

SCHOOL MEAL/FEEDING PROGRAM(S)

School year: 2020–2021

- Community-Based Hot Meal Programme
- Juice and Biscuit Snack Programme
- Breakfast Programme

The Breakfast Programme was not operating in the 2020–2021 school year in response to the COVID-19 pandemic.

Lead Agency: Ministry of Education

NATIONAL LAWS, POLICIES, AND STANDARDS

National school feeding policy

- Nutrition
- Food safety
- Health
- Agriculture
- Private sector involvement

Line item in the national budget...

Yes No No response

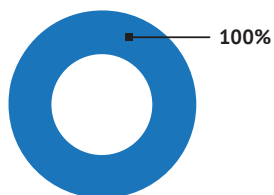
BUDGET

Total: USD 2,637,425

- Government: USD 2,637,425
- International donors*: USD 0
- Private sector: USD 0
- Other donors: USD 0

Includes funding from the United States Department of Agriculture Yes No No response

**International donations by United Nations agencies or non-governmental organizations often represent funding from multiple donors.*



INFRASTRUCTURE

All schools in Guyana have electricity and clean water; most have piped water and flush toilets; some have kitchens; and very few schools have latrines and dedicated eating areas/cafeterias. School meals are prepared on-site (on school grounds) in centralized kitchens; these kitchens are typically equipped with open-cooking areas, piped water, storage facilities, refrigeration, gas stoves and serving utensils. In the Juice and Biscuit Snack Programme, food is purchased in processed form.

SPECIAL NOTES

None

MEALS/SNACKS/MODALITY

- Breakfast
- Lunch
- Dinner
- Snacks
- Take-home rations
- Other

- Grains, cereals
- Roots, tubers
- Legumes, pulses, nuts
- Dairy products
- Eggs
- Meat
- Poultry
- Fish
- Green, leafy vegetables
- Other vegetables
- Fruits
- Oil
- Salt
- Sugar

- Dairy milk
- Yogurt drink
- Fruit juice
- Tea
- Water
- Other

Prohibited food items: None

FOOD SOURCES

- Purchased (domestic)
- Purchased (foreign)
- In-kind (domestic)
- In-kind (foreign)

COMPLEMENTARY ACTIVITIES

- Handwashing with soap
- Height measurement
- Weight measurement
- Testing for anemia
- Deworming treatment
- Eye testing/eyeglasses
- Hearing testing/treatment
- Dental cleaning/testing
- Menstrual hygiene
- Drinking water
- Water purification

COMPLEMENTARY EDUCATION PROGRAMS

- Food and nutrition
- Agriculture
- School gardens
- Hygiene
- Health
- Reproductive health
- HIV prevention
- Physical education

The checked items were provided in most or all participating schools.



The *Global Survey of School Meal Programs* is the property of GCNF and is protected by copyright. It may not be reproduced or distributed without prior written consent. Contact: info@gcnf.org ©2019. The Global Child Nutrition Foundation. All rights reserved.

GCNF is a non-political, non-profit entity. Funding for the 2019 and 2021 surveys is provided, in part, by the United States Department of Agriculture; agreement number FX18TA-10960G002.

CO-OPERATIVE REPUBLIC OF

Guyana

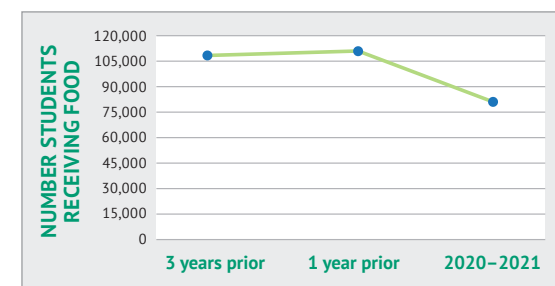


SCHOOL MEAL PROGRAMS

CHILDREN RECEIVING FOOD, 2020–2021

School level	Total	# Enrolled	# Receiving food
Pre-school	44,718*	26,254	24,295
Primary school	83,188	82,765	57,417
Secondary school	66,301	61,375	0
Total	194,207	170,394	81,712

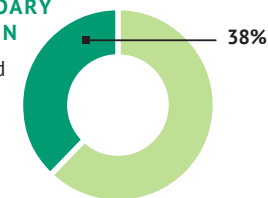
**The number of students reported as fed at the national level is inclusive of students typically reached with the Breakfast Programme.*



COVERAGE: PRIMARY AND SECONDARY SCHOOL-AGE CHILDREN

Total number primary and secondary school-age children: 149,489

Receiving school food: ■ 57,417



Food was also provided to some students in...

- Pre-schools
- Vocational/trade schools
- Other

NUTRITION

School feeding program(s) included/involved the following:

- Fortified foods**
- Bio-fortified foods
- Micronutrient supplements**
- Nutritionists involved**
- Special training for cooks/caterers in nutrition
- Objective to meet nutritional goals**
- Objective to reduce obesity

Food items fortified/biofortified:

Dairy products, fruits, sugar

Micronutrients:

Iron, calcium, vitamins A and C

ADDITIONAL INFORMATION

Each program engages one nutritionist whose salary is paid by the national government. Nutritional requirements for food baskets are used to prevent or mitigate overweight/obesity.

STUDIES CONDUCTED

Informal consultations with parents have indicated that children's school attendance has increased as a result of the program.

RESEARCH NEEDED

Not specified.

AGRICULTURE, EMPLOYMENT, AND COMMUNITY PARTICIPATION

Jobs created by school feeding programs*

- 450**
- Cooks and food preparers
 - Transporters
 - Off-site processors
 - Food packagers and handlers
 - Monitoring
 - Food service management
 - Safety and quality inspectors
 - Other

**If blank, no response was provided.*

Farmers were involved with the school feeding program(s)...

- Yes No No response

Other private sector (for profit) actors were involved...

- Yes No No response

There was a focus on creating jobs or leadership or income-generating opportunities for...

- Women** **Other groups**
 Youth No response

There was community engagement (by parents or others) in the school feeding program(s)...

- Yes No No response

Were there links between food banks and the school feeding program(s)?

- Yes No There are no food banks in this country.

ADDITIONAL INFORMATION

Farms of all sizes are involved with school feeding by selling directly (or through their farmer organization) to the programs, and the private sector is involved in food processing and supplying utensils. The school feeding programs maintain a focus on creating jobs or income generating opportunities for women and other individuals who are unemployed, owners of small businesses, or farmers. Community members are also encouraged to support the school feeding program, such as by constructing school kitchens.

SUCCESSES AND CHALLENGES

Recent successes related to school feeding in Guyana include the achievement of the set objectives (such as increased school attendance), as well as benefits realized by communities (such as income earned by farmers). However, the programs were greatly impacted by the COVID-19 pandemic, delaying plans to expand school feeding to additional regions.

EMERGENCIES/COVID-19 PANDEMIC

Schools in Guyana remained mostly closed from September to December 2020, while in 2021, some schools opened and other schools continued to operate remotely. Due to the COVID-19 pandemic, funding for the Community-Based Hot Meal Programme decreased; however, funding was increased for the Juice and Biscuit Snack Programme. Overall, the pandemic resulted in a decrease in the number of students fed and the frequency of school feeding, and prompted a temporary change in beneficiaries (e.g., switching from targeting students to targeting families).

CONTACTS: GUYANA

Agency: Ministry of Education

Website: <https://education.gov.gy/en/>

COMMUNITY-BASED HOT MEAL PROGRAMME

Lead implementer(s): Ministry of Education

OBJECTIVES:

- To meet educational goals
- To provide a social safety net
- To meet nutritional and/or health goals

MODALITIES OF PROVIDING STUDENTS WITH FOOD:

- In-school meals

FREQUENCY AND DURATION:

- 5 times per week during the school year

TARGETING:

Geographic

HOW MANY STUDENTS RECEIVED SCHOOL FOOD IN 2020–2021 SCHOOL YEAR?

School level	# Students	% Girls	% Boys
Pre-school	2,586	–	–
Primary school	24,716	–	–
Secondary school	0	–	–
Total	27,302	–	–

FOOD AND BEVERAGE ITEMS:

Roots, tubers	Poultry	Salt
Legumes, pulses, nuts	Fish	Sugar
Dairy products	Green, leafy vegetables	Fruit juice
Eggs	Fruits	
Meat	Oil	
* fortified		

FOOD SOURCES:

100% Purchased (domestic) 0% In-kind (domestic)
0% Purchased (foreign) 0% In-kind (foreign)

If blank, no response was provided.

ADDITIONAL INFORMATION:

The Community-Based Hot Meal Programme began operating in 2006 and covered 223 public schools during the 2020/2021 school year. To limit food waste, food is prepared to meet average student consumption. In the upcoming school year, there are plans to serve over 30,000 students.

JUICE AND BISCUIT SNACK PROGRAMME

Lead implementer(s): Ministry of Education

OBJECTIVES:

- To meet educational goals
- To provide a social safety net

MODALITIES OF PROVIDING STUDENTS WITH FOOD:

- In-school snacks

FREQUENCY AND DURATION:

- 5 times per week during the school year

TARGETING:

Not specified

HOW MANY STUDENTS RECEIVED SCHOOL FOOD IN 2020–2021 SCHOOL YEAR?

School level	# Students	% Girls	% Boys
Pre-school	13,050	–	–
Primary school	24,468	–	–
Secondary school	0	–	–
Total	37,518	–	–

FOOD AND BEVERAGE ITEMS:

Dairy products*	Salt	Fruit juice
Fruits*	Sugar*	
* fortified		

FOOD SOURCES:

- Purchased (domestic) In-kind (domestic)
 Purchased (foreign) In-kind (foreign)

If blank, no response was provided.

ADDITIONAL INFORMATION:

The Juice and Biscuit Snack Programme began operating in 2010 and covered 483 public schools in the 2020/2021 school year. There are plans to serve 39,000 students in the upcoming school year.

