

## SCHOOL MEAL/FEEDING PROGRAM(S)

School year: 2020

- Qali Warma National School Feeding Program (*Programa Nacional de Alimentación Escolar Qali Warma – PNAEQW*)

**Lead Agency:** Ministry of Development and Social Inclusion (MIDIS) – Qali Warma National School Feeding Program (PNAEQW)

## NATIONAL LAWS, POLICIES, AND STANDARDS

- National school feeding policy
- Nutrition**
- Food safety**
- Health
- Agriculture
- Private sector involvement

Line item in the national budget...

- Yes  No  No response

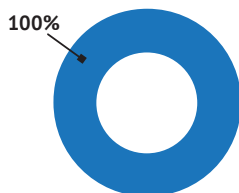
## BUDGET

Total: USD 498,553,724

- Government: USD 498,553,724
- International donors\*: USD 0
- Private sector: USD 0
- Other donors: USD 0

Includes funding from the United States Department of Agriculture  Yes  No  No response

*\*International donations by United Nations agencies or non-governmental organizations often represent funding from multiple donors.*



## INFRASTRUCTURE

Most schools in Peru have electricity, piped water and flush toilets. Some have clean water, latrines, and dedicated eating spaces/cafeterias, and very few have kitchens. School food is mostly purchased in processed form from caterers selected by the program through its annual procurement process.

## SPECIAL NOTES

None

## MEALS/SNACKS/MODALITY

- Breakfast
- Lunch
- Dinner
- Grains, cereals**
- Roots, tubers**
- Legumes, pulses, nuts
- Dairy products**
- Powdered eggs**
- Meat**
- Poultry**
- Fish**
- Snacks
- Take-home rations**
- Other
- Green, leafy vegetables
- Other vegetables
- Fruits
- Oil**
- Salt**
- Sugar**
- Dairy milk
- Yogurt drink
- Fruit juice
- Tea
- Water
- Other

**Prohibited food items:** Foods high in saturated fat, sugar, or salt

## FOOD SOURCES

- Purchased (domestic)**
- Purchased (foreign)**
- In-kind (domestic)
- In-kind (foreign)

## COMPLEMENTARY ACTIVITIES

- Handwashing with soap**
- Height measurement
- Weight measurement
- Testing for anemia
- Deworming treatment**
- Eye testing/eyeglasses
- Hearing testing/treatment
- Dental cleaning/testing
- Menstrual hygiene
- Drinking water
- Water purification

## COMPLEMENTARY EDUCATION PROGRAMS

- Food and nutrition**
- Agriculture
- School gardens**
- Hygiene
- Health
- Reproductive health
- HIV prevention
- Physical education

*The checked items were provided in most or all participating schools.*



The *Global Survey of School Meal Programs* is the property of GCNF and is protected by copyright. It may not be reproduced or distributed without prior written consent. Contact: info@gcnf.org ©2019. The Global Child Nutrition Foundation. All rights reserved.

GCNF is a non-political, non-profit entity. Funding for the 2019 and 2021 surveys is provided, in part, by the United States Department of Agriculture; agreement number FX18TA-1096OG002.

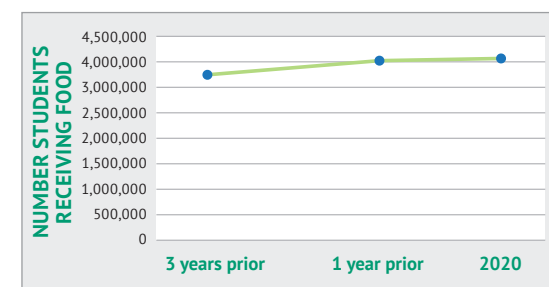
## REPUBLIC OF Peru



## SCHOOL MEAL PROGRAMS

### CHILDREN RECEIVING FOOD, 2020

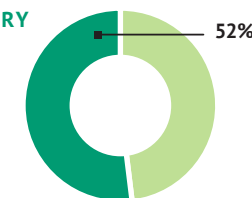
School level	Total	# Enrolled	# Receiving food
Pre-school	1,603,594	1,366,262	1,166,510
Primary school	3,151,182	3,060,268	2,738,858
Secondary school	2,640,540	2,260,302	294,164
<b>Total</b>	<b>7,395,316</b>	<b>6,686,832</b>	<b>4,199,532</b>



### COVERAGE: PRIMARY AND SECONDARY SCHOOL-AGE CHILDREN

Total number primary and secondary school-age children: 5,791,722

Receiving school food: **3,033,022**



- Food was also provided to some students in...
- Pre-schools**
  - Vocational/trade schools
  - Other

## NUTRITION

School feeding program(s) included/involved the following:

- Fortified foods**
- Bio-fortified foods
- Micronutrient supplements
- Nutritionists involved**
- Special training for cooks/caterers in nutrition
- Objective to meet nutritional goals
- Objective to reduce obesity

### Food items fortified/biofortified:

Grains/cereals, dairy products

### Micronutrients:

Iron

## ADDITIONAL INFORMATION

Thirty-eight nutritionists, paid by the national government, are engaged in school feeding in Peru. The products produced in school gardens are given to schoolchildren's parents to be prepared at home.

## STUDIES CONDUCTED

Impact Evaluation of the Qali Warma National School Feeding Program, authored by by Lavado Pablo and Barrón Manuel in 2019.

## RESEARCH NEEDED

A study of the impact of school meals on health and education, and an assessment of new program modalities.

## AGRICULTURE, EMPLOYMENT, AND COMMUNITY PARTICIPATION

### Jobs created by school feeding programs\*

	Cooks and food preparers
	Transporters
	Off-site processors
	Food packagers and handlers
<b>1,003</b>	Monitoring
<b>487</b>	Food service management
<b>296</b>	Safety and quality inspectors
	Other

*\*If blank, no response was provided.*

### Farmers were involved with the school feeding program(s)...

- Yes  No  No response

### Other private sector (for profit) actors were involved...

- Yes  No  No response

### There was a focus on creating jobs or leadership or income-generating opportunities for...

- Women  Other groups  
 Youth  No response

### There was community engagement (by parents or others) in the school feeding program(s)...

- Yes  No  No response

### Were there links between food banks and the school feeding program(s)?

- Yes  No  There are no food banks in this country.

## ADDITIONAL INFORMATION

Food rations are purchased through competitive tendering procedures from companies of all sizes, and the private sector is engaged in food trading, food processing, and transport for the school feeding program. Parents support the program by participating in School Food Committees and Food Procurement Committees.

## CONTACTS: PERU

**Agency:** Qali Warma National School Feeding Program (PNAEQW)

**Website:** <https://www.gob.pe/qaliwarma>

## SUCCESSES AND CHALLENGES

Recent successes related to school feeding in Peru include guarantees that school meals are safe, high quality, and timely; transparency and anti-corruption efforts that are emphasized in the food purchasing process; and savings for families with schoolchildren. However, a national food policy and a comprehensive social protection network are needed. Moreover, the high turnover of government officials (eight ministers in less than three years) could affect the administration of the program.

## EMERGENCIES/COVID-19 PANDEMIC

In response to the COVID-19 pandemic, take-home rations were made available to be picked up by students or parents. The pandemic prompted the universalization of food services for both secondary level students and pre-school/primary school children, as well as the improved automation of administration and operation of the school feeding program. During 2020, the program was not significantly affected, even as there was a severe economic crisis in Peru. However, the COVID-19 pandemic resulted in an increase in the number of students who came from the private education sector. Along with extensive migration from Venezuela to Peru, this caused a gap in program coverage.

## QALI WARMA NATIONAL SCHOOL FEEDING PROGRAM

### PROGRAMA NACIONAL DE ALIMENTACIÓN ESCOLAR QALI WARMA – PNAEQW

**Lead implementer(s):** Ministry of Development and Social Inclusion (MIDIS) through the Qali Warma National School Feeding Program (PNAEQW)

#### OBJECTIVES:

- To meet educational goals

#### MODALITIES OF PROVIDING STUDENTS WITH FOOD:

- Take-home rations

#### FREQUENCY AND DURATION:

- Monthly during the school year

#### TARGETING:

Universal (for preschool and primary)

#### HOW MANY STUDENTS RECEIVED SCHOOL FOOD IN 2020 SCHOOL YEAR?

School level	# Students	% Girls	% Boys
Pre-school	1,166,510	–	–
Primary school	2,738,858	–	–
Secondary school	294,164	–	–
<b>Total</b>	<b>4,199,532</b>	–	–

#### FOOD AND BEVERAGE ITEMS:

Grains, cereals*	Meat	Salt
Roots, tubers	Poultry	Sugar
Dairy products*	Fish	
Powdered Eggs	Oil	

\* fortified

#### FOOD SOURCES:

**99.5% Purchased (domestic)** 0% In-kind (domestic)  
**0.5% Purchased (foreign)** 0% In-kind (foreign)

If blank, no response was provided.

#### ADDITIONAL INFORMATION:

In Peru, the Qali Warma National School Feeding Program began operating in 2013. The program is managed by the national government through a co-management operational model involving the public and private sectors, as well as civil society. School food rations comprise a variety of foods of national, regional, local, and imported origin that guarantees the necessary energy intake for children. Although the program aims at universal coverage for primary school students, in 2020, the program reached a somewhat smaller percent of students due to a large influx of new beneficiaries from private schools (as a result of the COVID-19 pandemic) and migration from Venezuela.

