

ARRANGEMENT OF SECTIONS

Section

1. Sum of money to be issued from the Consolidated Fund for 2021 financial year
2. Retained Internally Generated Funds
3. Payment of money on authorisation of Minister responsible for Finance
4. Repeal
5. Commencement

SCHEDULES

FIRST SCHEDULE

Sum of Money to be Issued from the Consolidated Fund for the 2021 Financial Year

SECOND SCHEDULE

Retained Internally Generated Funds Breakdown

THIRD SCHEDULE

Summary of Expenditure by Ministries, Departments and Agencies, Economic Item and Funding

FOURTH SCHEDULE

Summary of Expenditure by Programme, Economic Item and Funding



THE ONE THOUSAND AND SIXTY-NINETH

ACT

OF THE PARLIAMENT OF THE REPUBLIC OF GHANA
ENTITLED

APPROPRIATION ACT, 2021

AN ACT to provide for the withdrawal of sums of money necessary to meet Government expenditure for the 2021 financial year, from the Consolidated Fund and other public funds and for related matters.

DATE OF ASSENT: *31st March, 2021.*

PASSED by Parliament and assented to by the President

Sum of money to be issued from the Consolidated Fund for 2021 financial year

1. Pursuant to paragraph (a) of clause (2) of article 179 of the Constitution, a sum of money not exceeding One Hundred and Twenty-Nine Billion, Thirty-Two Million, Eight Hundred and Four Thousand, Two Hundred and One Ghana Cedis (GH¢129,032,804,201) shall be issued from the Consolidated Fund and other public funds during the financial year commencing on the 1st day of January, 2021 and ending the 31st day of December, 2021 and shall be appropriated for the purposes specified in the First Schedule, which translates into the Third and Fourth Schedules representing Ministries, Departments and Agencies and Other Government Obligations with their programmes.

Retained Internally Generated Funds

2. The Ministries, Departments, and Agencies listed in the first column of the Second Schedule may retain and use an amount of Five Billion, Eight Hundred and Ninety-Three Million, Seven Hundred and Seventy-Two Thousand, Three Hundred and Fifty Ghana Cedis (GH¢ 5,893,772,350) indicated in the second column of the Second Schedule being a part of the total amount specified in section 1 during the financial year commencing on the 1st day of January, 2021 and ending on the 31st day of December, 2021.

Payment of money on authorisation of Minister responsible for Finance

3. The Controller and Accountant-General may, on a warrant issued on the authority of the Minister responsible for Finance, pay out of the Consolidated Fund and other public funds during the financial year ending on the 31st day of December, 2021 any sum not exceeding the sum of One Hundred and Twenty-Nine Billion, Thirty-Two Million, Eight Hundred and Four Thousand, Two Hundred and One Ghana Cedis (GH¢129,032,804,201) referred to in section 1.

Repeal

4. The Appropriation Act, 2019 (Act 1008) is repealed.

Commencement

5. This Act shall come into force on the 1st day of January, 2021.



1.1. Appropriation Bill

1st Schedule - Section 1

Year: 2021

Currency: Ghanaian Cedi (GHS)

2021 Full Year Budget

	Budget
Total Appropriation	129,032,804,201
Compensation of Employees	30,313,597,722
Wages & Salaries	25,798,806,572
Pensions	1,651,123,621
Gratuities	515,976,131
Social Security	2,347,691,398
Use of Goods and Services	5,966,791,693
o/w ABFA - Use of Goods and Services	775,530,399
Interest Payments	35,863,814,494
Domestic	28,368,065,813
External (due)	7,495,748,681
Subsidies	247,678,856
Subsidies on Petroleum products	247,678,856
Grants to Other Government Units	18,081,390,563
National Health Fund	1,903,907,554
GET Fund	1,442,796,479
Road Fund	1,191,805,239
Petroleum Related Fund	29,807,346
DACF	2,402,331,910
Retention of Internally-Generated Funds (IGFs)	5,893,772,350
Transfer to GNPC	1,047,451,904
Ghana Infrastructure Fund	361,914,186
Other Earmarked Funds	3,807,603,596
Social Benefits	165,084,002
Lifeline consumers of electricity	165,084,002
Other Expenditure	7,884,158,132



1.1. Appropriation Bill

1st Schedule - Section 1

Year: 2021

Currency: Ghanaian Cedi (GHS)

2021 Full Year Budget

	Budget
ESLA Transfers	2,979,531,071
COVID-19 Related Expenditures	4,509,627,061
COVID-19 Alleviation Programme (Water & Electricity)	200,000,000
Provision of Health Infrastructure	1,476,308,149
National COVID-19 Response	597,651,913
Seed Fund For Capitalisation of Development Bank	306,370,389
Economic Revitalization payment	1,000,000,000
Covid-19 Vaccines (Operational & Procurement)	929,296,610
Capital Expenditure	11,527,711,135
Domestic Financed	3,415,317,127
o/w ABFA - Domestic financed	1,318,401,678
Foreign Financed	8,112,394,008
Arrears	3,700,000,000
Amortization	15,282,577,604



1.2. Appropriation Bill

2nd Schedule - IGF Retention Breakdown

Year: 2021

Currency: Ghanaian Cedi (GHS)

2021 Full Year Budget

	Budget
Total	5,893,772,350
01 - Administration	196,809,917
001 - Office of Government Machinery	43,788,970
002 - Office of the Head of Civil Service	3,175,118
009 - Ministry of Foreign Affairs and Regional Integration	32,079,329
010 - Ministry of Finance	93,943,684
031 - Ministry of Information	23,822,816
02 - Economic	776,361,130
012 - Ministry of Food and Agriculture	4,042,433
013 - Ministry of Lands and Natural Resources (MLNR)	330,031,680
015 - Ministry of Trade and Industry	119,960,308
016 - Ministry of Tourism, Arts and Culture	10,362,040
017 - Ministry of Environment Science, Technology and Innovation	181,907,058
018 - Ministry of Energy	68,257,332
019 - Ministry of Fisheries and Aquaculture Development	61,800,280
03 - Infrastructure	265,817,520
021 - Ministry of Works and Housing	730,131
022 - Ministry of Roads and Highways	19,716,082
026 - Ministry of Communications and Digitalisation	37,777,418
043 - Ministry of Transport	176,000,763
048 - Ministry Of Railway Development	1,584,000
049 - Ministry Of Sanitation and Water Resources	30,009,127
04 - Social	4,543,348,300
023 - Ministry of Education	2,074,767,307
024 - Ministry of Employment and Labour Relations	130,051,312
025 - Ministry of Youth and Sports	451,768



1.2. Appropriation Bill

2nd Schedule - IGF Retention Breakdown

Year: 2021

Currency: Ghanaian Cedi (GHS)

2021 Full Year Budget

	Budget
029 - Ministry of Health	2,328,137,112
032 - Ministry of Gender, Children and Social Protection	9,940,800
05 - Public Safety	111,435,482
033 - Office of the Attorney General and Ministry of Justice	29,277,033
034 - Ministry of Defence	25,730,507
036 - Judiciary and Judicial Service	19,119,106
037 - Ministry of The Interior	37,308,836
09 - Multi Sectoral	
99 - Other Government Obligations	




1.3. Appropriation Bill
 Summary of Expenditure by MDA, Economic Item and Funding
 Year: 2021
 Currency: Ghanaian Cedi (GHS)
 2021 Full Year Budget

MDA	Compensation of Employees	Goods and Services	Capex	Total	GEF			Funds/Others			Grand Total			
					Compensation of Employees	Goods and Services	Capex	Total	ABFA	Others		Goods and Services	Capex	Total
016 - Ministry of Tourism, Arts and Culture	56,436,576	9,638,774		66,075,350	961,838	6,730,689	2,669,513	10,362,040			4,824,757	17,499,027	22,323,784	98,761,174
017 - Ministry of Environment, Science, Technology and Innovation	227,191,633	11,145,653	5,500,000	243,837,286	53,703,162	95,091,513	33,112,353	181,907,028			16,033,993	16,040,707	32,094,700	457,899,044
018 - Ministry of Energy	4,410,616	6,268,018	87,673,868	98,352,502	18,245,781	40,159,978	9,851,573	68,257,332	8,000,000		9,093,248	670,350,593	679,443,841	854,053,705
019 - Ministry of Fisheries and Aquaculture Development	11,155,135	2,142,254	5,000,000	18,297,389	225,341	43,297,753	18,277,186	61,800,280	2,000,000			291,491,735	292,491,735	374,132,204
040 - Ministry for Business Development		534,823		534,823										534,823
03 - Infrastructure	130,751,599	65,749,152	407,449,851	603,950,603	48,314,101	165,611,317	51,882,102	265,817,520	265,817,520		68,994,193	2,410,847,513	2,479,781,706	4,329,034,146
021 - Ministry of Works and Housing	21,227,722	3,221,310	81,793,085	106,302,227		704,875	25,256	730,331			11,703,349	56,310,878	68,014,227	175,046,585
022 - Ministry of Roads and Highways	57,439,308	2,429,891	157,680,242	217,555,441	453,647	14,589,778	4,673,257	19,716,682	794,897,149		18,833,979	916,778,550	935,602,529	1,967,771,491
026 - Ministry of Communications and Digitalisation	23,970,684	9,585,331	30,000,000	63,506,015	1,200,506	15,021,751	21,555,151	37,777,418			5,095,020	244,838,302	249,933,322	351,216,755
042 - Ministry for Inner City and Zongo development	0	6,968,616		6,968,616										6,968,616
043 - Ministry of Transport	8,911,285	10,845,419	27,330,000	47,106,704	36,918,364	119,720,005	19,361,194	176,002,763			25,850,346	408,890,584	434,741,790	657,839,197
045 - Ministry of Aviation	0			0										0
046 - Ministry for Special Development Initiatives	0		47,028,217	47,028,217					49,624,483					96,682,700
048 - Ministry of Railway Development	3,759,944	11,870,555	6,943,915	22,583,423		1,264,000	300,000	1,564,000	120,000,000		1,105,335	367,212,933	368,208,268	512,575,692
049 - Ministry of Sanitation and Water Resources	15,396,647	20,008,970	56,664,392	92,069,999	9,792,284	14,290,288	5,976,544	30,069,127			6,205,664	416,825,967	423,031,631	560,593,110
01 - Social	15,879,710,183	1,693,376,898	41,942,507	17,615,029,588	400,164,704	3,270,606,912	871,576,684	4,543,348,300	808,605,024		251,972,564	1,629,447,327	1,881,419,891	24,844,402,804
023 - Ministry of Education	10,412,416,118	1,431,241,360	11,500,000	11,855,257,477	109,516,993	1,394,155,354	570,984,952	2,074,467,307	776,180,024		18,013,595	907,419,452	925,433,047	15,631,037,855
024 - Ministry of Employment and Labour Relations	68,739,186	3,739,587	4,717,508	77,215,480	23,586,840	51,073,107	55,391,265	130,851,312				796,334	796,334	208,053,127
025 - Ministry of Youth and Sports	19,259,867	12,410,171	2,300,000	33,961,037		451,768								34,412,805
027 - National Commission for Civic Education	62,757,685	4,291,285	1,150,000	68,139,960							119,171		119,171	68,318,151
028 - Ministry of Christianity and Religious Affairs	30,955,807	3,623,480	1,150,000	35,739,287										35,739,287
029 - Ministry of Health	5,245,389,972	33,295,151	13,075,000	5,291,740,123	785,075,846	1,816,860,900	246,200,367	2,328,137,112	32,225,000		160,056,447	721,231,541	881,287,988	8,513,590,213
032 - Ministry of Gender, Children and Social Protection	36,972,448	202,728,957	6,800,000	246,601,405	1,885,027	8,085,773		9,940,800			73,783,351		73,783,351	310,325,556
041 - National Labour Commission	3,218,901	1,946,987	1,150,000	6,315,798										6,315,798



1.3. Appropriation Bill
Summary of Expenditure by MDA, Economic Item and Funding
Year: 2021
Currency: Ghanaian Cedi (GHS)
2021 Full Year Budget

MDA	Economic Item	GOS		GF		Runds / Others			Donors		Grand Total									
		Good and Services	Capex	Good and Services	Capex	Statutory	ABFA	Others	Good and Services	Capex										
05 - Public Safety		5,664,380,392	322,024,079	348,112,387		6,354,516,850														
033 - Office of the Attorney General and Ministry of Justice		79,891,017	6,232,378	10,300,000		104,393,394														
034 - Ministry of Defence		1,300,356,785	46,073,724	193,924,380		1,741,456,889														
035 - Commission on Human Rights and Admin. Justice		28,237,024	14,035,083	6,325,000		46,597,107														
036 - Judiciary and Judicial Service		284,504,473	56,580,438	77,159,047		418,277,958														
037 - Ministry of the Interior		3,290,801,702	47,551,035	35,220,000		3,373,572,737														
038 - Ministry Of National Security		488,460,795	150,121,858	16,000,000		654,582,653														
031 - Legal Aid Commission		13,978,596	529,564	1,150,000		15,658,160														
09 - Multi Sectoral		145,265,119	6,149,049,111	20,000,000		6,314,334,229														
039 - General Government Services			5,912,289,220	20,000,000		5,932,289,220														
072 - Subscriptions			50,000,000			50,000,000														
074 - Contingency		145,265,119		186,829,891		332,095,010														
99 - Other Government Obligations		4,514,791,150	62,454,831,575			66,969,622,725														
050 - Debt Management			51,146,392,098			51,146,392,098														
052 - DACF																				
053 - GEF Fund																				
054 - National Health Fund																				
055 - Pensions		1,851,123,621				1,851,123,621														
056 - Gratuities		515,976,131				515,976,131														
057 - Social Security		2,347,691,398				2,347,691,398														
059 - Arrears			3,700,000,000			3,700,000,000														
061 - Subsidies on Petroleum Products			247,678,856			247,678,856														
062 - Lifetime consumers of electricity			165,084,002			165,084,002														
064 - Petroleum Related Fund			29,807,346			29,807,346														



1.3. Appropriation Bill


Summary of Expenditure by MDA, Economic Item and Funding

Year: 2021

Currency: Ghanaian Cedi (GHS)

2021 Full Year Budget

	GFS			IGF			Funds / Orders			Donors			Grand Total		
	Compensation of Employees	Goods and Services	Capex	Total	Compensation of employees	Goods and Services	Capex	Total	Statutory	ABPA	Others	Goods and Services		Capex	Total
065 - Transfer to Ghana National Petroleum		1,047,451,904		1,047,451,904											1,047,451,904
066 - Road fund		1,191,805,239		1,191,805,239											1,191,805,239
075 - Other Earmark fund		4,926,612,131		4,926,612,131											4,926,612,131
Total Organisations	30,313,597,722	74,411,242,461	2,095,915,449	106,821,755,632	677,330,947	4,072,007,799	1,144,433,604	5,893,772,350	5,981,895,063	2,223,187,143		1,700,052,585	6,412,341,428	8,112,394,013	129,032,804,201



1.4. Appropriation Bill
 Summary of Expenditure by Programme, Economic Item and Funding

YTD: Year Total 2021
 Currency: GH Cedi
 2021 Full Year Budget

Code	Description	Goods and Service		Capex	Total	Goods and Serv		Capex	Total	FUND / OTHER		DONORS		Grand Total
		Compensation of	Goods and Service			Goods and Serv	Capex			STAFF	AFSA	OTHERS	Goods and Serv	
01 - Administration		3,235,250,381	2,974,026,222	1,033,046,746	7,294,323,319	36,082,237	142,893,830	17,848,810	195,809,917					
001 - Office of Government Machinery		823,898,688	975,128,542	472,008,693	2,271,097,903	15,672,306	27,775,962	340,702	43,788,970					
00101 - Management and Administration		109,171,482	582,132,040	472,008,693	1,163,392,215									
00102 - Institutional Development		679,564,833	229,045,773		908,130,626									
00105 - Investment Promotion Management		12,797,737	129,688,719		142,486,477	15,672,306	27,775,962	340,702	43,788,970					
00106 - Regulatory Services		22,291,878	20,296,608		42,588,487									
00107 - HIV and AIDS Management		554,697	13,945,401		14,500,098									
002 - Office of the Head of Civil Service		21,937,785	7,490,935	1,150,000	29,998,720		2,413,745	756,373	3,170,118					
00201 - Management and Administration		6,458,930	1,779,470	1,150,000	9,398,390									
00202 - Institutional Development		9,276,899	1,361,465		10,638,364		136,182	33,113	171,295					
00203 - Human Resource Management		5,422,026	4,360,000		9,782,026		2,280,563	723,260	3,003,823					
003 - Parliament of Ghana		201,112,086	209,027,888	117,500,000	523,639,774									
00301 - Management and Administration		201,112,086	157,628,660	103,125,000	461,865,746									
00302 - Parliamentary Business			46,772,504	14,375,000	61,147,504									
00303 - Information Support Services			626,524		626,524									
005 - Audit Service		346,298,651	51,750,000	17,250,000	425,298,651									
00501 - Management and Administration		71,758,148	18,330,020	14,250,000	104,338,168									
00502 - Audit Operations		284,540,503	33,419,980	3,000,000	320,960,483									
006 - Public Services Commission		4,350,733	4,036,606	4,082,500	12,479,838									
00601 - Management and Administration		4,350,733	4,036,606	4,082,500	12,479,838									
008 - Electoral Commission		48,267,770	82,000,000	27,943,023	158,170,793									
00801 - Management and Administration		48,267,770	82,000,000	27,943,023	158,170,793									
00802 - Electoral Services			1,650,000		1,650,000									
009 - Ministry of Foreign Affairs and Regional Integration		420,218,055	12,704,481	5,000,000	438,052,536		23,009,588	8,985,741	32,079,329					
00901 - Management and Administration		33,291,284	7,864,481	4,700,000	46,659,764		6,799,317	6,585,741	13,376,058					
00902 - International Cooperation		386,556,772	4,900,000		391,556,772		2,052,267		2,052,267					
00903 - Passport Administration				300,000	300,000		14,250,985	2,400,000	16,650,985					



1.4. Appropriation Bill
 Summary of Expenditure by Programme, Economic Item and Funding


YTD: Year/Total 2021
 Currency: GH Cedi
 2021 Full Year Budget

	Competition of Goods and Service				Capex				Fund / Other				Donor		Grand Total
	Competition of Goods and Service	Capex	Total	Competition of Goods and Service	Capex	Total	Statutory	AFSA	Others	Goods and Service	Capex	Total			
010 - Ministry of Finance	390,994,973	36,032,664	106,900,000	593,031,397	20,392,352	66,380,208	7,170,224	93,943,664		764,934,242	33,737,247	798,671,590		1,432,017,585	
0101 - Management and Administration	1,000,003			1,000,003										1,000,003	
01011 - Management and Administration	33,222,840	19,214,564	4,608,055	56,045,359										86,754,394	
01012 - Economic Policy Management	28,544,894	10,580,000	10,414,945	140,545,339	20,127,608	11,969,058	2,046,575	34,143,241		105,669,428	3,430,000	109,099,428		286,149,133	
01013 - Revenue Mobilisation	2,706,295	610,000		3,316,295						614,312,655	30,317,247	644,629,902		644,946,277	
01014 - Expenditure Management	324,739,058	5,298,000	877,000	330,934,058	285,244	10,611,150	1,424,410	12,300,904		44,952,180		44,952,180		388,187,152	
01015 - Public Debt Management	865,873	324,000		1,189,873										17,980,577	
011 - Ministry of Local Government, Decentralisation and Rural Development	871,065,134	52,966,351	217,631,050	1,141,662,536						48,234,018	377,087,053	425,321,071		1,567,093,607	
01101 - Management and Administration	11,154,282	15,320,689	9,490,000	35,964,971						114,144,413	114,144,413	228,288,826		150,109,384	
01102 - Decentralisation	732,952,982	24,290,655	1,998,636	759,242,472						13,404,298	10,013,201	23,417,599		782,660,071	
01103 - Local Level Development and Management	29,585,653	3,800,000	3,240,000	36,625,653						27,314,655	259,929,340	287,244,000		316,669,348	
01104 - Environmental Sanitation Management	13,903			13,903										13,903	
01106 - Births and Deaths Registration Services	12,497,455	1,500,000	200,000	14,197,455						8,515,065		8,515,065		104,976,381	
01107 - Regional Services	84,860,680	6,054,807	3,545,750	96,461,216										189,156,665	
01108 - Regional Reorganisation Development			199,156,665	199,156,665										6,859,109	
030 - National Media Commission	4,175,410	2,683,699		6,859,109										6,859,109	
0301 - Management and Administration	4,175,410	1,857,230		6,032,640										6,032,640	
0302 - Media Regulation and Management		816,469		816,469										816,469	
031 - Ministry of Information	83,084,667	9,088,694	10,000,000	102,153,361										125,976,177	
03101 - Management and Administration	5,710,490	6,768,694	10,000,000	20,479,184										20,479,184	
03102 - Information Management	79,374,178	2,300,000		81,674,178										105,496,994	
033 - National Development Planning Commission	5,793,851	6,606,718	2,992,500	14,491,269										14,491,269	
03301 - Management and Administration	5,793,851	3,417,600	2,992,500	11,303,151										11,303,151	
03302 - National Development Policy Planning, Monitoring and Evaluation		3,188,118		3,188,118										3,188,118	
044 - Ghana Revenue Authority	1,471,891,745			1,471,891,745										1,471,891,745	
04401 - Revenue Mobilisation		606,844,105		606,844,105										606,844,105	
0601 - General Government Service		885,047,640		885,047,640										885,047,640	



1.4. Appropriation Bill
 Summary of Expenditure by Programme, Economic Item and Funding
 YTD - Year To Date 2021
 Currency: GH Cedi
 2021 Full Year Budget

Programme	Goods and Service			IGF			Donors			Grand Total			
	Competition of	CPFA	Total	Competition	CPFA	Total	Statutory	ABFA	Others		Goods and Service	CPFA	Total
007 - Ministry Of Parliamentary Affairs	2,922,635	2,611,917	9,600,000	15,146,532									15,146,532
04701 - Management and Administration	2,922,635	1,837,917	9,600,000	14,370,532									14,370,532
04702 - Executive and Legislative Coordination and Dialogue		774,000		774,000									774,000
060 - Ministry of Planning	511,720	201,594		713,314									713,314
06001 - P1. Management and Administration	511,720	100,000		611,720									611,720
06002 - P2. National Planning		101,594		101,594									101,594
068 - Ministry of Regional Re-organization	0		11,388,949	11,388,949				20,000,000					31,388,949
06801 - Management And Administration	0			0									0
06802 - Regional Reorganisation and Development			11,388,949	11,388,949				20,000,000					31,388,949
077 - Ministry of Monitoring and Evaluation		195,248		195,248									195,248
00201 - Management and Administration	13,866			13,866									13,866
07701 - Management and Administration	13,866	130,000		143,866									143,866
07702 - Monitoring and Evaluation of Government Business		65,248		65,248									65,248
078 - Office Of The Special Prosecutor	43,473,043	50,630,042	30,000,000	124,103,085									124,103,085
07801 - Management and Administration		50,630,042	30,000,000	80,630,042									80,630,042
07802 - Anti Corruption Management	43,473,043			43,473,043									43,473,043
082 - Right to Information Commission	5,500,000	5,000,000	500,000	14,000,000									14,000,000
08201 - Management and Administration	5,500,000	2,300,000	500,000	11,300,000									11,300,000
08202 - Promotion of Right to Information		2,100,000		2,100,000									2,100,000
02 - Economic	673,448,897	730,155,424	246,563,989	1,659,978,309	182,374,087	410,157,342		57,214,681		142,631,027	1,700,082,560	1,842,713,687	4,346,697,808
012 - Ministry of Food and Agriculture	87,739,028	466,419,440	58,039,645	612,242,113	2,481,219	1,561,221		8,000,000		20,763,872	598,548,812	559,307,684	1,183,592,230
01201 - Management and Administration	44,203,631	38,027,803	13,660,000	95,887,435	739,053	1,337,038				7,098,982	8,400,000	15,098,982	113,467,518
01202 - Food Security and Emergency Preparedness	625,667	20,000		645,667						3,729,804	384,000	4,113,804	4,759,470
01203 - Increased Growth In Incomes	3,043,200			3,043,200	200,000								3,243,200
01214 - Crops and Livestock Development	39,748,240	428,271,637	44,427,645	512,447,622	1,542,149	224,183		8,000,000		3,408,085	200,000,000	203,408,085	725,427,039
013 - Ministry of Lands and Natural Resources (MWR)	117,990	100,000		217,990						6,527,001	329,759,812	336,286,813	336,504,703
	221,510,800	143,523,356	7,720,356	373,533,512	99,155,818	153,574,113		22,000,000		90,114,390	31,697,050	121,811,440	847,276,632



1.4. Appropriation Bill
 Summary of Expenditure by Programme, Economic Item and Funding
 YTD: Year Total 2021
 Currency: GH Cedi
 2021 Full Year Budget

Programme	Economic Item	IGF				Other				Donors		Grand Total		
		Competition of Goods and Services	Capital	Goods and Services	Capital	Statutory	Other	Goods and Services	Capital	Total	Total			
01301 - Management and Administration		4,204,274	20,607,000			24,811,274							24,811,274	125,627,714
01302 - Land Administration and Management		69,488,270	1,500,000			70,988,270							70,988,270	145,980,286
01303 - Forest and Wildlife Development Management		116,291,838	106,500,000			222,791,838							222,791,838	321,855,566
01304 - Mineral Resource Development and Management		27,310,750	12,245,356			39,556,106							39,556,106	246,299,146
01305 - Land and Maritime Boundary Management		4,618,567	3,000,000			7,618,567							7,618,567	7,618,567
015 - Ministry of Trade and Industry		64,605,110	110,164,276			174,769,386							174,769,386	529,517,297
01501 - Management and Administration		6,973,939	4,320,826			11,294,765							11,294,765	149,671,117
01502 - Trade Development		6,783,142	14,657,887			21,441,029							21,441,029	23,163,750
01503 - Business Development and Promotion		18,436,110	20,883,951			39,320,061							39,320,061	40,512,796
01504 - Trade and Industry Promotion		20,483,070	656,940			21,140,010							21,140,010	22,301,866
01505 - Standardization and Conformity Assessment		11,082,954	100,000			11,182,954							11,182,954	80,235,858
01506 - Industrial Development		902,475	69,564,672			70,467,147							70,467,147	213,641,270
016 - Ministry of Tourism, Arts and Culture		56,436,576	9,638,774			66,075,350							66,075,350	98,761,124
01601 - Management and Administration		5,052,510	4,423,580			9,476,090							9,476,090	32,168,608
01602 - Tourism Product Development		2,852,214				2,852,214							2,852,214	3,622,705
01603 - Tourism Research and Marketing		2,232,850	150,000			2,382,850							2,382,850	3,385,671
01604 - Tourism Facilities Monitoring		4,787,882	819,999			5,607,881							5,607,881	9,086,963
01605 - Culture, Creative Arts and Heritage Management		41,511,619	4,245,195			45,756,814							45,756,814	50,496,627
017 - Ministry of Environment, Science, Technology and Innovation		221,191,833	11,145,653			232,337,486							232,337,486	457,859,044
01701 - Management and Administration		4,919,205	8,172,435			13,091,640							13,091,640	33,439,878
01702 - Research and Development		204,218,104	1,394,696			205,612,800							205,612,800	277,383,111
01703 - Environmental Protection and Management		10,195,609	464,565			10,660,174							10,660,174	143,043,184
01704 - Spatial Planning and Human Settlement		7,883,115	696,846			8,579,961							8,579,961	8,554,063
01705 - Biosafety Development			418,109			418,109							418,109	418,109
018 - Ministry of Energy		4,410,616	6,268,048			10,678,664							10,678,664	854,083,705
01801 - Management and Administration		3,131,726	5,196,212			8,327,938							8,327,938	871,001,169
01802 - Power Generation, Transmission and Distribution (Power Management)		498,554	338,475			837,029							837,029	67,082,536



1.4 Appropriation Bill
 Summary of Expenditure by Programme, Economic Item and Funding
 YTD: Year/Total 2021
 Currency: GH Cedi
 2021 Full Year Budget

Programme	G20			IGF			Funds / Others			Donors		Grand Total	
	Competition of Goods and Service	Capex	Total	Competition Goods and Service	Capex	Total	Statutory	AFBA	Others	Goods and Service	Capex		Total
01803 - Petroleum Development	507,185	419,959	927,144										927,144
01804 - Renewable Energy Development	273,150	313,402	8,566,533	12,274,785		12,274,785				9,099,248	27,750,285	36,843,533	58,154,870
01905 - Energy Sector Regulation				27,435,193	9,951,573	37,286,766							37,286,766
015 - Ministry of Fisheries and Aquaculture Development	11,155,435	2,142,054	18,297,189	225,341	49,297,753	18,277,186	61,800,280	2,000,000		292,494,735	292,494,735	374,592,204	119,019,484
01901 - Management of Administration	5,339,569	1,047,054	11,386,623	225,341	23,454,742	14,472,053	38,152,576	1,000,000		68,510,255	68,510,255	90,385,685	90,385,685
01902 - Fisheries Resources Management	3,235,218	430,000	3,655,218	3,960,000		4,210,000				50,000,000	50,000,000	50,000,000	50,000,000
01903 - Aquaculture Development	2,027,270	540,000	2,567,270	6,543,011	3,554,693	10,097,704		1,000,000		83,098,755	83,098,755	83,098,755	83,098,755
01904 - Fisheries Monitoring, Control and Surveillance	296,428	100,000	396,428	5,705,000		5,705,000							
01905 - Aquatic Animal Health and Post Harvest Management	286,650	73,000	291,650	3,635,000		3,635,000							
040 - Ministry for Business Development		534,823	534,823										534,823
04001 - P1: Management and Administration		132,476	132,476										132,476
04002 - P2: National Entrepreneurship and Innovation Plan		402,347	402,347										402,347
03 - Infrastructure	130,751,599	65,748,152	407,749,851	48,314,101	165,621,317	51,882,102	265,817,520	979,484,317		68,934,193	2,410,847,513	2,479,781,706	4,329,031,146
021 - Ministry of Works and Housing	21,327,732	3,231,310	81,743,185	106,302,227	704,875	25,266	720,131			11,703,349	56,310,878	68,014,227	175,046,585
02101 - Management and Administration	5,134,408	2,131,810	4,843,000	12,109,218									12,109,218
02103 - Human Settlement And Development	8,778,282	668,500	15,405,185	24,851,697	324,635	20,256	344,891						25,196,857
02104 - Infrastructure Management	7,412,043	431,000	61,495,000	69,341,043	380,240	5,000	385,240			11,703,349	56,310,878	68,014,227	137,740,510
022 - Ministry of Roads and Highways	57,438,308	2,429,891	157,890,242	217,555,441	483,047	14,589,778	4,673,257	19,716,082		1,882,979	916,778,550	935,601,529	1,987,771,491
02201 - Management and Administration	57,438,308	1,117,937	39,784,295	97,337,540						3,000,000	6,000,000	9,000,000	643,647,259
02202 - Road and Bridge Construction		1,157,568	45,399,217	46,596,555	483,047	655,217	29,227	1,138,491		15,823,979	185,603,467	201,427,446	332,871,000
02203 - Roads Rehabilitation and Maintenance		108,796	73,426,036	73,594,831		11,891,655	2,984,110	14,875,775		169,549,385	725,175,083	725,175,083	983,135,074
02204 - Road Safety And Environment		5,790	80,604	86,484		2,032,296	1,609,420	3,701,816					8,117,118
023 - Ministry of Communications and Digitalisation	23,920,684	9,595,231	30,000,000	63,506,015	1,280,506	15,021,704	21,595,151	37,777,418		5,095,020	244,438,302	249,533,322	351,216,755
02601 - Management & Administration	5,023,343	1,461,555	4,330,000	10,804,999	1,200,506	1,577,206	561,468	3,339,280					14,144,179
02802 - ICT Capacity Development	2,870,482	204,953	1,000,000	4,165,735		1,187,279	761,349	1,049,228					6,114,663
02803 - ICT Infrastructure Development	3,148,897	7,159,756	20,670,000	31,218,653	3,322,000	1,082,477	4,394,497			5,095,020	244,438,302	249,533,322	285,536,472



1.4. Appropriation Bill
 Summary of Expenditure by Programme, Economic Item and Funding
 YTD, Year Total 2021
 Currency: SH Cell
 2021 Full Year Budget

Programme	Goods and Serv			Total	Goods and Serv			Total	Goods and Serv			Total	Goods and Serv			Total	Grand Total
	Capex	Opex	Inv		Capex	Opex	Inv		Capex	Opex	Inv		Capex	Opex	Inv		
02604 - Meteorological Services	11,721,135	442,430	3,000,000	15,163,565	7,448,772	19,159,357	26,618,629									41,782,194	
02605 - Postal and Courier Services	275,000	155,635	1,000,000	1,431,635	1,485,784		1,485,784									2,957,420	
02606 - Information Management	681,827			681,827												681,827	
042 - Ministry for Inner City and Zonggo development	0	6,968,616		6,968,616												6,968,616	
04201 - P1. Management and Administration	0	69,686		69,686												69,686	
04202 - P2. Inner-City And Zonggo Development		6,898,930		6,898,930												6,898,930	
043 - Ministry of Transport	8,911,285	10,845,419	27,350,000	47,106,704	36,918,264	119,730,605	19,351,894	176,000,763								657,839,197	
04301 - Management and Administration	3,450,195	10,802,569	27,350,000	41,611,764	12,095,858		12,095,858									488,319,552	
04304 - Road Transport Management	5,452,090	42,850		5,494,940	24,912,406	119,730,605	19,351,894	163,994,905								150,489,845	
045 - Ministry of Aviation	0			0												0	
04501 - Management and Administration	0			0												0	
046 - Ministry for Special Development Initiatives	0		47,058,217	47,058,217												96,662,700	
04601 - P1. Management and Administration	0			0												0	
04602 - P2. Infrastructure for Development			3,135,561	3,135,561												14,135,661	
04603 - Infrastructure for Development			43,922,656	43,922,656												82,547,139	
048 - Ministry Of Railway Development	3,759,944	11,879,665	6,643,815	22,283,423	1,298,000	300,000	1,586,000									513,575,692	
04801 - Management and Administration	2,370,696	8,809,749	6,643,815	18,224,260												114,168,403	
04802 - Railway Development and Services	1,389,247	2,969,916		4,359,163	1,281,000	300,000	1,581,000									396,316,888	
049 - Ministry Of Sanitation and Water Resources	15,396,647	20,808,920	56,664,392	92,869,959	14,290,298	5,876,544	30,000,127									560,993,110	
04901 - Management and Administration	6,310,822	4,245,739	53,859,476	64,520,037												71,881,687	
04902 - Water Management	4,684,408	7,132,607		11,815,015	14,290,298	5,976,544	30,000,127									100,692,218	
04903 - Sanitation Management	4,409,417	9,430,574	2,700,916	16,534,907												380,199,205	
04 - Social	15,879,710,183	1,693,376,898	41,942,507	17,615,029,588	400,164,704	3,270,606,912	872,570,664	4,543,348,300								24,840,402,504	
023 - Ministry of Education	10,412,416,118	1,431,341,360	11,500,000	11,855,257,477	109,616,991	1,394,165,364	570,884,952	2,074,767,307								15,631,637,955	
02301 - Management and Administration	1,711,053,972	1,421,943,360	11,500,000	3,143,604,432	60,204,377	11,500,715	71,725,092									4,858,092,611	
02302 - Basic Education	4,707,360,397			4,707,360,397												15,000,000	



1.4. Appropriation Bill
 Summary of Expenditure by Programme, Economic Item and Funding

YTD: Year total 2021
 Currency: GH Cedi
 2021 Full Year Budget

Code	Description	ISF			Donors			Grand Total				
		Competition of Goods and Serv	Goods and Serv	Capital	Stipend	ABFA	Others		Goods and Serv	Other	Total	
02303 - Second Cycle Education		2,027,750,730										2,027,750,730
02304 - Non formal Education		49,088,878	1,300,000									50,388,878
02305 - Inclusive and special Education		5,348,933										5,348,933
02306 - Tertiary Education		1,511,864,108	9,000,000									1,520,864,108
024 - Ministry of Employment and Labour Relations		68,758,386	3,239,587	4,717,508	77,215,480	23,586,840	51,073,407	55,291,365	130,051,312			208,069,127
02401 - Management and Administration		3,973,455	1,495,832	4,717,508	10,166,295							10,983,129
02402 - Job Creation and Development		15,387,616	459,250		15,846,866							15,846,866
02403 - Skills Development		33,571,612	281,653		33,853,266		30,772,591	44,420,289	75,196,193			109,051,659
02404 - Labour Administration		15,825,703	1,508,851		17,334,554	23,586,840	20,255,654	10,970,625	54,933,120			72,187,674
025 - Ministry of Youth and Sports		19,250,657	12,410,271	2,300,000	33,960,927		43,178		431,768			34,412,805
02501 - Management and Administration		3,215,589	9,689,215	1,911,750	14,210,554							14,210,554
02502 - Youth Services		7,215,642	129,505		7,345,147		43,742					7,388,889
02503 - Sports Development		8,319,656	3,101,451	398,250	11,819,357		408,026					12,204,383
027 - National Commission for Civic Education		62,757,685	4,291,295	1,150,000	68,198,980							68,198,980
02701 - Management and Administration		21,015,727	2,293,306	1,150,000	24,457,033							24,457,034
02702 - Civic Education		41,743,958	1,997,989		43,741,947					119,171		43,741,547
028 - Ministry of Chieftaincy and Religious Affairs		30,965,807	3,623,480	1,150,000	35,739,287							35,739,287
02801 - Management and Administration		1,965,538	1,685,328	1,150,000	4,795,867							4,795,867
02802 - Chieftaincy & Traditional Affairs		29,000,269	1,938,152		30,940,421							30,940,421
029 - Ministry of Health		5,245,869,972	39,259,451	13,075,000	5,293,700,123	265,075,846	1,616,860,800	246,200,657	2,329,137,112	32,425,000		8,533,920,223
02901 - Management and Administration		230,289,056	20,380,576	9,771,740	259,457,772		10,800,420		10,800,420	33,425,000		342,483,192
02902 - Health Service Delivery		4,233,633,416	3,311,075	3,303,259	4,239,247,750	54,146,129	197,239,520	29,518,721	277,904,364			5,217,793,960
02903 - Tertiary and Specialised Services		534,311,928	212,500		534,524,428	160,103,796	1,235,878,642	134,171,563	1,580,154,022			2,114,673,480
02904 - Human Resource Development and Management		157,044,881	25,000		157,069,881	24,552,302	238,492,721	66,552,622	319,697,484			486,767,366
02905 - Health Sector Regulation		40,990,641	350,000		40,440,641	26,173,624	89,449,597	15,977,621	131,580,842			172,021,483
03 - Ministry of Gender, Children and Social Protection		36,572,448	202,789,957	6,900,000	246,601,405	1,885,027	8,055,773		9,940,800			330,325,556
03201 - Management and Administration		9,260,984	881,708		17,042,193	1,413,771	6,284,200		7,697,971			85,152,208



1.4. Appropriation Bill
 Summary of Expenditure by Programme, Economic Item and Funding
 YTD: Year to 2021
 Currency: GH Cedi
 2021 Full Year Budget

Programme	Goods and Services		Capital		Total		Goods and Services		Capital		Total		Goods and Services		Capital		Grand Total
	CP29	CP29	CP29	CP29	CP29	CP29	CP29	CP29	CP29	CP29	CP29	CP29	CP29	CP29	CP29		
03202 - Gender Equality And Women's Development	1,621,158	906,278			1,917,436												2,823,881
03203 - Child Rights Promotion, Protection And Development	2,355,583	306,279			2,661,862			150,000				150,000					6,035,151
03204 - Social Development	23,243,222	398,409,551			222,153,224		421,257	1,621,573			2,092,830		6,810,483				231,056,585
03205 - Domestic Violence and Human Trafficking		2,827,641			2,827,641								1,824,289				4,651,931
041 - National Labour Commission	3,218,901	1,946,897		1,150,000	6,315,798												6,315,798
04101 - Management And Administration	1,338,038	1,875,847		1,150,000	4,363,936												4,363,936
04102 - Labour Dispute Resolution	1,880,861	71,000			1,951,861												1,951,861
05 - Public Safety	5,684,380,392	322,024,079		348,112,347	6,354,516,859		10,412,796	82,726,378		18,296,308		111,635,492		339,948,590	213,229,184		7,019,130,115
053 - Office of the Attorney General and Ministry of Justice	79,831,017	6,282,378		18,300,000	104,383,394		4,654,159	16,144,466		8,478,428		29,277,033					133,660,427
05301 - Management And Administration	8,827,132	1,637,245		17,236,941	27,701,308												27,701,308
05302 - Law Administration	48,551,094	3,106,217		913,330	52,579,682			11,162,608		5,188,319		15,346,527					68,017,578
05303 - Management Of Economic And Organised Crime	18,611,515	1,377,929		149,729	20,139,223												20,139,223
05304 - Legal Education	3,841,276	110,936			3,952,211		4,654,159	4,981,838		3,294,109		12,930,105		334,908,590			16,982,318
054 - Ministry of Defence	1,500,566,785	46,973,224		199,924,340	1,741,464,849			25,726,507		25,726,507		25,726,507		334,908,590			2,102,203,965
05401 - Management And Administration	10,453,571	2,680,284		1,000,000	14,053,855								334,908,590				348,962,445
05402 - Ghana Armed Forces	1,450,312,388	44,071,918		198,924,340	1,587,308,626			25,726,507				25,726,507					1,713,039,133
05403 - Armed Forces Capacity Building	39,800,846	301,522			40,102,368												40,102,368
055 - Commission on Human Rights and Admin. Justice	25,237,024	14,035,083		6,325,000	46,597,107												46,597,107
05501 - Management and Administration	25,237,024	9,854,357		6,325,000	42,395,381												42,395,381
05502 - Promote and Protect Fundamental Human Rights		608,626			608,626												608,626
05503 - Administrative Justice		329,313			329,313												329,313
05504 - Anti-Corruption		3,262,788			3,262,788												3,262,788
056 - Judiciary and Judicial Service	284,504,473	56,580,438		77,193,047	418,277,958		1,240,397	17,878,709		19,119,106		19,119,106					437,397,064
05601 - Management And Administration	284,504,473	56,580,438		77,193,047	418,277,958		1,240,397	17,878,709		19,119,106		19,119,106					437,397,064
057 - Ministry of The Interior	3,259,801,792	47,551,035		35,220,000	3,373,572,737		4,518,240	22,972,716		9,817,880		37,308,836					3,410,884,573
05701 - Management And Administration	4,790,000	4,000,000		35,220,000	44,010,000												44,010,000
05702 - Conflict And Disaster Management	549,919,287	12,741,035			562,660,322												562,660,322



1.4. Appropriation Bill
 Summary of Expenditure by Programme, Economic Item and Funding
 YTD: Year total 2021
 Currency: GH Cedi
 2021 Full Year Budget

Code	Description	Goods and Services			Grants and Serv			Funds / Others			Donors			Grand Total
		Commitment	Actual	Total	Commitment	Actual	Total	Statutory	AMFA	Other	Commitment	Actual	Total	
03703	Crime Management	2,397,645,868	29,310,000	2,426,955,868		6,703,039	6,703,039							2,433,658,907
03704	Migration And Refugee Management	338,446,547	1,500,000	339,946,547	11,751,390	7,894,260	19,645,650							359,592,197
03705	Gaming Regulation				4,518,240	1,983,820	11,000,097							11,000,097
038	Ministry Of National Security	488,460,795	150,121,858	638,582,653										872,851,837
03801	Management and Administration	85,099,052		85,099,052										85,099,052
03802	Security Advisory Services	54,975,358	133,213,058	188,188,416										412,557,603
03803	National Security and Safety Management	348,386,375	17,808,800	366,195,175										375,105,175
081	Legal Aid Commission	13,978,596	529,564	14,508,160										15,658,160
08101	1: Management and Administration	13,978,596	479,564	14,458,160										15,608,160
08102	Legal Aid Services		50,000	50,000										50,000
09	Multi Sectoral	145,265,119	6,148,069,111	6,293,334,230										6,576,249,415
099	General Government Services		5,912,239,220	5,912,239,220										6,293,133,406
09901	General Government Service		5,912,239,220	5,912,239,220										5,932,239,220
07001	Other Government Obligations							361,914,186						361,914,186
072	Subscriptions		50,000,000	50,000,000										50,000,000
06901	General Government Service		50,000,000	50,000,000										50,000,000
074	Conflicency	145,265,119	186,829,891	332,095,010										332,095,010
07001	Other Government Obligations	145,265,119	186,829,891	332,095,010										332,095,010
99	Other Government Obligations	4,514,791,150	62,454,831,575	66,969,622,725				5,619,780,877	129,255,066					72,718,658,667
050	Debt Management		51,146,392,098	51,146,392,098										51,146,392,098
07001	Other Government Obligations		51,146,392,098	51,146,392,098										51,146,392,098
032	DAF													
07001	Other Government Obligations													
033	GET Fund							2,273,076,814	129,255,066					2,402,331,910
07001	Other Government Obligations							2,273,076,814	129,255,066					2,402,331,910
054	National Health Fund							1,442,796,479						1,442,796,479
07001	Other Government Obligations							1,442,796,479						1,442,796,479
054	National Health Fund							1,903,907,554						1,903,907,554



1.4. Appropriation Bill
 Summary of Expenditure by Programme, Economic Item and Funding
 YTD - Year Total 2021
 Currency: GH Cedi
 2021 Full Year Budget

Programme	Completion of Goods and Service	Goods and Service	Capex	Total	IGF			Fund / Other			Donor		Grand Total			
					Compensation	Goods and Servil	Capex	Total	Statutory	AAFA	Others	Goods and Servil		Capex	Total	
03703 - Crime Management	2,397,645,868	29,310,000		2,426,955,868		6,702,089		6,702,089							2,433,657,957	
03704 - Migration And Refugee Management	338,446,547	1,500,000		339,946,547		11,751,390		19,585,650							359,532,197	
03705 - Gaming Regulation					4,518,240	4,518,237		11,020,997							11,020,997	
038 - Ministry Of National Security	488,460,795	150,121,858	16,000,000	654,582,653									5,040,000	213,229,184	218,269,184	872,851,837
03801 - Management and Administration	85,099,062			85,099,062											85,099,062	
03802 - Security Advisory Services	54,975,338	132,313,058	7,000,000	194,288,416									5,000,000	213,229,184	218,269,184	412,557,600
03803 - National Security and Safety Management	348,386,375	17,808,800	9,000,000	375,195,175											375,195,175	
081 - Legal Aid Commission	13,978,596	529,564	1,150,000	15,658,160											15,658,160	
08101 - Management and Administration	13,978,596	479,564	1,150,000	15,608,160											15,608,160	
08102 - Legal Aid Services		50,000		50,000											50,000	
09 - Multi Sectoral	145,285,119	6,148,069,111	20,000,000	6,314,394,230						361,914,186					6,676,308,415	
09 - General Government Services	5,912,239,220	20,000,000	20,000,000	5,932,239,220						361,914,186					6,294,153,406	
09801 - General Government Service	5,912,239,220	20,000,000	20,000,000	5,932,239,220											5,932,239,220	
07201 - Other Government Obligations										361,914,186					361,914,186	
072 - Subscriptions		50,000,000		50,000,000											50,000,000	
06901 - General Government Service		50,000,000		50,000,000											50,000,000	
074 - Contingency	145,285,119	186,829,891		332,095,010											332,095,010	
07201 - Other Government Obligations	145,285,119	186,829,891		332,095,010											332,095,010	
99 - Other Government Obligations	4,514,791,130	62,454,831,575		66,969,622,705						5,619,796,877	129,255,066				72,718,658,647	
030 - Debt Management		51,146,392,098		51,146,392,098											51,146,392,098	
07001 - Other Government Obligations		51,146,392,098		51,146,392,098											51,146,392,098	
052 - DACF										2,279,076,844	129,255,066				2,408,331,910	
07001 - Other Government Obligations										2,279,076,844	129,255,066				2,408,331,910	
053 - GET Fund										1,442,796,479					1,442,796,479	
07001 - Other Government Obligations										1,442,796,479					1,442,796,479	
054 - National Health Fund										1,903,907,554					1,903,907,554	



1.4. Appropriation Bill
 Summary of Expenditure by Programme, Economic Item and Funding
 YTD, Year to 2021
 Currency: GH Cedi
 2021 Full Year Budget

	IGF			IGF			Funds / Others			Donor		Grand Total		
	Compensation of Goods and Serv	Capex	Total	Compensation of Goods and Serv	Capex	Total	Stipendiary	AMFA	Others	Goods and Serv	Capex		Total	
07001 - Other Government Obligations														
055 - Pensions	1,651,123,621		1,651,123,621				1,903,907,554						1,903,907,554	
07001 - Other Government Obligations	1,651,123,621		1,651,123,621										1,651,123,621	
056 - Gratuities	515,976,131		515,976,131										515,976,131	
07001 - Other Government Obligations	515,976,131		515,976,131										515,976,131	
057 - Social Security	2,347,691,398		2,347,691,398										2,347,691,398	
07001 - Other Government Obligations	2,347,691,398		2,347,691,398										2,347,691,398	
059 - Arrears	3,700,000,000		3,700,000,000										3,700,000,000	
07001 - Other Government Obligations	3,700,000,000		3,700,000,000										3,700,000,000	
061 - Subsidies on Petroleum Products	247,678,856		247,678,856										247,678,856	
07001 - Other Government Obligations	247,678,856		247,678,856										247,678,856	
062 - Lifetime consumers of electricity	165,084,002		165,084,002										165,084,002	
07001 - Other Government Obligations	165,084,002		165,084,002										165,084,002	
064 - Petroleum Related Fund	29,807,346		29,807,346										29,807,346	
07001 - Other Government Obligations	29,807,346		29,807,346										29,807,346	
065 - Transfer to Ghana National Petroleum Company (GNPC)	1,047,451,904		1,047,451,904										1,047,451,904	
07001 - Other Government Obligations	1,047,451,904		1,047,451,904										1,047,451,904	
066 - Road Fund	1,191,805,239		1,191,805,239										1,191,805,239	
07001 - Other Government Obligations	1,191,805,239		1,191,805,239										1,191,805,239	
075 - Other Expenditure Fund	4,926,612,131		4,926,612,131										4,926,612,131	
06901 - General Government Service	2,590,900,260		2,590,900,260										2,590,900,260	
07001 - Other Government Obligations	2,335,711,851		2,335,711,851										2,335,711,851	
Grand Total	30,313,997,722	74,411,242,461	2,096,915,449	106,821,755,632	677,330,947	4,072,007,799	1,144,433,604	5,893,772,350	5,981,693,063	2,223,187,143	1,700,052,585	6,412,341,428	8,112,399,013	129,032,804,201

Date of *Gazette* notification: 31st March, 2021.