



REPUBLIC OF GHANA

The Budget Statement and Economic Policy

of the Government of Ghana for the
2021 Financial Year

Presented to Parliament on Friday, 12th March, 2021

By

*Osei Kyei-Mensah-Bonsu, MP, Suame, Minister for Parliamentary Affairs,
Majority Leader & Leader of Government Business*

***THEME: Economic Revitalisation through Completion,
Consolidation & Continuity***

“Wɔn Ya Wo Hiεε, Budget”




*On the Authority of
His Excellency Nana Addo Dankwa Akufo-Addo,
President of The Republic of Ghana*

Transforming Ghana Beyond Aid



*Stay Safe: Protect yourself and others
Observe the COVID-19 Health and Safety Protocols
Get Vaccinated*





The Budget Statement and Economic Policy

of the Government of Ghana for the
2021 FINANCIAL YEAR

Presented to Parliament on Friday, 12th March, 2021

By

Osei Kyei-Mensah-Bonsu, MP for Suame Constituency. Minister for Parliamentary Affairs,
Majority Leader & Leader of Government Business

**THEME: *Economic Revitalisation through Completion,
Consolidation & Continuity***

“WON YA WO HIƐƐ BUDGET”!

ON THE AUTHORITY OF
HIS EXCELLENCY NANA ADDO DANKWA AKUFO-ADDO,
PRESIDENT OF THE REPUBLIC OF GHANA



To purchase copies of the Statement, please contact the Public Relations Office of the Ministry

Ministry of Finance

Public Relations Office

New Building, Ground Floor, Rooms 001 and 003

P. O. Box MB 40

Accra – Ghana

The 2021 Budget Statement and Economic Policy of the Government of Ghana is also available on the internet at: www.mofep.gov.gh

ACRONYMS AND ABBREVIATIONS

1D1F	One District One Factory
1V1D	One Village One Dam
AAM–USED	A. A. Menka University for Skills Training and Entrepreneurial Development
ABFA	Annual Budget Funding Amount
ABRP	Annual Borrowing and Recovery Plan
ADR	Alternate Dispute Resolution
AfCFTA	African Continental Free Trade Area
AfDB	African Development Bank
AGI	Association of Ghana Industries
AIDS	Acquired Immune Deficiency Syndrome
AMCs	Asset Management Companies
AML	Anti-Money Laundering
ANS	Air Navigation Services
API	Active Pharmaceutical Ingredients
APR	Annual Progress Report
ARAP	Anti-Corruption Rule of Law and Accountability Programme
ART	Antiretroviral Therapy
ATO	Aviation Training Organization
AU	African Union
AWS	Amazon Web Services
BDS	Business Development Services
BECE	Basic Education Certificate Examination
BGL	Bureau of Ghana Languages
BIAT	Boosting Intra-African Trade
BoG	Bank of Ghana
BOP	Balance of Payments
BR	Benchmark Revenue
BRCs	Business Resource Centres
BRR	Business Regulatory Reforms
CAP	Coronavirus Alleviation Programme
CAP BuSS	Coronavirus Alleviation Programme Business Support Scheme
CAPI	Carried and Participating Interest
CAPS	Centralised Applications Processing System
CAR	Capital Adequacy Ratio
CARES	COVID-19 Alleviation, Revitalisation and Enterprise Support Programme
CBT	Competency Based Training
CCP	Common Core Programme
CD	Chieftaincy Declaration
CDC	Centre for Disease Control
CDPP	Centralised Digital Payment Platform
CDVTIs	Community Development Vocational and Technical Institute



CET	Common External Tariff
CHRAJ	Commission on Human Rights and Administrative Justice
CIS	Canoe Identification System
CISA	Certified Information System Auditor
CLASS	Complementary Livelihood Asset Support Scheme
CLFZs	Child Labour Free Zones
CLTS	Community-Led Total Sanitation
CMO	Commodity Markets Outlook
CMS	Cocoa Management System
CNS	Communication, Navigation and Surveillance
CODAPEC	Cocoa Diseases and Pests Control Programme
CPA	Commonwealth Parliamentary Association
CPI	Consumer Price Index
CRAs	Credit Risk Assessments
CRIG	Cocoa Research Institute of Ghana
CRM	Cylinder Recirculation Model
CRR	Cash Reserve Requirement
CS	Credit Suisse
CSA	Climate Smart Agriculture
CSD	Coffee and Shea Division
CSIR	Council for Scientific and Industrial Research
CSPG	Cross Sectoral Planning Groups
CSSVD	Cocoa Swollen Shoot Virus Disease
CTD	Convention Travel Documents
DACF	District Assemblies Common Fund
DBG	Development Bank for Ghana
DCRA	Domestic Credit Rating Agency
DDROs	District Registration Review Officers
DFI	Department of Factories Inspectorate
DLSS	District Level Scholarships Scheme
DMU	Diesel Multiple Unit
DoVVSU	Domestic Violence and Victim Support Unit
DPAT	District Assemblies Performance Assessment Tool
DPC	Data Protection Commission
DSA	Debt Sustainability Analysis
DSSI	Debt Service Suspension Initiative
DVLA	Driver Vehicle and Licensing Authority
EC	Electoral Commission
ECE	Early Childhood Education
ECOWAS	Economic Community of West African States
EDRL	Energy Debt Recovery Levy
EOCO	Economic and Organised Crime Office
EPA	Environmental Protection Agency
EPMA	Electronic Property Mass Appraisal System



EPRP	Emergency Preparedness and Response Plan
ERM	Enterprise Risk Management
ESIA	Environmental and Social Impact Assessment
ESL	Energy Sector Levies
ESLA	Energy Sector Levies & Accounts
ETLS	ECOWAS Trade Liberalization Scheme
FAW	Fall Army Worm
FBO	Fixed Based Operator
FDA	Food and Drug Authority
FDI	Foreign Direct Investment
FEWRS	Flood Early Warning Response System
FIC	Financial Intelligence Centre
FLEGT	Forest Law Enforcement Governance and Trade
FOB	Forward Operating Base
FPU	Formed Police Unit
FSD	Forest Services Division
FWA	Framework Agreement
GAC	Ghana Aids Commission
GAEC	Ghana Atomic Energy Commission
GAF	Ghana Armed Forces
GALOP	Ghana Accountability for Learning Outcomes Project
GAMA	Greater Accra Metropolitan Area
GAMA-SWP	Greater Accra Metropolitan Area Sanitation and Water Project
GARID	Greater Accra Resilient and Integrated Development
GARNET	Ghana Academic and Research Network
GASIP	Ghana Agricultural Sector Investment Project
	Greater Accra Sustainable Sanitation and Livelihoods Improvement Project
GASSLIP	
GDP	Gross Domestic Product
GEA	Ghana Enterprises Agency
GELIS	Ghana Enterprise Land Information System
GETFund	Ghana Education Trust Fund
GFIM	Ghana Fixed Income Market
GFPCIP	Ghana Family Planning Costed Implementation Plan
GFZA	Ghana Free Zones Authority
GHANEPS	Ghana Electronic Procurement System
GhiLMIS	Ghana Logistic Management Information System
GhIS	Ghana Institution of Surveyors
GhLIB	Ghana Land Information Bank
GHS	Ghana Health Service
GIADDEC	Ghana Integrated Aluminium Development Corporation
GIDA	Ghana Irrigation Development Authority
GIFEC	Ghana Investment Fund for Electronic Communications
GIFMIS	Ghana Integrated Financial Management Information System



GIIF	Ghana Infrastructure Investment Fund
GIISDEC	Ghana Integrated Iron and Steel Development Corporation
GIMPA	Ghana Institute of Management and Public Administration
GIPC	Ghana Investment Promotion Centre
GIPO	Ghana Intellectual Property Office
GIR	Gross International Reserves
GIS	Ghana Immigration Service
GITC	Ghana International Trade Commission
GKMA	Greater Kumasi Metropolitan Area
GMet	Ghana Meteorological Services
GMO	Genetically Modified Organism
GMRA	Global Master Repurchase Agreement
GMSLA	Global Master Securities Lending Agreements
GNGC	Ghana National Gas Company
GNPC	Ghana National Petroleum Corporation
GNPPO	Ghana Nuclear Power Programme Organisation
GoG	Government of Ghana
GPFs	Ghana Petroleum Funds
GPRTU	Ghana Private Road Transport Union
GPSNP	Ghana Productive Safety-Net Project
GPSRP	Ghana Public Sector Reform Project
GRA	Ghana Revenue Authority
GRATIS	Ghana Regional Appropriate Technology Industrial Services
GSA	Ghana Standards Authority
GSCSP	Ghana Secondary Cities Support Programme
GSE	Ghana Stock Exchange
GSE-CI	Ghana Stock Exchange Composite Index
GSEDP	Ghana Skills and Enterprise Development Programme
GSE-FSI	Ghana Stock Exchange Financial Stocks Index
GSFP	Ghana School Feeding programme
GSS	Ghana Statistical Service
GTA	Ghana Tourism Authority
HIV	Human Immunodeficiency Virus
HOC	Handover Centre
HOTCATT	Hotel, Catering and Tourism Training Institute
HPS	High-Pressure Sodium
HQCF	High Quality Cassava Flour
HRMIS	Human Resource Management Information System
HRMPF&M	Human Resource Management Policy Framework and Manual
HTS	HIV Testing Services
IAEA	International Atomic Energy Agency
IAUs	Internal Audit Units
ICCES	Integrated Community Centres for Employable Skills
ICCO	International Cocoa Organisation



ICDL	International Computing Driving License
ICT	Information Communication Technology
ICUMS	Integrated Customs Management System
IDR	Issuer Default Rating
IFSC	International Financial Services Centre
IGF	Internally Generated Fund
IGIs	Independent Governance Institutions
IMF	International Monetary Fund
IP	Industrial Parks
IPEP	Infrastructure for Poverty Eradication Programme
IPP	Integrated Personnel and Payroll Database
ISKV	Infectious Spleen and Kidney Virus Disease
IUU	Unreported and Unregulated
KACE	Kofi Annan Centre of Excellence
KCCR	Kumasi Centre for Collaborative Research in Tropical Medicine
KG	Kindergarten
LAN	Local Area Network
LEAP	Livelihood Empowerment Against Poverty
LICSU	Low-Income Consumer Support Unit
LID	Living Income Differential
LIDAR	Light Detection and Ranging
LIPW	Labour-Intensive Public Works
M2+	Money Supply
M2M	Mother - 2 - Mother
MASLOC	Micro Finance and Small Loans Centre
MDAs	Ministries Departments and Agencies
MDPI	Development and Productivity Institute
MESTI	Ministry of Environment Science Technology and Innovation
MFIs	Micro-Finance Institutions
MMA	Municipal and Metropolitan Assemblies
MMDAs	Metropolitan Municipal and District Assemblies
MMDCEs	Metropolitan, Municipal and District Chief Executives
MMscf	Million Standards Cubic Feet
MMTC	Metro Mass Transit Company Limited
MoF	Ministry of Finance
MPC	Monetary Policy Committee
MPR	Monetary Policy Rate
MPs	Members of Parliament
MRO	Maintenance Repair Overhaul
MSDI	Ministry of Special Development Initiatives
MSMEs	Micro, Small and Medium-Sized Enterprises
MTNDP	Medium-Term National Development Policy Framework
MTS	Modified Taungya System
NABCO	Nation Builders Corp



NACAP	National Anti-Corruption Action Plan
NaCCA	National Council for Curriculum and Assessment
NACOC	Narcotics Control Commission
NADMO	National Disaster Management Organization
NaMEIS	National Monitoring, Evaluation and Information System
NBA	National Biosafety Authority
NBSSI	National Board for Small Scale Industries
NCCE	National Commission for Civic Education
NCG	Net Claims on Government
NDA	Net Domestic Assets
NDPAS	National Digital Property Addressing System
NEIP	National Entrepreneurship and Innovation Programme
NEWEST	Nitrogen Use, Water Efficient and Salt Tolerant
NFA	Net Foreign Asset
NHIL	National Health Insurance Levy
NHMF	National Housing and Mortgage Finance
NHR	National Household Registry
NIA	National Identification Authority
NIB	National Intelligence Bureau
NIR	National Identity Register
NITA	National Information Technology Agency
NITA	National Information Technology Agency
NLMP	National Labour Migration Policy
NMC	National Media Commission
NMS	National Mortgage Scheme
NOC	National Oil Company
NPAP	National Plastics Action Partnership
NPC	National Peace Council
NPL	Non-Performing Loans
NPLAF	National Pre-Tertiary Learning Assessment Framework
NPO	Non-Profit Organisations
NPRA	National Pensions Regulatory Authority
NRA	Nuclear Regulatory Authority
NSAT	National Standard Assessment Test
NSB	National Signals Bureau
NSCRP	National Strategic COVID-19 Response Plan
NTVETQF	National TVET Qualification Framework
NVTI	National Vocational Training Institute
ODF	Open Defecation Free
OHCS	Office of the Head of the Civil Service
OHLGS	Office of the Head of Local Government Service
OIC-G	Opportunities Industrialisation Centres-Ghana
OPEC	Organisation of the Petroleum Exporting Countries
OSP	Office of the Special Prosecutor



PAC	Passport Application Centres
PAH	Polycyclic Aromatic Hydrocarbons
PBB	Programme Based Budgeting
PCOAs	Put-Call Option Agreements
PEAs	Private Employment Agencies
PECs	Public Employment Centres
PEFA	Public Expenditure and Financial Accountability
PEMED/PEWED	Presidential Empowerment for Men and Women Entrepreneurs with Disability
PEPs	Productivity Enhancement Programmes
PERD	Planting for Export and Rural Development
PFIs	Participating Financial Institutions
PFJ	Planting for Food and Jobs
PFM	Public Financial Management
PFMRP	Public Financial Management Reform Project
PHC	Population and Housing Census
PIAC	Public Interest and Accountability Committee
PIEP	Parliamentary Infrastructure Enhancement Project
PIM	Public Investment Management
PKI	Public Key Infrastructure
PMDP	Pwalugu Multipurpose Dam Project
PPA	Power Purchase Agreement
PPEs	Personal Protective Equipment
PPP	Public -Private Partnership
PRAAD	Public Records and Archives Administration Department
PRMA	Petroleum Revenue Management Act
PSC	Public Services Commission
PSIP	Public Service Integrity Programme
PSRRP	Public Sector Reform for Results Project
PWA	Persons With Disability
RAP	Resettlement Action Plan
RCBs	Rural and Community Banks
RCCs	Regional Coordinating Councils
RCF	Rapid Credit Facility
RCSTWSP	Rural Communities and Small Towns Water Supply Project
REIT	Real Estate Investment Trust's
RFG	Responsive Factor Grant
RFJ	Rearing for Food and Jobs
RGD	Registrar-General's Department
RMNCH	Reproductive, Maternal, New-Born and Child Health
RoR	Rules of Origin
RTI	Right to Information
S&P	Standard & Poor's
SBC	Standards-Based Curriculum



SDGs	Sustainable Development Goals
SDIs	Specialized Deposit-Taking Institutions
SEC	Securities and Exchange Commission
SEIP	Secondary Education Improvement Programme
SEZ	Special Economic Zones
SGN	Sankofa Gye Nyame
SHC	State Housing Corporation
SHCL	State Housing Company Limited
SIGA	State Interests and Governance Authority
SISOs	School Improvement Support Officers
SLWMP	Sustainable Land and Water Management Project
SOEs	State-Owned Enterprises
SSA	Sub-Saharan Africa
SSNIT	Social Security and National Insurance Trust
STEAM	Science, Technology, Engineering, Arts and Mathematics
STR	Suspicious Transaction Reports
SWDT	South Deep Water Tano
TDCL	Tema Development Company Limited
TEN	Tweneboa Enyenra Ntomme
TMC	Traffic Management Centre
TSCs	Technology Solution Centres
TVET	Technical and Vocational Education Training
UHAS	University of Allied and Health Sciences
UESD	University of Environment and Sustainable Development
UHC	Universal Health Care
UN	United Nations
UNAIDS	United Nation Programme on HIV/AIDs
	United Nations Convention on the Rights of Persons with Disability
UNCRPD	
UNECE	United Nations Economic Commission for Europe
UNWTO	United Nations World Tourism Organization
VALCO	Volta Aluminium Company
VAT	Value Added Tax
VFM	Value for Money
VMS	Vessel Monitoring System
VSD	Veterinary Services Department Laboratory
VW	Volkswagen
WAFU	West African Football Union
WD	Wildlife Division
WEO	World Economic Outlook
WHO	World Health Organisation
WIPO	World Intellectual Property Organisation
WISER	Wealthy Inclusive Sustainable Empowered and Resilient
WUA	Water Users Associations



YEA	Youth Employment Agency
YLSTIs	Youth Leadership and Skills Training Institute
YOLO	You Only Live Once
YWEI	Young Women Entrepreneurship Initiative



Table of Contents

Acronyms and Abbreviations	i
List of Tables	xiii
List of Figures	xiv
SECTION ONE: INTRODUCTION	1
SECTION TWO: GLOBAL ECONOMIC DEVELOPMENTS AND OUTLOOK.....	9
Growth	9
Inflation	10
Commodity Prices	10
African Continental Free Trade Area (AfCFTA)	11
Developments in the ECOWAS Sub-Region	12
Performance on Rationalized ECOWAS Convergence Criteria	13
Ghana performance of the Rationalized Macroeconomic Convergence Criteria	14
Implications of Global Developments for Ghana’s Economy	16
SECTION THREE: MACROECONOMIC PERFORMANCE FOR JANUARY- DECEMBER 2020.....	17
Overview of Macroeconomic Performance.....	17
Monetary Developments	20
External Sector.....	23
Fiscal Developments.....	24
Petroleum Receipts and Utilisation in 2020.....	30
Public Debt Developments for 2020	36
SECTION FOUR: MEDIUM-TERM OBJECTIVES AND TARGETS	48
SECTION FIVE: COVID-19 IMPACT AND MITIGATING MEASURES and the GhanaCARES (OBAATAN PA) PROGRAMME.....	70
Impact on the Global Economy	70
SECTION SIX: SECTORAL DEVELOPMENT AND OUTLOOK.....	89
Introduction	89
MDA Sector Performance and Outlook.....	89
Administration Sector.....	89
Economic Sector	114
Infrastructure Sector	144
Social Sector.....	166
Public Safety Sector	183
SECTION SEVEN: CONCLUSION	198



APPENDICES	201
APPENDIX 1A: GROWTH RATES OF GROSS DOMESTIC PRODUCT AT CONSTANT 2013 PRICES (PERCENT)	201
Appendix 1B: Gross Domestic Product (GDP) at Constant 2013 Prices by Economic Activity (GH¢ Million).....	202
APPENDIX 1C: GROSS DOMESTIC PRODUCT (GDP) AT CURRENT MARKET PRICES BY ECONOMIC ACTIVITY (GH¢ MILLION)	203
APPENDIX 2A: SUMMARY OF CENTRAL GOVERNMENT OPERATIONS - 2020	204
APPENDIX 2B: ECONOMIC CLASSIFICATION OF CENTRAL GOV'T REVENUE - 2020	206
APPENDIX 2C: ECONOMIC CLASSIFICATION OF CENTRAL GOV'T EXPENDITURE - 2020	207
APPENDIX 3A: SUMMARY OF CENTRAL GOVERNMENT OPERATIONS - 2021	208
APPENDIX 3B: ECONOMIC CLASSIFICATION OF CENTRAL GOV'T REVENUE - 2021	210
APPENDIX 3C: ECONOMIC CLASSIFICATION OF CENTRAL GOV'T EXPENDITURE - 2021	211
APPENDIX 4A: MDA EXPENDITURE ALLOCATION (GH¢) – 2021.....	212
APPENDIX 4B: SUMMARY OF MDA EXPENDITURE ALLOCATION (GH¢) - 2022	228
APPENDIX 4C: SUMMARY OF MDA EXPENDITURE ALLOCATION (GH¢) - 2023	232
APPENDIX 4D: SUMMARY OF MDA EXPENDITURE ALLOCATION (GH¢) - 2024	236
APPENDIX 5: BREAKDOWN OF PROJECTED ABFA SPENDING (GH¢) – 2021	240
APPENDIX 6: COST OF GOVERNMENT FLAGSHIP PROGRAMMES (GH¢) – 2021	241
APPENDIX 7: MDA STAFF ESTABLISHMENTS AND COST (GH¢) – 2021	242
APPENDIX 8A: SOURCES OF GROWTH IN TOTAL LIQUIDITY (M2+) (MILLIONS OF GHANA CEDIS UNLESS OTHERWISE STATED)	243
APPENDIX 8B: DEPOSIT MONEY BANKS CREDIT DEVELOPMENTS	244
APPENDIX 8C: GHANA'S BALANCE OF PAYMENTS (2017-2020)	245
APPENDIX 8D: INTEREST RATES	246
APPENDIX 9: DISTRIBUTION OF JANUARY-DECEMBER 2020 PETROLEUM RECEIPTS.....	247
APPENDIX 10A: PUBLIC DEBT TO GDP RATIO	248
APPENDIX 10B: NEW COMMITMENTS IN 2020	249



APPENDIX 10C: APPROVED PROJECT/PROGRAMME LIST TO BE CONTRACTED FROM CONCESSIONAL AND NON-CONCESSIONAL EXTERNAL LOANS FOR 2021 AND MEDIUM TERM	251
APPENDIX 11A: 2020 ACTUALS AND MEDIUM TERM NON-TAX TAX REVENUE / INTERNALLY GENERATED FUNDS (NTR/IGF) ESTIMATES BY MAJOR CATEGORY	253
APPENDIX 11B: 2020 NON-TAX REVENUE ACTUALS AND 2021 PROJECTIONS BY MDA (GH¢ 000)	254
APPENDIX 11C: 2021 INTERNALLY GENERATED FUNDS RETENTION (EXPENDITURE) BREAKDOWN BY MDA (GH¢).....	260
APPENDIX 11D: 2022 INTERNALLY GENERATED FUNDS RETENTION (EXPENDITURE) BREAKDOWN BY MDA (GH¢).....	264
APPENDIX 11E: 2023 INTERNALLY GENERATED FUNDS RETENTION (EXPENDITURE) BREAKDOWN BY MDA (GH¢).....	267
APPENDIX 11F: 2024 INTERNALLY GENERATED FUNDS RETENTION (EXPENDITURE) BREAKDOWN BY MDA (GH¢).....	270
APPENDIX 12A: STATUS OF COVID-19 ALLEVIATION PROGRAMME - CAP 1	273
APPENDIX 12B: PERFORMANCE SUMMARY BY FUNDING SOURCES	274



LIST OF TABLES

Table 1: ECOWAS Growth Rates (% Annual)	12
Table 2: ECOWAS Consumer Price Inflation (annual averages).....	13
Table 3: ECOWAS Rationalized Convergence Criteria (June 2020)	15
Table 4: Growth in the Agriculture Sector and Subsectors	19
Table 5: Growth in the Industry Sector and Subsectors	19
Table 6: Growth in the Services Sector and Subsectors	20
Table 7: Summary of 2020 Jan-Dec Fiscal Performance	25
Table 8: 2020 Jan-Dec Revenue Performance	26
Table 9: 2020 Jan-Dec Expenditure Performance	28
Table 10: 2020 Jan-Dec Fiscal Performance - Financing.....	30
Table 11: Details of Crude Oil Proceeds on Lifting Basis for Jan. – Dec., 2020	31
Table 12: Sources of Petroleum Receipts, January-December 2020 (Mn)	32
Table 13: Analysis of Petroleum Receipts (2017 to 2020)	33
Table 14: Distribution of January-December 2020 Petroleum Receipts.....	34
Table 15: Breakdown of ABFA Unutilised balances from 2017-2019	35
Table 16: ABFA Amount Spent in 2020	36
Table 17: 2020 ABFA Utilisation by Priority Areas (Gh¢Mn)	36
Table 18: Rating Actions Conducted on Ghana in 2020.....	41
Table 19: Oil and Non-Oil GDP Growth Projection in Ghana, 2021-2024 (Percent) 51	
Table 20: Summary of Central Government Fiscal Operations (2021-2024).....	56
Table 21: AVERAGE PETROL PRICE CHANGES (%).....	60
Table 22: Sources of Petroleum Revenue in 2021.....	64
Table 23: Revenue Distribution in the Medium-Term	65
Table 24: Some roads projects undertaken in 2020.....	151
Table 25: Ongoing roads projections.....	153
Table 26: Ongoing projects.....	153
Table 27: Pipeline projects	155
Table 28: Fish Landing Sites - Status.....	163
Table 29: Staff in the Public Health Sector.....	177



LIST OF FIGURES

Figure 1: Real GDP Growth (Oil and Non-Oil).....	18
Figure 2: Composition of Total Petroleum Receipts, 2020.....	32
Figure 3: Ghana’s Credit Ratings (2003 - 2020)	40
Figure 4: GSE Fixed Income Market Performance In Graphs.....	42
Figure 5: Sectoral Real GDP Growth, 2021-2024 (percent).....	52
Figure 6: Sector Distribution of Nominal GDP (at basic prices), 2021-2024	53
Figure 7: Resource Mobilization for 2021	57
Figure 8: Resource Allocation for 2021	63



SECTION ONE: INTRODUCTION

1. Right Honourable Speaker, Honourable Members of Parliament, on the authority of H.E. President Nana Addo Dankwa Akufo-Addo, I beg to move that this Honourable House approves the Financial Policy of the Government of Ghana for the year ending 31st December, 2021.
2. On the authority of H.E. the President, and in accordance with Articles 179 and 180 of the 1992 Constitution, permit me to present to this august House, the Budget of the President of the Republic of Ghana.
3. I also submit to this august House the following statutory reports:
 - The 2020 Annual Report on the Petroleum Funds, in accordance with Section 48 of the *Petroleum Revenue Management Act, 2011 (Act 815), as amended*
 - The 2020 Report on the Utilization of the African Union Levies; *and*
 - The 2020 Annual Debt Report, in accordance with Section 72 of the *Public Financial Management Act, 2016 (Act 921)*.
4. Mr. Speaker, on 28th October, 2020, in accordance with Article 180 of the 1992 Constitution, Government laid the Expenditure-in-Advance-of -Appropriation in the House. I wish to report that the subsequent approval of those Estimates by this august House has made it possible for Government business and public services delivery to continue uninterrupted in the first quarter of 2021.
5. Mr. Speaker, just three days ago on 9th March, 2021, H.E. the President of Ghana, Nana Addo Dankwa Akufo-Addo presented the first message on the State of the Nation of his second term. In that address, he clearly stated that even though, like other countries around the world, we have had to go through the worst possible pandemic of our lifetime, the nation is in relative good state, thanks to the Grace of God and to the swift, decisive, responsible and necessary actions taken by Government to contain the virus, support families and sustain the economy.
6. Today, I stand here on his behalf to present to you, the state of the economy; how we have managed to mitigate and survive the pandemic, and eke out a projected positive growth rate of 0.9 percent in 2020 contrary to the initial fears of a negative growth rate as experienced elsewhere. I will also present to you deliberate and well thought out strategies that will hasten our recovery and place us on a confident path of sustained economic transformation.
- 2020: A Year Like No Other**
7. Mr. Speaker, the year 2020 was a difficult period for Ghana and the rest of the world. Never before in recent history has a pandemic triggered such dramatic changes to lives and livelihoods simultaneously. The last such pandemic of global impact was the Spanish flu in 1918 — over one hundred years ago.



8. The ensuing crisis has disrupted supply chains and exerted undue pressure on economic and financial systems, killed businesses and jobs. Developing and emerging economies, including Ghana, have had to deal with external headwinds, falling commodity prices and rising expenditures to address the effects of the pandemic.
9. The International Monetary Fund (IMF) has estimated that the global economy contracted by 3.5 percent while global trade also contracted by 9.6 percent. The COVID-19 pandemic has upended the economies of over 150 countries and is the worst economic crisis since the Great Depression in the 1930s.
10. Mr. Speaker, for the first time in our 64 years of nationhood, a Government had to tackle an unforgiving simultaneous health and economic crisis. The outbreak and the ensuing partial lockdown to contain the spread of the virus and protect lives brought socio-economic activities to a virtual halt, with the resultant loss of jobs, incomes, collapse of businesses and loss of Government revenues.
11. Mr. Speaker, from the onset of the COVID-19 pandemic in March 2020, H.E. President Akufo-Addo laid out the five (5) key objectives Government sought to achieve – (1) limit and stop the importation of the virus; (2) contain its spread; (3) provide adequate care for the sick; (4) limit the impact of the virus on social and economic life; and (5) inspire the expansion of our domestic capability and deepen our self-reliance. The President made it an utmost priority to protect Ghanaian **lives above all else**. This is captured in his now world-famous quotation - ***“We know what to do to bring our economy back to life. What we do not know how to do is to bring people back to life”***.
12. Under his leadership, we took the required swift, drastic and decisive measures to mitigate the spread of the pandemic. We rapidly mobilised and deployed extensive internal and external resources to support Ghanaian households and enterprises.
13. Mr. Speaker, at this juncture, permit me to acknowledge the support of our development partners, namely the International Monetary Fund (IMF), World Bank, African Development Bank, the European Union and other bilateral partners who made available significant resources to complement our efforts.
14. Mr. Speaker, the drastic slowdown in economic activity led to a huge drop in domestic revenues, combined with a sharp and unplanned hike in COVID-related expenditures. In sum, this unprecedented crisis led to:
 - a sudden shortfall in Government revenues amounting to GH¢13.6billion; and;
 - an unexpected and unavoidable rise in expenditures of GH¢11.7billion.



15. Mr. Speaker, through Government’s ***Emergency Preparedness and Response Plan (EPRP I & II)*** as well as the ***Coronavirus Alleviation Programme (CAP)***, we undertook the following measures:
- provided financial clearance to employ additional 24,285 health professionals between March and June to help fight the pandemic;
 - expanded the capacities of laboratories to increase COVID-19 testing and established isolation centres in all regions and districts;
 - provided 3.6 million reusable face masks, 50,000 medical scrubs, 90,000 hospital gowns and head covers to health facilities as at June 2020;
 - provided 50% of basic salary as allowances for frontline health workers;
 - waived Income Tax for all healthcare workers;
 - waived Income Tax on the 50% additional allowances paid to frontline health workers;
 - absorbed the transport cost and cost of sustenance for contact tracers and field surveillance officers;
 - fully covered water consumption for all Ghanaians from April to December, 2020;
 - fully covered the power consumption of the over 1 million lifeline customers, and subsidised the consumption of all other customers by 50 percent;
 - rolled-out the GH¢750 million CAP-BuSS Programme in May 2020 to directly support Micro, Small and Medium-Sized Enterprises (MSMEs);
 - established a GH¢2 billion Guarantee Facility to support all large enterprises and for job retention;
 - a GH¢100 million Fund for Labour and Faith-Based Organisations for retraining and skills development;
 - an Unemployment Insurance Scheme to provide temporary income support to workers who are laid off due to the pandemic;
 - transferred over GH¢50 million to 400,000 most-vulnerable individuals under the LEAP programme;
 - provided cooked meals to 2,744,723 vulnerable persons and worked with Faith-Based Organisations to distribute dry food packages to 470,000 families;
 - provided hot meals for 584,000 final year Junior High School students and 146,000 staff, of public and private schools from August 24 to September 18, 2020 as they wrote their final exams;
 - supplied 5.2 million re-usable face masks, 64,700 ‘veronica buckets’, 8100 thermometers guns and in excess of 1.5 million pieces of 200-ml of hand-sanitisers as well as over 126,000 gallons of soap to enable schools re-open;
 - paid the WASSCE examination fees amounting to GH¢75.4 million for 314,000 SHS 3 students;



- reduced the communication service from 9 percent to 5 percent to support students and workers who have adopted on-line platforms to study and work;
 - extended due dates for filling of taxes from 4 to 6 months after the end of the financial year;
 - permitted the deduction of contributions and donations towards the pandemic as allowable expenses for income tax purposes;
 - waived VAT, NHIL, and GETFund Levy on donations of stock of equipment and goods for fighting the pandemic;
 - waived income taxes on Third-Tier pension withdrawal
 - fumigated schools, hospitals, markets and lorry parks;
 - undertook a vigorous public sensitisation and engagement exercise to inform and educate Ghanaians on the pandemic; and
 - paid all public sector salaries in full.
16. Mr. Speaker, with revenues slumping and COVID-related expenditures rising, the Akufo-Addo Government was tested beyond measure. We believe, it is fair to say, that we rose to this extraordinary challenge. Indeed, despite the squeeze, Government succeeded in protecting virtually all jobs and incomes in the public sector. What the people of Ghana have witnessed since the coronavirus pandemic and to the admiration of the rest of the world, is a leadership of conviction that is responsible, creative, courageous, decisive, and caring.
17. Mr. Speaker, through our decisive policy response, we have managed to achieve major results that have made it easier for the people to cope with this unprecedented crisis. For example, our response through CAP has been vital in preventing social dislocations, deeper economic scarring and damage to our economic prospects.
18. These additional Government expenditures in the face of declining revenue were necessary to save lives, protect livelihoods and safeguard economic activities.
19. Mr. Speaker, Ghana today is better positioned to recover and build an even more resilient economy not only because we know how to do it but also because the grace of God has been assured for this journey.
- Three Preceding Years of Recovery, Consolidation and Transformation**
20. Mr. Speaker, in the three years prior to the pandemic, as a Government, we had a plan, we stayed focused, kept our discipline, kept our promises and worked with integrity, creativity and compassion. As a result, the economy saw a turnaround and economic growth rate doubled, rebounding strongly from 3.4 percent in 2016 (among the lowest GDP growth rates in the 4th Republic) to average 7 percent annually.



21. Mr. Speaker, the banking sector clean-up had been completed, businesses were doing well and creating jobs, food production was enjoying a bumper harvest and suddenly Ghana had become a major tourist attraction. We were indeed on a path of fiscal consolidation by 2019 and poised for economic transformation. Then, out of nowhere, the COVID-19 global pandemic hit.
22. Mr. Speaker, the history of Ghanaians is a story of resilience, faith in God and ingenuity when faced with adversities and uncertainties. And, so, we proceeded from 2017 with discipline, hard work and cooperation to get Ghana back to work.
23. We took a severely challenged economy and restored its competitiveness within three years:
- in four years, against significant opposition, we took a bold step that afforded 1.2 million Ghanaians the opportunity to attain better and quality secondary education;
 - we took a financial sector on the brink of collapse, and in four years cleaned it to build an even stronger financial ecosystem that is well capitalised, liquid, and solvent to fund our progress;
 - in four years, we secured a central place in African integration and won the bid to host the Secretariat of the African Continental Free Trade Area (AfCFTA); and
 - within the last four years, our aggressive industrialisation and regional integration agenda successfully attracted and retained the highest foreign direct investment in West Africa, including having global automobile giants setting up base here. Today, world-class vehicles assembled right here in Ghana are selling on our market and plying our roads. The message to other global manufacturers is this: from 2021, an integrated Africa is opened for business, and Ghana is ready to welcome you to set up here to take advantage of the biggest free trade area in the world.

Adapting to a New Normal

24. Mr. Speaker, we have come far from 2020. However, we are not fully out of the woods yet. As such, fiscal consolidation has to be carefully balanced with the provision of some targeted fiscal stimuli to cushion the impact of COVID-19 on businesses and to facilitate a quick and strong recovery of our economy, which we aim to achieve through the GhanaCARES “Obaatan pa” Programme.
25. Mr. Speaker, it is clear that expenditure on health infrastructure and health related items such as vaccines, hospital supplies and PPEs would become routine. However, we will take measures to ensure that these additional critical expenditures do not undermine our fiscal consolidation and debt sustainability.
26. Mr. Speaker, Government will pursue revenue-enhancing measures with a focus on deepening our digitization agenda both on transactions of goods and services



as well as on the tax collection systems to broaden the tax base and rope in more eligible taxpayers.

27. Expenditures will be rationalised through the implementation of tighter expenditure control systems with a more efficient procurement system to ensure value for money. We will also pursue structural reforms in the public financial management system to improve efficiency in public service delivery.
28. Mr. Speaker, we believe that the achievements in the three years prior to the COVID-19 outbreak as well as the intermediate outcomes from the EPRP and CAP, are the foundations from which we will collectively adapt to the changes caused by this pandemic and ‘build back better and greener’.
29. The seminal breakthroughs in vaccine development gives hope that economies can re-open more quickly. However, logistical challenges in access and administration of vaccines, and the continued mutation and emergence of more infectious variants of the virus may further delay the resumption of full economic activities around the world.
30. Mr. Speaker, in line with the President’s determination to protect the lives of Ghanaians, we have prioritised the vaccination programme against COVID-19. Through the bold leadership and adept diplomacy of H.E. the President, Ghana became the first country in the world to receive its first batch of vaccines of 600,000 doses through the COVAX initiative on Wednesday, 24th February, 2021. We are also working assiduously to secure vaccine for 20 million Ghanaians to enable us attain herd immunity by the end of this year. Once again, Ghana has stepped up in front. Thanks to H.E The President’s leadership, we are championing African excellence to become the vanguard against COVID-19 on this continent.
31. However, until we achieve herd immunity, we cannot let our guard down if we are to contain the spread of this virus. We must all commit to taking the vaccines in addition to adhering to the COVID-19 protocols that have been instituted for our safety and gradual return to full economic activities.

Recovering for Sustained Transformation

32. Mr. Speaker, in addition to continuing our priority programmes, we will implement additional initiatives to drive recovery. These include:
 - scale-up the vaccination of Ghanaians to enable us attain herd immunity in Ghana by end 2021;
 - continue implementation of Agenda 111 to provide hospitals and related infrastructure nationwide to improve the delivery of healthcare;
 - intensify efforts to improve public sanitation;
 - support to those who have lost their jobs due to COVID-19 to find other gainful employment opportunities;



- deploying resources for our security agencies to maintain peace and security;
 - complete many of our ongoing infrastructure projects within our resource envelope, reflecting the theme of the budget;
 - the implementation of the GhanaCARES programme to revitalize the economy and create employment; and
 - continue the implementation of our flagship programmes including the Planting for Food and Jobs, the Free Senior High School and the One District, One Factory agenda.
33. Mr. Speaker, the last four years led no Ghanaian in doubt that ours is a government that cares. We care about the welfare of the people and we care about the need for business to create wealth. The next four years will see a more clinical structural focus on President Akufo-Addo’s transformation agenda as we build with deliberate rapidity on the gains so far made. In this regard, pursuing the **GH¢100 billion** GhanaCARES (Obaatan pa) programme, which by far is the boldest and biggest economic recovery programme in the country’s history, will enable us to turn the challenges created by COVID-19 into opportunities for socio-economic transformation. This programme will foster closer collaboration with the Ghanaian private sector, labour, the people, our development partners and foreign investors.
34. The ‘Obaatan pa’ programme is inspired by H.E. President Akufo-Addo’s conviction that “***what our forebears dreamed of, we will achieve! If we inherited dreams and visions from our founding fathers, we should leave legacies of achievements and realities to our children and their children***”.
35. Mr. Speaker, through GhanaCARES, we will:
- expedite Government’s digitalization agenda to achieve greater efficiency and effectiveness in public service delivery;
 - revitalize the housing and construction industry to address the severe housing deficit and create job opportunities ; and
 - establish Ghana as a regional Hub, leveraging its position within ECOWAS and as host of the Secretariat of the Africa Continental Free Trade Area (AfCFTA) to focus on manufacturing, financial services, education, healthcare, aviation and logistics, digital services, petroleum, automobile, tourism, hospitality and creative arts;
 - support the private sector and entrepreneurs to become a powerful engine for job creation;
 - actively promote both local and international investments including use of PPPs; and
 - upgrade the skills of our workers through re-training programmes focusing on technical and vocational skills.



36. Mr. Speaker, the implementation arrangements for the GhanaCARES programme are in place. Clear budgets have been set and milestones developed. We will establish delivery units in the relevant MDAs and partner with the private sector, academia and other practitioners to facilitate and monitor implementation. There will also be regular, institutional engagements to ensure we achieve synergies and track results on a timely basis.
37. Mr. Speaker, the theme for the 2021 Budget is “Completion, Consolidation and Continuation”. This theme is underpinned by the fact that over the years every new budget invariably contains a host of new projects to be initiated at the expense of ongoing projects. Not only does this puts pressure on our finances but has historically resulted in arrears, with many contractors not being paid on time for work done and thereby escalating the overall cost of these projects.
38. Mr. Speaker, Government has, therefore, decided to chart a new direction from 2021. A major concern of all Ghanaians across the political divide, is the usually wasteful spectre of uncompleted public projects scattered across the country. This must stop. Governments owe the people a duty to use limited public funds responsibly. Our goal is to bring to an end the culture of unfinished projects. The main focus of Government for this year is the fulfilment of existing commitment and the completion of existing projects.
39. The Delivery Tracker, which the Government launched last year to track the progress of infrastructure projects, showed over 8,700 ongoing projects across all sectors at the end of 2020. That is why the President has tasked his Ministers and heads of all other relevant institutions to focus the infrastructural energies of Government mainly on continuing and, if possible, completing existing projects in 2021. The era of abandoning viable projects started with public funds must end and that time, we believe, is now.
40. Mr. Speaker, I now proceed to give highlights of the budget.



SECTION TWO: GLOBAL ECONOMIC DEVELOPMENTS AND OUTLOOK

Growth

41. Mr. Speaker, data from the IMF’s January 2021 World Economic Outlook (WEO) update indicate that the global economy is projected to grow at 5.5 percent in 2021, up from the estimated contraction of 3.5 percent in 2020. The 2021 growth estimate reflects an expected positive turnaround on account of COVID-19 vaccine-powered economic activity and strong policy support from advanced countries.
42. Growth in advanced countries is estimated at 4.3 percent in 2021, a vast improvement from the 4.9 percent contraction experienced in 2020. The expected turnaround is mainly due to broad-based fiscal stimulus packages to households and businesses and complementary supportive monetary policies by central banks, including expanded asset purchase programs and funding-for-lending facilities.
43. Growth in the United States is projected at 5 percent in 2021, reflecting strong investment and fiscal stimulus package in the second half of 2020. Similarly, Japan’s 2021 growth forecast is expected to pick up to 3.1 percent, driven by a boost in economic activity from supportive fiscal measures. In the Euro Area and the United Kingdom, economic activity is expected to remain below end-2019 levels into 2022, as the two regions continue to battle with bouts of COVID 19 second waves.
44. Economic performance in emerging markets and developing economies is projected to improve from the 2.4 percent contraction in 2020 to 6.3 percent growth in 2021. Much of this surge is underpinned by Chinese economic activity, where effective COVID-19 containment measures as well as central bank liquidity support have aided a strong recovery.
45. Mr. Speaker, the Sub-Saharan Africa (SSA) region has also been severely impacted by the COVID-19 pandemic and is still contending with its associated unprecedented health and economic crisis, one that is likely to erode years of hard-won developmental and macroeconomic gains. Nonetheless, recent forecasts indicate that the Sub-Saharan Africa region will emerge from the economic contraction of 2.6 percent experienced in 2020 and grow at 3.2 percent in 2021 and further to 3.9 percent in 2022, albeit with sizeable differences across countries. Key drivers of growth are expected to include improvement in exports and commodity prices as the world economy recovers, as well as a pickup in both private consumption and investment.
46. South Africa’s economy is estimated to have contracted by 7.5 percent in 2020, mainly due to the impact of COVID-19 containment measures. Output, is however, expected to recover modestly in 2021 with a projected growth of 2.8



percent as business confidence responds to growth-enhancing reforms. Nigeria’s economy also contracted by 3.2 percent in 2020 mainly due to low crude oil prices on the world market and declining domestic demand from the lockdown. Growth is projected to recover to 1.5 percent in 2021, responding to an increase in crude oil prices and also production quantities.

47. The SSA outlook depends on both the persistence of the COVID-19 shock and the availability of external financial support. Other risks include political instability and the reoccurrence of climate-related shocks, such as floods or droughts.

Inflation

48. Despite high expectations for global economic recovery between 2021-2022, output gaps are not expected to close until after 2022. Consistent with this expectation, inflation is projected to remain subdued during 2021-22. For advanced economies, inflation is projected to increase from a low of 0.7 percent in 2020 to 1.3 percent in 2021, and further to 1.5 percent in 2022, in consonance with increasing prices of medical supplies and those of other commodities as well.
49. Average inflation in sub-Saharan Africa is projected to increase to 10.6 percent in 2020 from the 8.5 percent recorded in 2019, primarily reflecting COVID-19 related disruptions to local and imported food supplies and currency depreciation pressures. Countries including Angola, Burkina Faso, Central African Republic, Ethiopia, and Nigeria experienced dramatic worsening prices for key food items driven by acute food insecurity. Meanwhile, the reasons behind food-inflation vary across countries. While in some countries this was due to an upsurge of desert locusts which affected production levels, for others it was due to COVID-19 containment measures which also affected availability and marketable supplies.

Commodity Prices

50. Data from the January 2021 IMF World Economic Outlook (WEO) show that crude oil prices are projected at US\$50.03 per barrel for 2021 and US\$48.82 per barrel for 2022. Oil consumption is expected to remain below its pre-pandemic level until 2023. Looking ahead, the COVID-19 pandemic could have lasting effects on oil demand through changes in consumer and employment behaviour. It is predicted that air travel could experience a sustained decrease, as business travel is reduced in favour of virtual meetings thereby reducing demand for jet fuel. A shift to working from home could also reduce gasoline demand.
51. Gold as a safe haven benefited immensely from the pandemic in 2020. This was sustained by continued monetary easing by major central banks. However, in 2021 gold prices are expected to reduce to US\$1,740 per troy oz. from US\$1,793 per troy oz. recorded in 2020.
52. Data from the International Cocoa Organisation (ICCO) show that world market cocoa price averaged US\$2,369.85 in 2020 compared to US\$2,340.74 in 2019, representing a marginal increase of 1.2 percent. Cocoa price is expected to gain



a 1.6 percent increase and improve to US\$2,407.77 in 2021. Global cocoa production for the current 2020/21 crop season is projected to be 5 percent higher than 2019/20 output, led by production increases in the world’s largest cocoa suppliers, Cote d’Ivoire and Ghana.

African Continental Free Trade Area (AfCFTA)

53. Mr. Speaker, on 7th July, 2019 in Niamey, Niger, Ghana was granted the honour by the Heads of State and Governments of the Africa Union to host the Secretariat of the African Continental Free Trade Area (AfCFTA) in Accra.
54. In line with the Host Country Agreement, Ghana has fully discharged her obligations including, but not limited to, the following:
- Formally handed over to the African Union, a state-of-the-art, fully-furnished and fully-equipped AfCFTA Secretariat building in Accra, as well as a fully-furnished official residence for the AfCFTA Secretary-General. The handing over ceremony was conducted on 17th August, 2020 and was attended by the AU Chairperson and the AfCFTA Secretary-General, together with other dignitaries, including Ambassadors and High Commissioners representing Member States of the African Union accredited to Ghana;
 - Established an Interim Operational Support Team in consultation with the AfCFTA Secretary-General, pending the recruitment and placement of permanent staff for the Secretariat; and
 - Provided both technical and administrative support to the AfCFTA Secretariat for the organisation of a number of AfCFTA meetings convened in Accra in preparation for the start of trading by 1st January, 2021.
55. Mr. Speaker, as expected, trading under the AfCFTA commenced on 1st January, 2021. In order to ensure that Ghanaian businesses benefit fully from the continental market and for effective implementation of the Agreement, Government, via the Ministry of Trade and Industry, has undertaken the following:
- Established a National AfCFTA Coordinating Office in Accra;
 - Developed a National Plan of Action for Boosting Intra African Trade; and
 - Organized a series of Stakeholder engagements and consultations to create awareness among the Ghanaian population, and build their capacity to take advantage of the AfCFTA.



Developments in the ECOWAS Sub-Region

56. Mr. Speaker, the economy of the ECOWAS region experienced contraction of 2.5 percent in 2020, compared to 3.6 percent growth in 2019. It is, however, projected to recover to 3.0 percent in 2021. According to the IMF’s Regional Economic Outlook projections, all ECOWAS member states will record lower growth performance in 2020 compared to 2019 primarily due to the unprecedented impact of the health crisis, as the imposition of lockdowns, low commodity prices, and drop in economic activity prolong. Conversely, growth is estimated to rebound in 2021, with eight (8) member states growing above 4 percent, as shown in Table 1. The drivers of growth in 2021 include expected improvement in exports, increase in commodity prices and a pickup in both private consumption and investment as lockdown constraints are relaxed across the sub-region.

Table 1: ECOWAS Growth Rates (% Annual)

Country	2017	2018	2019	2020	2021
ECOWAS Average	2.9	3.5	3.6	-2.5	3.0
Ghana	8.1	6.3	6.5	0.9	5.0
Cote d'Ivoire	7.4	6.8	6.5	1.8	6.2
Senegal	7.4	6.4	5.3	-0.7	5.2
Guinea	10.3	6.2	5.6	1.4	6.6
Burkina Faso	6.2	6.8	5.7	-2.0	3.9
Benin	5.7	6.7	6.9	2.0	5.0
Guinea Bissau	4.8	3.4	4.5	-2.9	3.0
Mali	5.0	5.2	5.1	-2.0	4.0
Niger	5.0	7.2	5.9	0.5	6.9
Togo	4.4	4.9	5.3	0.0	3.0
Cape Verde	3.7	4.5	5.7	-6.8	4.5
Gambia	4.8	7.2	6.1	-1.8	6.0
Sierra Leone	3.8	3.5	5.4	-3.1	2.7
Liberia	2.5	1.2	-2.5	-3.0	3.2
Nigeria	0.8	1.9	2.2	-4.3	1.7

Source: IMF, AfDB, GSS, BoG, MoF, World Bank

57. Average inflation rate for the ECOWAS region in 2020 is estimated at 9.9 percent, 1.7 percentage points higher than in 2019. In 2021 the inflation rate is estimated to moderate slightly by 0.5 percentage points to 9.4 percent.
58. Inflation remains subdued in the CFA-franc Zone countries, where it is projected to remain at 1.7 percent in 2020 and 2021, as indicated in Table 2. Four countries, all belonging to the Anglophone bloc — Liberia, Nigeria, Ghana and Sierra Leone — recorded double digit inflation above 10 percent in 2020. This is estimated to reduce to two countries in 2021 — as only Nigeria and Sierra Leone are expected to record double digit inflation. Ghana is, however, projected to register a significant drop in inflation in 2021 to 8.0 percent, below the projected ECOWAS average of 9.4 percent.



Table 2: ECOWAS Consumer Price Inflation (annual averages)

Country	2017	2018	2019	2020	2021
ECOWAS Average	12.4	9.3	8.2	9.9	9.4
Togo	-0.2	0.9	0.7	1.4	1.5
Benin	1.8	0.8	-0.9	2.5	2.0
Burkina Faso	0.4	2.0	-3.2	2.0	2.0
Cape Verde	0.8	1.3	1.1	1.0	1.2
Cote d'Ivoire	0.7	0.4	0.8	1.2	1.4
Guinea Bissau	-0.2	0.4	0.2	2.0	2.0
Senegal	1.1	0.5	1.0	2.0	2.0
Mali	1.8	1.7	-2.9	0.5	1.5
Niger	0.2	2.8	-2.5	4.4	1.7
Gambia	8.0	6.5	7.1	6.1	6.0
Guinea	8.9	9.8	9.5	9.1	8.0
Ghana	12.4	9.8	7.2	10.4	8.0
Liberia	12.4	23.5	27.0	11.9	9.5
Nigeria	16.5	12.1	11.4	12.9	12.7
Sierra Leone	18.2	16.0	14.8	15.7	15.5

Source: IMF, AfDB, GSS, BoG, MoF, World Bank

Performance on Rationalized ECOWAS Convergence Criteria

Primary Criteria

59. Mr. Speaker, the impact of the COVID-19 pandemic on the ECOWAS economies was severe, thereby, reversing gains made in achieving the Convergence Criteria in the ECOWAS region. Performance on the macroeconomic convergence profile generally deteriorated during the first half of 2020. The number of countries that met all the four primary criteria declined to two (2) in the first half of 2020, from six (6) in 2019. Four (4) member states met the budget deficit (including grants) as a percentage of GDP criteria compared to eleven (11) in the same period of 2019, the worst ever decline in performance regarding this criterion. Similarly, member states that met the central bank financing of budget deficit criteria declined by one (1) to twelve (12) in the first half 2020. Performance on gross external reserves remained unchanged at fourteen (14), while that on the average inflation criterion improved to (10) countries compared to nine (9) in the corresponding period of 2019.

Secondary Criteria

60. Regarding the secondary criteria, fourteen (14) Member States sustained compliance with the nominal exchange rate stability criterion. Similarly, thirteen (13) Member States met the target on public debt during the period.

Outlook on Convergence

61. In the short to medium-term, performance on the convergence criteria is expected to remain sluggish. It is estimated that no ECOWAS Member State will meet all the four primary criteria by end-2020 and in 2021. The upward pressures on budget deficits and central bank financing are expected to persist in 2021, mainly



on account of the impact of the COVID-19 pandemic on revenue generation as well as expenditures. Given the impact of the reduction of fuel prices, performance with regards to the inflation criterion will improve as ten (10) countries are expected to satisfy the target compared to nine (9) in 2019. The impressive performance on gross external reserves is expected to be sustained, as fourteen countries (14) are expected to meet the criterion at the end of 2020. The performance is expected to improve further in 2021 with all Member States projected to meet the target.

62. Projections under the secondary criteria profile indicate that performance on nominal exchange variation will remain unchanged, as fourteen (14) countries are expected to meet the target in 2020. However, projections point to a decline with regards to performance on the public debt criteria by one country, as twelve (12) countries are expected to satisfy the target in 2020 compared to thirteen (13) in 2019.

Ghana performance of the Rationalized Macroeconomic Convergence Criteria

63. Mr. Speaker, according to the 2020 Half-Year ECOWAS Multilateral Surveillance Report, Ghana achieved four out of the six ECOWAS Rationalized Macroeconomic Convergence Criteria in 2020 as presented below in Table 3. Ghana met two out of the four Primary Convergence Criteria in 2020, namely, the zero central bank financing and the gross international reserves cover of at least three months of imports.
64. Ghana is expected to meet both targets for the Secondary Convergence criteria: debt-to-GDP ratio of not more than 70 percent of GDP; and nominal exchange rate variation of within ± 10 percent band.
65. Looking ahead, Government will deepen its policy on integration of the sub-regional bloc, and will put in place all the necessary measures to ensure that Ghana fulfils the required criteria towards regional macroeconomic convergence.



Table 3: ECOWAS Rationalized Convergence Criteria (June 2020)

No.	Convergence Criteria	Target	Number of Countries that met Criteria out of 15	Ghana
Primary Criteria				
1	Budget Deficit (Incl.Grants)/GDP	≤ 3%	4	6.3% (Not achieved)
2	Inflation (annual average)	≤ 5%	10	11.2% (Not Achieved)
3	Central Bank Budget Deficit Financing	10%	12	zero financing (Achieved)
4	Gross External Reserves	≥ 3 months	14	4.3 Months (Achieved)
Secondary Criteria				
5	Nominal Exchange Rate	± 10%	14	5.0% (Achieved)
6	Public Debt/GDP	≤ 70%	13	67.0% (Achieved)

Source: GoG: BOG, MoF

ECOWAS Trade Liberalization Scheme (ETLS)

66. Mr. Speaker, the ECOWAS Trade Liberalization Scheme (ETLS) is the regional mechanism for ensuring movement of goods in the ECOWAS region is free from duties, quotas, and other charges, and with equivalent effect on Community originating imports.
67. Between January 2020 and January 2021, the National Approvals Committee approved 66 products from 41 enterprises to benefit under the ETLS. Despite the success of the Scheme, lack of commitment by some sovereign member states to ensure full compliance with the protocols, particularly along the Togo-Benin Border, is adversely affecting their competitiveness to trade in the ECOWAS Market. Government shall empower the National Approvals Committee to embark on sensitisation programmes to inform businesses and enterprises about the benefits of the ETLS.

Implementation of ECOWAS Common External Tariff (CET)

68. Mr. Speaker, the ECOWAS Common External Tariff was adopted by the ECOWAS Assembly in 2006. The adoption of a uniform tariff treatment was intended to address the problem of cross-border smuggling, combat dumping, as well as bring economic benefits to the people of the sub-region.
69. The CET offers utmost protection to the agricultural sector relative to the other sectors. Thus, more than 50 percent of Ghana’s agricultural products are protected under the 20 percent and 35 percent tariff Bands, while 90 percent of the overall products in the 35 percent Band are made up of agricultural products.
70. In order to ensure effective and harmonious implementation of tariffs in the sub-region, support measures such as Safeguard, Countervailing, Antidumping, and Supplementary Protection measures shall be rigorously reviewed and strictly



applied to give full expression to the stated goals within the spirit and the letter of Article 3 of the Revised ECOWAS Treaty.

Implications of Global Developments for Ghana’s Economy

71. Mr. Speaker, the projected global recovery indicates that oil prices are expected to increase in 2021 by just over 20 percent from the low base for 2020, but will remain below their average for 2019. This will generate stronger consumption, investment, and employment recoveries in net oil-importing economies, with firms hiring and expanding capacity in anticipation of rising global demand. The expectation is that firms and businesses in Ghana will benefit from favourable spill over effects of trading partners across borders.
72. Conversely, net oil-exporters and tourism-based countries within the emerging market and developing economies are expected to face difficult prospects considering the expected slow normalization of cross-border travel and subdued outlook for oil prices. This will adversely affect Ghana’s rapidly growing Aviation and Tourism industries.
73. The new restrictions following the rise in infections (particularly in Europe) suggests that growth could be lower than projected in 2021, especially if the virus surge proves difficult to contain. Infections and deaths will lead to lockdowns which will weaken confidence as vaccine rollouts could suffer delays. Similarly, should vaccination rollout delay in Sub-Saharan African countries, their respective economies could deteriorate even further, leading to high public debts and delayed recoveries.
74. Given that external financing has become a global challenge as regional financial institutions tightened up financing, aggressive Government policy support will be required to keep firms from bankruptcies and collapse, which could lead to further unemployment and income losses within the country. Business continuity may, therefore, require considerable fiscal stimuli.
75. Mr. Speaker, monetary policy will need to support growth against the need for external stability and longer-term balance. Financial regulation and supervision should be redirected to immediate demands of the banks and firms affected by the health crisis, without compromising the financial system’s ability to support longer-term growth.



SECTION THREE: MACROECONOMIC PERFORMANCE FOR JANUARY-DECEMBER 2020

Overview of Macroeconomic Performance

76. Mr. Speaker, to put the assessment of the performance of the economy for the year 2020 in perspective, we wish to re-state the macroeconomic targets set for 2020 as presented in the 2020 Mid-Year Review documents as follows:
- Overall real GDP growth rate of 0.9 percent;
 - Overall non-oil real GDP growth rate of 1.6 percent;
 - End-period December year-on-year inflation of 11.0 percent;
 - Overall budget deficit (on cash basis) of 11.4 percent of GDP;
 - Primary balance deficit of 4.6 percent of GDP; and
 - End-period December stock of Gross International Reserves to cover at least the equivalent of 4.0 months of imports of goods and services.
77. Mr. Speaker, provisional data on the performance of the economy as at the end of December 2020 show that the targets for most of the macroeconomic indicators have been realised. A summary of this performance is as follows:
- Even though complete 2020 GDP data has not yet been released by the Ghana Statistical Service (GSS), data for the first three quarters of 2020 show that overall real GDP grew at 4.9 percent, -3.2 percent, and -1.1 percent in Q1, Q2, and Q3 of 2020, respectively, bringing the average GDP growth rate for the period to 0.2 percent. The outturn mainly reflected the impact of the COVID-19 pandemic on economic activities in the economy. The GSS data, together with research work on GDP by the Ministry of Finance, puts the 2020 projected GDP growth outlook at 0.9 percent;
 - Non-Oil real GDP also grew at an average of 0.4 percent in the first three quarters of 2020. The projected outlook for 2020 is 1.6 percent;
 - End-period inflation was 10.4 percent in December 2020 compared to the revised target of 11.0 percent;
 - The overall budget deficit on cash basis was 11.7 percent of GDP against a revised target of 11.4 percent of GDP;
 - The primary balance recorded a deficit of 5.3 percent of GDP against a target deficit of 4.6 percent of GDP; and
 - Gross International Reserves accumulated to US\$8.6 billion at end-December 2020, the equivalent of 4.1 months of import cover, which was slightly above target.

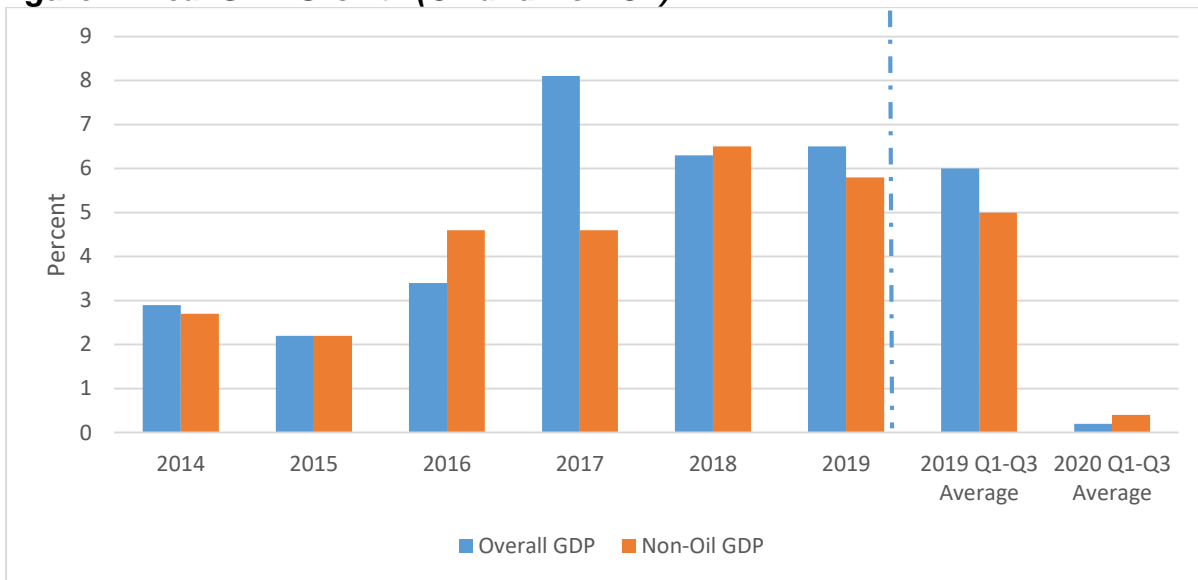


78. Mr. Speaker, I will now provide the details on the performance of the economy in the real, fiscal, external, and monetary sectors:

Real Sector
Overall GDP Growth

79. Mr. Speaker, provisional estimates from the GSS show that average overall real GDP growth for the first three quarters of 2020 was 0.2 percent, compared with 6.0 percent for the same period in 2019. Over the same period, overall non-oil growth was 0.4 percent, compared with 5.0 percent in 2019, as shown in Figure 1. The drastic slowdown in overall economic performance largely reflected the impact the COVID-19 pandemic.

Figure 1: Real GDP Growth (Oil and Non-Oil)



Source: GSS, 2020

Sectoral Growth Performance for 2020 (Q1-Q3)
Agriculture

80. Mr. Speaker, the Agricultural Sector recorded an average growth of 4.5 percent in the first three quarters of 2020 compared with 3.7 percent for the same period in 2019. The sector’s performance was quite robust and was driven by the Crops, Fishing, and Livestock subsectors, which were largely unaffected by COVID-related restrictions.

81. The Fishing subsector had the best average growth performance of 11.6 percent over the first three quarters of 2020, representing a substantial turnaround from the contraction of 1.1 percent recorded over the same period in the previous year. This was followed by the Livestock sub-sector with 5.7 percent, and the Crops subsector with 4.8 percent. However, the Forestry and Logging subsector contracted by an average of 7.4 percent over the period, as shown in Table 4.



Table 4: Growth in the Agriculture Sector and Subsectors

No.	Sector/Subsectors	2014	2015	2016	2017	2018	2019	2019 Q1- Q3 Ave	2020 Q1- Q3 Ave
1	AGRICULTURE	0.9	2.3	2.9	6.1	4.8	4.6	3.7	4.5
2	Crops	2.8	1.7	2.2	7.2	5.8	5.3	4.6	4.8
3	o.w. Cocoa	4.3	-8	-7	9.2	3.7	5.4	5.5	5.4
4	Livestock	5.1	5.2	5.4	5.7	5.4	5.4	5.6	5.7
5	Forestry & Logging	-1.5	-3.9	2.9	3.4	2.4	-1.7	-4.3	-7.4
6	Fishing	-23.3	8.5	3.1	-1.4	-6.8	1.7	-1.1	11.6

Source: GSS, 2020

Industry

82. Mr. Speaker, the Industry sector recorded an average contraction of 3.1 percent in the first three quarters of 2020 compared with an average growth of 6.7 percent over the same period in 2019. The contraction resulted from poor performances in the Mining & Quarrying and the Manufacturing subsectors. The negative growth in Mining & Quarrying was largely due to a decline in petroleum output.
83. Mr. Speaker, the Industry subsector that recorded the highest growth was Electricity, which grew by 14.9 percent, followed by Water & Sewerage with a growth rate of 8.7 percent, as shown in Table 5. These positive outturns were demand-driven, and are primarily due to Government interventions that provided free potable water and reduced the price of electricity over the period to mitigate the economic impact of COVID-19 on citizens.

Table 5: Growth in the Industry Sector and Subsectors

No.	Sector/Subsectors	2014	2015	2016	2017	2018	2019	2019 Q1- Q3 Ave	2020 Q1- Q3 Ave
1	INDUSTRY	1.1	1.1	4.3	15.7	10.6	6.4	6.7	-3.1
2	Mining & Quarrying	5.4	-8.3	-0.2	30.8	23.3	12.6	14.5	-7
3	o.w. Oil***	6.8	2	-15.6	80.3	3.6	15.1	19.1	-1.4
4	Manufacturing	-2.6	3.7	7.9	9.5	4.1	6.3	5.9	-1.8
5	Electricity	1.3	17.7	-5.8	19.4	5.5	6	4.8	14.9
6	Water & Sewerage	5.9	13.9	-11.8	6.1	-3.6	-4.4	-5.2	8.7
7	Construction	-0.4	9.5	8.4	5.1	1.1	-4.4	-5.2	0.1

Source: GSS, 2020

Services

84. Mr. Speaker, the Services Sector in the first three quarters of 2020 recorded an average growth rate of 1.9 percent compared with 6.5 percent recorded in the same period of the preceding year, as shown in Table 6. The severe slowdown in the sector was largely due to output contractions in the Hotels & Restaurants, and Trade, Repair of Vehicles & Household Goods subsectors. The Hotels & Restaurants subsector recorded the worst growth performance, contracting by 45



percent. This is reflective of how the hospitality industry was severely affected by the partial lockdown and restrictions on air and land travel that were imposed over the period to contain the spread of COVID-19.

85. Mr. Speaker, most of the Services subsectors, however, recorded positive growth rates which helped to prevent an overall contraction of the sector. The leading subsector in terms of growth performance over the period was Information and Communication (average of 67.6 percent), followed by Health and Social Work (average of 14.4 percent), Education (average of 12.0 percent), and Real Estate (average of 10.4 percent). The strong countervailing growth effect of Information and Communication was due to the extensive use of digital platforms to cope with COVID-related restrictions on mass public gatherings and stay-at-home orders.

Table 6: Growth in the Services Sector and Subsectors

No.	Sector/Subsectors	2014	2015	2016	2017	2018	2019	2019 Q1- Q3 Ave	2020 Q1- Q3 Ave
1	SERVICES	5.4	3	2.8	3.3	2.7	7.6	6.5	1.9
2	Trade; Repair of Vehicles, Household Goods	2	0.5	-0.4	8.2	2.8	3.7	2.5	-10.7
3	Hotels and Restaurants	1.5	4.1	2.3	7.6	3.2	6	6.1	-45
4	Transport and Storage	5.8	2.6	1.1	8.9	1.1	4.3	4	3
5	Information and communication	29.7	11.9	5.6	4.2	13.1	46.5	38.7	67.6
6	Financial and Insurance Activities	21.4	12.9	8	-	-8.2	1.6	1.5	4.7
7	Real Estate	-0.3	3.1	3.2	3.8	-6.5	19.9	15.4	10.4
8	Professional, Administrative & Support Service activities	6.8	1.4	-4.2	2.9	0.3	5.1	4.5	-2.9
9	Public Administration & Defence; Social Security	-3.5	-2.6	8.9	4.2	4.3	3.7	2.2	9.5
10	Education	-0.3	-0.5	2.3	6.3	3.9	9.4	9	12
11	Health and Social Work	2.7	-4.4	4	14.1	22.6	10.4	12.3	14.4
12	Other Service Activities	1.4	2.7	-0.1	5.3	3.1	2.6	1.4	-1.9

Source: GSS, 2020

Monetary Developments

86. Mr. Speaker, the thrust of monetary policy in 2020 was to steer the path of inflation towards the medium-term target band of 8±2 percent. In line with this, the monetary aggregates were expected to increase at a moderate pace during the period. The policy targeted an end-period stock of Gross International



Reserves of at least 4.0 months of import cover. Monetary policy performance in 2020 was broadly in line with expectations, despite a brief setback in the second quarter, following the COVID-19 outbreak and the subsequent surge in inflation.

Price Developments

87. Mr. Speaker, price developments within the year were largely driven by volatile food prices, while non-food inflation remained fairly stable. Headline inflation rose sharply from 7.9 percent in December 2019 to 11.4 percent in July 2020. The upward trend was mainly due to panic-buying episodes preceding the COVID-19 partial lockdown measure, which exerted significant pressures on food prices. However, with the gradual lifting of restrictions, the food price pressures eased and headline inflation steadily declined to 10.4 percent at end-December 2020.
88. Underlying inflation pressures edged up marginally alongside the uptick in headline inflation. As a result, the Bank of Ghana’s core inflation measure, which excludes energy and utility prices, remained above the headline inflation from the onset of the COVID-19 pandemic.

Monetary Aggregates and Credits

89. Mr. Speaker, developments in monetary aggregates during the year 2020 broadly showed increased pace of growth in all monetary aggregates, reflecting improved liquidity conditions in the economy. This was underpinned by the supportive monetary and fiscal policies implemented to mitigate the impact of the COVID-19 pandemic. Provisional data on monetary aggregates as at December 2020 showed that Broad money, including foreign currency deposits (M2+), grew on year-on-year basis by 29.6 percent compared to 21.7 percent in December 2019. Broad money supply stood at GH¢120,521.8 million at the end of December 2020, compared with GH¢92,975.5 million and GH¢76,380.4 million at the end of December 2019 and December 2018, respectively. The growth in money supply was driven by growth in Net Domestic Assets (NDA) of the banking system, largely on account of Net Claims on Government (NCG), partly reflecting the fiscal financing of Government’s measures to mitigate the impact of the COVID-19 pandemic.
90. Annual growth in banks’ outstanding credit decreased in December 2020, relative to what was recorded in the corresponding period in 2019. The nominal annual growth of outstanding credit slowed from 23.9 percent in December 2019 to 5.8 percent in December 2020. At the end of December 2020, total outstanding credit stood at GH¢47,769.0 million, compared with GH¢45,170.0 million recorded in December 2019. Reflecting these developments, nominal growth in credit to the private sector slowed from 18.0 percent in 2019 to 10.6 percent in December 2020. The outstanding credit to the private sector in December 2020 stood at GH¢43,533.2 million, compared with GH¢39,364.9 million in December 2019. In real terms, the annual growth of outstanding credit to the private sector moderated from 9.4 percent growth in December 2019 to 0.2 percent in December 2020.



Interest Rates

91. Mr. Speaker, the Monetary Policy Committee (MPC) of the Bank of Ghana reduced the Monetary Policy Rate (MPR) by 150 basis points to 14.50 percent in March 2020. The MPC further announced a 2-percentage point reduction in the Cash Reserve Requirement (CRR) of deposit money banks and lowered the Capital Conservation Buffer by 150 basis points to 11.5 percent. These measures were to bolster liquidity in the banking system and provide incentives for increased lending to critical sectors of the economy. This was part of the broader strategy of the Bank to mitigate downside risks posed by the pandemic on economic activity. The policy rate remained unchanged at 14.50 percent for the rest of the year 2020.
92. Interest rates in the money market generally trended downward in 2020 on year-on-year basis. The 91-day and 182-day Treasury bill rates declined to 14.08 percent and 14.13 percent, respectively, in December 2020, from 14.69 percent and 15.15 percent in December 2019. Similarly, the rate on the 364-day instrument decreased to 16.98 percent from 17.88 percent over the same comparative periods.
93. Rates on the secondary bond market have also broadly declined except for rates on the 5-year and 20-year, which increased by 35 basis points and 18 points respectively, to settle at 19.85 percent and 22.28 percent respectively. Yields on 2-year, 3-year, 6-year, 7-year, 10-year, and 15-year bonds decreased by 245 basis points, 45 basis points, 212 basis points, 163 basis points, 77 basis points, and 33 basis points respectively, to settle at 18.50 percent, 19.25 percent, 19.76 percent, 19.74 percent, 21 percent and 21.23 percent respectively, over the same comparative periods.
94. The weighted average interbank rate declined from 15.20 percent to 13.56 percent, in line with the cut in the monetary policy rate in March 2020. This improved liquidity conditions on the interbank market and increased trading among banks. Average lending rates of banks also declined to 21.10 percent in December 2020 from 23.59 percent recorded in the corresponding period of 2019. The Ghana Reference Rate, which serves as the base rate for the commercial banks, steadily declined from 16.11 percent in December 2019 to 14.77 percent in December 2020.

Banking Sector Developments

95. The recapitalisation exercise and reforms undertaken by the Bank of Ghana in 2018 well positioned banks to withstand unexpected shocks. The banking sector reforms enhanced the resilience of the banking sector with the roll-out of Basel II/III capital standards. At 1st January 2020, the total capitalisation of banks was GH¢9,633 million compared to GH¢4,005 million at 1st January 2017. This enabled the sector to contain the effects of the COVID-19 pandemic without adverse ramifications on the capital base of banks. Furthermore, the Bank of



Ghana restricted the payment of dividends and distribution of capital to shareholders, with the view of preserving the capital of banks, and ensured that banks held enough liquidity assets to meet maturing obligations.

96. The COVID-19 pandemic had very minimal impact on the operations of the banks. Banks activated their Business Continuity Plans (BCPs) including activating all their electronic banking platforms. During the year under review, there was a significant surge in the use of electronic banking services and mobile money transfers.

Ghana Stock Exchange (GSE) Composite Index

97. In the stock exchange market, the market performance indicator, the Ghana Stock Exchange (GSE) Composite Index (GSE-CI), declined from 2,257.2 points to 1,941.6 points, translating into a loss of 14.0 percent in the index in December 2020, compared with a loss of 12.2 percent in December 2019. The GSE-Financial Stocks Index (GSE-FSI), the main driver of the overall performance within the period, closed at 1,782.8 points, representing a loss of 11.7 percent, compared with a year-on-year loss of 6.2 percent registered in December 2019. These trends reflected heightened uncertainties on the Exchange in view of the resurgence of COVID-19 infections and emergence of new variants of the virus since the last quarter of 2020.
98. Total market capitalisation of the GSE at the end of December 2020 was GH¢54.4 billion, compared with GH¢56.8 billion representing a 4.2 percent contraction, compared with a 7.1 percent contraction in December 2019. The improvement in market capitalization, in percentage growth terms, was mainly due to capital gains.

External Sector

99. Mr. Speaker, the COVID-19 pandemic also affected the external sector performance through the trade and financial channels. The trade account recorded a lower surplus of US\$2.02 billion (3.0 percent of GDP) compared with US\$2.26 billion (3.4 percent of GDP) in 2019. The decline in the surplus was driven largely by a 7.8 percent contraction in total export receipts, especially from crude oil exports, which declined sharply by 35.2 percent. In addition, the value of total imports contracted by 7.3 percent, reflecting a slowdown in import demand due to the pandemic. The services, income, and transfers account recorded a deficit of US\$4.03 billion, an improvement of US\$0.09 billion over the preceding year, as remittance inflows were sustained alongside lower net investment income outflows, notably from profits and dividends. Private inward remittances (net) improved to US\$3.56 billion in 2020, compared with US\$3.39 billion in 2019. The investment income account recorded net outflows of US\$3.40 billion in 2020, compared to US\$3.95 billion in 2019, while the Services account recorded an increased net outflow of US\$4.36 billion, up by US\$0.79 billion from the outturn in 2019.



100. The lower trade surplus and higher services outflows resulted in a larger current account deficit of US\$2.01 billion (3.0 percent of GDP) in 2020 compared to a deficit of US\$1.86 billion (2.8 percent of GDP) in 2019.
101. The capital and financial account recorded lower net inflows of US\$1.55 billion, compared to US\$3.07 billion in 2019. This was attributed to higher portfolio investment outflows and lower foreign direct investments due to the heightened economic uncertainties associated with the pandemic.
102. These developments resulted in an overall Balance of Payments (BOP) deficit of US\$0.63 billion in 2020, compared with a surplus of US\$1.34 billion in 2019. The deficit was on account of a marginal worsening of the current account deficit and the decreased net capital inflows in the capital and financial accounts.
103. Gross International Reserves (GIR) stood at US\$8.62 billion, equivalent to 4.1 months of imports cover, at the end of December 2020, from a stock position of US\$8.42 billion (equivalent to 4.0 months imports cover) at the end of December 2019.

Exchange Rate Developments

104. The foreign exchange market was relatively stable and the Ghana Cedi, the local currency, performed better in 2020 than in 2019. Pressures from corporate demand, energy-related forex demand, and pandemic-induced portfolio outflows were offset by improved forex inflows mainly from the Eurobond issuance and the IMF Rapid Credit Facility. These were complemented by the substantial reserve build-up by the Bank of Ghana at the end of 2019. Cumulatively, the Ghana Cedi depreciated against the US Dollar, the Pound Sterling, and the Euro by 3.9 percent, 7.1 percent, and 12.1 percent, respectively. This compares with larger depreciation rates of 12.9 percent, 15.7 percent, and 11.2 percent for the US Dollar, Pound Sterling, and Euro, respectively, during the same period in 2019.

Fiscal Developments

105. Mr. Speaker, the fiscal policy framework for 2020 and the medium-term was designed to remain consistent with the provisions of the Public Financial Management Act, 2016 (Act 921) and its accompanying Regulations, 2019 (L.I. 2378), as well as the requirements of the Fiscal Responsibility Act, 2018 (Act 982). The overall policy objective was to reverse the perennial cycle of election-year fiscal excesses and also to consolidate and safeguard the gains made in the management of public finances since 2017.
106. In this regard, the fiscal deficit and primary balance targets remained the primary fiscal anchors for 2020. The fiscal deficit target for the 2020 Budget was projected at 4.7 percent of GDP and the corresponding primary balance at a surplus of 0.7 percent of GDP.



107. Mr. Speaker, the 2020 fiscal policy objectives were adversely affected by the outbreak of the COVID-19 pandemic in early March. This necessitated a recalibration of the 2020 fiscal framework during the mid-year fiscal policy review of 2020 Budget Statement and Economic Policy to accommodate the impact of the unanticipated shocks, and enable Government to implement policies and programmes to ensure that both lives and livelihoods were protected.
108. Mr. Speaker, Total Revenues and Grants was revised downwards by GH¢13,404 million to reflect the impact of the COVID-19 pandemic on revenues, while Total Expenditures were revised upwards by GH¢11,788 million to accommodate COVID-19 related expenditures, resulting in revised budget deficit of 11.4 percent of GDP for the 2020.
109. Mr Speaker, the unprecedented impact imposed by the COVID-19 pandemic, led to the suspension of the set of fiscal responsibility rules for the 2020 financial year in accordance with section 3 (1) of the Fiscal Responsibility Act, 2018 (Act 982).
110. Mr. Speaker, Table 7 gives a summary of the fiscal performance for 2019 and 2020. Despite the adverse impact of the pandemic on the Ghanaian economy, especially in the first half of the year, implementation of the 2020 Revised Budget was largely on track.
111. Mr. Speaker, Total Revenue and Grants amounted to GH¢55,128 million, exceeding the revised target by 2.7 percent, while Total Expenditures including arrears clearance amounted to GH¢100,026 million, and recorded a budget overrun of 2.3 percent. The consequent modest increase in total expenditures, despite the force majeure imposed by the COVID-19 induced expenditures, is a clear indication that Government adopted prudent expenditure management measures over the period.
112. Mr. Speaker, the above revenue and expenditure performance resulted in an overall fiscal deficit of 11.7 percent of GDP compared to the programmed deficit target of 11.4 percent of GDP. The corresponding primary balance for the period was also a deficit of 5.3 percent of GDP, compared with the revised deficit target of 4.6 percent of GDP, as shown in Table 7.

Table 7: Summary of 2020 Jan-Dec Fiscal Performance

S/N	Indicators (GH¢ million)	Jan-Dec 2019	Jan-Dec 2020				
		Prov. Outturn	Budget	Rev. Budget	Prov. Outturn	Dev (%)	y/y (%)
1	Total Revenue & Grants	53,380	67,071	53,667	55,128	2.7	3.3
	<i>% of GDP</i>	<i>15.3</i>	<i>16.9</i>	<i>13.9</i>	<i>14.4</i>		



S/N	Indicators (GH¢ million)	Jan-Dec 2019	Jan-Dec 2020				
		Prov. Outturn	Budget	Rev. Budget	Prov. Outturn	Dev (%)	y/y (%)
2	Total Exp. (incl. Arrears clearance)	70,271	85,952	97,740	100,026	2.3	42.3
	<i>% of GDP</i>	<i>20.1</i>	<i>21.6</i>	<i>25.4</i>	<i>26.1</i>		
3	Budget Balance	-16,892	-18,881	-44,074	-44,898	1.9	165.8
	<i>% of GDP</i>	<i>-4.8</i>	<i>-4.7</i>	<i>-11.4</i>	<i>-11.7</i>		
4	Primary Balance	2,877	2,811	-17,806	-20,299	14.0	-805.4
	<i>% of GDP</i>	<i>0.8</i>	<i>0.7</i>	<i>-4.6</i>	<i>-5.3</i>		
5	Nominal GDP	349,480	398,048	385,378	383,305		

Source: MoF

Revenue Performance

113. Mr. Speaker, Total Revenue and Grants for fiscal year 2020 amounted to GH¢55,128 million, compared with the target of GH¢53,667 million. The 2020 outturn exceeded the 2019 performance by 3.3 percent and the target for the year by 2.7 percent, as shown in Table 8.

Table 8: 2020 Jan-Dec Revenue Performance

S/N	Indicators (GH¢ million)	Jan-Dec 2019	Jan-Dec 2020				
		Prov. Outturn	Budget	Rev. Budget	Prov. Outturn	Dev (%)	y/y (%)
1	Total Revenue & Grants	53,380	67,071	53,667	55,128	2.7	3.3
	<i>% of GDP</i>	<i>15.3</i>	<i>16.9</i>	<i>13.9</i>	<i>14.4</i>		
2	Non-oil Tax Revenue	40,597	44,986	40,717	42,405	4.1	4.5
	<i>% of GDP</i>	<i>11.6</i>	<i>11.3</i>	<i>10.6</i>	<i>11.1</i>		
3	Non-Oil Non-Tax Revenue	4,857	8,464	4,523	4,964	9.7	2.2
	<i>% of GDP</i>	<i>1.4</i>	<i>2.1</i>	<i>1.2</i>	<i>1.3</i>		
4	Oil and Gas Receipt	4,888	8,932	3,827	3,746	-2.1	-23.4
	<i>% of GDP</i>	<i>1.4</i>	<i>2.2</i>	<i>1.0</i>	<i>1.0</i>		
5	Other Revenue (ESLA & SSNIT to NHIL)	2,051	3,449	3,376	2,785	-17.5	35.7
	<i>% of GDP</i>	<i>0.6</i>	<i>0.9</i>	<i>0.9</i>	<i>0.7</i>		
6	Grants	986	1,240	1,223	1,229	0.4	24.6
	<i>% of GDP</i>	<i>0.3</i>	<i>0.3</i>	<i>0.3</i>	<i>0.3</i>		

Source: MoF

114. Mr. Speaker, non-oil tax revenue, comprising taxes on non-oil Income and Property, Domestic Goods and Services, and International Trade, amounted to GH¢42,405 million (11.1 percent of GDP). The recorded outturn exceeded the



revised Budget target of GH¢40,717 million (10.6 percent of GDP) by 4.1 percent. The strong non-oil tax revenue outturn is mainly attributed to the robust performance recorded in taxes on International Trade, which exceeded the budget target by 17.0 percent and 1.9 percent over the outturn recorded in 2019. This outstanding performance registered from International Trade Taxes follows from the implementation of the Integrated Customs Management System (ICUMS) which has ensured a more efficient management and collection of revenues at our ports.

115. Mr. Speaker, revenue performance from the Domestic Tax Division for the period exceeded target with only non-oil Income and Property Taxes falling below targets. However, other tax handles such as Mineral Royalties, Corporate Income Taxes, Excise Duty, VAT, NHIL, GETFund, Self-Employed and Communication Services Tax all out-performed their respective targets. These positive performances resulted from among others the:
- improved compliance activities GRA embarked upon during the period;
 - favourable increase in gold prices from an average of US\$1,560.67 an ounce in January 2020 to US\$1,856.66 in December, 2020;
 - higher sales figures reported by some taxpayers in some months; and
 - increased use of services of Telcos due to restrictions in movement following the outbreak of COVID-19 pandemic.
116. Mr. Speaker, I would like to emphasise that the negative deviation recorded in non-oil Taxes on Income and Property was mainly from the underperformance recorded in Personal Income Tax due to the:
- tax exemption granted to frontline health workers from April to December 2020 as part of the fiscal support to fight the COVID-19 pandemic, and
 - non-collection of PIT from some companies such as schools and hotels which were closed for about nine months.
117. Mr. Speaker, revenue from upstream Oil and Gas activities amounted to GH¢3,746 million, 2.1 percent lower than the programme target of GH¢3,827 million. This was largely on account of the global decline in crude oil prices due to impact of COVID-19.
118. Non-Tax Revenue (excluding oil) yielded GH¢4,964 million, 9.7 percent above target as shown in Table 8. The outturn was largely on account of retention and lodgement exceeding their respective targets.
119. Mr. Speaker, disbursements of grants by Development Partners for the period amounted to GH¢1,229 million, which was slightly above the revised target of GH¢1,223 million by 0.4 percent.



120. Other revenues, consisting of SSNIT Contribution to NHIL and Energy Sector Levies (ESL), fell below target for the period. With the exception of the Energy Debt Recovery Levy (EDRL) which exceeded target, all other levies under the ESL underperformed their respective targets. SSNIT Contribution to NHIL also fell below target.

Expenditure Performance

121. Mr. Speaker, on the expenditure front, the execution of expenditures for the period exceeded the programme target slightly by 2.3 percent. The higher than programmed target reflects the unanticipated expenses incurred to mitigate the negative impact of COVID-19. Consequently, Total Expenditures (including arrears clearance) for the period amounted to GH¢100,026 million compared to a programme target of GH¢97,740 million and represents a year-on-year growth of 42.3 percent, as shown in Table 9.

Table 9: 2020 Jan-Dec Expenditure Performance

S/N	Indicators (GH¢ million)	Jan-Dec 2019	Jan-Dec 2020				y/y (%)
		Prov. Outturn	Budget	Rev. Budget	Prov. Outturn	Dev (%)	
1	Total Exp. (incl. Arrears clearance)	70,271	85,952	97,740	100,026	2.3	42.3
	<i>% of GDP</i>	<i>20.1</i>	<i>21.6</i>	<i>25.4</i>	<i>26.1</i>		
2	Compensation of Employees	22,219	26,565	27,062	28,269	4.5	27.2
	<i>% of GDP</i>	<i>6.4</i>	<i>6.7</i>	<i>7.0</i>	<i>7.4</i>		
3	Use of Goods and Services	6,170	8,331	7,744	7,388	-4.6	19.8
	<i>% of GDP</i>	<i>1.8</i>	<i>2.1</i>	<i>2.0</i>	<i>1.9</i>		
4	Interest Payment	19,769	21,691	26,268	24,599	-6.4	24.4
	<i>% of GDP</i>	<i>5.7</i>	<i>5.4</i>	<i>6.8</i>	<i>6.4</i>		
5	Grants to Other Gov't Units	11,424	15,635	11,805	11,882	0.7	4.0
	<i>% of GDP</i>	<i>3.3</i>	<i>3.9</i>	<i>3.1</i>	<i>3.1</i>		
6	Capital Expenditure	6,152	9,260	9,327	12,083	29.6	96.4
	<i>% of GDP</i>	<i>1.8</i>	<i>2.3</i>	<i>2.4</i>	<i>3.2</i>		
7	Other Expenditure	2,123	3,026	14,092	12,179	-13.6	473.7
	<i>o/w ESLA</i>	<i>1,898.1</i>	<i>2,646.8</i>	<i>2,550.3</i>	<i>2,738.9</i>	<i>7.4</i>	<i>44.3</i>
	<i>o/w Covid-19 Related</i>	<i>0.0</i>	<i>0.0</i>	<i>11,162.0</i>	<i>8,122.0</i>	<i>-27.2</i>	
8	Arrears	-730	-1,443	-1,443	-1,443	0.0	97.7
	<i>% of GDP</i>	<i>-0.2</i>	<i>-0.4</i>	<i>-0.4</i>	<i>-0.4</i>		
9	Discrepancy	-1,685	0	0	-2,183		
	<i>% of GDP</i>	<i>-0.5</i>	<i>0.0</i>	<i>0.0</i>	<i>-0.6</i>		

Source: MoF

122. Mr. Speaker, expenditure on Compensation of Employees was 4.5 percent above the revised target, amounting to GH¢28,269 million against the target of GH¢27,062 million as shown in Table 9. This outturn was driven by overrun recorded in the public sector wage bill which resulted mainly from the increased



recruitment of health professionals, allowances to frontline health workers, and the increase in the retirement age of military officers.

123. Expenses on the Use of Goods and Services amounted GH¢7,388 million, 4.6 percent below the revised target of GH¢7,744 million. On a year-to-year basis, it represented an increase of 19.8 percent over the 2019 outturn. The performance is largely attributed to COVID-19 related spending.
124. Mr. Speaker, Capital Expenditure amounted to GH¢12,083 million compared with a programmed target of GH¢9,327 million, reflecting a budget overrun of 29.6 percent. As in the case of Use of Goods and Services, the overrun is essentially attributed to COVID-19 related infrastructure projects.
125. Mr. Speaker, Interest Payments, was below the target for the period by 6.4 percent, amounting to GH¢24,599 million against a programmed target of GH¢26,268 million. Of this amount, domestic interest payments amounted to GH¢18,352 million, 13.2 percent lower than the budget target. The apparent savings resulted mainly from the deferment of interest on non-marketable bond instruments to 2022 to help deal with the impact of COVID-19 pandemic.
126. Grants to Other Government Units amounted to GH¢11,882 million compared to the revised target of GH¢11,805 million, slightly above the revised target for the period by 0.7 percent.
127. Mr. Speaker, Other Expenditures comprising of ESLA transfers and COVID-19 related expenditures amounted to GH¢12,179 million, 13.6 percent below the programmed target of GH¢14,092 million. Of this amount, COVID-19 related expenditures amounted to GH¢8,122 million against the target of GH¢11,162 million.
128. Arrears clearance for the period amounted to GH¢1,443 million, consistent with the programmed target for the period, as shown in Table 9.

Overall Budget Balance and Financing

129. Mr. Speaker, as shown in Table 7, Government’s fiscal operations resulted in a cash basis deficit of GH¢44,898 million, equivalent to 11.7 percent of GDP, compared to the revised target of GH¢44,074 million, equivalent to 11.4 percent of GDP.
130. Mr. Speaker, the corresponding Primary Balance recorded a deficit of GH¢20,299 million, equivalent to 5.3 percent of GDP, 14.0 percentage points higher than the programmed deficit of GH¢17,806 million, equivalent to 4.6 percent of GDP.
131. Mr. Speaker, the Overall Budget Balance was financed from both domestic and external sources. Given the tightness of the external financial conditions, Government had to resort more to domestic financing, including drawdown in



Government deposits at the Central Bank, domestic market operations and other sources of domestic financing. Total Domestic Financing amounted to GH¢44,898 million, equivalent to 11.7 percent of GDP, and constituted 99.9 percent of the total financing. Foreign financing amounted to GH¢31.2 million, 0.01 percent of GDP, against a target of GH¢18,462 million or 4.8 percent of GDP, and constituted 0.1 percent of the total financing for the period, as shown in Table 10.

Table 10: 2020 Jan-Dec Fiscal Performance - Financing

S/N	Indicators (GH¢ million)	Jan-Dec 2019	Jan-Dec 2020				
		Prov. Outturn	Budget	Rev. Budget	Prov. Outturn	Dev (%)	y/y (%)
1	Total Financing	16,892	18,881	44,074	44,898	1.9	165.8
	<i>% of GDP</i>	<i>4.8</i>	<i>4.7</i>	<i>11.4</i>	<i>11.7</i>		
2	Foreign Financing	5,041	10,619	18,462	31.2	-99.8	-99.4
	<i>% of GDP</i>	<i>1.4</i>	<i>2.7</i>	<i>4.8</i>	<i>0.01</i>		
3	Domestic Financing	11,851	8,262	25,612	44,867	75.2	279
	<i>% of GDP</i>	<i>3.4</i>	<i>2.1</i>	<i>6.6</i>	<i>11.7</i>		
4	Primary Balance	2,877	2,811	-17,806	-20,299	14.0	-805
	<i>% of GDP</i>	<i>0.8</i>	<i>0.7</i>	<i>-4.6</i>	<i>-5.3</i>		
5	Nominal GDP	349,480	398,048	385,378	383,305		

Source: MoF

Petroleum Receipts and Utilisation in 2020

132. Mr. Speaker, total crude oil production in 2020 was 66.91 million barrels of which Greater Jubilee output was 30.42 million barrels, Tweneboa-Enyenra-Ntomme (TEN) was 17.80 million barrels, and Sankofa-Gye Nyame (SGN) was 18.68 million barrels. This compares to 71.4 million barrels (31.91 million barrels from Jubilee field, 22.32 million barrels from TEN field, and 17.21 million from SGN field) for the same period last year. The average daily oil production was 1.5 percent above target, that is 182,914 barrels against an annualised target of 180,150 barrels.
133. Mr. Speaker, out of the total crude oil production achieved for 2020 of 66.91 MMbbls, 11,797,227 barrels, made up of 5,871,303 barrels from the Jubilee field, 3,979,884 barrels from TEN field and 1,946,040 barrels from SGN field was lifted by the Ghana National Petroleum Corporation (GNPC) on behalf of the state.
134. Mr. Speaker, total receipts from crude oil liftings only for the period up to December 2020 was US\$496.29 million (GH¢2,757.32 million), which comprised of twelve liftings including the 53rd to 57th Jubilee liftings, 14th to 17th TEN lifting (14th TEN was lifted in 15th December 2019 but lifting proceeds received in January 2020) as well as the 4th to 6th SGN liftings as shown in Table 11.



135. A total of 88,418.88 MMscf of gas was delivered for power generation and non-power gas users in 2020, of which 56,459 MMscf was from SGN, 26,415 MMscf from Greater Jubilee and 5,545 MMscf from TEN field. This translates to an average daily gas export of 241.8 MMscf compared to the annualised daily target of 220 MMscf which is 9.91 percent above target. GNPC transported a total of 26,414.88 MMscf of gas from the Jubilee field to the Ghana National Gas Company (GNGC) for power generation. An additional 56,459.26 MMscf of gas was transported from the SGN Field to power producers via the Onshore Receiving Facility (ORF) for power generation as well.

Table 11: Details of Crude Oil Proceeds on Lifting Basis for Jan. – Dec., 2020

Item	Unit	JUBILEE				
		1st Qtr	2nd Qtr	3rd Qtr		4th Qtr
		53rd Lifting	54th Lifting	55th Lifting	56th Lifting	57th Lifting
Date of Lifting	dd/mm/yy	4 February 2020	4 April 2020	23 June 2020	28 August 2020	7 October 2020
Receipt Date	dd/mm/yy	5 March 2020	5 May 2020	23 July 2020	28 September 2020	6 November 2020
Volume of lift	barrels	951,954.00	992,896.00	994,324.00	951,586.00	946,755.00
Selling Price	US\$	56.274	12.242	41.775	41.689	39.51
Pricing Option Fees	US\$	0.08	0.08	0.08	0.08	0.08
Value of Lift	US\$	53,646,416	12,234,465	41,617,431	39,746,796	37,482,030
Item	Unit	TEN				
		1st Qtr		3rd Qtr	4th Qtr	
		14th Lifting	15th Lifting	16th Lifting	17th Lifting	
Date of Lifting	dd/mm/yy	15 December 2019	26 February 2020	22 June 2020	27 September 2020	
Receipt Date	dd/mm/yy	14 January 2020	27 March 2020	21 July 2020	27 October 2020	
Volume of lift	barrels	945,931.00	994,801.00	994,018.00	994,389.00	
Selling Price	US\$	63.075	50.802	36.228	39.124	
Pricing Option Fees	US\$	0.05	0	0	0	
Value of Lift	US\$	59,711,894	50,537,880	36,011,284	38,904,475	
	GH¢	330,600,874	274,819,940	204,234,397	222,047,292	
Item	Unit	SANKOFA			TOTAL	
		1st Qtr	3rd Qtr	4th Qtr		
		4th Lifting	5th Lifting	6th Lifting		
Date of Lifting	dd/mm/yy	16 January 2020	7 June 2020	27 September 2020		
Receipt Date	dd/mm/yy	14 February 2020	8 July 2020	27 October 2020		
Volume of lift	barrels	950,046.00	949,296.00	949,033.00	11,615,029	
Selling Price	US\$	62.264	32.142	38.6	42.81	
Pricing Option Fees		0	0.05	0.05		
Value of Lift	US\$	59,153,664	30,559,737	36,680,125	496,286,198	
	GH¢	313,372,451	173,209,532	209,351,816	2,757,321,614	

Source: MoF & BoG

136. Total petroleum receipts (i.e. proceeds from liftings and other petroleum receipts) as at December 2020, was US\$666.39 million (GH¢3,838.54 million), as shown in Table 12. This compares with the receipts of US\$937.58 million (GH¢4,899.91 million) in the same period in 2019.



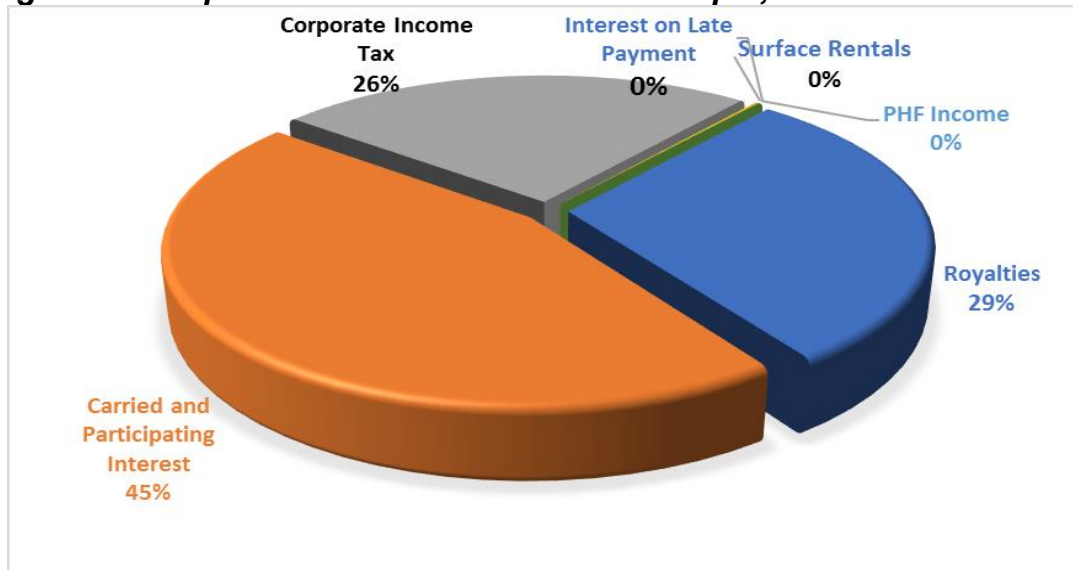
Table 12: Sources of Petroleum Receipts, January-December 2020 (Mn)

No.	ITEM	UNIT	JUBILEE	TEN	SGN	OTHER RECEIPTS	TOTAL
1	Royalties	US\$Mn	51.43	48.09	95.83	0	195.36
2	Carried and Participating Interest	US\$Mn	133.30	137.07	30.56	0	300.93
3	Corporate Income Tax	US\$Mn	0	0	0	168.77	168.77
4	Surface Rentals	US\$Mn	0	0	0	0.93	0.93
5	PHF Income	US\$Mn	0	0	0	0.23	0.23
6	Interest on Late Payment	US\$Mn	0	0	0	0.18	0.18
7	Total Petroleum	US\$Mn	184.73	185.17	126.39	170.10	666.39
8	Receipts	GH¢	1,064.07	1,066.59	728.05	978.84	3,837.54

Source: MoF & BoG

137. The share of Carried and Participating Interest of total crude oil receipts, as at December 2020, decreased to 45.16 percent from 53.97 percent for the same period in 2019. Royalties increased to 29.32 percent from 25.26 percent for the same period 2019. Corporate Income Tax increased to 25.33 percent from 20.39 percent for the same period 2019.
138. Mr. Speaker, there were no receipts from gas royalties as at December 2020. Surface Rentals, PHF Interest and Interest on late payments made up the remaining 0.19 percent, a decrease from 0.39 percent in the comparative period as shown in Figure 2.

Figure 2: Composition of Total Petroleum Receipts, 2020



Source: MoF & BoG



139. Mr. Speaker, actual petroleum receipts of US\$666.39 million for the period up to December 2020, is lower than the realized receipts of US\$937.58 million (i.e. a decline of US\$271.19 million) for the same period in 2019, as shown in Table 13.
140. The decline in receipts was mainly as a result of a lower average achieved crude oil price of US\$43.10, compared to US\$63.19 in 2019. This was mainly due to the impact of COVID-19 pandemic which adversely affected crude oil production and price.

Table 13: Analysis of Petroleum Receipts (2017 to 2020)

No.	Item	Unit	2017	2018	2019	2020	Deviation (2020 & 2019)
1	Royalties	US\$Mn	135.9	265.6	236.8	195.4	-41.4
2	Jubilee	US\$Mn	84.3	112.3	104.0	51.4	-52.6
3	TEN	US\$Mn	51.6	90.3	62.8	48.1	-14.7
4	SGN	US\$Mn	0.0	63.0	70.0	95.8	25.8
5	Carried and Participating Interest	US\$Mn	365.4	548.3	506.0	300.9	-205.1
6	Jubilee	US\$Mn	218.4	291.1	269.5	133.3	-136.2
7	TEN	US\$Mn	147.1	257.2	179.0	137.1	-41.9
8	SGN	US\$Mn	0.0	0.0	57.5	30.6	-26.9
9	Surface Rentals	US\$Mn	1.4	0.9	1.1	0.9	-0.2
10	Corporate Income Tax	US\$Mn	52.2	160.6	191.1	168.8	-22.4
11	PHF income	US\$Mn	0.4	1.6	2.6	0.2	-2.3
12	Gas Royalties	US\$Mn	0.0	0.0	0.0	0.0	0.0
13	Gas Carried and Participating Interest	US\$Mn	0.0	0.0	0.0	0.0	0.0
14	Interest on Late Payment	US\$Mn	0.0	0.0	0.0	0.2	0.18
15	Total Petroleum	US\$Mn	555.3	977.1	937.6	666.4	-271.2
16	Receipts	GH¢	2,452.2	4,709.7	5,188.3	3,838.5	-1,349.8

Source: MoF & BoG

141. Mr. Speaker, PRMA requires that not more than 70 percent of Government’s net petroleum receipts is designated as ABFA and not less than 30 percent designated as Ghana Petroleum Funds (GPFs). Out of the amount transferred into the GPFs, the Ghana Heritage Fund (GHF) received not less than 30 percent, with the rest transferred into the Ghana Stabilisation Fund (GSF).
142. Mr. Speaker, the 2020 petroleum receipts were distributed based on the provisions of the PRMA (as amended). Out of the total petroleum receipts of US\$666.39 million for the year 2020, US\$638.64 million was distributed in line with the provisions of the PRMA. Of the amount distributed, the national oil company, GNPC, was allocated a total of US\$198.65 million, made up of Equity Financing Cost of US\$154.82 million and GNPC’s share of the net Carried and Participating Interest of US\$43.83 million as shown in Table 14.



Table 14: Distribution of January-December 2020 Petroleum Receipts

No	Item	Unit	Jul 53rd	Jul 54th	Jul 55th	Jul 56th	Jul 57th	TEN 14th	
			22-Apr-20	3-Jun-20	3-Sep-20	27-Oct-20	3-Dec-20	4-Mar-20	
1	Transfer to GNPC	US\$ Mn	20.25	7.67	29.75	19.49	14.79	25.64	
1.1	o/w Equity Financing cost	US\$ Mn	12.33	7.17	29.63	15.56	9.54	17.68	
1.2	o/w Crude oil Net Carried and Participation Interest	US\$ Mn	7.91	0.50	0.12	3.94	5.25	7.96	
2	ABFA and GPFs (GoG Net Receipts for Distribution to:	US\$ Mn	33.40	40.15	11.90	23.22	22.69	84.91	
2.1	o/w ABFA	US\$ Mn	23.38	28.11	8.33	16.26	-	59.44	
2.2	o/w GPF's	US\$ Mn	10.02	12.05	3.57	6.97	22.69	25.47	
2.2.1	o/w GSF	US\$ Mn	7.01	8.43	2.50	4.88	15.88	17.83	
2.2.2	o/w GHF	US\$ Mn	3.01	3.61	1.07	2.09	6.81	7.64	
3	Total Payments	US\$ Mn	53.65	47.82	41.65	42.72	37.48	110.55	
		GH¢	309.01	275.45	239.92	246.07	215.90	636.78	
No	Item	Unit	TEN 15th	TEN 16th	TEN 17th	SGN 4th	SGN 5th	SGN 6th	TOTAL
			22-Apr-20	11-Aug-20	25-Nov-20	3-Apr-20	29-Jul-20	2-Dec-20	
1	Transfer to GNPC	US\$ Mn	26.86	17.65	18.85	0.00	17.70	0.00	198.65
1.1	o/w Equity Financing cost	US\$ Mn	22.34	13.79	14.58	0.00	12.19	0.00	154.82
1.1.2	o/w Crude oil Net Carried and Participation Interest	US\$ Mn	4.52	3.86	4.27	0.00	5.51	0.00	43.83
2	ABFA and GPFs (GoG Net Receipts for Distribution to:	US\$ Mn	23.90	20.45	32.97	59.79	13.97	72.63	439.99
2.1	o/w ABFA	US\$ Mn	16.73	14.32	23.08	41.86	9.78	32.11	273.38
2.2	o/w GPF's	US\$ Mn	7.17	6.14	9.89	17.94	4.19	40.52	166.61
2.2.1	o/w GSF	US\$ Mn	5.02	4.30	6.92	12.56	2.93	28.36	116.63
2.2.2	o/w GHF	US\$ Mn	2.15	1.84	2.97	5.38	1.26	12.16	49.98
3	Total Payments	US\$ Mn	50.76	38.10	51.82	59.79	31.67	72.63	638.64
		GH¢	292.40	219.48	298.50	344.43	182.42	418.35	3,678.71

Source: MoF & BoG

143. Mr. Speaker, of the net amount of US\$439.99 million due to Government, the ABFA received a total of US\$273.38 million, while the GPFs received US\$166.61



million. The GPFs were distributed to the GSF (US\$116.63 million) and the GHF (US\$49.98 million), in the ratio of 7:3 in conformity with the PRMA.

ABFA Allocation and Utilisation

144. The ABFA allocations were made in line with Section 21(4) of the PRMA, which requires that at least 70.0 percent of ABFA is used to fund public investment expenditures. Consequently, the total revised allocation of GH¢1,656.19 million for ABFA includes an amount of GH¢1,159.33 million for Capex and an amount of GH¢496.86 million for Goods & Services. The 2020 revised ABFA allocation is 33.66 percent lower than the 2019 ABFA allocation of GH¢2,496.43 million on account of oil price volatilities, and the associated effects of the COVID-19 pandemic in 2020.
145. Mr Speaker, in terms of actual utilisation, Government funded ABFA activities from 2020 ABFA inflows, accumulated unutilised balances from 2017-2019, and resources from the Treasury Main to mitigate shortfalls in ABFA receipts resulting from the impact of Covid-19 pandemic. The details of the accumulated unutilised balances from 2017-2019 of GH¢1,479.9 million is shown in Table 15. Out of the accumulated unutilised balance, an amount of GH¢471.59 was transferred to the Road Fund to reduce the Fund’s indebtedness to road contractors and creditor banks to avoid payment of interest on delayed payments.

Table 15: Breakdown of ABFA Unutilised balances from 2017-2019

No	Date of posting	Details	GH¢
1	18-Jan	2017 Unutilised Amount	400.91
2	19-Jan	2018 Unutilised Amount	251.38
3	20-Jan	2019 Unutilised Amount	827.60
4	Total Unutilised balances		1,479.90

Source: MoF

146. The total petroleum receipts utilised for ABFA priority areas in the 2020 Financial year amounted to GH¢2,771.1 million (Table 15 and 16) comprising:
- 2020 actual ABFA inflow of GH¢1,514.8 million;
 - GH¢1,008.3 million of accumulated ABFA balance from 2017 to 2019; and
 - GH¢248.02 million from Treasury main account to partly augment ABFA spending to make up for shortfalls in ABFA as a result of lower petroleum prices reflecting the impact of Covid-19 pandemic.
147. The total ABFA balances of GH¢1,479.9 million was fully utilised in 2020 as follows:
- GH¢471.59 million transferred to the Road Fund to reduce the Fund’s indebtedness to road contractors and creditor banks to avoid payment of interest on delayed payments;
 - Gh¢180.7 million utilized under the Ministry of Roads and Highways for roads infrastructure;
 - GH¢827.60 million, utilized to partially meet the shortfall in ABFA receipts caused by the impact of the COVID-19 pandemic and its associated effects on crude oil prices globally. This could not be reported in the 2019 Annual Report because the transaction was yet to be finalised.
148. The Total ABFA utilization for 2020 was in excess of the Revised ABFA Budget Programme by an amount of GH¢1,114.93 million mainly on account of the use



of the accumulated balance from 2017-2019 as well as an amount of GH¢248.02 million from the Treasury Main Account to settle payments to contractors in order to reduce the impact of the revision to the budget programme due mainly to the revision of production volumes and reduction in crude oil prices as a result of the impact of COVID-19 pandemic. Table 17 provides a summary of utilisation of ABFA by the priority areas. Details of the projects that benefited from the ABFA allocation for the period under review can be found in the appendices of the Annual Report on the Petroleum Funds for 2020.

Table 16: ABFA Amount Spent in 2020

No.	Item	Amount GhsMn
1	2020 Actual ABFA Inflow	1,514.80
2	Accumulated Unutilised balances from 2017 to 2019	1,008.31
3	Amount from Treasury Main to Augment ABFA Spending as a result of shortfalls in ABFA due to Covid-19 impact	248.02
3	Total	2,771.12
4	Accumulated Unutilised Balance Transferred to Road Fund	471.59

Table 17: 2020 ABFA Utilisation by Priority Areas (Gh¢Mn)

S/N	Priority Area	2020 Revised Budget	Actual Utilisation	Deviation	
				Gh¢Mn	%
1	Agriculture	112.87	79.02	-33.85	-30.0
2	Education and Health Service Delivery	567.96	698.24	130.28	22.9
3	Roads, Rail and Other Critical Infrastructure	925.47	1,958.97	1,033.50	111.7
4	Industrial Development	46.80	31.80	-15.00	-32.1
	Sub-Total	1,653.10	2,768.03	1,114.93	67.4
5	Public Interest and Accountability Committee (PIAC)	3.09	3.09	0.00	0.0
	Total	1,656.19	2,771.12	1,114.93	67.3

Source: MoF

Public Debt Developments for 2020

149. Mr Speaker, the provisional nominal debt stock as at end-December 2020 stood at GH¢291,614.5 million (US\$50,829.6 million), representing 76.1 percent of GDP. This ratio includes the financial and energy sector bailouts. Excluding the Financial Sector Bailout, the nominal debt stock as percentage of GDP falls to 71.5 percent.
150. The increase was mainly as a result of a Eurobond issuance in February 2020, COVID-19 pandemic effect, crystallization of contingent liabilities in the energy and financial sectors, and lower than expected GDP growth.



151. It is important to note that the main drivers of nominal public debt are real GDP growth, price effects (interest rates and exchange rates), primary balance and materialisation of contingent liabilities.
152. All these factors played at different levels in 2020. The GDP growth declined significantly to one of the lowest in Ghana’s modern time history. The 91-day Treasury Bill rate had been stable for four consecutive years and maintained stability in 2020 despite risk from the COVID-19 pandemic and the election year cycle. Exchange rate depreciation exhibited one of the best runs in an election year and under an external economic crisis. The primary balance, which had been in a surplus for 3 consecutive years since 2017, experienced a negative position due to the COVID-19 effect and this negatively added to debt accumulation. Similarly, materialization of the contingent liabilities in the energy and financial sector still posed a challenge to debt management in 2020.
153. Following from above, the composition of the total debt stock was made up of a provisional amount of GH¢141,780.60 million (US\$24,712.94 million) and GH¢149,833.89 million (US\$26,116.66 million) for external and domestic debt, respectively, which correspondingly accounted for 48.6 percent and 51.4 percent of the total.
154. As a percentage of GDP, external and domestic debt represented 37.0 percent and 39.1 percent, respectively.

The COVID-19 pandemic and the Debt Service Suspension Initiative (DSSI)

155. Mr. Speaker, as at March 2020, it was clear that the COVID-19 pandemic had become more than a health problem and had resulted in an economic downturn with an estimated 100 million people at risk of falling into extreme poverty.
156. As a result, the World Bank and the IMF encouraged the G20 countries to establish the Debt Service Suspension Initiative (DSSI) on 1st May, 2020. The details of the initiative allowed a grace period of one year for the suspension of bilateral debt service payments and a repayment period of 3 years. At the time, there were 73 eligible countries, including Ghana.
157. Due to the continued wave of the pandemic, the 2020 deadline for the debt suspension was extended to June 2021. This was done in November 2020 when the G20 and the Paris Club agreed on the Common Framework for debt treatments beyond the DSSI as an addendum to the April 2020 Term Sheet. The repayment period was also extended from 3 to 5 years.
158. This new instrument to handle debt vulnerabilities is on a case-by-case basis and, therefore, more targeted to individual low income countries with significant debt burdens.



2020 Eurobond Issuance

159. Mr. Speaker, on 23rd December, 2019, this Honourable House gave approval for the 2020 International Capital Market Funding Programme for an amount up to US\$3.0 billion to finance growth-oriented expenditures (including the restructuring of the energy sector) and to conduct liability management on both external and domestic debt.
160. Following from this, in early February 2020, Ghana entered the international capital market with a second benchmark triple-tranche issuance. This followed the successful first issuance executed in March 2019.
161. The tri-tranche was made up of 6-year, 14-year, and 41-year tranches. As a result of the three consecutive years of fiscal consolidation and growth, investor sentiments were high for Ghana and showed in the large order book and strong demand by investors.
162. The final results were US\$1.25 billion for the 6-year tranche, US\$1.0 billion for 14-year tranche, and US\$750 million for 41-year tranche at coupon rates of 6.375 percent, 7.875 percent, and 8.750 percent, respectively.
163. Mr. Speaker, this phenomenal Eurobond issuance represented many landmark successes in Ghana, Sub-Saharan Africa, and Africa as a whole. Despite concerns over the COVID-19 Pandemic, and its potential adverse impact on market conditions for emerging market credits, the order book was five times oversubscribed. This was the second tri-tranche in Ghana’s history.
164. In particular, the 6-year tranche attracted the lowest coupon rate in Ghana’s Eurobond history, while the 14-year tranche was the longest tenor-dated bond in Sub-Saharan Africa. Moreover, the 40-year tranche was the largest longer tenor-dated bond on the entire African continent.
165. Mr. Speaker, on liability management in 2020, a tender offer was conducted to buyback a portion of the 2023 outstanding Eurobond of US\$523.05 million. The remaining US\$476.95 million portion of the Eurobond proceeds was used to conduct further liability management operations on the domestic market.

Update on the 2020 Medium-Term Debt Management Strategy (MTDS)

166. Mr. Speaker, a main objective of Ghana’s debt management strategy is to ensure that the financing needs of Government are met on a timely basis at low borrowing costs and prudent degree of risk. A second objective is the development of the domestic debt market.
167. Consistent with the 2020 fiscal framework, the 2020 MTDS was designed to support fiscal consolidation and growth, while taking cognisance of the cost of debt and minimising refinancing risks in the public debt portfolio. This was in fulfilment of Section 59 of the Public Financial Management Act, 2016 (Act 921).



168. Mr. Speaker, the strategy included issuances on the international capital market, as well as concessional and non-concessional borrowing. On domestic debt, the strategy envisaged issuances/reopenings of medium-term and long-term instruments and the refinancing of some maturing T-Bills and bonds.

169. However, the impact of the COVID-19 pandemic significantly changed the financing conditions in the country, as gross financing requirements increased with the reduction in domestic revenue. This necessitated the need for financing from the IMF Rapid Credit Facility (RCF), Bank of Ghana Asset Purchase Programme, and also funding from the World Bank and African Development Bank.

Update on the 2020 Public Debt Sustainability Analysis (DSA)

170. Mr. Speaker, during the 2020 Mid-Year Review of the Budget Statement, a COVID DSA was conducted for Ghana to assess the impact of the pandemic on debt sustainability. As at the end of the year, the debt-to-GDP ratio had increased due to unforeseen contingent liabilities that accumulated from 2018 to 2020 and the COVID-19 pandemic impact. Specifically, the financial sector clean-up costs (about 4.6 percent of GDP) and the materialization of contingent liabilities in the energy sector (about 1.8 percent of GDP) in 2018 and 2019 brought off-balance sheet liabilities onto the debt stock.

171. COVID-19 aggravated the situation in 2020 and, together with the Financial Sector Bailout and the Energy Sector IPP payments, resulted in the debt-to-GDP ratio exceeding the ECOWAS threshold of 70 percent at the end of the year.

172. Mr. Speaker, the results of the 2020 updated DSA show that both Ghana’s external and total public debt stocks were high but sustainable, and remained unchanged from the results of the previous 2019 DSA, which was included in the 2020 Budget. The shocks from the COVID-19 pandemic (i.e. fall in oil prices, decline in trade volumes, and lower non-commodity growth) are expected to widen current account and fiscal deficits over the medium-term, resulting in a higher debt path in 2020 compared to the projections from the 2019 DSA.

173. Nevertheless, fiscal costs, including those from the pandemic response and measures to support economic activities, as well as a more prolonged pandemic-related crisis, could have a tremendous impact on debt sustainability.

Ghana’s Credit Rating Experience

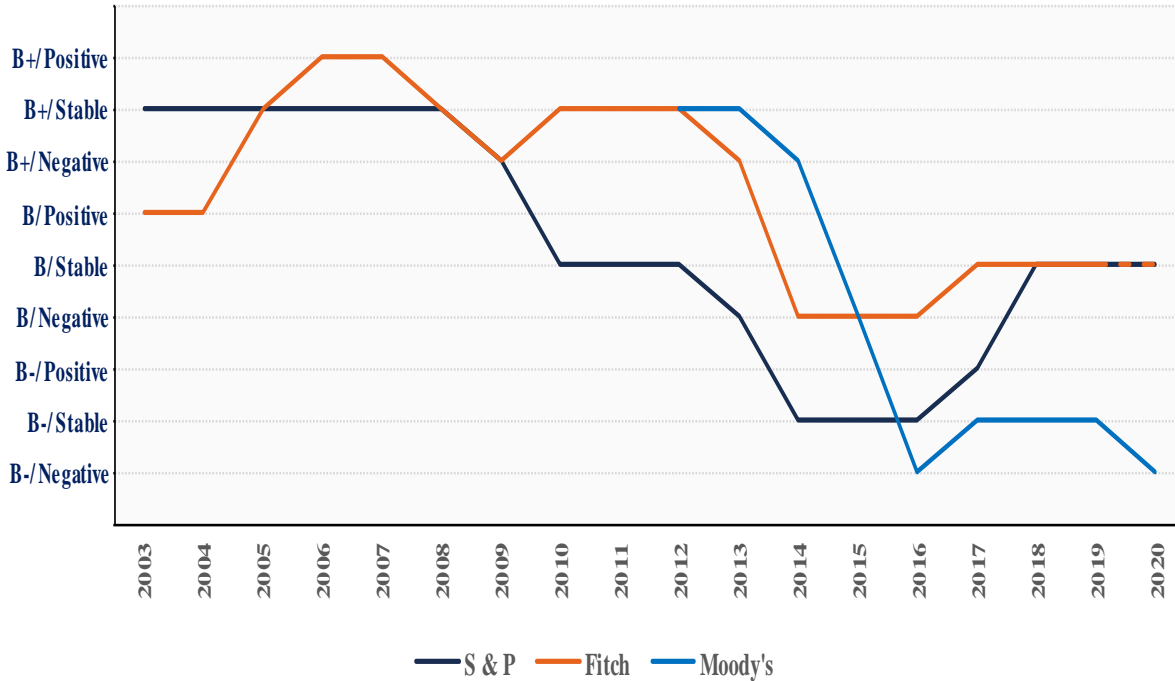
174. Mr. Speaker, Ghana commenced her first ever credit ratings in 2003. Currently, the country is rated by the three key rating agencies — Fitch Rating Services, Standard & Poor’s (S&P), and Moody’s Investor Services.

175. Ghana’s credit ratings performance has been mixed since 2003. After improving in the scores up to 2008, Ghana suffered a number of consistent downgrades



until 2016. Starting from 2017, Ghana achieved significant credit rating upgrades from all three rating agencies as exhibited in Figure 3.

Figure 3: Ghana’s Credit Ratings (2003 - 2020)



Source: MoF

Developments in Ghana’s Ratings for 2020

- 176. Mr. Speaker, for the year 2020, seven rating actions were conducted on Ghana with mixed results. In January 2020, Moody’s affirmed Ghana’s long-term issuer and senior unsecured bond ratings at **B3 and changed the outlook from stable to positive**. A month later, S&P also assessed Ghana and maintained the country’s rating of **B with a Stable outlook**.
- 177. However, the advent of the novel Coronavirus impacted ratings negatively. On 20th April, 2020, Moody’s affirmed Ghana’s **B3 ratings** but changed the outlook from positive to **negative**. Fitch, on 21st April, 2020, affirmed Ghana’s Long-Term Foreign-Currency Issuer Default Rating (IDR) at **B** and maintained its outlook at **stable**. S&P, on 29th April, 2020, affirmed Ghana’s ratings at **B** and changed the outlook from stable to **negative**.
- 178. The mixed credit rating review results were not peculiar to Ghana. Several countries, including South Africa, Nigeria, Angola, Mauritius, and the UK, were either downgraded or suffered worsening outlook during the reporting period.
- 179. On 11th September, 2020, S&P Global Ratings lowered Ghana's long-term foreign and local currency sovereign credit ratings to **B-** from **B** and affirmed its



B short-term ratings. However, S&P adjudged the outlook to be **stable**. The reason for the ratings downgrade was because of the elevation in fiscal policy stance taken by Government in order to save lives and provide relief to many Ghanaians severely impacted by the pandemic. On 15th October, 2020, Fitch upon a successful review mission affirmed Ghana’s Long-Term Foreign-Currency Issuer Default Rating (IDR) at **B** and maintained its outlook at **stable**. Fitch in their report noted with satisfaction the retracement steps outlined by Government in addressing fiscal whiplash brought about by the pandemic. Table 18 presents all the rating actions conducted on Ghana in 2020.

Table 18: Rating Actions Conducted on Ghana in 2020

Rating Agency	Publication	Rating Outcome	Outlook	Rating Action
Moody’s	24 th January 2020	B3	Positive	Ghana’s long-term issuer & senior unsecured bond ratings maintained at B3 and outlook changed from Stable to Positive
	20 th April, 2020	B3	Negative	Ghana’s long-term issuer & senior unsecured bond ratings maintained at B3 and outlook changed from Positive to Negative
S&P	Feb-20	B	Stable	Ghana’s long-term foreign & local currency sovereign credit ratings maintained at B with a Stable outlook
	29 th April 2020	B	Negative	Ghana’s long-term foreign & local currency sovereign credit ratings maintained at B and outlook changed from Stable to Negative
	11 th September 2020	B-	Stable	Ghana’s long-term foreign & local currency sovereign credit ratings changed to B- from B and affirmed its B short-term ratings. Outlook also revised to Stable .
Fitch	21 st April 2020	B	Stable	Ghana’s Long-Term Foreign-Currency Issuer Default Rating (IDR) maintained at B and outlook also maintained at Stable
	15 th October 2020	B	Stable	Affirmed Ghana’s Long-Term Foreign-Currency Issuer Default Rating (IDR) at B and maintained its outlook at Stable .

Source: MoF

Call for Suspension of Rating Actions during Pandemic

180. Mr. Speaker, in the wake of the swift downgrades that occurred especially at the peak of the pandemic, Sovereigns demanded of Rating Agencies to freeze actions during pandemic period. The notion for calling for rating freeze was that during such periods, economies face significant headwinds that negatively affect growth. As such, any rating downgrade elevates the situation as cost of capital increases and asset managers are forced to sell sovereign debt in some instances.



181. We anticipate that the post COVID-19 pandemic prospects look bright, as growth is expected to rebound and the deficit is expected to narrow significantly as well, as we near the completion of addressing the contingent liabilities that have confronted economic management since 2018.

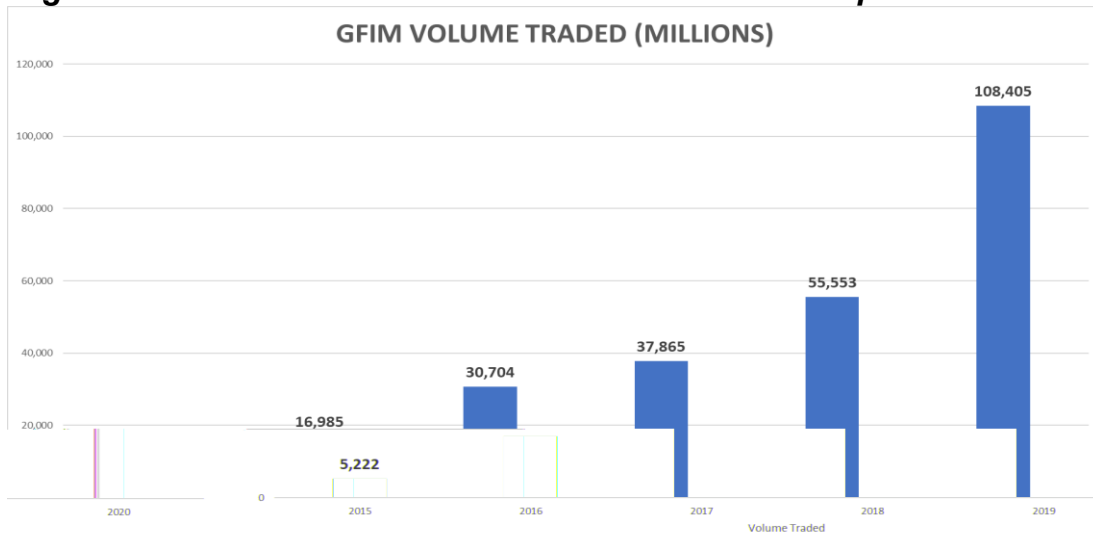
Credit Risk Assessment

182. Mr. Speaker, in 2020 ten (10) State-Owned Enterprises (SOEs) presented their requests to the Ministry of Finance for guarantees, “No Objection”, and on-lending facilities. A credit risk assessment was conducted on each entity to assess their fiscal risk to Government.
183. Eleven (11) Credit Risk Assessments (CRAs) were carried out. Seven (7) entities requested for a “No Objection” to borrow on their own books, two (2) requested for an on-lending facility from Government, one entity requested for Government guarantee, and finally, an entity requested for Government support.
184. As at end-December 2020, the eleven entities had been assessed to determine their credit worthiness. Each of the support extended was backed by the PFM Law, and for the entities that were identified to be high risk, a guarantee and on-lending fees were proposed to be charged as stipulated in the Law.

Ghana Fixed Income Market (GFIM) Performance in 2020

185. Mr. Speaker, the Ghana Fixed Income Market (GFIM) of the Ghana Stock Exchange (GSE) saw a record-setting year in volumes traded during 2020. The GFIM smashed the 100 billion glass ceiling for trade volumes during 2020, ending the year at 108.40 billion in trades, which was almost double the volume traded in 2019, as shown in Figure 4.

Figure 4: GSE Fixed Income Market Performance In Graphs



Source: Ghana Stock Exchange



186. The record trading on the bond market was fueled by attractive real returns on fixed income securities and increased liquidity with banks and fund managers.
187. Domestic investors accounted for 80.0 percent of trading on the market, up from 71.0 percent in 2019.
188. Liquidity jumped to 82.0 percent at the end of 2020 compared to 68.0 percent at the end of 2019. Cumulatively, as at end-December 2020, the market had traded 254.71 billion of fixed income securities since inception in 2015.
189. Aside Government of Ghana, there were nine (9) issuers of corporate bonds with a total outstanding value of GH¢9.85 billion at the end of 2020, up by 36.5 percent from the end of 2019.
190. The market has facilitated the raising of GH¢10.23 billion in corporate bonds since inception, with Daakye Trust Plc raising GH¢1.39 billion during 2020.
191. Ghana saw the biggest improvement on the Absa Africa Financial Markets Index, 2020 (a benchmark for robust, accessible and transparent financial markets in Africa), climbing 7 places to number 6 out of 23 ranked financial markets.
192. Ghana’s introduction of the mandatory Global Master Repurchase Agreement (GMRA) for repos and firmer rules to enforce close-out netting, resulted in the impressive ranking on the index.

Equity Market Performance in 2020

193. Mr. Speaker, the Ghana Stock Exchange’s (GSE’s) equity market recorded one of its most successful years in terms of volume and value traded. The volume traded of 695 million shares was the second highest in the Exchange’s 30-year history, while the value traded of GH¢575 million was the third highest.
194. The GSE Composite Index, however, recorded its third consecutive year of losses, closing the year down by 14.0 percent, despite the rally in share prices during the last quarter of 2020. The GSE Financial Stock Index also closed down by 11.7 percent. Total market capitalisation at the end of the year was GH¢54,374.9 million, down by 4.3 percent on the 2019 close.
195. Trading on the stock exchange was dominated by stocks from the ICT and banking sectors, accounting for 91.5 percent and 85.1 percent of volumes and values traded, respectively. Foreign investors continued to dominate trading on the equities market, accounting for 88.9 percent and 85.9 percent of volume and value traded, respectively.



Financial Sector Development

Update on the Financial Sector Bailout

196. Mr. Speaker, Government has been working to complete the bailout of the asset management industry through the provision of a bailout package for investors of the failed Asset Management Companies (AMCs). The Securities and Exchange Commission (SEC), on 8th November, 2019, revoked the licenses of 53 fund managers in its quest to build resilience, protect investors, and restore confidence in the domestic capital markets. Three of these firms have had their licenses restored leaving the number of revoked licenses at 50 AMCs. At the end of 2020, the official liquidator (The Registrar-General) had obtained a total of 30 liquidation orders from the courts. Three (3) of the AMCs, namely, Canal Capital, Energy Investment Limited, and Gold Rock Capital Management Limited did not have any claims against them, leaving the number of AMCs with claims at 47.
197. Mr. Speaker, an amount of GH¢8.5 billion was estimated by SEC to help pay investors of the failed AMCs. Out of this, this august House approved an amount of GH¢3.1 billion in the 2020 Mid-Year Budget. At the end of December 2020, Government had provided an amount of GH¢3.415 billion for the payment of validated claims to investors of 30 AMCs for which liquidation orders were obtained. This amount was in a combination of a 3-year marketable bond of GH¢2.5 billion and a 5-year zero coupon bond of GH¢915 million.
198. Mr. Speaker, out of the total amount provided by the Government, an amount of GH¢1.4 billion was used to provide a partial bailout of GH¢50,000 each to investors of the remaining 17 AMCs for which liquidation orders are pending at the courts. This intervention was on social and humanitarian grounds to provide relief for investors who had gone a year without any payments. The bailout is ongoing to fully settle 86 percent of the claimants, including 89 percent of individuals below 60 years and 82 percent of those over 60 years of age.
199. Mr. Speaker, the bailout of the asset management industry is being managed in a structured 2-tier open-ended mutual fund (the Amalgamated Fund Ghana) by GCB Capital Limited. Tier-1 is made up of short-term securities and provides immediate liquidity to investors, while Tier-2 is made up of medium-term and long-term securities.

Banking Sector Performance in 2020

200. Mr. Speaker, with the interventions in the financial sector so far, the banking sector is now well-capitalized, liquid, and profitable, with strong buffers to support the post-COVID-19 economic recovery process. Broadly, the industry managed the first wave of the COVID-19 pandemic on the back of strong policy supports and regulatory reliefs put in place by the Bank of Ghana. These included a cut in the policy rate by 150 basis points to 14.5 percent, reduction in the Capital Adequacy Ratio (CAR) from 13 percent to 11.5 percent, and reduction in primary reserves ratio by 200 basis points for banks, Specialized Deposit-taking



Institutions (SDIs), Rural and Community Banks (RCBs), and Micro-Finance Institutions (MFIs) to increase liquidity in the banking system.

201. These reliefs enabled banks to cushion businesses and customers severely impacted by the pandemic through loan restructuring and repayment moratoriums. Total outstanding loans restructured by banks as at end-December 2020 was GH¢4.5 billion, equivalent to about 9.4 percent of total banking sector loans.
202. In terms of performance, banking sector assets grew strongly in 2020, albeit lower than 2019, underpinned by higher growth in deposits and shareholders’ funds and a strong rebound in profit growth during the second half of the year. Total assets of the banking sector increased to GH¢149.3 billion (15.8 percent year-on-year growth) in December 2020 from GH¢129.0 billion in December 2019 (22.7 percent year-on-year growth) as total deposits grew by 24.4 percent to GH¢103.8 billion as at end-December 2020, marginally higher than the 22.2 percent growth a year earlier. Cost control measures during the second half of the year and increased investment income (particularly on long-term investments) contributed to a decent profit-after-tax growth of 27.9 percent in 2020 compared with a growth rate of 38.3 percent in 2019.
203. The strong growth in assets reflected in new advances and investments. New loans and advances in 2020 amounted to GH¢34.4 billion, 15.8 percent higher than the GH¢29.7 billion recorded in the previous year. However, weak credit demand on account of the pandemic, as well as increased repayments, offset the increase in new loans and advances during the period under review, and culminated in a decline in growth in gross loans and advances from 23.8 percent in December 2019 to 5.8 percent in December 2020. Investments grew strongly by 33.4 percent to GH¢64.4 billion in December 2020 compared with 26.6 percent a year ago.
204. The financial soundness indicators of the banking sector remained broadly positive during the year. Liquidity and efficiency indicators were strong. The solvency position, measured by the industry average capital adequacy ratio of 19.8 percent, was well above the regulatory minimum. The initial decline in asset quality during the first half of the year, which reflected the pandemic-induced repayment challenges, improved by year-end. Accordingly, the Non-Performing Loans (NPL) ratio, which increased from 14.3 percent in December 2019 to 15.7 percent in June 2020, declined to 14.8 percent in December 2020, to reflect impact of the policy measures.

Progress on the Establishment of Domestic Credit Rating Agency (DCRA) in Ghana

205. Mr. Speaker, work on the establishment of a Domestic Credit Rating Agency (DCRA) in Ghana progressed steadily with the drafting of a business plan. Government has already secured funding for this project.



206. Mr. Speaker, when the DCRA becomes operational, information asymmetry among market participants will be reduced, and credit-culture, risk-based lending, and pricing of debt instruments will be promoted. The DCRA will specifically: promote market transparency and discipline; facilitate independent rating of regulated financial institutions and other corporate entities and issuers; facilitate investment decisions by helping investors achieve a balance in the risk return profile; and assist firms to access capital.

207. Mr. Speaker, given that this unprecedented market reform requires huge financial commitment, Government decided to champion its establishment and later relinquish its stake to private sector investors to further ensure its independence from Government. It is expected that the DCRA will be launched by September 2021.

Tax-Exemption on Capital Gains on Listed Securities

208. Mr. Speaker, Government is continuously making efforts to develop and deepen Ghana’s capital market. The reinstatement of tax exemptions on capital gains on listed companies has encouraged investors, particularly local and retail ones to actively participate in the market. In view of this positive development, Government has decided to make this tax-exempt initiative permanent.

209. Mr. Speaker, the exemption has been regularly renewed at each expiry date since 1990 (i.e., since the inception of the Exchange) until 2015 when it was taken off and brought back in 2016 after a number of engagements with market stakeholders. This became critical because it has attracted investment flows into the capital market and has made the market become competitive especially in the African region where capital gains tax exemption is in place in many markets, including Nigeria.

210. Mr. Speaker, the permanent extension will make Ghana’s capital market more attractive to investors and make Ghana the preferred investment destination. The current Ghana tax-exempt status on capital gains on listed securities will expire at the end of 2021. However, we believe that, retaining it permanently will help increase investment and develop the market.

Insurance Industry

Fire and Marine Insurance

211. Mr. Speaker, the recent unfortunate spate of markets being engulfed in fire across the country has brought to the fore the importance of Fire Insurance. These recent occurrences of fire in our markets has rendered our people jobless and exacerbated poverty levels in the country. Efforts are underway to ensure that in 2021 commercial places such as markets are properly insured. This will provide a safety net for the numerous Ghanaians who not only work in these commercial dwellings but to all of us who visit such places (i.e. markets, hospitals, hotels, or fuel stations).



212. Mr. Speaker, work to ensure easy verification of fire insurance at commercial places has been initiated and will continue in 2021. This will take the form of a digitised Fire Insurance certificate. Mr. Speaker, the digitisation of Fire Insurance will help ensure that in the unfortunate instance of a fire in a market, Insurance will be more easily accessible to provide a safety net to our relatives who work in the markets.
213. Mr. Speaker, globally, most countries have developed their insurance markets by making insurance on imports into their country mandatory. The recently passed Insurance Act of 2020, makes it mandatory that importation of goods into Ghana, that are not for personal use, should be insured by Ghanaian insurance companies. The benefit of this is that Ghanaian importers can easily make a claim if they suffer unfortunate loss. Under the auspices of the Ministries of Finance and Transport, a protocol has been signed between Ghana Revenue Authority, Ghana Shippers’ Authority, and the National Insurance Commission, which has modalities that will ensure that the law on compulsory insurance on imports into Ghana are adhered to. In addition to this, a database will be created that will ensure that implementation of the protocol is very efficient.

Promoting Insurance of Micro, Small, and Medium Enterprises (MSMEs)

214. Mr. Speaker, the insurance sector currently serves the micro and corporate insurance segments of the country reasonably well. However, the industry has not paid specific attention to the insurance of MSMEs, which employ about 2.6 million people and contribute over 70 percent of revenue generated by indigenous firms. The National Insurance Commission, under the auspices of the Ministry of Finance, is working on a strategy that will make insurance more easily accessible to MSMEs. Given that majority of businesses in Ghana are MSMEs, the provision of cover for these will ensure that a significant proportion of businesses in Ghana have a safety net.



SECTION FOUR: MEDIUM-TERM OBJECTIVES AND TARGETS

GOVERNMENT’S MEDIUM-TERM VISION AND OBJECTIVES

215. Mr. Speaker, the Medium-Term National Development Policy Framework (MTNDP)—Agenda for Jobs: Creating Prosperity and Opportunities for All (2018-2021) is expected to end in 2021 and will be replaced by a successor Plan to be ready in the second half of the year. The 2021 Budget is informed by the policy direction for the remaining duration of the MTNDP and the following:
- President’s Coordinated Programme of Economic and Social Development Programmes (2017-2024);
 - Ghana COVID-19 Alleviation, Revitalisation and Enterprise Support Programme (CARES);
 - Ghana Beyond Aid Agenda;
 - Public Financial Management Act, 2016 (Act 921) and its accompanying Regulations;
 - The 2020 Manifesto of the New Patriotic Party (NPP);
 - African Union Agenda 2063; and
 - UN Sustainable Development Goals (Agenda 2030).
216. Mr. Speaker, the vision in the President’s Coordinated Programme of Economic and Social Development (2017-2024) in the MTNDP Policy consistent with the President’s long-term vision outlined in the Ghana Beyond Aid Agenda, is a vision of using Ghana’s resources more efficiently to build a Wealthy, Inclusive, Sustainable, Empowered and Resilient (W.I.S.E.R) Ghana within a generation. As indicated in the 2020 Budget, this will be achieved through an accelerated economic transformation anchored on:
- Increased private sector inward investments in key sectors of the economy, including manufacturing, agriculture, and Information Communication Technology (ICT), and leveraging on the AfCFTA agreement;
 - Industrial Development, including establishment of vehicle assembly plants and the development of integrated bauxite, iron and steel industries;
 - Diversified productivity and high-value services;
 - Leveraging our strategic advantages to position Ghana as a gateway to business in West Africa and Africa;
 - Positioning Ghana as a hub for manufacturing, education, financial services, transportation and logistics, petroleum, and Aviation, among others;
 - Infrastructural Development, including Roads and Railways;
 - Operationalisation of Development Bank Ghana; and
 - Digitization of the Economy (eg. National ID, Digital Address System, Payment System Interoperability, E-Government Projects).



217. Government will continue to build strong macroeconomic fundamentals, sustain investments in productive infrastructure, develop a competitive world-class human capital base, promote an efficient well-capitalised financial sector, build a competitive business environment anchored on scientific and technological innovation, and pursue a robust social protection system that guarantees an acceptable standard of living for all, consistent with the Vision of the Ghana Beyond Aid and President’s Coordinated Programme.
218. The broad macroeconomic objectives to support our vision and development goals in the medium-term are:
- Restore and sustain macroeconomic stability with a focus on debt sustainability over the medium-term;
 - Revitalize and transform the economy through the implementation of the Ghana COVID-19 Alleviation, Revitalisation and Enterprise Support Programme (CARES) to ensure the socio-economic transformation that results in a modernized, competitive, and resilient economy to promote inclusive and sustainable growth;
 - Build a robust financial sector to support growth and development;
 - Provide a supportive private sector environment for entrepreneurship, domestic businesses and Foreign Direct Investment (FDI) to thrive; and
 - Deepen structural reforms to make the machinery of Government work more efficiently and effectively to support socio-economic transformation. In particular, implement reforms to increase revenue mobilization and the efficiency of public expenditures.
219. Mr. Speaker, the following priorities will be pursued in 2021:
- COVID-19 containment measures including vaccination;
 - Economic revitalization and transformation through the implementation of the GhanaCARES Programme whilst ensuring debt sustainability;
 - Consolidation and completion of existing programmes /projects to ensure value for money;
 - Creation of fiscal space for implementation of priority programmes /projects;
 - Creating and sustaining jobs;
 - Security; and
 - Entrepreneurship and wealth creation.
220. The key projects and programmes that will be implemented under the GhanaCARES Programme include:
- Support commercial farming and attract educated youth into commercial farming;
 - Build Ghana’s light manufacturing sector;



- Develop engineering/machine tools and ICT/digital economy industries.
- Fast track digitalization;
- Develop Ghana’s Housing & Construction Industry;
- Establish Ghana as a Regional Hub;
- Review/optimize implementation of Government Flagships and key programmes; and
- Establish the Development Bank of Ghana to finance the growth and development agenda under the GhanaCARES Programme;

2021 and Medium-Term Overall Macroeconomic Targets

221. Mr. Speaker, guided by the medium-term policy objectives, the following macroeconomic targets are set for the (2021-2024) medium-term:

- Overall Real GDP growth to average 5.0 percent;
- Non-Oil Real GDP to grow at an average of 4.9 percent;
- Inflation to be within the target band of 8±2 percent;
- Overall fiscal balance and primary balance to return to the Fiscal Responsibility Act threshold of fiscal deficit of 5 percent of GDP and positive primary balance by 2024; and
- Gross International Reserves to cover at least 4.0 months of imports.

222. Mr. Speaker, based on the overall macroeconomic objectives and the medium-term targets, the following macroeconomic targets are set for 2021:

- Overall Real GDP growth of 5.0 percent;
- Non-Oil Real GDP growth of 6.7 percent;
- End-period inflation of 8.0 percent;
- Fiscal deficit of 9.5 percent of GDP;
- Primary deficit of 1.3 percent of GDP; and
- Gross International Reserves to cover not less than 4.0 months of imports.

223. Mr. Speaker, I will now provide the detailed outlook in the Real, Fiscal, External and Monetary Sectors of the economy.

2021 AND MEDIUM-TERM REAL SECTOR OUTLOOK

Overall GDP Growth

224. Mr. Speaker, we expect a sharp recovery from the output slump of 2020, largely attributable to the COVID-19 pandemic. Interventions anticipated under GhanaCARES, Government’s blueprint for modernization and transformation, together with an expected roll-out of COVID-19 vaccines, lend justification to this optimistic outlook.



225. Overall real GDP is expected to record an average growth rate of 5.0 percent from 2021 to 2024, with projected growth of 5.0 percent, 5.0 percent, 5.1 percent, and 4.9 percent in 2021, 2022, 2023 and 2024 respectively.
226. GDP, excluding oil (Non-oil GDP), is expected to record an average growth rate of 4.9 percent from 2021 to 2024, growing by 6.7 percent in 2021, 4.7 percent in 2022, 3.5 percent in 2023, and 4.7 percent in 2024 respectively. The projected overall real GDP growth rates are shown in Table 19.

Table 19: Oil and Non-Oil GDP Growth Projection in Ghana, 2021-2024 (Percent)

Item	2021	2022	2023	2024
Real GDP	5.0	5.0	5.1	4.9
Non-Oil GDP	6.7	4.7	3.5	4.7

Source: MoF

Sectoral GDP Growth

Agriculture

227. Mr. Speaker, over the medium-term, the agricultural sector is projected to grow at an average rate of 4.6 percent based on growth rates of 4.0 percent, 4.3 percent, 4.9 percent, and 5.1 percent in 2021, 2022, 2023, and 2024, respectively as shown in Figure 5. Sector growth is expected to be driven by robust performance in the crops subsector on the back of continued government flagship interventions including the Planting for Food and Jobs Programme.

Industry

228. Industry is expected to recover in the medium term by recording an average growth rate of 5.0 percent from 2021 to 2024, with growth rates of 4.8 percent, 5.3 percent, 5.4 percent, and 4.6 percent in 2021, 2022, 2023 and 2024, respectively as shown in Figure 5. Mr. Speaker, contributing to this recovery will be the Mining and Quarrying subsector which is expected to recover and grow by an average of 4.2 percent over the medium term. Oil and Gas, a component of Mining and Quarrying, is expected to contract in 2021. However, it is expected to grow by 8.9 percent in 2022, 28.0 percent in 2023, and 8.0 percent in 2024 as first oil from the PECAN field comes on board in the 2023-2024 period.

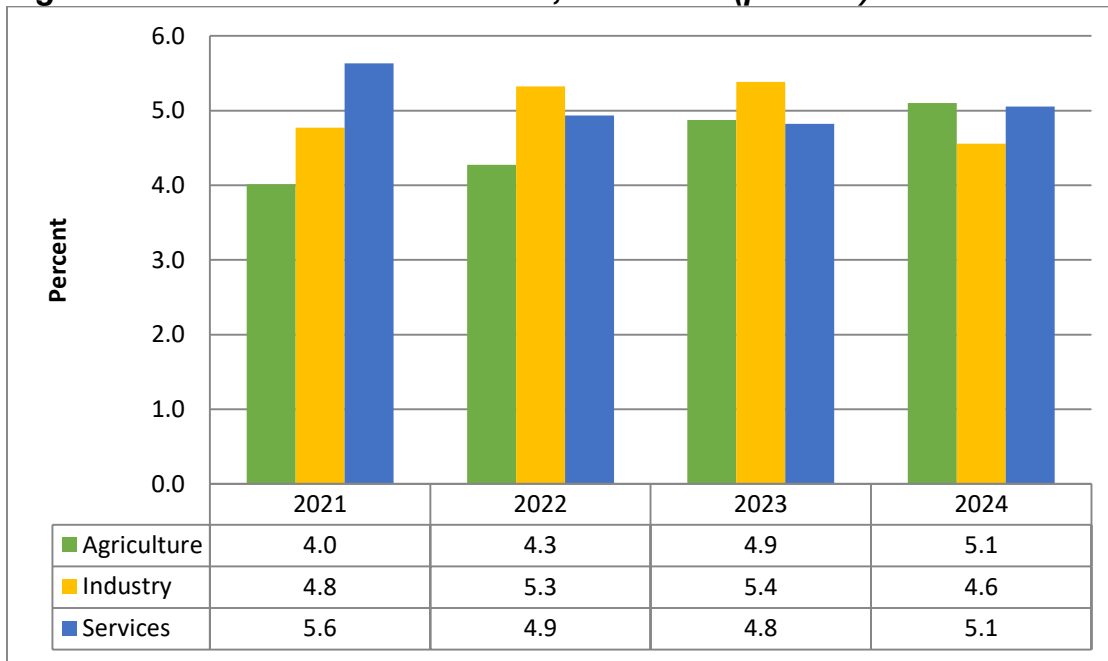
Services

229. Mr. Speaker, the Services sector is projected to grow at an average rate of 5.1 percent over the medium-term (2021-2024), growing by 5.6 percent, 4.9 percent, 4.8 percent, and 5.1 percent in 2021, 2022, 2023, and 2024, respectively as shown in Figure 5. The growth is expected to be driven by a continued strong growth performance in the Information and Communication subsector. The subsector is expected to record an average growth of 9.3 percent from 2021 to 2024.



230. Mr. Speaker, the Hotels and Restaurants subsector is expected to recover gradually from the severe contraction it experienced in 2020. The subsector is expected to register a growth of 2.0 percent in 2021, 4.0 percent in 2022, 6.2 percent in 2023, and 6.5 percent in 2024. The Trade, Repair of Vehicles, Household Goods subsector is also expected to recover with an average growth of 4.1 percent over the medium-term.

Figure 5: Sectoral Real GDP Growth, 2021-2024 (percent)



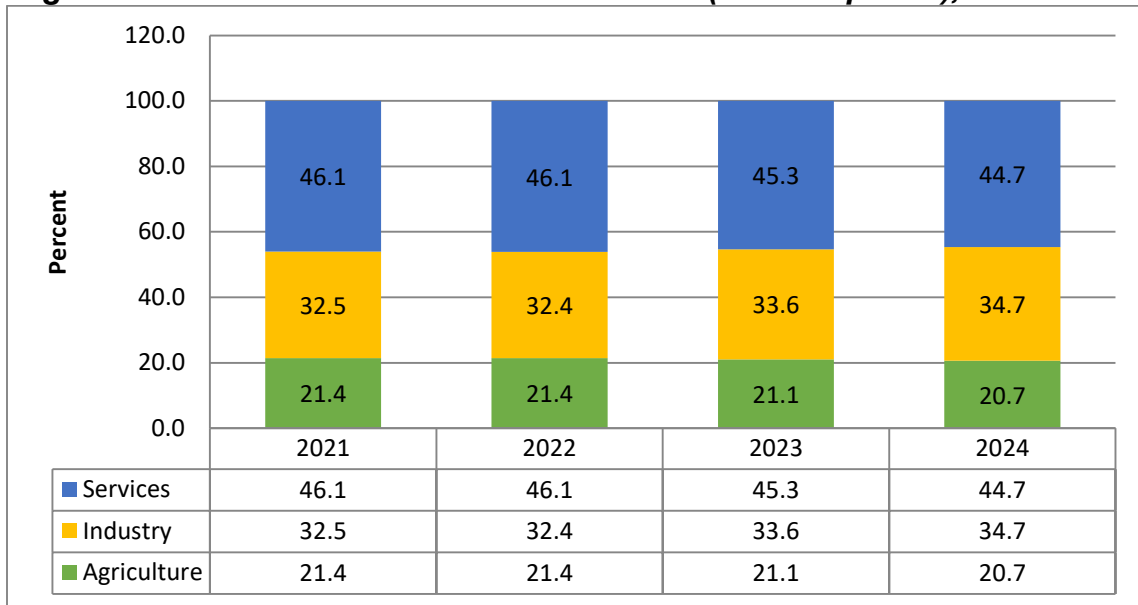
Source: MoF

Structure of the Economy (2021-2024)

231. The Services sector is expected to remain as the dominant sector in terms of percentage contribution to overall national income, followed by Industry and Agriculture, as shown in Figure 6.



Figure 6: Sector Distribution of Nominal GDP (at basic prices), 2021-2024



Source: MoF

MONETARY AND EXTERNAL SECTOR OUTLOOK

232. Mr. Speaker, the Bank of Ghana introduced several liquidity measures in 2020 to mitigate the impact of the pandemic on the economy and ensure smooth running of the financial sector amid increased uncertainty and risk aversion. Among other measures, the Bank lowered the policy rate by 150 basis points to 14.5 percent and reduced the reserve requirement by 200 basis points to 8 percent. In addition to these measures, the Bank also purchased government bonds to help close the residual financing gap originating from declining revenues and rising expenditures. The combined effect of these measures was a sharp increase in liquidity in 2020.
233. Mr. Speaker, in the outlook, monetary policy in 2021 and the medium-term will continue to hinge on sustaining price stability with a view to firmly anchoring inflation expectations and creating conditions favourable to growth. Specifically, monetary policy will aim at steering inflation back within the medium-term target of 8 ± 2 percent. In particular, broad money supply (M2+) growth is projected to moderate in 2021, in line with inflation. From the sources, the NFA of the banking system is expected to be the main driver of growth in M2+, while private sector credit recovers to pre-pandemic levels.
234. Mr. Speaker, in the outlook, the external sector performance will depend largely on how fast the economy recovers from the ramifications of the ongoing pandemic, supported by mass vaccinations and continued policy support. The thrust of the external sector will focus on building external buffers enough to cover at least four months of imports of goods and services to cushion the economy against adverse external shocks. This will be supported by expected



improvements in the trade balance and the current account balance, backed by increased remittance inflows, improved portfolio inflows, and favourable access to the international capital market. Potential downside risks to the external sector outlook continue to be the possible weakening of commodity prices, increased energy-related payments, and portfolio reversals.

FINANCIAL SECTOR OUTLOOK

Pension Industry Development

235. Mr. Speaker, for the pensions sector, the Cocoa Farmers Pension Scheme, which was launched in 2020 will be rolled-out in 2021 across the country to ensure that all cocoa farmers are guaranteed retirement income security. The cocoa farmers model will be adopted to extend pensions to other organised farmer and informal sector groups like the GPRTU etc.
236. To further decentralise pensions and increase coverage to the informal sector the Authority will open regional offices in Tema for the Greater Accra Region, Koforidua - Eastern Region, and Ho - Volta Region. This will bring the total regional offices to eight (8). These regional offices will lead the charge of increasing informal sector coverage and improve access to the Regulator by workers and pensioners across the country.
237. Mr. Speaker, as required in Act 766, employers are to pay both Tier 1 and Tier 2 contributions on behalf of their employees. However, since the implementation of the three-tier pensions’ scheme in January 2010, the Authority has observed that most employers do not comply with the provisions concerning Tier 2 contributions. Therefore, the Authority will step up the prosecution of employers defaulting on their mandatory Tier 2 contributions.
238. Further, the NPRA seeks to improve efficiency in pensions supervision and regulation. In line with this, Government will support the NPRA to establish a Risk-Based Supervisory System and automation of its processes.

2021 AND MEDIUM-TERM FISCAL FRAMEWORK

239. Mr. Speaker, 2021 is a unique year, in the sense that it is the immediate post-election and post-COVID-19 recovery year. The preoccupation of Government in 2021 and the medium-term, therefore, is to mitigate the impact of the pandemic with a view to returning the economy to strong and sustainable growth, while protecting lives and livelihoods. The medium-term fiscal framework will be anchored on debt sustainability given the exigencies of the time, the elevated debt levels, as well as the limited fiscal space and budget rigidities.
240. Mr. Speaker, we are not fully out of the woods yet with the ongoing COVID-19 second wave. As such, fiscal consolidation has to be carefully balanced with the provision of some targeted fiscal stimulus to cushion the impact of COVID-19 on



businesses and the economy which we aim to achieve through the GhanaCARES “Obaatan Pa” Programme.

241. Mr. Speaker, in the medium-term, Government will pursue revenue-enhancing measures with a focus on deepening our digitalisation agenda both on transactions on goods and services as well as on tax collection machinery as part of measures to broaden the tax base and rope in a lot more eligible taxpayers into the tax net. Expenditures will be rationalised through the implementation of tighter expenditure control systems with a more efficient procurement system to ensure value for money. Government will also pursue structural reforms in public finance management system to improve efficiency in public service delivery.
242. Mr. Speaker, in spite of our drive to ensure that we do not prematurely withdraw fiscal stimulus support as part of measures to contain the pandemic and revitalise the economy, our resolve to ensure debt sustainability in the medium-term will support a medium-term fiscal path that will ensure a return to the Fiscal Responsibility threshold of a deficit of 5 percent of GDP and a positive primary balance by 2024.

Summary of Medium-Term Fiscal Framework

243. Mr. Speaker, over the medium-term (2021-2024), Total Revenue and Grants are projected to grow at an average of 12.5 percent. Of this, the average medium-term Non-Oil Tax Revenue growth is estimated at 13.3 percent whilst Non-Oil Non-Tax Revenue is projected to grow at 10 percent.
244. Mr. Speaker, on the expenditure front, Total Expenditure (incl. arrears) is estimated to grow by an average of 4.7 percent in the medium-term, mainly on account of moderation of expenditure after the one-off COVID-19 related expenditures are fully catered for.
245. The fiscal deficit, a major determinant of Government’s financing requirement, is expected to moderate in the medium-term as government implements its revitalisation and transformation agenda within the context of debt sustainability. Consequently, the fiscal balance has been projected to reduce from the provisional 11.7 percent in 2020 to 9.5 percent in 2021 and reduce further to 4.5 percent by 2024, as shown in Table 20. We, thus, expect a return to the Fiscal Responsibility Act threshold of a deficit of 5 percent and a positive primary balance by 2024. The primary balance is expected to stabilise the growth of debt and promote debt sustainability.



Table 20: Summary of Central Government Fiscal Operations (2021-2024)

No	Item	2021 & Medium Term			
		2021	2022	2023	2024
1	Total Revenue & Grants	72,452	81,650	92,173	103,752
	<i>% of GDP</i>	<i>16.7</i>	<i>16.7</i>	<i>16.8</i>	<i>16.9</i>
2	Total Expenditures (incl. arrears)	113,750	118,265	122,583	131,290
	<i>% of GDP</i>	<i>26.2</i>	<i>24.2</i>	<i>22.3</i>	<i>21.4</i>
3	Overall Fiscal Balance (Cash)	-41,298	-36,615	-30,410	-27,538
	<i>% of GDP</i>	<i>-9.5</i>	<i>-7.5</i>	<i>-5.5</i>	<i>-4.5</i>
4	Primary Balance	-5,434	1,011	7,404	11,040
	<i>% of GDP</i>	<i>-1.3</i>	<i>0.2</i>	<i>1.3</i>	<i>1.8</i>
5	Nominal GDP	433,686	488,510	548,566	614,680

Source: MoF

RESOURCE MOBILIZATION AND ALLOCATION FOR 2021

Resource Mobilisation for 2021

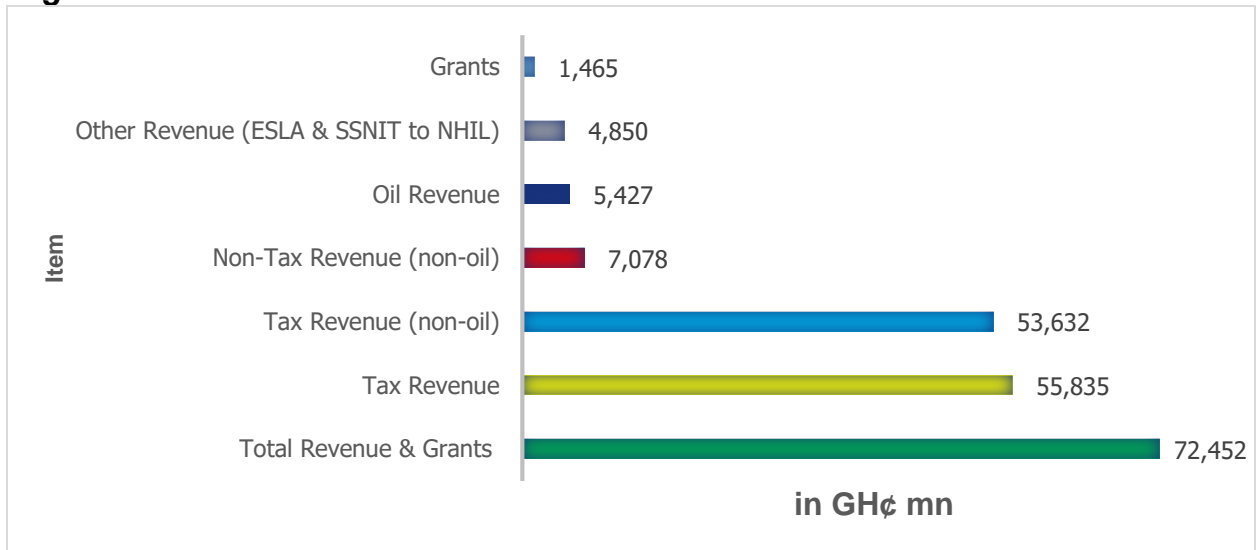
246. Mr. Speaker, Total Revenue and Grants for 2021 is projected to rise to GH¢72,452 million (16.7 percent of GDP), up from an outturn of GH¢55,132 million (14.4 percent of GDP) for 2020. As shown in Figure 7, Domestic Revenue is estimated at GH¢70,987 million and represents an annual growth of 32.2 percent over the recorded outturn for 2020. Of the total Domestic Revenue amount of GH¢70,987 million, Non-oil Tax Revenue constitutes 75.6 percent and amounts to GH¢53,632 million (12.4 percent of GDP), representing an increase of 26 percent from the 2020 outturn.
247. Mr. Speaker, the resource mobilisation for 2021 is informed by a number of tax reliefs provided by government to households and businesses as well as other tax measures to support the revenue mobilisation effort.
248. Mr. Speaker, the increase in Domestic Revenue by 32.2 percent is explained by the impact of expected improvements in tax compliance, reforms in revenue administration, as well as tax policy measures outlined above.
249. Mr. Speaker, Non-Tax Revenue (excluding oil) is projected at GH¢7,078 million (1.6 percent of GDP) and constitutes 10.0 percent of Total Domestic Revenue. Of



this amount, GH¢5,893 million will be retained by Internally Generated Fund (IGF) generating institutions with a potential yield of GH¢200 million from the IGF Capping Policy.

250. Mr. Speaker, receipts from upstream petroleum activities are projected at GH¢5,427 million (1.3 percent of GDP), representing a 51.6 percent growth over the outturn for 2020 mainly on the back of expected increase in both production and world market prices of crude oil.
251. Mr. Speaker, total receipts from Other Revenue (comprising of ESLA, other petroleum receipts, and SSNIT Contribution to NHIL) will amount to GH¢4,850 million (1.1 percent of GDP), indicating an increase of 87.9 percent over the outturn of GH¢2,785 million (0.7 percent of GDP) in 2020.
252. Mr. Speaker, Grants disbursement from Development Partners is estimated at GH¢1,465 million (0.3 percent of GDP), reflecting a nominal growth of 19.2 percent over the 2020 outturn of GH¢1,229 million as shown in Figure 7. The anticipated higher inflow is expected mainly from Project Grants.

Figure 7: Resource Mobilization for 2021



Source: MoF



REVENUE MEASURES

253. Mr. Speaker, Government recognises that as a result of the impact of COVID-19, times are hard for many of our people. However, it is important that we rebuild and strengthen our public finances to provide the resources to protect the lives and livelihoods of Ghanaians, deliver critical government services and support the transformation of the economy. It will also ensure fiscal and debt sustainability. We have to do this ourselves as no one will do it for us. Rebuilding our public finances requires us to implement some important fiscal measures to mobilise additional domestic revenue.

COVID-19 HEALTH LEVY

254. Mr. Speaker, the COVID-19 pandemic has caused additional health spending that far exceeds the annual budget for health. Some of the measures being implemented by Government to address this pandemic include:

- Procurement, distribution and administration of vaccines – the first batch of 600,000 doses from the COVAX Facility have already been delivered and an additional 17,600,000 vaccine doses to be delivered by June, with more to come in the course of the year. As at Wednesday 10th March, 2021, over 262,335 Ghanaians received the first dose of the vaccines;
- Establishment of 14 medical waste treatment facilities across the country for safe disposal of medical waste in collaboration with the private sector;
- Thirty-three major health projects approved for implementation at a cost of €890 million;
- To date, 14,600,000 pieces of personal protective equipment produced domestically and distributed to health workers, students, teaching and non-teaching staff of tertiary and secondary educational institutions;
- Fumigation and disinfection of public places including, airports, markets, schools, hospitals, offices etc;
- Agenda 111 – the construction of 100-bed District Hospitals in 101 Districts with no hospitals, 7 Regional Hospitals for the new Regions, including one for the Western Region, the construction of 2 new psychiatric hospitals for the Middle and Northern Belts, respectively, and the rehabilitation of Effia-Nkwanta Hospital in the Western Region; and
- The need to recruit more health care professionals, in addition to the 100,000 recruited in the first term of the President.

255. To provide the requisite resources to sustain the implementation of these measures, Government is proposing the introduction of a COVID-19 Health Levy of a one percentage point increase in the National Health Insurance Levy and a one percentage point increase in the VAT Flat Rate.



Sanitation and Pollution Levy (SPL)

256. Mr. Speaker, notwithstanding the progress that we have made in the areas of sanitation and pollution, there is still a lot more to be done. Specifically, we need to:

- Improve urban air quality and combat air pollution;
- Support the re-engineering of landfill sites at Kpone and Oti;
- Revamp/reconstruct poorly managed landfill facilities;
- Construct more sustainable state-of-the-art treatment plants for both solid and liquid waste in selected locations across the country;
- Construct waste recycling and compost plants across the country;
- Construct more sanitation facilities to accelerate the elimination of open defaecation.
- Construct final treatment and disposal sites for solid and liquid waste;
- Provide dedicated support for the annual maintenance and management of major landfill sites and other waste treatment plants and facilities across the country; and
- Construct medical waste treatment facilities to prevent generation of infectious diseases especially under the Coronavirus Treatment Programme.

257. Mr. Speaker, these very critical investments are essential for the benefit and dignity of all Ghanaians. These will ensure sustainable sanitation management, improve the quality of life and reduce the number of deaths and diseases from poor sanitation.

258. Mr. Speaker, to provide the requisite resources to implement these measures, Government is proposing a Sanitation and Pollution Levy (SPL) of 10 pesewas on the price per litre of petrol/diesel under the Energy Sector Levies Act (ESLA).

Energy Sector Recovery Levy (Delta Fund)

259. Mr. Speaker, it will be recalled that when crude oil prices increased substantially between 2017 and 2018, government abolished the excise taxes and reduced the special petroleum tax from 17.5 percent to 13 percent to mitigate the impact on domestic petroleum prices. However, due to the difficulties faced by our economy arising from higher excess capacity payments in the energy sector which have not reflected in electricity tariffs, there is still the need to find additional resources to cover the excess capacity charges that have resulted from the Power Purchase Agreements (PPAs) signed prior to 2017, which required payments for capacity charges even when the plants involved were idle or unutilised.

260. Mr. Speaker, it has therefore become imperative for Government to consider a review of the energy sector levies. The Energy Sector Recovery Levy of 20 pesewas per litre on petrol/diesel under the ESLA is hereby proposed to this House for approval.



261. Mr. Speaker, it should be noted that on the basis of existing world crude oil prices, the implementation of the two proposed levies for sanitation and pollution, as well as to pay for excess capacity charges, will result in a 5.7 percent increase in petroleum prices at the pump.
262. Mr. Speaker, the data shows that under the Akufo-Addo government, the increase in petroleum prices is the lowest in the Fourth Republic! In the year 2020 for example, there was a cumulative net decrease in petrol prices at the pump by 7.46 percent and diesel by 9.53 percent. Between 2009 and 2012 average petrol prices increased by 29.5 percent annually. Between 2013 and 2016, average petrol prices increased by 24 percent annually. Between 2017 and 2020, average petrol prices increased by 8.26 percent annually, as shown in Table 21.

Table 21: AVERAGE PETROL PRICE CHANGES (%)

Period	Average % Change in Petroleum Prices
2009-2012	29.5
2013-2016	24
2017-2020	8.26

Source: NPA

263. Mr. Speaker, the financial sector clean-up and the refund of monies to depositors have restored investor confidence and protected the hard-earned savings of millions of Ghanaians. But this has come at a huge cost of over GH¢ 21 billion to Government. We therefore propose the introduction of a financial sector clean-up levy of 5 percent on profit-before-tax of banks to help defray outstanding commitments in the sector. The levy will be reviewed in 2024.

Tax Administration

264. Mr. Speaker, in 2021, the GRA will intensify audits and institute measures to recover all outstanding debts and enforce collections in the extractive industry. A study of the downstream petroleum sector indicates there is still the challenge of under-reporting and evasion of taxes by some industry players. The GRA in conjunction with the relevant agencies will mount a campaign to deal with these unlawful acts.

Gaming Policy

265. Mr. Speaker, gaming has become a major income earner all across the globe and a significant source of government revenue. The influx of online betting and automation of the once totally manual process has changed the character of revenue sources from that industry. It is estimated that Ghana loses over GH¢300 million annually in revenue due to leakages in the sector. The Ministry of Finance and the Ministry for the Interior will co-supervise the gaming industry and will soon consult with stakeholders to formulate a comprehensive policy to improve revenue mobilization from this source. In the interim Government would introduce state of the art technology to track all online gaming transactions and apply current laws to ensure the sector contributes its fair share of revenue to the national development effort.



Road Tolls

266. Mr. Speaker, to maintain the improvements on our roads, Government will review existing road tolls and align them with current market rates. This will form part of the framework for promoting burden sharing as we seek to transform our road and infrastructure sector in a post-covid era”. In 2021, we will amend the Fees and Charges (Miscellaneous Provisions) Act, 2018 (Act 983) that governs the setting of Rates and Tolls to accommodate an automatic annual adjustment that will be pegged to the previous year’s average annual inflation as published by the Ghana Statistical Service

COVID-19 Support

267. Mr. Speaker, Government in 2020 outlined a number of initiatives to cushion the effect of the pandemic on the populace. Some sectors of the economy and sections of the population, however, continue to suffer the devastating consequences of the pandemic. Government is therefore rolling out these additional reliefs for different sections of the population, especially those hardest hit by the pandemic:

- **Tax Rebate:** Provision of a rebate of 30 percent on the income tax due for companies in hotels and restaurants, education, arts and entertainment, and travel and tours for the second, third and fourth quarters of 2021;
- **Tax Stamps:** Suspension of quarterly income tax instalment payments for the second, third and fourth quarters of 2021 for small businesses using the income tax stamp system;
- **Vehicle Income Tax:** Suspension of quarterly instalment payments of the vehicle income tax for the second, third and fourth quarters of 2021, for trotros and taxis as part of measures to reduce the cost of transportation; and
- **Extension of the waiver of interest as incentive for early payment of accumulated tax arrears:** A waiver of penalty and interest on accumulated tax arrears up to December 2020 to reduce cash flow challenges for companies and individuals who arrange terms with GRA to pay up the principal by September 2021.

Beneficiaries of these relieves will have to be registered with the Ghana Revenue Authority and must have fulfilled their first quarter tax obligations.

Resource Allocation for 2021

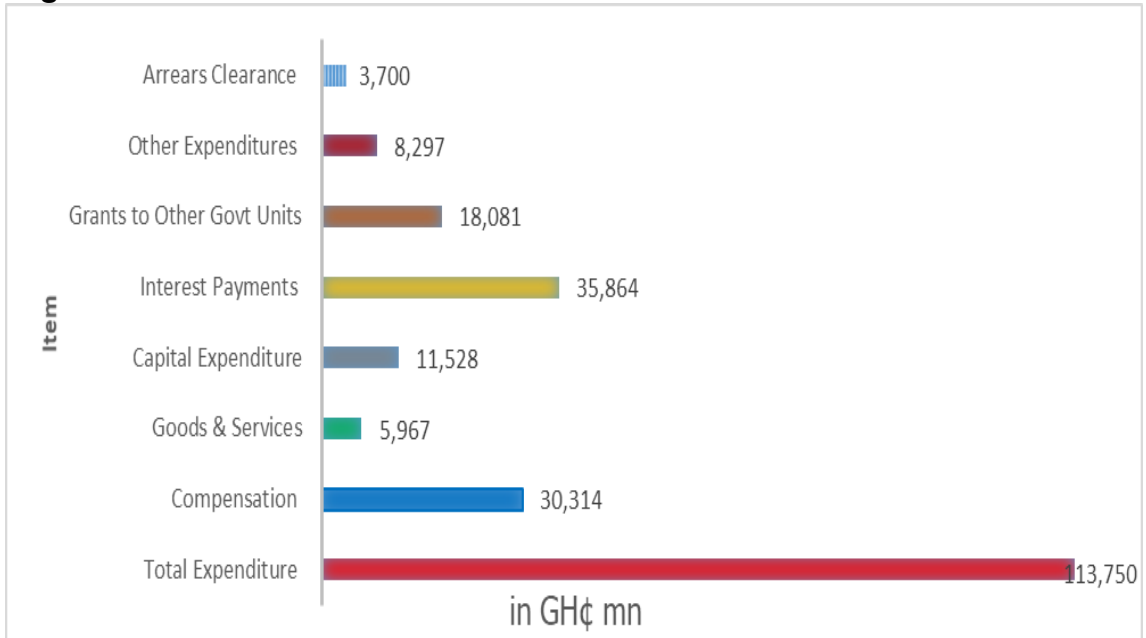
268. Mr. Speaker, Total Expenditure (including clearance of Arrears) is projected at GH¢113,750 million (26.2 percent of GDP). The estimate for 2021 represents a growth of 13.7 percent above the outturn of GH¢100,026 million (26 percent of GDP) for 2020. The key drivers of expenditure growth include the wage bill, interest payments, COVID-19 related expenditures, security, and funding of Government flagship programmes.



269. Mr. Speaker, Compensation of Employees is projected at GH¢30,314 million (7.0 percent of GDP) and constitute 26.6 percent of the Total Expenditure (incl. Arrears clearance).
270. Mr. Speaker, Use of Goods and Services is also projected at GH¢5,967 million (1.4 percent of GDP). This represents 5.2 percent of the projected Total Expenditure (incl. Arrears clearance). The per annum reduction of 19.2 percent for 2021 reflects the non-occurrence of one-time expenditures in 2021 such as election expenditures as well as Government’s policy of expenditure realignment and rationalisation.
271. Mr. Speaker, Interest Payments is projected at GH¢35,864 million (8.3 percent of GDP). Of this amount, domestic interest payments will constitute about 79.1 percent and amount to GH¢28,368 million.
272. Mr. Speaker, in 2021, Government will continue to implement the Earmarked Funds Capping and Realignment Act to reduce budget rigidities and create fiscal space to fund growth-enhancing expenditures as has been done since 2017. The 5 percent transfer to the DACF has been computed based on the Supreme Court Ruling. Consequently, transfers to Statutory Funds as well as all other earmarked funds are estimated at GH¢18,081 million (4.2 percent of GDP), representing 52.2 percent growth over the recorded outturn for 2020.
273. Mr. Speaker, transfers to earmarked funds include a proposed 20 percent of the allocation for ABFA Capex to the Ghana Infrastructure Investment Fund (GIIF) for funding of Agenda 111 and other development expenditures. Mr. Speaker we will lay the necessary amendments to allow for this measure.
274. Mr. Speaker, Capital Expenditure is projected at GH¢11,528 million (2.7 percent of GDP) and a decline of 4.6 percent over the 2020 outturn. Of this amount, Domestic Financed Capital Expenditure is estimated at GH¢3,415 million (0.8 percent of GDP) as shown in Figure 8. An amount of GH¢8,112 million has been estimated for Foreign Financed Capital Expenditure and this will be funded by a combination of Project Grants and Loans.
275. Mr. Speaker, a provision of GH¢4,509 million has been made for COVID-19 related expenditures including GH¢200 million for water and electricity under the COVID-19 Alleviation Programme.



Figure 8: Resource Allocation for 2021



Source: MoF

Budget Balances and Financing Operations for 2021

276. Mr. Speaker, based on the estimates for Total Revenue & Grants and Total Expenditure, the 2021 fiscal operations will result in an overall fiscal deficit (excluding finsec cost) of GH¢41,298 million, equivalent to 9.5 percent of GDP. Including finsec cost, the overall fiscal deficit is GH¢46,798 million (10.7 percent of GDP)
277. Mr. Speaker, financing of the fiscal deficit (excluding finsec cost) from domestic sources will amount to GH¢25,424 million (5.9 percent of GDP). Foreign financing of the deficit will amount to GH¢15,874 million (3.7 percent of GDP) and will include a planned international capital market programme to raise up to US\$4 billion with a significant portion for liability management and about US\$1.5 billion for budget support.
278. Mr. Speaker, a corresponding Primary deficit (excluding finsec cost) of GH¢5,434 million, equivalent to 1.3 percent of GDP, is also projected for the year. Including finsec cost, the primary deficit is projected at GH¢10,934 million (2.5 percent of GDP)

2021 AND MEDIUM-TERM PETROLEUM RECEIPTS AND UTILISATION

2021 Benchmark Price

279. Mr. Speaker, the Benchmark price for 2021 has been calculated as a seven-year moving average of prices, in line with the PRMA. This yielded a price projection



of **US\$54.75** per barrel, up from the revised US\$39.1¹ per barrel for 2020 in the 2020 Mid-Year Review. The gas price for 2021 is also projected at **US\$5.29** per MMBtu, up from the 2020 projection of 4.31 per MMBtu. The crude oil prices were sourced from the following:

- ICE Dated Brent Crude Bloomberg Historical Prices from 2016 to 2019;
- ICE Dated Brent Crude Bloomberg Actual Prices for 2020; and
- ICE Dated Brent futures from Bloomberg for 2021 to 2022.

280. The Gas prices are escalated by a blend of the US CPI/PPI index and the Henry-Hub Spot Price Index to capture inflationary trends and movement in global gas prices on the well-head price of gas, in line with the specific contracts.

2021 Benchmark Output

281. The 2021 Benchmark Revenue (BR) crude oil output is 64.86 million barrels (177,701.66 barrels of oil per day), based on a three-year simple average of each producing field’s actual and projected outputs. Similarly, the BR gas output, has been estimated at 78.34 Trillion Btu for 2021.

2021 Benchmark Revenue

282. Mr. Speaker, the projected Petroleum Revenue for 2021 will amount to US\$885.7 million. This is made up of Royalties (US\$201.0 million), Carried and Participating Interest (US\$524.9 million), Corporate Income Tax (US\$158.5 million) and Surface Rentals (US\$1.30 million), as shown in Table 22.

Table 22: Sources of Petroleum Revenue in 2021

Sources of Petroleum Revenues					
ITEMS	Unit	2021	2022	2023	2024
Price	USD/Bbl	\$54.75	\$55.67	\$55.02	\$52.27
Gross Production (Oil)	Million Bbl	64.86	61.45	59.60	59.59
TOTAL PETROLEUM RECEIPTS	USD mn	885.70	895.36	872.30	1097.53
Royalties	USD mn	201.00	193.11	182.23	206.26
o/w Crude Oil	USD mn	201.00	193.11	182.23	170.40
o/w Gas	USD mn	0.00	0.00	0.00	35.85
Carried and Participating Interest	USD mn	524.91	504.25	477.89	583.61
o/w Crude Oil	USD mn	524.91	504.25	477.89	448.63
o/w Gas	USD mn	0.00	0.00	0.00	134.98
Corporate Income Tax	USD mn	158.47	196.64	210.65	305.82
Surface Rentals	USD mn	1.33	1.36	1.54	1.83

¹ Based on Mid-Year Price



283. Of this amount, US\$283.00 million will be ceded to the National Oil Company (NOC) for its Equity Financing Cost (US\$179.33 million) and share of the net Carried and Participating Interest (US\$103.67 million), as shown in Table 23. The Benchmark Revenue for 2021, which is the total revenue, net the amount ceded to the NOC, is estimated at US\$602.70 million. Of this amount, a sum of US\$421.89 million has been allocated to the ABFA, while the Ghana Petroleum Funds (GPFs) will receive US\$180.81 million. The GPFs receipts will be distributed between the Ghana Stabilisation Fund (US\$126.57 million) and the Ghana Heritage Fund (US\$54.24 million) as shown in Table 23. The ABFA Allocation will be used in the priority areas which applied for 2020-2022, namely, (i) Agriculture, (ii) Education and Health Service Delivery, (iii) Roads, Rail, and Other Critical Infrastructure, and (iv) Industrial Development. In line with Section 13 of Act 893, an allocation is also made to Public Interest and Accountability Committee (PIAC).

Table 23: Revenue Distribution in the Medium-Term

DISTRIBUTION OF PETROLEUM RECEIPTS TO GNPC AND GOG					
ITEMS	Unit	2021	2022	2023	2024
Transfer to National Oil Company (NOC)	USD / Bbl	283.00	240.21	235.40	259.64
o/w Equity Financing	USD mn	179.33	127.05	131.48	120.80
o/w 30% Net CAPI	USD mn	103.67	113.16	103.92	138.84
Benchmark Revenue (BR)	USD mn	602.70	655.15	636.90	837.88
o/w Annual Budget Funding Amount	USD mn	421.89	458.60	445.83	586.52
o/w Transfer to the Ghana Petroleum Funds	USD mn	180.81	196.54	191.07	251.36
o/w Ghana Stabilization Fund	USD mn	126.57	137.58	133.75	175.96
o/w Ghana Heritage Fund	USD mn	54.24	58.96	57.32	75.41

Source: MoF

Medium-Term Benchmark Revenue

284. The medium-term BR is projected at US\$655.15million, US\$636.9 million and US\$837.88million for 2022, 2023 and 2024, respectively. This is based on Benchmark prices of US\$55.67, US\$55.02, and US\$52.27 per barrel for 2022, 2023 and 2024, respectively. Gas prices for the period are projected at US\$ 5.7, US\$6.2, and US\$6.5 per MMBtu for 2022, 2023 and 2024, respectively.

285. Mr. Speaker, the projected volumes are 61.4 million, 59.6 million and 59.6 million barrels of crude oil for 2022, 2023 and 2024, respectively. Gas production is also projected at 99.24 trillion, 115.98 trillion 126.01 trillion Btu for 2022, 2023 and 2024, respectively.



2021 AND MEDIUM-TERM DEBT MANAGEMENT STRATEGY

286. Mr. Speaker, in line with Government’s objective of ensuring debt sustainability within the medium-term, the 2021 Medium-Term Debt Management Strategy (MTDS) will propose an appropriate financing mix with the objective of minimising cost and consistent with an acceptable level of risk.
287. On the domestic front, the strategy seeks to build benchmark bonds, by issuing or reopening medium to long-term bonds. For the purpose of liquidity management, Government will issue treasury bills to serve as cash buffers and manage daily liquidity as part of measures to bridge the gap between revenue collection and expenditure management.
288. On the external front, Government will issue bonds on the International Capital Market contingent on favourable market conditions to finance some growth oriented projects and programmes and carry out liability management operations for both domestic and external bonds in 2021. Reprofiting and reduction in cost in the domestic market will be pursued as part of the liability management programme.
289. Considering the materialisation of significant contingent liabilities in recent years, the strategy further takes into account certain contingent liabilities that may crystallize in the 2021 fiscal year from the financial and energy sectors.
290. To minimize the refinancing and rollover risks that may be embedded in the public debt portfolio, the strategy for 2021 further seeks to continue with the liability management programme by buying back or exchanging liabilities that pose these risks in the public debt portfolio.

2021 Debt Sustainability Analysis and Debt Limits

291. Mr. Speaker, the economy in 2020 was faced with the COVID-19 pandemic. To mitigate the impact of the pandemic, government had to raise additional financing of approximately GH¢25 billion (6.52 percent of GDP) to address the funding gap. This was primarily financed with debt, resulting in elevated debt levels by the end of 2020 of about 76 percent of GDP that had an adverse effect on public debt sustainability.
292. The funding gap of GH¢25 billion was due to revenues declining and increased spending on COVID-19 expenditures.
293. The impact of the COVID-19 pandemic has heightened the risk of debt sustainability going forward. Hence the need to anchor the 2021 Budget on debt sustainability.



294. Consistent with the fiscal trajectory of debt sustainability, one key policy area for the 2021 Budget is the application of debt limits. As such, nominal limits shall be placed on both contracting concessional and non-concessional external borrowing to ensure the reduction in the rate of debt accumulation going forward.
295. Mr. Speaker, it is the first time that the debt limits have been extended to concessional funding, albeit with a good balance of cost of funding and risk on debt solvency ratios.
296. Mr. Speaker, going forward, we will adjust our debt portfolio to ensure that the blended cost of financing does not exceed a targeted threshold in order to reduce our cost of servicing our debt and to ensure debt sustainability.
297. The following will therefore, be the debt limits for concessional and non-concessional external funding (now includes funding from the International Capital Market) on a non-cumulative basis of up to:
- US\$5.0 billion from the international capital market. Of this amount, up to US\$3.5 billion is for liability management and does not add to debt; and
 - US\$2.5 billion limit on concessional and non-concessional funding for all projects.
298. Details of the projects for both concessional and non-concessional external sources alone is attached as Appendix 10C.
299. The determination of these projects are based on projects that are critical for national development; part of an existing Government priority area; part of COVID-19 response; and for projects for which concessional funding cannot be sourced.
- 2021 International Capital Market Funding Programme**
300. Mr. Speaker, over the past few years, many frontier and/or emerging economies have broadened the range of their debt instrument employed. Financial conditions on the global market has raised opportunities to tap into the international bond markets and increase access to commercial debt financing. However, market access conditions are highly uncertain and spreads can widen in a short time in reaction to local or international events.
301. Following from this, the Ministry of Finance took a proactive approach, presented and sought Parliamentary Approval on 10th November, 2020 as part of the 2021 Expenditure in Advance of Appropriation process. The proceeds are to support the budget deficit by funding growth oriented expenditures; and conduct liability management on both external and domestic bonds.



302. The limit of funding from the capital market was for US\$3.0billion but subject to market conditions, Government could raise up to US\$ 5 billion through multiple instruments made up of:
- Eurobonds;
 - Diaspora Bonds;
 - Sustainable Bonds (Green Bonds & Social Bonds); and
 - Syndicated Term/Bridge Financing
303. The liability management programme on the external side will possibly deal with the 2023, 2030 and other Eurobonds based on cost and/or risk to the debt portfolio. For the domestic liability management, the objective will be to reduce cost and re-profile the portfolio to reduce risk.

Ghana Fixed Income Market (GFIM) - Outlook for 2021

304. Mr. Speaker, we expect investor interest in the fixed income market to remain high in 2021 due to sustained attractive real rates of return, especially in government securities on the market. Liquidity will continue to be buoyed by the global standard, GMRA, introduced in the last quarter of 2020 for repos. In addition, to make securities financing transactions effective, the market will work to introduce securities lending and borrowing under global standards, the Global Master Securities Lending Agreements (GMSLA) in 2021.
305. The Ghana Stock Exchange’s partnership with SIGA and other private sector associations is expected to result in growth in corporate bond issuances, with at least 4 new issuances during the year. The market is developing rules for sustainability financing and expects new products like green bonds and bio-credit trading to take root during the year.
306. The market will embark on extensive investor and public education about the fixed income market to enhance awareness about financing and investing opportunities available to the public.

Ghana Stock Market Initiatives for 2021

307. Mr. Speaker, the GSE is collaborating with the State Interests and Governance Authority (SIGA) to enhance access to long-term capital and improved corporate governance practices by listing State-Owned Enterprises (SOEs) on any of the GSE’s three markets. The GSE is also pursuing partnerships with the Association of Ghana Industries (AGI) and various industry chambers of commerce and associations to increase listings and drive liquidity on its markets.
308. With less than 2.50 percent of pension fund assets held in listed equities, the GSE will be engaging with the National Pensions Regulatory Authority (NPRA) and its members to boost the pensions industry’s investments in the real sectors of the economy. This will boost local participation in Ghana’s equities market and support Government to attain its goals of economic and business development.



- 309. In line with Government’s agenda of achieving a more digitalized economy, the Exchange will partner with fintechs to bring trading of securities to the doorstep of Ghanaians via mobile applications.

- 310. The Exchange will continue to operationalize the MoUs signed with its international partners, especially the one with the London Stock Exchange Group, to transform the Ghana Stock Exchange from a frontier to an emerging, internationally-recognized securities market.



SECTION FIVE: COVID-19 IMPACT AND MITIGATING MEASURES AND THE GHANACARES (OBAATAN PA) PROGRAMME

311. Mr. Speaker, the COVID-19 pandemic that hit the entire world in 2020 has had a major impact on nearly every household, business, and economy in the world through multiple shocks. However, the full impact of the pandemic on health and economies is yet to be ascertained as the virus continues to evolve with mutations and new variants.
312. Anticipating that the consequences will be severe and persistent, Governments around the world have relied on a wide range of measures to support businesses and households. While these responses have been uneven across countries, they are unprecedented in their magnitude.
313. Mr. Speaker, in the 2020 Mid-Year Review and Supplementary Estimate, we presented the immediate impact of the pandemic on our economy and outlined robust measures to mitigate them. After a full year, we have a good sense of how devastating the impact has been on our economy.

Impact on the Global Economy

314. Mr. Speaker, the COVID-19 pandemic has disrupted economic activity, threatening the progress made in poverty reduction and shared prosperity globally in recent years. The global economy experienced its worst recession since the Great Depression of the 1930s, with over 150 countries experiencing contractions in per capita GDP since 1870. According to World Bank estimates, the pandemic is likely to push an additional 88 million to 115 million people into extreme poverty in 2020, with the total rising to as many as 150 million in 2021, depending on the severity of the economic contractions.
315. The pandemic is a monumental global shock, involving simultaneous disruptions to both supply and demand in an interconnected world economy. In addition to over 2.6 million deaths globally, the pandemic has reduced labour supply and productivity, while lockdowns and business closures have caused supply disruptions. Layoffs, the loss of income and worsened economic prospects have reduced household consumption and business investment.
316. In response, Governments and leaders of international economic institutions continue to roll-out unprecedented measures, mainly fiscal stimulus, to mitigate the impact on households and businesses.
317. Mr. Speaker, fiscal stimuli in advanced economies have exceeded 10 percent of GDP. In contrast, developing economies, with limited fiscal space have allocated between 1 percent to 3 percent of GDP for this purpose.
318. Mr. Speaker, according to IMF estimates, official creditor mobilised up to US\$57 billion for Africa - including US\$18 billion from the IMF and the World Bank- to



provide frontline services, support the poor and vulnerable and keep economies afloat during this pandemic. Furthermore, twenty (20) African countries have benefited from debt reliefs estimated at US\$ 252 million.

319. The IMF in January 2021 estimated that the global economy contracted -3.5 percent in 2020, having grown 2.8 percent in 2019. Advanced countries contracted by -4.9 percent, departing from a 3.6 percent growth in 2019. Growth in Emerging Markets and Developing Economies contracted by -2.4 percent, after growing at 3.6 in 2019. Similarly, sub-Saharan Africa grew by -2.6 percent in 2020, following a growth of 3.2 in 2019.
320. Mr. Speaker, world trade is estimated to have slumped, experiencing a contraction of -9.6 percent in 2020, with that of Emerging Market and Developing Economies posting a contraction of -8.9 percent.
321. Mr. Speaker, according to the IMF, the drastic and sudden slow-down of economic activity in 2020 has had acute adverse impacts on all aspects of society, especially the women, the youth, the poor, the informally employed. This view is reinforced by the World Bank that COVID-19 has seriously impacted the global progress towards gender equality, with women around the world continuing to face restrictions that hinder their economic opportunity.
322. Significant investments as well as coordinated and dedicated efforts have resulted in the comforting news of vaccines and new treatments for COVID-19 which may be a game changer in the battle. However, we are not out of the woods yet given that the vaccines are unlikely to be available everywhere soon, and the fact that the economic impact will persist for some time.

Socio-Economic Impact on Ghana

323. Mr. Speaker, these global and regional developments have significant implications for the socio-economic life here in Ghana.

Health Impact

324. Mr. Speaker, the direct health impact of the pandemic has been significant with very unfortunate fatalities. Infections rose from a weekly average of 11 persons in the last week of March, 2020 to a peak of 781 infections in the last week of July 2020. This was followed by a gradual decline in recorded infections which reached 104 cases in the last week of December 2020. However, a new wave of infections has seen average weekly infections rise from 99 in the first week of January 2021 to 880 by the week of 5th February, 2021. Fortunately, we are seeing a steady decline in weekly average infections which stood at 379 by the week of 5th March, 2021.
325. Mr. Speaker, put together, total infections since 12th March, 2020 when the first two cases were recorded in our country has reached 86,737 by 5th March, 2021. Sadly, 656 of our compatriots have succumbed to this vicious virus over the same



period. These fatalities are truly saddening and regrettable and we must continue to support those families who have lost their loved ones.

326. However, compared to many countries, Ghana has been rather successful in managing the COVID-19 outbreak. This success stems from the swift, proactive and bold response of the Government to the pandemic. Indeed, the passage of the Imposition of Restrictions Act, 2020, (Act 1012) by this august House to enforce social and physical distancing protocols, and implementation of the provisions of the Public Health Act, 2012 (Act 851) have been central in protecting Ghanaian lives and our public health system.
327. These legislations underpinned the partial lockdown imposed on movement of persons in the Greater Accra Metropolitan Area (GAMA) and Kumasi Metropolitan Area and contiguous districts, in March and April, 2020. As a result, all public gatherings such as conferences, workshops, funerals, festivals, political rallies, sporting events, and religious activities were suspended as we built our national health capacity to contain the virus.

Economic Impact of the Pandemic

328. Mr. Speaker, the economic impact of this pandemic has been severe. COVID-19 struck at a time the economy was firmly on the path of fiscal consolidation. The initial restrictions implemented to contain the virus and its subsequent easing impacted the economy extensively. In addition to households and businesses, key sectors such as the hotel and hospitality industry, trade and industry, agriculture, health, transportation, manufacturing, real estates, financial and education sectors have been negatively impacted.
329. The effect of this pandemic on households and the general economy was felt in several ways. The decline in wages and employment of migrant workers triggered by COVID-19 was predicted to cause a 23 percent reduction in global remittances to Sub-Saharan Africa for 2020. Ghana is not spared. From US\$3.5 billion in 2019 or 5.2 percent of gross domestic product (GDP), remittances are expected to decline and significantly reducing household incomes.
330. Mr. Speaker, the COVID-19 pandemic has also had significant negative impacts on Ghanaian businesses. While the imposition of restrictions were critical in containing the virus, their effect on our local and national economies was devastating. The restriction led to drastic reduction in demand for goods and services. Restricted movements and no gatherings meant that traveling was severely impacted. Thus, businesses in those sectors - particularly transportation and accommodation suffered. In fact, aside from food, demand for all other goods and services declined significantly. For instance, the suspension of our fabled funeral activities implied that hotels and guest houses were empty. It implied that local food and beverage drinking spots were without clients. It meant that tro-tros and inter-city transports were facing limited demand. Our



handkerchief, chewing gum and peppermint sellers on funeral grounds were suddenly facing livelihood crises.

331. Mr. Speaker, these shortfalls in demand affected suppliers and producers, forcing many businesses to cut costs by reducing staff hours, cutting wages, and in some cases laying off workers. The Trades Union Congress provided insights into the initial job fall-out from this pandemic. The Ministry of Employment and Labour Relations is coordinating a comprehensive study on job losses as well as the impact of COVID-19 on employment and related matters in Ghana. Government expects the report by the end of October, 2021.
332. Even as we await this report, the **COVID-19 Business Tracker Survey** jointly published by the Ghana Statistical Service (GSS), the United Nations Development Programme (UNDP), and the World Bank suggests that about 770,000 workers (nearly 26% of the total workforce), had their wages reduced and about 42,000 employees were laid off during the partial lockdown last year. The pandemic also led to reduction in working hours for close to 700,000 workers.
333. Mr. Speaker, initial indications from available public data are that employees in the education, retail and wholesale, and accommodation and food sectors were particularly hit by this pandemic, as they were working less and earning less than employees in other sectors. However, those working in financial services/real estate, health, and agriculture sectors were not adversely affected.
334. Mr. Speaker, the Ghana Statistical Service indicates that the services sector contracted by 2.6 percent, while the hotels and restaurants sub-sector sectors recorded contractions of 74.9 per cent, representing 0.8 percent of GDP. As of June last year, the tourism and hospitality sector was reported to have incurred losses running into US\$171 million as a result of the pandemic.
335. Mr. Speaker, the agriculture and food sector was also hit hard by this pandemic. Food price spikes followed the announcement of a partial lockdown in March 2020. These increased food prices persisted over six (6) months. The country's average monthly food inflation experienced a sustained increase from 8.4% in March 2020 to 13.7 percent in July 2020 and declined to 10.4 percent in December, 2020.
336. Mr. Speaker, 80 percent of agribusinesses surveyed by the Chamber of Agribusiness Ghana (CAG) reported having negative impact from the pandemic. According to the CAG, the average monthly revenue of agribusiness firms decreased by 61.2 percent, with small scale agribusinesses reporting average monthly revenue shortfalls amounting to 77.4 percent. Although the COVID-19 movement restrictions exempted food supply, operations of non-food agribusinesses were severely affected. Restrictions on key food demand sectors such as restaurants, hotels, public events and educational institutions had significant impacts on the country's food supply network.



337. Mr. Speaker, an unpredictable economic environment meant that investment decisions were deferred as happened in the exploration sub-sector energy sector. It may be recalled that Ghana held its first competitive oil block licensing round in 2018-19. However, plans to conclude negotiations with companies were disrupted. Travel restrictions meant that negotiations were stalled. Subsequently, virtual negotiations began with companies requesting a review of the fiscal terms due to the impact of the pandemic on the sector. For example, in February, 2020 Aker Energy postponed the decision on the Pecan offshore development in response to the pandemic as well as associated drops in the price and demand for oil and gas. In June, 2020 the company stated that it was actively pursuing a development concept for the Pecan field with a breakeven price that reflects sustainability and market conditions.
338. The planned second open oil licensing round scheduled for 2020 was also postponed. In September 2020, the Ministry of Energy issued invitations to oil and gas companies for direct negotiations on petroleum exploration and production licenses in the offshore eastern basin.
339. Mr. Speaker, construction activities in the power-subsector have also been severely disrupted. Some private sector contractors served Forced Majeure notices citing inability to supply equipment and personnel due to the restrictions on movements across the world.
340. Mr. Speaker, the reduction of mobility from the slowdown in economic activity, restrictions to vehicle occupancy restriction and threat to catch disease in public transport had significant and adverse financial impact in the transport sector.
341. Transport workers, drivers and conductors of tro-tros were particularly vulnerable as they work under informal settings, and do not have access to social safety nets. Formal operators also suffered serious financial constraints. Government spent **GH¢ 13,974,641.21** as operations and payroll support to Metro Mass Transit for March to December 2020 and had supported the Intercity STC with an amount of GH¢6,338,232.77 as of January, 2021.
342. Mr. Speaker, COVID-19 has led to disruption in corporate and general business confidence, and affected projected revenues, profitability, liquidity and corporate growth. State-owned Enterprises (SOEs), most of who were severely impacted by this pandemic are expected to underperform. In fact, Government had to provide support valued at **GH¢ 47,124,080.56** for the operations of Ghana Civil Aviation Authority, PSC Tema Shipyard and Dry-Dock, Ghana Airports Company Limited, and Ghana Post Company Limited at a total cost in 2020.



Government’s Mitigating Measures to the Pandemic Health and Health-related Response

343. Mr. Speaker, Government’s initial response to the health impacts of this pandemic was outlined in the National COVID-19 Emergency Preparedness and Response Plan (EPRP) which was largely funded with the US\$100million from the World Bank.
344. Mr. Speaker, as was reported during the 2020 Mid-year Review, the EPRP helped to manage and contain the spread of the virus as well as strengthen the national capacity for surveillance, diagnosis, and case management. The implementation of the Plan was anchored on the 3Ts – Testing, Tracing and Treatment.
345. Inspired by the significant successes from the implementation of the EPRP and considering the lasting impact of the pandemic within the medium-term, Government has prepared and rolled-out a more holistic plan dubbed ‘National Strategic COVID-19 Response Plan: July 2020 - December 2024’ (NSCRP). Additional financing of US\$130 million has already been secured from the World Bank as part of the funding requirements.
346. Mr. Speaker, the NSCRP focuses on better case containment and management. It prioritises timely release of test results, sustains funding of isolation and quarantine facilities. This plan has helped to improve coordination among actors, enhanced motivation of health personnel and ensured continued provision of equipment and logistics including PPEs.
347. Under the NSCRP, we have strengthened:
- and improved case containment and management;
 - infection prevention and control (IPC) measures in health facilities and isolation centres;
 - collaboration, coordination and partnership among social sector partners as well minimize rigid legal regimes and framework that inhibits flow of information;
 - capacity for community, event and health facility bases surveillance at all points of entries; and
 - Implementation of the COVID-19 social support programme to affected households including vulnerable aged women.
348. The EPRP has enabled Government to oversee the expansion of COVID-19 testing facilities, from the initial (2) to sixteen (16). Additionally, some hospitals across the country have been equipped with the capacity to test for COVID-19. Dedicated treatment facilities for dealing with the disease have accordingly increased while the availability of PPEs for health workers have improved significantly to avoid shortages.
349. The Food and Drugs Authority (FDA) enhanced its collaboration with the Ministry of Health during the pandemic to ensure that all COVID-19 equipment and



materials met required standards. This partnership expedited registration, laboratory testing and evaluation, and effective market surveillance and import controls which effectively contributed to the safety of the general public.

350. Mr. Speaker, Government has vigorously implemented a comprehensive communication strategy to moderate the impact of this pandemic. The objective of this strategy has been to secure positive behavioural changes amongst the populace by providing related socio-economic information. From 15th March, 2020 to 28th February, 2021, H.E, the President had delivered 24 addresses specifically updating fellow Ghanaians on measures to curb the spread of the virus. Within the same period, in excess of 40 media briefing sessions were held by the Minister for Information and the Ghana Health Service on the country’s response measures and progress made.
351. Mr. Speaker, the National Commission for Civic Education (NCCE) used its wider network of professionals and experience to also play a critical role in this communication strategy. It has implemented interventions to deepen public awareness about the prevention and management of the coronavirus (COVID-19), including Government measures and directives in response to the pandemic, tackling the growing challenge of stigmatization and encouraging the citizenry to adopt healthy lifestyles. Based on the intensive public awareness campaigns, an online survey conducted by Star Ghana Foundation revealed that 98.4% of respondents were well informed on the pandemic and its safety protocols.

Economic and Social Measures

352. Mr. Speaker, Government implemented the Coronavirus Alleviation Programme (CAP) to address the socio-economic impact of this pandemic on households and businesses.

Support to Households

353. Mr. Speaker, as indicated previously, Government assisted businesses retain their workers and support families as they confronted the crisis. Government substantially subsidised the cost of electricity and water services from April to the end-December, 2020 and provided food rations to vulnerable groups during the partial lockdown.
354. Mr. Speaker, cognizant of the direct and immediate effect of restrictions on livelihoods of a section of our society, Government provided 1,827,581 and 917,142 cooked food packs to vulnerable and underprivileged persons within Accra and Kumasi respectively. In partnership with Faith-Based Organizations, Government also distributed dry food packages to about 470,000 families during the period of the partial lockdown.
355. Electricity consumption was subsidized. Government fully covered the consumption of the over 1 million lifeline customers and subsidised 50 percent of the consumption of all other customers for the period.



356. Mr. Speaker, through this initiative, 10,125,620 fellow Ghanaians benefited from free water supplied by Ghana Water Company Limited. The average monthly water supply of 9.24 million cubic metres increased by 43.21% to reach 13.23 million cubic metres. Furthermore, a total number of 474 small towns and 1,143 rural communities benefited from the free water provided by the Community Water and Sanitation Agency (CWSA). The volume of water consumed from CWSA managed water systems between April to December, 2020 was 14.33 million cubic metres. The regular flow of water amidst increased demand for hand washing contributed not only to curbing the spread of the pandemic but also sustaining the basic quality of life for our people.
357. Mr. Speaker, concern for the lives and predicaments of Ghanaians stranded abroad due to the travel and movement restrictions motivated Government to roll-out the ‘Operation Return Home’ Programme. The aim was to effectively coordinate the safe and sound arrival of these nationals home.
358. This programme was led by the Ministry of Foreign Affairs and Regional Integration in close collaboration with the Ministry of National Security, GAPTE, Hotels/Quarantine Centres, the COVID-19 Task Force and the Ministry of Finance. With a dual window of funding, opportunity was provided for evacuees to either self-fund or be sponsored with public funds.
359. Mr. Speaker, under this programme, beneficiaries were afforded timely information, food, medical assistance and psychological counselling, temporary shelter (where needed), legal services, immigration and customs support, transportation, security as well as accommodation. The effective implementation of this programme ensured that 10,025 Ghanaians were evacuated between 23rd May 2020 and 18th September 2020. In doing so, we protected the lives and welfare of Ghanaian nationals abroad and promoted positive perception of the state of Ghana during these difficult times.

Support to Enterprises

360. Mr. Speaker, the launch and operationalisation of the GH¢750 million Coronavirus Alleviation Programme - Business Support Scheme (CAP-BuSS) has mitigated the impact of the pandemic on several Micro, Small and Medium-Sized Enterprises (MSMEs). Government, through the National Board for Small Scale Industries (NBSSI) collaborated with over eighty (80) Business Associations, and key participating Financial Institutions (PFI's) to facilitate timely disbursement of the funds.
361. As at end December 2020, about GH¢412.88 million has been disbursed to support 277,511 businesses of which 69% were female-owned. The scheme has saved over 650,000 MSME jobs. In addition, 8,159 beneficiaries received technical training on Entrepreneurship, Financial Literacy and Bookkeeping to improve business practices.



362. Mr. Speaker, as an off-shoot, the CAP-BuSS has created pathways to formalizing the large informal sector given that over 800,000 Tax Identification Numbers (TINs) were generated, and over 10,000 businesses registrations activated. CAP-BuS also enhanced financial inclusion as close to 60% of beneficiaries secured bank accounts for participating in the scheme.
363. The roll-out of CAP-BuSS has repositioned the NBSSI and enabled it to leverage about GH¢100 million, comprising GH¢90 million from Mastercard Foundation and GH¢10 million GIZ to support businesses in the sector.
364. In addition to the interventions outlined in the EPRP and the CAP, Government through the Bank of Ghana, responded to the COVID-19-related challenges in the Banking sector with a raft of policy measures designed to cushion businesses and the economy at large. As indicated in the 2020 Mid-Year Review, the BOG interventions enabled the sector to provide about GH¢7 billion worth of support to borrowers (between March and June 2020).
365. Mr. Speaker, in the financial sector, the policy and regulatory measures rolled out by the Bank of Ghana enhanced liquidity in the banking sector, preserved capital buffers, and offered relief to customers. These measures also enabled banks and specialised deposit-taking institutions to provide support to critical sectors of the economy to mitigate the adverse impact of the pandemic.
366. The downward review of the monetary policy rate impacted positively, and average lending rate of banks steadily declined to 20.9 percent in November 2020 from 24.0 percent last year.
367. Mr. Speaker, the Bank of Ghana assessed the resilience of the banking system to credit and liquidity shocks emanating from the pandemic in 2020. The findings revealed that, overall, the banking sector is robust and largely resilient to the pandemic-related shocks. In addition, tail risks arising from the changing macroeconomics landscape has had a moderate effect and the banking sector soundness index has improved from the pre-pandemic levels. Broadly, the prompt policy response to the COVID-19 pandemic, including the freeze on dividend pay-out, reduction in the Cash Reserve Requirement, and the reduction in policy rate supported the sector to build reserves to withstand credit shocks.

Education Measures

368. Mr. Speaker, the strategic, controlled, progressive, and safe easing of restrictions continued to prioritise education. Based on the progress made in fighting the virus and the need to prepare the next generation, the new academic year for all levels of education commenced in January, 2021. The re-opening of these institutions was preceded with a comprehensive sanitisation programme, provision of 11.5 million hand sanitisers, 23 million face masks, 62,000 ‘veronica’ buckets, 3.5 million packs of paper towels, and 85,000 liquid soaps to facilitate the safe return



of students to schools. Considering the special needs of our kindergarten pupils, arrangements were made to provide 100,000 electronic sanitizer dispensers, 404,000 gallons of sanitizers and 30,000 thermometer guns for kindergartens.

Social Event Measures

369. Mr. Speaker, Government eased initial restrictions imposed on social events such as funerals, religious activities and non-contact sports from middle to the end of 2020. However, as the new variant of the virus caused infections to spike, Government re- instituted some of the restrictions in late January, 2021.
370. As a result, funerals, weddings, concerts, theatrical performances, and parties have been banned. Private burials, with no more than twenty-five (25) people, are however allowed to take place, with the enforcement of the social distancing, hygiene and mask wearing protocols. Beaches, night clubs, cinemas, and pubs are also shut. Restaurants are allowed to provide take-away services and entreated to avoid seated services. Religious activities have been allowed to continue and are complemented by measures requiring worshippers to wear masks, leaders to register the names and contact details of all worshippers and to provide hand washing facilities and sanitizers.
371. Mr. Speaker, the National Sports Authority and the Ghana Football Association have been tasked to ensure compliance with the twenty-five percent (25%) capacity rule in our stadia, with spectators respecting the social distancing rule and wearing masks. Borders by land and sea remain closed. Further, public and private employers have been mandated to employ a shift-system for workers, in addition to the use of virtual platforms for business or work.

COVID-19 NATIONAL TRUST FUND

372. Mr. Speaker, to leverage other resources to fight the pandemic, Government passed the COVID-19 National Trust Fund Act, (2020), Act 1013 in April, 2020 to establish the Fund. As at 31st December, 2020, the Fund had mobilised GH¢ 57,134,093.58. Out of this, an amount of GH¢45,218,313.23 has been utilized as at 31st December, 2020. The resources have been essential in the Fund complementing the actions of Government by providing PPE and medical supplies to COVID-19 selected institutions, distribution of food items to the aged, vulnerable, and needy persons; providing vehicles to selected Treatment Centres, National Public Health & Reference Laboratories, Testing Centres, and the COVID-19 Central Care Management Team. It has also enabled the Fund to support the construction of the National Infectious Disease Centre, among others.

COVID-19 PRIVATE SECTOR FUND

373. Mr. Speaker, being together in this adversity, the Private Sector in Ghana swiftly organised and complemented Government’s effort towards fighting the pandemic. The Ghana COVID-19 Private Sector Fund was established as a vehicle to mobilise resources and undertake strategic interventions.



374. Mr. Speaker, as of October, 2020, the Fund had received donations amounting to GH¢44,339,138.98 from individuals and corporate organizations, including GH¢6,801,840.00 from the COVID-19 National Trust Fund. The amount comprises GH¢42,511,463.98 and GH¢1,827,675.00 cash and in-kind donations, respectively.

375. From the sum mobilized, an amount of **GH¢40,203,404.70** has been invested in various activities, including the construction of a 100-bed National Infectious Disease Centre in Accra. In addition, 10,000 test kits were donated to the Noguchi Memorial Institute for Medical Research and 468,770 PPEs to supply to various National COVID-19 Treatment Centres. The Fund also supported the training of 55 doctors, nurses, and biomedical scientists. By end December, 2020 1,476 representatives from various institutions had also been trained to campaign against stigmatization against COVID-19.

GhanaCARES (OBAATAN PA) PROGRAMME

376. Mr. Speaker, one lesson from this COVID-19 pandemic is to always be prepared. The rising tide of nationalism in the global economy and with it, issues of protectionism reinforces the need for us to be self-sufficient in key aspects of our socio-economic life. The increasing occurrence and spread of infectious diseases in this interconnected world should also serve as a powerful reminder of the times ahead of us.

377. Mr. Speaker, the wisdom in fostering a Ghana Beyond Aid has been strongly vindicated by the lessons from this pandemic. The old path and pace of meeting the needs of our people has proven woefully inadequate. Now more than ever, we must proceed at a faster pace, always contemplating natural disasters, epidemics and pandemics as well as geo-political interests.

378. Mr. Speaker, the Government launched the Ghana COVID-19 Alleviation and Revitalization of Enterprises Support (GhanaCARES - “Obaatan pa”) Programme on 20th November, 2020, to mitigate the impact of the pandemic and provide the framework to recover quickly with a stronger and more resilient economy. The CARES programme therefore, is our bold vehicle to transform our economy to a buoyant, prosperous, industrialised and more resilient one, that better serves the needs of our people.

379. Mr. Speaker, we know that delays and continued excuses in rising up to the challenge of seizing the opportunities offered by this pandemic will not only hand the advantage to our competitors but will deepen our vulnerabilities. We are therefore implementing this programme, fully guided by what is at stake and the lessons from history in sustained economic transformation. As in the “New Deal” which President Roosevelt launched to end the Great Depression in the United States in 1932, the CARES programme is designed to recover, revitalise and support strategic industries, harness new opportunities, create jobs and safeguard the economy against future shocks. Government is determined that



economic revitalization and growth under GhanaCARES is driven by both productivity and job growth in the economy, particularly in the private sector.

380. We are therefore vigorously pushing towards competitive import substitution by easing the constraints in agriculture, agri-business and industry and also providing well-targeted support. We will leverage our competitive advantages—in agriculture, labour, the growing numbers of educated Ghanaian youth, our strategic geographical location, and our well-earned reputation as “an island of political and social stability” in the region—in pursuit of the GhanaCARES programme.
381. The CARES programme is in two parts: a **Stabilization Phase**, as well as a **Revitalization and Transformation Phase**, which builds on the successes of Government’s immediate response to the ravages of the pandemic and on the realisation that these successes are not sufficient to safeguard the future of our people.
382. Mr. Speaker, in the initial Stabilization Phase (June to December 2020), a raft of measures were rolled out to provide relief and support to fellow Ghanaians, ensuring food security, protecting businesses and workers as well as strengthening the national health system.
383. Mr. Speaker, these interventions have been vital in protecting Ghanaians, sustaining the quality of life and preserving businesses. The result is the attainment of some stability that allows us to move forward in optimism towards recovery and transformation.
384. Mr. Speaker, this year marks the beginning of Phase II of the CARES programme, which will revitalise the economy and accelerate the national transformation agenda. Government will embark on dedicated actions to support local enterprises in targeted sectors to enhance competitive import substitution and export expansion in light manufacturing. It envisions structural reforms in the business environment to support our business men and women and to promote economic dynamism and diversification. In addition, it refocuses key government flagship programmes for increased efficiency, leverages digitisation and advances financial sustainability.
385. Mr. Speaker, the key pillars of Phase II of the CARES programme for this financial year are outlined as follows:
- Agriculture and Agri-Business (Modernisation)**
386. Mr. Speaker, Government will strengthen the support provided to agricultural modernisation. The successful flagship programmes like the Planting for Food and Jobs and the Rearing for Food and Jobs (PFJ/RFJ) will continue and their implementation modalities improved upon to make them even more efficient and impactful.



387. Mr. Speaker, beginning this year, we will heighten our focus on commercial farming to increase output and incomes, as well as employment, particularly among the educated youth. To this end, Government will ensure that ongoing irrigation works under the Ghana Commercial Agriculture Project are completed on time. These will support all year round farming covering about 7,490Ha and provide jobs as well as sustained income for the communities within the areas, when completed.
388. Additionally 15 small dams, in support of the One Village One Dam (1V1D) initiative, will be constructed to provide 240Ha of irrigable area. The irrigable areas of 10 completed small dams will also be developed to provide 160Ha for crop production as well as fishing including aquaculture. We will develop 110,000Ha of lowland valleys at strategic locations to support rice production.
389. To improve post-harvest operations, Government will facilitate the procurement of harvesters (5,000 hand-held and 25 combines) to improve the quality of paddy rice, and construct 10No 10,000MT capacity silos in 10 rice growing districts to maintain quality of harvested paddy rice by end 2023. In addition, Government will procure moisture meters, weighing scales and tricycles to enhance the quality of rice and support the operation of rice millers.
390. Mr. Speaker, irrigation and storage facilities will be improved to ramp up production of key food crops. We are also targeting to significantly increase the total area under irrigation by 2023. Together with the recent capacity expansions in warehouses and warehouse receipt system, these additions will assure and increase all-year-round production and storage. We aim to be self-sufficient in key staple crops and enter international markets by 2023.
391. Mr. Speaker, we are also confronting another structural challenge to commercial agriculture this year. Leveraging on digital technology and working more closely with stakeholders, we will create a Ghana Land Information Bank (GhLIB) to provide a reliable and easily accessible information platform to improve access to land for commercial farming. Government procurement of local produce for schools, hospitals and prisons will be increased to help expand the market for our farmers.

Industry and Technology

392. Mr. Speaker, our efforts to expand production and increase productivity in agriculture is closely connected with efforts to add-value to its produce. Government will therefore provide targeted, well-organised support to enable the private sector expand its light manufacturing capabilities in key agricultural sub-sectors.



393. As a result, The Government will strengthen agro-processing capability in the rice, poultry, cassava, sugar and tomato sub-sectors as a means of reversing the US\$1 billion spent on importing these and related commodities annually.

Rice

394. Mr. Speaker, the sobering fact is that, despite significant strides, we still spent on average GH¢1.5 billion a year to import 960,993 MT of rice between 2017-2019. Towards self-sufficiency in rice by 2023, we will engage private sector players with existing investments in rice mills in the Northern and Volta Regions as well as new investors. Government will support the private sector to secure additional mills through competitive credits.

395. In addition, we are identifying potential investors under a PPP model to invest in specialized rice silos in key production areas in order to maintain the quality of paddy rice in storage.

396. Mr. Speaker, we are supporting a mechanism that links millers to rice farmers as well as key markets and public entities. A comprehensive and vigorous national sensitization campaign will accompany the expected improvements in the quality and quantity of paddy rice to enhance demand for domestically produced rice.

Poultry

397. Mr. Speaker, poultry imports amounted to GH¢470million for each year between 2014-2019, representing 78 percent of total meat imports. Resolute steps will be taken to significantly increase domestic production of poultry, which averaged 61,767 MT between 2017 and 2019 by the end of 2023.

398. Even as Government awaits the final report of the Technical Team considering the structural issues within poultry production, we are operationalizing the new financing model for the poultry value chain developed with Agricultural Development Bank. The report will inform decisions relating to high cost of feed, timely access to day-old chicks and chemicals, and inadequate access to processing facilities. We will be resolute in pursuing all valid recommendations to ensure food security and economic transformation.

Cassava

399. We recognise the value of cassava in producing High Quality Cassava Flour (HQCF) as a substitute for Wheat. Government will therefore directly support the sector to significantly increase production by 2023.

400. Furthermore, we will promote the processing of cassava into ethanol and starch to address the supply deficit in the pharmaceutical and brewery industries. Government is confident these efforts will create jobs and enhance the incomes of our people. This year, we will provide direct support and embark on key legislative and policy reforms in the cassava sub-sector.



Tomatoes

401. Mr. Speaker, the news was recently dominated by the unfortunate incident of tomato transporters. The subsequent engagement with the stakeholders strengthened our determination to ensure we become net exporters on safer routes.
402. Government will increase the production of tomatoes by expanding the planted area and improve productivity from the current 8MT/Ha and move it close to the full potential of 20MT/Ha. This will be done by increasing access to technical services and supporting farmers to secure improved inputs for farming.
403. Mr. Speaker, Government has also prioritized the tomato value chain and will continue to engage investors with interest in developing new production and processing facilities for tomatoes. These investors will be supported with selective measures to take advantage of increased tomato production in both Ghana as well as the sub-region.

Pharmaceuticals

404. Mr. Speaker, the global stampede and nationalism in acquiring COVID-19 vaccines must demonstrate to us that our health security is intrinsically linked with the vitality of our pharmaceutical sector. The heights achieved in this sector in other countries is out of purposeful policy actions. Under the CARES programme, we will nudge the 40 registered pharmaceutical manufacturers into action and support some to become sub-regional giants.
405. We will unleash the potential of the sector through structured engagements, calculated policy and legislative reforms and provide incentives to re-position them. As a first step, Government is expanding procurement of locally manufactured pharmaceuticals this year while assuring timely payment of purchases.
406. We will expand and improve upon on-going efforts and ensure local production of Active Pharmaceutical Ingredients (API), which are required for the manufacture of all drugs and are currently imported.

Textiles & Garments

407. Mr. Speaker, harnessing the potential of the textile and garments sub-sector will be a focus under Phase II of the CARES programme. We recognized the positive response of the sector to incentives following the outbreak of COVID-19 last year.
408. Government will roll out supportive measures that will improve local demand, attract more investors, and most especially, enable firms to upgrade machinery and re-train workers. The experience of other countries proves that this is one of the surest routes to job expansion in the industrial sector. Our target is to create more than 50,000 jobs in the sector and earn not less than US\$200 million annually in exports by 2023.



Machine Tools

409. Mr. Speaker, one of the key objectives of the GhanaCARES is the development of technological competencies and machine tool capabilities, starting in the agro-industry, building materials, and automobile spare-parts - leveraging on the domestic presence of the global automotive industry.
410. This year under CARES, Government will contract the private sector to begin the manufacture of key farming implements and tools prototyped by CSIR and GRATIS. MESTI, under a PPP arrangement, will operationalize a foundry to assist with local fabrication of machinery and spare parts. Government will also support applied research and development in Ghana’s universities and research institutions.
411. In addition, we will expedite actions toward building domestic regional industrial parks linked with the technical universities to foster collaboration and development. This will help upgrade the technical capabilities of small-scale operators and also increase the practical and problem-solving orientation of our technical universities as an important aspect of our national technological development. Mr. Speaker, the experience elsewhere illustrates the value of such institutions in achieving technological catch-up for economic transformation.

Digitisation

412. Mr. Speaker, learning from the COVID experience, Government will speed-up efforts to fully deploy existing national digital platforms. Within the ambit of the new National Digital Economy Policy and Strategy, we will accelerate the implementation of initiatives such as the National ID, digital addressing systems, land records digitization, Ghana.Gov etc. and harness their integrative power for improved productivity in the economy, improved service delivery and transparency in the public sector.
413. As prescribed by the Policy, Government will immediately begin the restructuring of the institutional arrangements within the sector and make them more nimble to serve the needs of our time.
414. Mr. Speaker, this year, we will invest to strengthen and expand the national fiber network backbone to improve internet connectivity for Ghanaians. We will give new impetus to efforts to digitize fiscal revenue collection, support a cashless society, and enhance online education delivery. We will seek to work with the private sector to develop and operate technology hubs in each region to support young Ghanaian tech entrepreneurs create start-ups and build their businesses.

Infrastructure and Housing

415. Mr. Speaker, addressing the significant national housing deficit is a key component of the CARES programme. As a result, significant support will be provided to local construction companies to participate in the hospital



construction programme under the Agenda 111 scheme. This intervention is expected to deepen capacity in the construction industry.

416. We will expedite recent efforts to strengthen and expand housing mortgage and construction finance schemes in order to spur on the development of the housing sector. These efforts will deliver more housing units within the next four years. Government will seek to pass the Home Ownership Financing Bill to anchor the housing agenda.

Regional Hubs Programme

417. Mr. Speaker, Ghana will accelerate efforts toward becoming a regional hub, taking advantage of the Africa Continental Free Trade Area (AfCFTA) and our strategic position as the host of its Secretariat. Government will give a big push to establish an International Financial Services Centre (IFSC) in Accra. Through regulatory reforms, improvement in the business environment, and strategic investment promotion, we will also work to position Ghana as a regional manufacturing and logistics hub for the West Africa region. These efforts will undoubtedly also benefit from our political stability, geographical location and the relatively high level of education and quality of the Ghanaian labour force in the sub-region.
418. To this end, Government will complete the comprehensive legislative and institutional reforms of the Ghana Investment Promotion Centre (GIPC) and the Ghana Free Zones Authority (GFZA), as well as revamping the institutional framework for trade and investment promotion.
419. Mr. Speaker, to transform the economy, Government will assist entrepreneurs by improving access to competitive finance. The restructuring of the financial sector has repositioned the banks to increase financing to clients, especially entrepreneurs. To improve targeting and enhance growth in specific sectors, the following financing initiatives will be aggressively pursued:
- operationalizing the Development Bank Ghana to provide credit to qualifying financial institutions to on-lend to their SME clients in agro-industry, manufacturing and modern services at a longer tenor and affordable rates;
 - advancing an additional US\$45 million to strengthen the operations of the Venture Capital Trust Fund; and
 - strengthening and expanding the operations of GIRSAL and EXIM to meet the needs of entrepreneurs.
420. Mr. Speaker, the establishment of the world class Development Bank Ghana (DBG) is nearing completion. This august House passed the Development Finance Institutions Bill (2020), in August 2020 to pave the way for the licensing and supervision of the DBG by Bank of Ghana (BOG). Currently, the Ministry of Finance is working with key stakeholders to competitively recruit an independent Board and management for the DBG to be launched in June 2021.



421. Mr. Speaker, the Bank’s operations will focus on promoting private sector led growth which is an essential element for Ghana’s economic development. Development Bank Ghana (DBG) will mobilise private capital from both domestic and international markets and channel such funds to the private sector over the medium to long term through Participating Financial Institutions (PFIs). This ambitious initiative to unlock long term financing will focus mainly on manufacturing, agriculture, agro-processing, mortgages, ICT, and housing sub-sectors to propel economic growth and create jobs, and improve domestic revenue mobilization.
422. Mr. Speaker, the DBG will serve as a key instrument in our pursuit of economic transformation and job-creation, which are key elements of the Government’s overall National Strategy of Ghana Beyond Aid.
423. Mr. Speaker, it is worth noting that the advent of the COVID-19 pandemic has severely affected our economy, particularly the private sector, resulting in negative growth and job losses. In part, the DBG is being positioned as a post COVID-19 recovery institution endowed with adequate liquidity to provide long term capital to private operators within the economy.
424. Mr. Speaker, these initiatives will be complemented with the completion of the institutional rationalisation that will turn NBSSI into a much strengthened institution called Ghana Enterprises Agencies, in line with Act 1043 passed by Parliament in 2020. The passage of this Act will enable the Agency to streamline and manage all MSME and entrepreneurial programmes in Ghana.
425. Mr. Speaker, Government notes that more can be done to ease the constraints in the Business Regulatory Process for investors and enterprises. GhanaCARES will therefore prioritise on-going reforms to enhance the Business Environment with the aim of raising Ghana’s “Doing Business” global ranking from 118 in 2020 to be in the top-100 countries by 2023 and among the top 5 in Africa.
426. Mr. Speaker, our quest for transformation and higher manufacturing output under CARES will also be enabled by corresponding advancements in the skills of our workers. In this regard, Government will sustain its focus on technical and vocational skills, mostly in the targeted sectors, while enhancing the collaboration between industry and managers of technical education. Opportunity will also be provided for re-training of workers. The Ghana Jobs and Skills Project as well as the Skills Development Partnership with the Faith-Based Organisations will catalyze the drive towards this objective.
427. Mr. Speaker, this year, Government will continue promoting innovative financing to accelerate the completion of all on-going infrastructure projects.



Roads

428. In the road sector, we will work towards achieving the objectives of “Second Year of Roads” as declared by H.E. the President. In each of the three years prior to the first “Year of Roads” (2020), Government, on average, released GH¢2,091,445,785.09, of budgeted funding for investment in the roads sector. However, in the year 2020 alone, Government demonstrated its heightened commitment to the declaration of the Year of Roads by releasing GH¢4,850,968,339, to improve road infrastructure. This year, the “Second Year of Roads”, Ghanaians must be assured that we will demonstrate even more commitment with the aim of speeding up and sustaining the progress in the road sector.
429. Mr. Speaker, applying the recently enacted Public Private Partnership Act, 2020 (Act 1039), Government will activate a unique financing model, through the Ghana Infrastructure Investment Fund. The reconstruction and upgrading of the Accra-Tema Motorway will be the flagship of this model in 2021. The dualisation of the Accra- Kumasi and Accra-Cape Coast-Takoradi roads, will similarly be financed through PPP arrangements.
430. Mr. Speaker, to maintain the improvements on our roads, Government will review existing road tolls which came into effect in 2009 and align them with current market rates. This will form part of the framework for promoting burden sharing as we seek to transform our road and infrastructure sector in a post-COVID era.
431. Furthermore, in 2021, we will amend the Fees and Charges (Miscellaneous Provisions) Act, 2018 (Act 983) that governs the setting of Rates and Tolls to accommodate an automatic annual adjustment that will be pegged to the previous year’s average annual inflation as published by the Ghana Statistical Service.
432. Mr. Speaker, the implementation arrangements for the GhanaCARES programme are in place. Clear budgets have been set and milestones developed. We will establish delivery units in the relevant MDAs and partner with the private sector, academia, and other practitioners to facilitate and monitor implementation. There will also be regular institutional engagement to ensure that synergies are achieved and our transformation agenda remains on track.



SECTION SIX: SECTORAL DEVELOPMENT AND OUTLOOK

Introduction

433. Mr. Speaker, the programmes and activities being implemented by the MDAs and MMDAs are based principally on Ghana’s Medium-Term National Development Agenda 2018-2021 as well as the Ghana Beyond Aid Agenda. The programmes also aim to attain the objectives and targets arising from our international commitments with regard to the UN Agenda 2030 (SDGs) and African Union Agenda 2063.
434. This section therefore highlights the performance of the sectors in 2020, as well as programmes and activities planned for implementation in 2021.
435. As has been noted in previous sections of the document, the health and economic consequences of the COVID-19 pandemic has adversely impacted the delivery of most economic activities, not least the planned programmes and activities of MDAs/MMDAs approved in the 2020 budget. However, it is projected that the roll-out of the Government’s vaccination plan, which started this March, will improve the work environment, thereby facilitating the smooth implementation of the planned 2021 programmes and activities.

MDA Sector Performance and Outlook

Administration Sector

Introduction

436. The main focus of the Administration sector is to ensure democratic governance, public financial management, local governance administration, public accountability, public policy management, international relations, development communications and civil society engagement.
437. The programmes in this sector aim to achieve the sustainable development goals (SDGs) 1,3,4,6,8,10,12, 16 & 17 and African Union (AU) Agenda 2063 Goals 2, 11,12,13,15,19 & 20.

OFFICE OF GOVERNMENT MACHINERY

2020 Performance and Outlook for 2021

438. The Office of Government Machinery exists to provide accountable, transparent, managerial, technical and administrative services to the Presidency and other stakeholders for the attainment of Government’s development agenda of improving the quality of life of all Ghanaians.

Management and Administration Programme

439. Mr. Speaker, Cabinet Secretariat organised: 19 Cabinet meetings and one Cabinet retreat; reviewed and approved 101 Cabinet memoranda; made 146



Cabinet decisions; and submitted to Parliament 120 memoranda for consideration and approval.

440. In 2021, the Secretariat will organise 24 Cabinet meetings, produce 60 memoranda, and generate 450 decisions, out of which 135 will be forwarded to Parliament for consideration and approval.

Institutional Development Programme

441. Mr. Speaker, the Ghana Scholarships Secretariat introduced automation of the District Level Scholarship Scheme from the online scholarships application process through to the payments of awards. The objective is to make scholarship application accessible to all and also increase transparency in the awarding process.

442. The secretariat was able to make payments for tuition fees and allowances to scholarship beneficiaries under the various scholarship schemes for the 2019/2020 academic year. Mr. Speaker, in 2020, a total of 1,748 foreign and 47,141 local scholarships and bursaries were awarded to students.

443. The Secretariat will award 20,000 local scholarships to needy students made up of District Level Scholarships Scheme (DLSS), Bursaries and Thesis grants to postgraduate students in public tertiary universities, long stay allowances to medical students, and allowances to the physically challenged. Under foreign awards, the Secretariat projects to grant 2,384 awards. This includes bilateral, non-bilateral and year-abroad.

444. Mr. Speaker, in 2020, the Nation Builders Corp (NABCO) maintained 97,373 graduates in work under the Seven Modules across the country. NABCO Talent Academy; a virtual training portal was developed to provide learning and training opportunities to enable trainees acquire the needed exposure to seek permanent employment or venture into entrepreneurship.

445. In 2021, NABCO will work on the exit plan for trainees who are currently employed and continue to create further training opportunities for the trainees to enhance their employability; design and organise series of training sessions for qualified graduates under the modules.

Investment Promotion and Management Programme

446. Mr. Speaker, the Ghana Investment Promotion Centre (GIPC) registered 69 new projects with foreign participation for the year. The estimated value of the newly registered projects was US\$688.74 million. The Foreign Direct Investment (FDI) component of this value was US\$627.52 million. The total initial capital transfers for newly registered projects amounted to US\$55.75 million.

447. Mr. Speaker, the Centre will organise a summit in March 2021 to establish a platform where diaspora investors can interact with potential sponsors, partners,



collaborators and government officials. The summit will also create an avenue for meaningful and sustainable Diaspora Investment to support economic growth and development in Ghana.

448. Additionally, the Centre will organise a series of networking sessions to promote engagement and dialogue between the Centre, the private sector and relevant government agencies. The sessions will strengthen connections with businesses in Ghana and nurture relationships with investors to create an enabling environment to promote business linkages.
449. Furthermore, the Centre will in 2021 organise dialogue sessions with the economic desks of various foreign missions in Ghana to foster collaboration, discuss challenges to doing business in Ghana and investment climate issues.
450. Under MASLOC, an amount GH¢118,292,245.28 was disbursed to 35,438 clients. The breakdown of this data shows that Micro Loans comprising of group loans was GH¢45,336,287.19 involving 34,434 clients, while the Small Loans was GH¢605,711.78 to 460 clients, Project Loans was GH¢72,350,246.31 for 544 clients. The Centre recovered a total of GH¢22,478,522.33 made up of GH¢14,895,015.70 from Cash Loans, GH¢7,299,990.79 from Vehicle Loans and GH¢283,515.84 from Tricycle Loans.
451. In 2021, the Centre projects to disburse GH¢50,400,000 in Micro and Small Loans and GH¢30,000,000 in Tricycle and Vehicle Loans. GH¢29,547,570 of the total amount will be from recoveries of loans given out.

Regulatory Services Programme

452. Mr. Speaker, the Internal Audit Agency received 1,045 internal audit reports representing 66 percent of the total number of 676 reviewed and provided feedback to the appropriate covered entities and public sector institutions.
453. In 2021, the Agency will continue with its capacity building initiatives by training public officers from all covered entities in Enterprise Risk Management (ERM), Risk Based Internal Auditing, Procurement Audit, as well as Financial Statement and Information Technology Audit. In addition, training in soft skills will also be provided to staff of Internal Audit Units (IAUs) across the country to enable them support covered entities to develop and implement sound internal control systems.
454. As part of its roles under National Anti-Corruption Action Plan (NACAP) and the fight against corruption and wastage in the Public Sector, the Agency will train audit committee members, track the implementation of outstanding internal audit recommendations, report the status of implementation of outstanding audit recommendations to the Minister for Finance, and facilitate the formation and functioning of audit committees. Internal Auditors will also be trained to properly audit and stop irregular transactions in the GIFMIS.



National Equipment Leasing Policy

455. In 2021, Government will formulate a National Equipment Leasing Policy and commence preparations towards the implementation of the Policy to cover medical equipment, vehicles, photocopiers, printers and scanners amongst other items as part of measures to manage efficiently the capital expenditure budget.

Zongo Development Fund Programme

456. Mr. Speaker, the Ministry of Inner-City and Zongo Development was originally set up to develop the Zongo Communities and Inner-Cities. Following the realignment of ministries in 2021, the operations of the Zongo Development Fund has been realigned to the Office of Government Machinery to be supervised by the Office of the President.

457. Mr. Speaker, significant achievements in 2020 include the following; 32 schools constructed in 10 regions across 31 districts, a library in Adoagyiri Zongo in the Eastern Region, a health facility for the Kpando Zongo community in the Volta Region, and provided 42 water systems for Zongo communities in 12 regions and 25 districts across the country. Again, 12 institutional toilets were completed in nine districts in five regions, 120 streetlights comprising grid-tied and solar powered units were installed in seven communities in three regions.

458. Mr. Speaker, the former Ministry also converted Green Parks in Akim Oda, Old Tafo-Kumasi, Yeji, Salaga, and Bolga to astro-turfs. In addition, Fadama Astro-turf was completed in December 2020. Thirty-eight (38) ICT centres were established in 38 communities in 14 regions. Also, bursary support was provided for a total of 108 brilliant but needy youths to pursue programmes at various levels of education. Again, 63 artisans in the Sunyani East and West Municipal Assemblies were provided with entrepreneurial training.

459. Mr. Speaker, in 2021, the Zongo Development Fund will focus on the delivery of the following projects and programs; construction of 20No. mechanised community water systems, construction of 20No. 12-seater institutional toilets, rehabilitation of 5km access roads, construction of 5km neighborhood drains, and the construction of 5No. community recreational parks.

Special Development Initiatives

460. Mr. Speaker, the implementation of IPEP will be continued under the supervision of the Office of the President from 2021 and beyond. The three Development Authorities namely; Coastal Development Authority, Middle Belt Development Authority and Northern Development Authority will prioritise and complete projects which were started in the 2020 financial year.

461. Sanitation and Water for All Initiative - The Ministry in 2018 commenced construction of 1000 WC Toilets, and 1000 community-based mechanised solar powered water systems across all constituencies in the country. In 2020, 179 of



the community-based mechanised solar powered water systems were completed bringing the total to date since 2018 to 650. Also 150 10-Seater Water Closet Toilets were completed bringing the total to date since 2018 to 600. This initiative undoubtedly has contributed to the improvement of access to safe drinking water and reduced the incidence of open defaecation across the country, especially in rural and peri-urban communities.

462. Provision of 50No. Prefabricated Grain Warehouses - Under the “One District One Warehouse Initiative” 42 out of the 50 Grain Warehouses initiated in 2018 were completed by end December 2020 and handed over to the Ministry of Agriculture and the Ghana Buffer Stock Company. Seven of these projects were completed in 2020. The remaining eight are expected to be completed by September, 2021.
463. One Village One Dam Initiative - Mr. Speaker, in 2020, a total of 227 small earth dams were completed bringing the total to 427, and are being used by the beneficiary communities across the five northern regions for livestock watering, small irrigation farming, and other domestic uses.
464. Provision of Markets - In order to help limit extreme food price volatility, 46 rural markets were constructed in 2020, bringing the total to 48 completed projects out of the target of 50, and are in use by the beneficiary communities. Again works on the first phase of the Mankessim market, which includes a 780-metre storm drain was completed, while the Dome market is about 30 percent complete.
465. Health Infrastructure and Facilities - To address the inadequate access to basic health service delivery, the Ministry facilitated the provision and distribution of 10,000 hospital beds across health facilities in each of the 275 constituencies. This will significantly increase hospital admission capacity across the country. Additionally, 20 out of 26 clinics with Medical Officer’s residence were completed in 2020 and fully furnished in selected constituencies.
466. Mr. Speaker, other initiatives under IPEP are as follows:
- National Property Address Tagging Project - The Ministry in collaboration with the District Assemblies and Land Use and Spatial Planning Authority is implementing a National Property Address Tagging Project. The project is expected to generate about 4 million digital addresses to be embossed on plates fixed on identified properties. In line with this, over 4 million digital addresses were generated and validated. Fixing of the digital address plates on properties is ongoing and expected to be completed in 2021.
 - Constituency Specific Projects - Lack of basic infrastructure continues to impede development at the local level. Consequently, a programme was designed to construct over 5,000 basic infrastructure projects including culverts, small bridges, community centres, police posts, classroom blocks, durbar grounds, boreholes among others in all the 275 constituencies. Mr.



Speaker, 800 of these projects were completed in 2020 bringing the total to date to 1,000.

- Supply and Distribution of Outboard Motors – The Coastal Development Authority distributed 3,082 outboard motors out of a target of 5,000 to fishermen at subsidised prices.

Monitoring and Evaluation Programme

467. Mr. Speaker, the Ministry of Monitoring and Evaluation has been dissolved and its functions placed under the Office of Government Machinery starting 2021. The former Ministry in collaboration with all MDAs reviewed the Results Framework for Government High Priorities from 2017 to 2020. The aim of the 2020 review was to come up with realistic targets, taking into consideration 2019 sector performance indicators and the effect of COVID-19.
468. In collaboration with the Ministry of Finance, quarterly budget performance monitoring reports of 17 Government Flagship programmes, and selected statutory funds, were prepared and submitted to Cabinet. In 2021, the Office will conduct physical monitoring and implementation audits of the Programmes.
469. Mr. Speaker, in collaboration with the Offices of the Vice President and Senior Minister, Ministry of Information, other sector ministries and Metropolitan, Municipal, and District Assemblies, the first Results Fair was held in Accra and Kumasi. The Fair brought together over 8,867 non-state actors comprising of chiefs and queen mothers, students, and media personnel. The Results Fair has helped to improve transparency and social accountability by providing a space for open engagement and dialogue between the MDAs, MMDAs and the citizenry.
470. In 2021, the Office will conduct the Annual Citizens’ Assessment Survey “Listening to Ghana”, organise the second Results Fair, and develop and operationalise the Ghana Performance Portal.

State Interests and Governance Authority (SIGA)

471. State Interests and Governance Authority (SIGA) in 2020 undertook various activities to operationalise the SIGA Act, 2019, Act 990.
472. SIGA updated their Corporate Plan to bring it in line with the provisions of the Act and revised the Performance Contract Document which is the pivot of the Performance Contracting System.
473. Mr. Speaker, in 2020, the Authority negotiated and signed Performance Contracts with 61 out of 116 State Owned Entities (SOEs) under its purview. In 2021, SIGA will negotiate and sign Annual Performance Contracts with all 116 specified entities, and monitor compliance to ensure their efficient operations.



474. Following the adverse impact of COVID-19 on the operations of several SOEs, SIGA conducted a financial assessment of these entities to enable them seek financial support from the Ministry of Finance as directed by Cabinet. Among these specified entities were Metro Mass Transit Company Limited (MMTC), Inter City Transport Company Limited, Ghana Institute of Management and Public Administration, Ghana Technology University College, Ghana Civil Aviation Authority, and Ghana Airport Company Limited.

475. Mr. Speaker, in 2021, the Authority will develop a comprehensive register of Specified Entities pursuant to Act 990, and draft the Act 990 Regulations for consideration of Parliament. It will also develop the Code of Good Corporate Governance, and finalise a Compensation, and Dividend Policy in collaboration with Ministry of Finance.

National Population Council

476. Mr. Speaker, the National Population Council under the programme Ghana Family Planning Costed Implementation Plan (GFPCIP 2016-2020) organized a follow-up and monitoring activities in 2020 to give opportunity for relevant stakeholders to become conversant with using the dashboard and its outputs for informed decision making.

477. The Council also launched a Mother - 2 - Mother (M2M) programme in Ghana to integrate Early Childhood Development with Reproductive, Maternal, New-Born and Child Health (RMNCH) Models in Ghana.

478. Mr. Speaker, in 2021, the National Population Council will continue to partner with the Ministry of Health, and Farm House Productions to review the popular television series “You Only Live Once (YOLO)” Season six scripts. The YOLO TV series is to increase young people’s access to appropriate health information and services by enhancing the social, legal and cultural environment for the improvement of young people’s reproductive health. This season will focus on regions with high poverty and teenage pregnancy rates such as the Central, Western, Volta and Greater Accra.

479. Mr. Speaker, Ghana Aids Commission (GAC) focused on its mandate and was able to chalk the following notable successes among others:

- Reduction of new infections from 20,068 in 2019 to 17,581 in 2020 through their education campaign and increased distribution of condoms (from 26.8 million in 2019 to 28.8 million in 2020);
- Reduction of AIDS related deaths from 13,616 in 2019 to 9,957 in 2020 as a result of increased treatment of PLHIV from 153,901 in 2019 to 204,031 in 2020 leading to viral suppression of 57 percent;
- HIV testing also moved upwards from 1.9 million in 2019 to 2.3 million in 2020;



- Prevention of Mother to Child transmission of HIV programme placed 13,458 positive pregnant women on treatment in 2020 against 11,686 positive pregnant women who received ARVs in 2019;
- Strong engagement and advocacy with the Legislature and other stakeholders resulting in the passing and dissemination of the Ghana AIDS Commission Regulations 2020 (L.I. 2403); and
- Finalization of the new NSP 2021 – 2025 to drive the national response of HIV and AIDS for the next five years.

480. Mr. Speaker, in 2021, GAC will roll out various programmes to meet the ambitious targets set by the UNAIDS (95-95-95 from 90-90-90). Major activities to be undertaken include the following:

- Operationalization of the National HIV and AIDS Fund to improve domestic resourcing of the HIV response;
- HIV Testing Services (HTS) to be increased from 2.3 million in 2020 to 2.8 million in 2021;
- Anti-Retroviral Therapy coverage to reach 85 percent of Persons Living with HIV in line with the Government’s “Treat All” policy;
- Embark on aggressive media campaign towards behavioural change to prevent HIV infections; and
- Sensitization of PLHIV on false claim of cure.

National Identification Authority

481. Mr. Speaker, in 2020, NIA made significant progress in the delivery of its core mandate in spite of the challenges posed by the outbreak of the COVID-19 pandemic. The Authority currently has a cumulative number of 15,553,648 Ghanaians enrolled on the National Identity Register (NIR) while 13,848,697 Ghanaians were issued with the Ghana Cards.

482. Out of the number on the register, the Authority enrolled a total of 9,518,646 in 2020, consisting of 5,103,262 from the main registration exercise and 4,415,384 from the mop-up registration exercise.

483. This year, the Ghana Card Identification numbers will replace the Tax Identification Numbers, SSNIT biometric numbers as well as the National Health Insurance numbers. The card will also be linked to sim cards, bank accounts, Births and Deaths registry, DVLA documents and passports.

484. In 2021, NIA will commence registration of Ghanaians less than 15 years of age, while biometric services for all users of the Ghana Card will also be commenced.

OFFICE OF THE HEAD OF CIVIL SERVICE

2020 Performance and Outlook for 2021

485. Mr. Speaker, the Office of the Head of the Civil Service (OHCS), as a Central Management Agency, has the mandate to provide the requisite leadership,



manage the human resources and promote the organisational development of the Civil Service to enable it respond positively to the needs and aspirations of all its stakeholders. In view of the outbreak of the COVID-19 pandemic in the country and the government mandated protocols, most of the OHCS 2020 programmes were conducted virtually.

486. As part of its mandate, the Service vetted, assessed and promoted 2,798 out of 4,832 officers. In addition, promotion related training programmes were conducted at GIMPA and the Civil Service Training Institutions for 1,903 Civil Service staff in Diploma in Public Administration and Scheme of Service. Additionally, 939 officers were recruited and posted to the various Ministries and Departments in 2020.
487. Mr. Speaker, the Service signed Performance Agreements with 38 Chief Directors and 261 Heads of Department and Directors/Analogous Grades of various Ministries. In 2021, the service will deepen the implementation of the Performance Management System; roll out the revised Performance Management Tools, develop and pilot online Electronic Staff Appraisal system and update the OHCS HR database systems.
488. In addition, the Service will develop, review and finalise schemes of service for MDAs, revise organisational manuals for MDAs and continue the implementation of the OHCS component of the Ghana Public Sector Reform Project (GPSRP).
489. Mr. Speaker, under the Civil Service awards for meritorious performance 14 chief directors attained the ranking of Excellent, and 12 directors, 32 professionals and 28 sub-professionals received meritorious awards. The Service will continue with the award scheme in 2021.
490. In line with Pillar Six of the National Public Sector Reform Strategy (2018 -2023) – Digitised Public Sector Services and Systems, the Office accelerated the adoption of the use of online platforms for the conduct of meetings, workshops, training sessions, recruitment and promotion interviews among others. 95 percent of promotion interview processes were digitised.
491. To pave way for the effective implementation of the Marine Drive Tourism project, the Service coordinated the temporary relocation of 11 public sector institutions affected by the Project. In 2021, the Service will coordinate the construction of 17-storey Office Complex as part of the Marine Drive Project Redevelopment of the Ministerial enclave.
492. Mr. Speaker, to ensure an effective and improved records management system in the service for good governance and accountability, the Office reviewed and developed classification systems for two MDAs and undertook monitoring and evaluation activities for 14 MDAs. The exercise sought to identify weaknesses and challenges in records offices across MDAs and to fine tune the records



management procedures and practices for these MDAs in line with established standards. In addition, 5,600 archival sheets were digitised. In 2021, PRAAD plans to digitise 150 million sheets to preserve deteriorating public records.

PARLIAMENT OF GHANA

2020 Performance and Outlook for 2021

Parliamentary Business Programme

493. Mr. Speaker, the 7th Parliament of the 4th Republic in performing its mandate, in 2020 considered and approved various policy proposals that were laid before the House including, 60 Bills, 36 Legislative Instruments, four Reports of the Auditor General, and 151 Loan Agreements. In all, Parliament held 133 Plenary, and 108 Committee Sitings. The succeeding Parliament - 8th Parliament of the 4th Republic - was inaugurated on 7th January, 2021.
494. By end December 2020, forty-nine out of the 60 Bills presented were passed into Law. During the same period, 36 Instruments laid before the House entered into force. The House also admitted 40 Statements, while 42 Parliamentary Questions were asked and responded to by Ministers.
495. In 2021, Parliament will continue to discharge its constitutional obligations through the performance of its representation, legislative, financial oversight and deliberative functions. These functions, among others, entail considering various Bills and Legislative Instruments, ratifying loans and other international Agreements presented to the House, as well as monitoring the implementation of programmes and policies of the government, as part of its oversight mandate.

Implementation of Programs and Projects

496. Mr. Speaker, the Parliamentary Infrastructure Enhancement Project (PIEP), including the Job 600 Annex Building and the Chamber Support Services Building were completed and inaugurated by His Excellency, the President to provide additional office space for the remaining 23 MPs and other key departments of the Parliamentary Service.
497. Other projects are at various stages of implementation and will be continued in 2021. These include, the e-Parliament project, the Table Office Management Information Systems, Geographic Information Systems, and the Budget and Fiscal Analysis Office.

Hosting of Commonwealth Parliamentary Association (CPA) International Conference.

498. Parliament of Ghana is expected to host the CPA International Conference in 2022. Given the nature of the events, Parliament will commence preparations in 2021 in order to prepare itself for the event and project the good image of the country.



AUDIT SERVICE

2020 Performance and Outlook for 2021

499. The Audit Service is responsible for promoting good governance and protecting the tax payers’ interest through the audit function in accordance with Article 187 (2) of the 1992 Constitution. The objective is to ensure accountability whilst demanding propriety on the part of public officials in line with Article 35 (8) of the 1992 Constitution.
500. Out of the planned 5,456 audits, the service completed 4,256 and submitted seven main reports to Parliament. In addition, the Service undertook a number of special audits and four reports were issued to Parliament.
501. The Service continued to improve staff capacity through workshops and other training interventions with the required skills including new audit methodologies to ensure optimal performance.
502. In 2021, the Service will continue with its core financial audit of 4,300 entities out of the audit universe of 5,748. These include MDAs, MMDAs, pre-university educational institutions, and Special Audits. The Service will also conduct audit in the areas of procurement and contract administration, oil and gas exploration, and performance of international assignments.
503. Furthermore, the Service will continue to build the capacity of Management and staff to be abreast with international standards and best practices to enhance the ability to undertake audits in new and emerging areas. It will also organise stakeholder engagement and implement the provisions on Disallowance and Surcharge and Asset Declaration with the aim of deepening good governance in the public sector.

PUBLIC SERVICES COMMISSION

2020 Performance and Outlook for 2021

504. Mr. Speaker, in 2020, following a review of the GIFMIS, Government directed that the HRMIS be re-implemented. The reimplementation project commenced in February 2020 and as part the exercise, PSC initiated the review of all Government of Ghana (GoG) HR processes culminating in the Business Process Mapping document that was signed off and adopted by all key stakeholders. Following its adoption, the reconfiguration of the HRMIS system is to commence in earnest for 12 pilot MDAs, and is expected to be completed by third quarter of 2021.
505. After the 12 pilot MDAs go live on the re-structured HRMIS, the system will be rolled out to all other MDAs.



506. The Human Resource Management Policy Framework and Manual (HRMPF&M) was given effect in April 2015 to streamline the operations of the public services in HRM practices. In 2021, the Public Services Commission will review the manual after five years of implementation to meet the changing demands of the public services.
507. In order to ensure effective application of corporate governance throughout the entire Public Service, in 2020, the Commission organised a series of training and sensitisation workshops for members of Governing Boards/Councils, Chief Executive Officers and Directors in public service organisations on the Public Service Governance Manual.
508. In 2021, the Commission will continue the training and sensitisation drive to improve effective corporate governance in the Public Services. In particular, as a number of new boards are expected to be inaugurated this year, the Commission will deepen its sensitisation programmes to ensure good corporate governance across public service institutions.

ELECTORAL COMMISSION

2020 Performance and Outlook for 2021

509. Mr. Speaker, the Commission’s major programme was the conduct of the 2020 Presidential and Parliamentary elections. In furtherance of this, the Commission conducted a nationwide Voter Registration Exercise and exhibited the Register nationwide. The Commission procured modernised biometric voter management system and recruited 236 permanent staff.
510. Again, the Commission conducted 267 grassroots training for registration officials at the district level, conducted 16 regional training of trainers workshops for registration, exhibition and election officials; recruited 100,000 temporary registration and exhibition officials, and 236,015 temporary election officials; increased polling stations from 32,000 to 38,622; and successfully conducted 2020 Presidential and Parliamentary Elections and gazetted the results.
511. The Commission in 2021, will undertake the following: electoral reforms on existing laws, policies and systems; inspection of political party offices; engagement with stakeholders on the 2020 General Elections; evaluation and review of the 2020 Presidential and Parliamentary Elections; and continuous Voter Registration Exercise.

MINISTRY OF FOREIGN AFFAIRS AND REGIONAL INTEGRATION

2020 Performance and Outlook for 2021

512. In 2020, the Ministry upgraded the Niamey Consular Post to a full Embassy and re-opened the Tripoli Mission and established the Vienna Mission. In addition, the



following seven operational guidelines were adopted: Re-configuration of Countries of Concurrent Accreditation; Opening and Closure of a Mission; Conditions of Service for Locally-Recruited Staff of Ghana Missions Abroad; Protocol Guidelines; Guidelines for the Establishment of Honorary Consulates of Ghana abroad; proposed Local Staff Establishment of Ghana Missions abroad; and Manual on the Duties attached to the post of an Honorary Consul of Ghana.

513. The Ministry facilitated the election of H.E the President of Ghana as Chairman of ECOWAS at the 57th Ordinary Session of the ECOWAS Authority of Heads of State and Government and also secured AU and ECOWAS endorsement of Dr. Edward Kwakwa for the position of the Director-General of the World Intellectual Property Organisation (WIPO).
514. The Ministry coordinated the successful evacuation of over 10,000 stranded Ghanaian nationals abroad, and obtained Cabinet approval for the establishment of diplomatic relations with member states of the UN with which Ghana did not have diplomatic relations.
515. H.E. Nana Addo Dankwa Akufo-Addo, President of the Republic of Ghana led various Ghanaian delegations to participate in a number of statutory meetings and summits held particularly during the first quarter of the year. Also in line with current protocols imposed by the COVID-19 pandemic, the Ministry facilitated the participation of H.E the President in a number of other statutory regional and international meetings and conferences organised virtually, including the general debate of the 75th Session of the United Nations General Assembly.
516. These events yielded varied benefits to Ghana. For instance, the visit to Norway by H.E. the President resulted in several investment commitments including; training and industrial development, assistance from the development finance institution of the Norwegian Government to qualified Ghana businesses through its West African office; potential further exploration and appraisal of the South Deep Water Tano (SWDT) block.
517. Mr. Speaker, the participation of H.E the President in the UK-Africa Investment Summit held on 20th January 2020 in London, UK, secured deals amounting to £326million in the following sectors: £26million export contract to supply solar powered water filtration systems in Ghana; £80.3million worth of work on the Tema-Aflao road project ; £120.5million export contract to upgrade the Okomfo Anokye Teaching Hospital in Kumasi; £40million worth of export contract to develop the Kumasi Airport; and £60million worth of export contract for the building of 285 bed Hospital in Koforidua.
518. In addition, the visit by the Minister to Turkey in 2020 yielded the following outcomes: offer by the Turkish Government to grant 26 scholarships to Ghanaian students bringing the total number of scholarships awarded to Ghanaian students by Turkey to 436; and a Memorandum of Understanding on Cooperation in the



Field of Information Technologies and Diplomatic Archives signed between the Foreign Ministries of Ghana and Turkey.

519. Again, H. E. the President and a delegation from Ghana on 28th February, 2020 paid an official visit to Switzerland to hold official bilateral talks on economic relations, cooperation in environmental matters as well as peace and security policy. The Governments of Ghana and Switzerland signed a bilateral Agreement which sets the framework conditions for implementation of Article six of the Paris Agreement on Climate Change. In effect, Ghana will receive finance from Switzerland for “green” friendly projects with the Swiss taking carbon credits from Ghana to meet its climate commitments without compromising Ghana's climate actions.
520. In 2020, Ghana signed Visa Waiver Agreements with Qatar, Jamaica, Suriname, Saint Kitts and Nevis, Saint Vincent and the Grenadines, Guyana, Venezuela and Malta. When operationalized, officials from both countries carrying Diplomatic, Service and Official passports will be exempted from applying for visas when entering each other's countries.
521. As part of the Ministry's efforts to give a facelift to our Missions abroad and also reduce expenditure on rents for accommodation and office space, the Ministry either purchased, constructed or renovated various properties for a number of Ghana Missions abroad. The under-listed projects were continued at various Ghana Missions abroad: Chancery of Ghana High Commission in Lusaka (renovation), Residence of Ghana Embassy in Bamako (construction), Residence of Ghana Embassy in Paris (renovation), Chancery at Ghana Mission in Bamako (renovation), Ghana High Commission in Pretoria (renovation); Ghana Embassy in Brussels (purchased), Ghana Consulate in Toronto (refurbishment), Ghana Embassy in Cotonou (purchased), Ghana Embassy in Tel Aviv (purchased), and Ghana Consulate in Lagos (renovation).

Passport Administration Programme

522. Mr. Speaker, the Ministry implemented a number of initiatives to improve service delivery at the Passports Office including, extension of the validity of booklets of ordinary passports from 5 to 10 years; introduction of 48-page passport booklets for frequent travellers; launching of online passport application system; commissioning of the Kumasi Premium Passport Application Centre, commissioning of the Tamale Premium Passport Application Centre; commissioning Cape Coast and Wa Passport Application Centres (PAC), and construction and relocation of the Passport Head Office.
523. Mr. Speaker, in 2021, the Ministry will undertake the modernisation of the new Passports Head Office and introduce chip-embedded passports as well as machine-readable visa stickers. Additionally, all Ghana missions abroad will migrate from machine readable passports to biometric passports.



MINISTRY OF FINANCE

2020 Performance and Outlook for 2021

Economic Policy Management

524. Mr. Speaker, in a bid to effectively manage the socio-economic effects of the COVID-19 pandemic, Government, through the Ministry of Finance, instituted a number of measures. These included the preparation of a GH¢1.2 billion Coronavirus Alleviation Programme (CAP 1), and mobilisation of additional funding from domestic sources and development partners. As highlighted in various sections of this Statement, the Ministry together with other stakeholders launched the three year COVID-19 Alleviation and Revitalisation of Enterprise Support (CARES) Programme on 18th November, 2020.
525. Mr. Speaker, as part of measures to enhance the Financial Sector Ecosystem, a Capital Market Master Plan was developed to strengthen capital market regulation and enable reforms that will improve, product diversity, innovation, and professionalism. The Ministry in collaboration with the Securities and Exchange Commission will launch and commence the implementation of the Capital Market Master plan in 2021.
526. Under the National Housing and Mortgage Finance (NHMF) Initiative, H.E the President, commissioned 204 affordable housing units in Tema community 22, which were constructed in a record time of nine months. The Real Estate Investment Trust’s (REIT) Scheme also purchased over 120 housing units which were rented out to public sector workers. The NHMF was set up to pilot two schemes namely, the National Mortgage Scheme (NMS) with three participating Banks (Stanbic, Republic, and GCB Bank Limited) and the REIT (Rent-to-Own) Scheme. In 2021, 180 housing units (2 and 3 bedrooms) will be constructed at Tema Community 22 and 200 units of affordable housing will be provided in three regional capitals in collaboration with the State Housing Corporation (SHC).
527. Mr. Speaker, the Ministry also launched the Digital Financial Services Policy and Cash-Lite Roadmap which is intended to speed up financial inclusion and digital payments. In 2021, a demand side financial services survey will be conducted and the results used as a base line to measure progress in financial inclusion.
528. The National Insurance Bill was passed by Parliament to strengthen the regulatory authority of the National Insurance Commission and pave the way for new market products. The new Act replaces the Insurance Act, 2006 (Act 724).
529. Mr. Speaker, the Public Private Partnership Act, 2020 (Act 1039) which provides the legal, regulatory and institutional framework for the governance of Public-Private Partnerships was passed. With the passage of the Act, the Ministry will prepare accompanying Regulations for Parliamentary approval to operationalise the Act in 2021.



530. The Public Investment Management (PIM) Regulations 2020 (L.I. 2411) was passed into law to prescribe the method for the preparation, evaluation and execution of investment projects. In 2021, the Public Investment Management (PIM) Framework in accordance with the PFM (PIM) Regulations will be developed.
531. Mr. Speaker, the Ministry finalised the draft State Ownership Policy. In 2021 it will be subjected to stakeholder consultations and presented to Cabinet for consideration and approval. Additionally, an equity study was reviewed in 2020 and a report together with recommendations will be submitted to Cabinet this year for consideration and approval.
532. Mr. Speaker, in 2021, the Ministry will develop an Asset Management Policy and Strategy to guide the effective and efficient management and utilisation of state assets.
533. Mr. Speaker, preparatory activities towards the conduct of the 2020 Population and Housing Census (PHC) progressed steadily since its initiation in 2019. However, with the onset of the COVID-19 pandemic in the country and the accompanying protocols, some of the scheduled preparatory activities could not be completed and therefore necessitated the postponement of the PHC. The PHC has therefore been rescheduled for June/July 2021.

Resource Mobilisation and Management Programme

534. Mr. Speaker, the Revenue Administration (Amendment) Act, 2020 (Act 1029) was passed to establish an Independent Tax Appeals Board and enhance the existing voluntary disclosure procedures. The role of the Tax Appeals Board is to determine appeals against the tax decisions of the Ghana Revenue Authority (GRA) while the voluntary disclosure procedures are to encourage compliance. The transfer pricing regime was further improved with the passage of the Transfer Pricing Regulations, 2020 (L.I. 2412). The new regulations reflect best practice and reforms in transfer pricing rules.
535. Mr. Speaker, in 2021, the Executive Secretary and members of the Appeals Board will be appointed within the first half of 2021. GRA will also complete guidelines and practice notes for implementation of the voluntary disclosure programme and the Transfer Pricing Regulations.
536. Mr. Speaker, as part of efforts to ensure that Ghana receives its due share of tax revenue from the digital economy, GRA completed guidelines for taxing digital electronic services. To pave the way for the implementation of these guidelines, Government in 2021 will review current legislation to strengthen relevant laws and provide additional regulations and administrative guidelines for the taxation of e-services.



537. The Ministry in collaboration with the Ministry of Communications coordinated the deployment of the Centralised Digital Payment Platform (CDPP) dubbed Ghana.Gov Platform, on a pilot basis. The platform facilitates payments due Government from tax and non-tax revenue sources, and for services rendered by government agencies including, utility service providers and other public sector agencies to the general public. The Platform allows users to make online payments through the banks, credit cards, debit cards, and mobile money transfers.
538. Mr. Speaker, following the success of the pilot, in 2021, Government will deploy the Platform across all public sector agencies to facilitate, transparent and efficient delivery of public goods and services as well as timely transfer of payments into designated bank accounts.
539. Mr. Speaker, to check abuses and strengthen the exemptions regime, the Tax Exemption Bill which has gone through several stakeholder consultations and revisions will be re-laid in Parliament in 2021.
540. In 2020, the Ministry commissioned an audit of banking services for the collection of internally generated funds (IGF) for various MDAs. Mr. Speaker, the audit revealed that some banks delayed the transfer of internally generated funds into designated accounts at the Bank of Ghana. These banks were therefore surcharged a total of GH¢836,412.63. The Ministry will continue to implement the recommendations of the audit and undertake another compliance audit in 2021.
541. The Ministry will also facilitate the amendment of the Fees and Charges (Miscellaneous Provisions) Act, 2018, (Act 983) to provide for the automatic adjustment of fees and charges in line with inflation and expand the number of MDAs under the act to facilitate regular review of their fees.
542. Mr. Speaker, the Ministries, Departments and Agencies (Retention of Funds) Act, 2007, (Act 735) will also be amended to cover more MDAs and provide for the review of the percentage of retained funds for MDAs that have been weaned off government's budget.

Expenditure Management Programme

543. Mr. Speaker, the Ministry made significant progress in sensitising key stakeholders on the Public Financial Management Act, 2016 (Act 921) and its accompanying Regulations, the Public Financial Management Regulations (L.I.2378). Over 936 stakeholders were sensitised, these include the Public Interest and Accountability Committee (PIAC), National Board for Small Scale Industries (NBSSI), and selected officials from all 49 Ministries, Departments and Agencies. In 2021, the Ministry will continue with the sensitisation drive on the PFM Act and Regulations to ensure strict compliance and promote fiscal discipline.



544. In order to strengthen and improve Programme Based Budgeting (PBB) implementation the Ministry held a series of stakeholder engagements to review the PBB training manual. The review provided for improved presentation of MDA`s Budget Estimates, financial and non-financial results as well as enhanced monitoring and reporting of MDAs budget programme deliverables.
545. In line with efforts to deepen accountability and transparency in the public financial management system, the 2019 National Accounts was prepared on all public funds. Mr. Speaker, for the first time, financial reporting was expanded to cover all Public Funds i.e the Consolidated Fund, Internally Generated Funds (IGF), Statutory Funds and Donor Funds for all MDAs and MMDAs.
546. Mr. Speaker, to facilitate timely and prompt payment of monthly compensation and provide Government with a comprehensive overview of the public sector wage bill, all public universities will be migrated on to the Ghana Government pay roll (IPPD2). Data from eight public universities was received, validated and reconciled. Sensitisation workshops were held with key stakeholders and engagement with the workers` unions are ongoing. In 2021 the migration of the payroll of these eight public universities onto the IPPD2 will be completed.
547. Mr. Speaker, the Ministry through the Public Financial Management Reform Project (PFMRP) is finalising a new Public Financial Management (PFM) strategy. The strategy is informed by a Public Expenditure and Financial Accountability (PEFA) assessment conducted in 2018 and is expected to consolidate and sustain the gains made in previous PFM reforms. The new PFM Strategy covering the period 2021-2024 will be completed by April 2021.
548. Mr. Speaker, the Ghana Electronic Procurement System (GHANEPS) in line with Governments digitalisation drive was introduced in 2019 to provide a web based platform for public institutions to carry out procurement transactions online. The Public Procurement Authority rolled out 108 procuring entities on the GHANEPS System and trained 577 management staff, 574 procurement officers, and 881 service providers on the use of the system. In 2021, 200 procuring entities will be rolled on to the platform; 1,100 procurement officers, 660 management staff, and 2,200 service providers will be trained on the use of the system.
549. Mr. Speaker, The Framework Agreement (FWA) concept was introduced in 2010 to address the purchase of common user items in small uneconomic quantities. The concept was first introduced to Senior High Schools across the country and has been extended to other procuring entities. Currently, Standard Tender Documents as well as Training Modules for various categories of Procurement have been developed on FWA. In 2021, additional training modules will be developed to cover Tendering Processes on FWA, Evaluation of Tenders, establishment of Call-Off contract processes and Administration of Call-Off contracts.



550. Pursuant to its mandate under section 3 of the Public Procurement Act, Act 663 as amended, the Public Procurement Authority is in the process of developing directives and guidelines to support the procurement of vehicles by entities arising from government policy on patronage of locally assembled vehicles. This is in line with Government policy that with effect from July 2020, all MDAs, MMDAs as well as SOEs which desire to acquire new vehicles should purchase locally assembled ones.

Public Debt

551. The Ministry, on behalf of the Government, issued the second tri- tranche US\$3.0 billion Euro Bond in February 2020 in line with the Medium-Term Debt Strategy. The transaction comprised US\$1.25 billion 6-year tenor, US\$1.0 billion 14-year, and US\$750 million 41-year tenor bonds. The 41–year tranche was the longest ever tenor issued by an African country and had the lowest ever coupon rate for Ghana. The Ministry will facilitate the issuance of US\$3 -US\$5 billion Eurobond within the first quarter of 2021.
552. In fulfilment of the requirements of the PFM Act 2016, (Act 921), the Ministry published the 2019 Annual Public Debt Report and the 2020 Annual Borrowing and Recovery Plan (ABRP) on schedule.

MINISTRY OF LOCAL GOVERNMENT, DECENTRALISATION AND RURAL DEVELOPMENT

2020 Performance and Outlook for 2021

553. Mr. Speaker, in accordance with Section 18 of the Local Governance Act, 2016 (Act 936) a new Model Standing Order for MMDAs was developed, published, and sensitisation carried out in all 260 MMDAs.
554. Mr. Speaker, a new National Decentralisation Policy and Strategy (2020-2024) was developed and published to foster quality service delivery through a decentralised local governance system and active citizens’ participation. Sensitisation on the policy is ongoing.
555. Mr. Speaker, the Ministry using the District Assemblies Performance Assessment Tool (DPAT) II, transferred GH¢185,931,850.00 to qualifying MMDAs as their investment grant allocation, to support the implementation of their Annual Action Plans and Budget.
556. In 2021, the Ministry will conduct a performance assessment using DPAT for 260 assemblies based on 2019 financial year performance. A total sum of GH¢238,466,890.00 from Development Partners together with the allocation from the Responsive Factor Grant of DACF (RFG) will be transferred to qualifying district assemblies to support the implementation of their annual action plans and budgets.



557. Mr. Speaker, the Office of the Head of Local Government Service, recruited 1,044 additional staff for the MMDAs.

Local Level Development and Management Programme

558. Mr. Speaker, the Ministry through the Department of Community Development is providing training to 5,326 youth in Technical and Vocational skills. Furthermore, the Ministry is promoting the Alternative Livelihood Programme in 18 illegal mining-affected districts. Five hundred trainees graduated while the remaining 387 are receiving skills training at the community level from master craftsmen.

559. In 2021, the Department of Community Development will retool and upgrade 2No. CDVTIs to provide technical and vocational training to 5,000 youth, provide alternative livelihood skills training for 1,250 persons to address the challenges of illegal mining activities, and to train 600 social workforce in child and family welfare issues.

560. Mr. Speaker, under the implementation of the Ghana Productive Safety-Net Project (GPSNP), a total of 340 sub-projects are being delivered through a Labour-Intensive Public Works (LIPW) programme. These sub-projects created 29,959 jobs, representing 18,508 females (62%) and 11,451 males (38%); and a total of approximately GH¢19 million in wages was transferred to extreme poor households across the country during the first season of work in 2020.

561. In 2021, the GPSNP will train 18,000 extreme poor households in sustainable livelihood activities and provide them with start-up grants of an average GH¢1,000.00; provide temporary employment to 47,987 extreme poor persons under the LIPW in 80 districts, with total wage earnings of GH¢30,195,152 to the beneficiaries.

562. Mr. Speaker, the Department of Parks and Gardens maintained a total area of 737,351m² of landscape sites. These include the Jubilee House, Peduase Lodge, State House and all RCCs' grounds and gardens, the landscaped areas of roundabouts, road medians and shoulders in the cities and towns, as well as recreational parks. The Department in 2021 will maintain 1,000,000m² of landscape sites in major cities and towns.

563. Mr. Speaker, a total of GH¢242,430,252.58 was transferred to all participating Institutions (including OHLGS, 10 RCCs, and 25 MMAs), of the Ghana Secondary Cities Support Programme (GSCSP), to implement their approved programme activities. These include roads, storm drains, markets, lorry parks and sanitary facilities. Out of the initial identified 65 sub-projects, 62 have been awarded and are at various stages of completion.



564. Mr. Speaker, the construction of a drainage system at Odawna, and the rehabilitation of the Odawna and Mallam Market project costing GH¢38,843,239.11, which began in 2017 was completed.
565. Mr. Speaker, under the Phase II of the Local Climate Adaptive Living Facility (LoCAL), the following projects were undertaken: the dredging and construction of culverts at Ayigbo-Azizanya road; construction of mechanised borehole and water storage facility at Gbanavie in Ada East District Assembly; the construction of 1No. 46m footbridge with galvanised pipe guard rails to link Dansor and Bontroase; and the drilling of 2No. mechanised boreholes with storage facility at Koradaso and Mmehame.

Births and Deaths Registration Programme

566. Mr. Speaker, the Births and Deaths Registration Act, 2020 was passed, and the Act seeks to integrate the registration system into the local administration setup. MMDAs will be responsible for the provision of registration facilities at the district level.
567. In 2021, the Registry projects to issue 886,426 Birth Certificates and 323,545 Death Certificates to the public representing 70 percent and 30 percent coverage respectively.

Regional Re-organisation and Development Programme

568. Mr Speaker, following governments Ministerial re-alignment, the activities of the erstwhile Ministry of Regional Re-organisation and Development will be implemented by the Ministry of Local Government, Decentralisation and Rural Development. In this regard, government has through the Ministry will support the implementation of projects and programmes in the new regions.

NATIONAL MEDIA COMMISSION

2020 Performance and Outlook for 2021

569. Mr. Speaker, the mandate of the National Media Commission under Article 167 is to secure free and responsible media in Ghana. The Commission achieves this by setting, monitoring and enforcing professional standards in the media.
570. Mr. Speaker, in 2020, the National Media Commission developed a framework mechanism on safety and responsible journalism in Ghana in collaboration with the Ministry of Information. It also developed guidelines on hate speech in collaboration with the National Peace Council, and developed a framework on Police-Media relations. The Commission resolved eight complaints on diverse matters that fall under its mandate.
571. Mr. Speaker, in 2021, the Commission will build a media monitoring system that tracks hate speech, incitement and plain insults which appear to have gained



momentum in media content. The Commission will also undertake legislative intervention to address institutional and policy lapses in media regulation. Additionally, the Commission will complete the coordinated mechanism for the safety of journalists in partnership with stakeholders.

572. The Commission will train journalists and review guidelines in the following: rejoinders, local language broadcasting, political advertising, equitable coverage by the state-owned media, and political journalism, print media, religious broadcasting, and broadcasting standards.

NATIONAL DEVELOPMENT PLANNING COMMISSION

2020 Performance and Outlook for 2021

573. Mr. Speaker, the Commission per its monitoring and reporting mandate prepared the 2019 Annual Progress Report (APR) on the implementation of the Medium-Term National Development Policy Framework: An Agenda for Jobs; Creating Prosperity and Equal Opportunities for All in 2019. The report provided the status on implementation of the national development agenda as at the end of 2019.
574. The Commission in 2020 commenced the process for the preparation for the next Medium-Term National Development Policy Framework (2022-2025). In line with the National Development Planning (System) Act, 1994 (Act 480), the preparation for the policy framework was conducted through the Cross Sectoral Planning Groups (CSPG) with academia, among others. The new framework will reflect the SDGs, African Union Agenda 2063, Ghana@100 and Ghana Beyond Aid Charter and Strategy. It will also reflect the GhanaCARES programme, and include a new development dimension on the national emergency planning and response, drawing on lessons from the COVID-19 pandemic to enhance resilience across all sectors and at all levels.
575. The Commission instituted the monthly National Development Forum to build consensus around Ghana’s long-term development aspirations and solicit inputs from experts, technocrats and the general public.
576. Mr. Speaker, the L.I. 2404 was promulgated by Parliament in 2020 to provide guidance for the operation of the Commission as expressed by National Development Planning Commission Act, 1994 (Act 479). The L.I. 2404 provides for the organisation, the operational process and reporting of the Commission.
577. Under the Infographics and Promotional Videos for the Ghana Infrastructure Plan (GIP), the Commission prepared infographics for each of the six infrastructure sub-sectors of the GIP. Promotional videos were also developed for Sekondi-Takoradi, Tamale, Greater Kumasi Metropolis and Adansi Asokwa. Dissemination and promotion of the GIP is planned for 2021. The GIP is a complementary strategy document that spells out Government’s vision and



strategic direction for infrastructure development covering all the key economic infrastructure sub-sectors for the next 30 years.

578. Mr. Speaker, the Commission conducted a mid-term evaluation of the Agenda for Jobs Policy Framework, 2018-2021. The evaluation exercise focused on six policy areas; education, health, nutrition, job creation, water and sanitation, and child protection. The findings from the mid-term evaluation informed the content of the next Medium-term National Development Policy Framework.
579. Furthermore, the Commission prepared the maiden quarterly publication on national development issues. The edition analysed Ghana's development progress in the last decade (2010-2019) based on selected indicators and compared it with the performance of other Lower-Middle-Income Countries, namely; Rwanda, Côte d'Ivoire, Bolivia and Vietnam.
580. In accordance with its mandate and in cognisance of the national development aspirations and emerging issues, the National Development Planning Commission will implement a number of key activities.
581. National Development Policy Framework — As the current Medium Term Development Policy Framework comes to an end this year, a successor Policy Framework for 2022-2025 is being formulated. The new framework will among others, operationalise the GhanaCARES programme, the Sustainable Development Goals, Africa Union's Agenda 2063, and Ghana's commitments under the Paris Climate Agreement, while drawing inspiration from the Ghana Beyond Aid charter and Ghana@100 documents.
582. Provide Support for the preparation of Medium-term Development Plans — NDPC has developed Planning Guidelines to support the translation of the successor Policy Framework into implementable activities by MDAs, MMDAs and RCCs. NDPC started the orientation of these stakeholders on the Planning Guidelines and will continue the exercise in 2021. As part of the plan preparation, NDPC intends to provide technical support to MDAs and MMDAs in the preparation of their Medium-Term Development Plans for the period 2022-2025.
583. National Monitoring, Evaluation and Information System (NaMEIS) — Ongoing work on developing an Integrated ICT Based National Monitoring and Evaluation System will be completed this year. The system, when completed will make development information readily available and accessible to the Office of the President, MDAs and MMDAs. The system will also have a public interface, which will provide timely and reliable development information to the public. Staff of MDAs and MMDAs will be trained on the operation of the ICT-based M&E system.
584. Human Capacity Development Strategy — In 2021, the Commission will initiate the process of preparing a comprehensive National Human Capacity Development Strategy. The aim of the strategy will be to create a globally



competitive workforce, equipped with the skills and competences required to meet contemporary development demands and achieve the country’s development goals. It will also consider issues on the “future of work”, the fourth industrial revolution, and decent jobs, as well as opportunities for the lifelong development of people’s skills and competencies.

MINISTRY OF INFORMATION

2020 Performance and Outlook for 2021

585. Mr. Speaker, to improve transparency and public access to information, the Ministry of Information implemented the following key programmes and projects across the country:
- Passage and implementation of the RTI Law - It would be recalled that after many years of agitation for its passage, the RTI law was finally passed in March 2019 which operationalised Article 21(1)(f) of the 1992 Constitution of the Republic.
 - Implementation of the law commenced in January 2020 and so far, the Ministry has undertaken key activities, including the following: conducted sensitisation programs for all public institutions; procured IT solutions for data management and retrieval; trained record officers of all public institutions on the RTI and data management tools; trained designated RTI officers on the RTI Act and data management tools; engaged and trained Local Government Service Staff; recruited 100 RTI officers and deployed same to selected public institutions; set-up and commissioned the RTI Secretariat. In 2021, the Ministry will intensify the implementation of the RTI Law across all public institutions.
 - Communicating Government’s response on COVID-19 - Following the outbreak of COVID-19 in the country, Government, through the Ministry of Information is implementing a communication strategy aimed at educating the public on the pandemic in order to stem community spread of the virus. The key communication channels utilised were the mass media, public education campaigns, stakeholder engagement amongst others. The focus is on creating awareness of the pandemic and the importance of staying at home, wearing of masks and observing other protocols.
586. Mr. Speaker, H.E the President’s National Addresses, the coordinated Mol Press briefings, and the mass media advertisements carried out across communities and networks in all the 260 districts have resulted in extensive public awareness across the country.
587. Mr. Speaker, the Information Services Department carried out three Public Education Campaigns on Corona Virus, Ghana National Household Registry (NHR) and NIA’s Ghana Card registration exercise. These exercises went a long way to boost the interest of the general public in these programmes.



588. Mr. Speaker, in 2020, the Ghana News Agency produced 11,355 local news stories, 1,305 foreign news and 145 feature stories covering health, social, human interest, sports, education, science, politics, business and economics to educate the public. The Agency also received various awards for stories reported on health, justice, crime and agriculture related issues both locally and internationally. The audience market share of the GNA stands at 45 percent.
589. In 2021, the Ministry will continue to pursue its sector policy objectives in accordance with the Sector Medium Term Plan and the SDGs. In particular, the Ministry will; seek to introduce a Broadcasting Bill in accordance with the 1992 Constitution; continue implementation of the Media Capacity Enhancement Programme; and support implementation of the framework for the safety of journalists in Ghana by the National Media Commission (NMC).
590. The Ministry will also continue the application of a development communication model to convey government programmes aimed at securing wide public commitment and support.

RIGHT TO INFORMATION COMMISSION

2020 Performance and Outlook for 2021

591. Mr. Speaker, the Right to Information Act 2019, Act 989 established the Right to Information Commission with the object to promote, monitor, protect and enforce the Right to Information granted to persons under Article 21 (f) of the 1992 Constitution. In that regard, on the 19th of October 2020, the President swore into office a seven-member board of the Commission.
592. The Commission in collaboration with the Ministry of Information recruited and posted 100 Right to Information officers to various public institutions.
593. In 2021, the Commission will introduce innovative programs to educate the general public about the Right to Information Commission and its mandate to ensure that all persons are aware of their fundamental right to access information.
594. It will also initiate the drafting of relevant regulations to operationalise the Act to ensure that public institutions comply with the provisions of the Act and to foster a culture of transparency and accountability in public affairs.

MINISTRY OF PARLIAMENTARY AFFAIRS

2020 Performance and Outlook for 2021

595. Mr. Speaker, in an effort to promote democratic governance and sustainable development in the country, the Ministry of Parliamentary Affairs engaged the core Leadership of Parliament on 3rd June and 5th of August 2020 on the themes:



Parliament and the Sustenance of Ghana’s Democracy in 2020 and beyond; and Nurturing Career Legislators in Ghana: Prospects and Challenges, respectively.

596. The Ministry organised a day’s workshop for selected Governance Institutions, ie the National Commission for Civic Education (NCCE), Electoral Commission (EC), National Media Commission (NMC) and the Commission on Human Rights and Administrative Justice (CHRAJ) on 26th June, 2020. The theme for the programme was; “Independent Governance Institutions and Elections 2020 in Ghana: Some Reflections”. The focus of the discussions were; factors impinging on the credibility of the electoral process, capacity of the NCCE for the conduct of voter education, regulatory framework to guide the conduct of media practitioners, and human rights dimensions of democratic elections in Ghana.
597. The Ministry also organised a dialogue with Civil Society Organisations and the Media on the 15th of October, 2020 on the theme: “Civil Society Organisations and Democratic Elections in Ghana: The 2020 Election in Focus”.
598. Mr. Speaker, in view of the 2020 elections, the Ministry organised a dialogue series with the security agencies, political parties, religious leaders, and National Media Commission for peaceful, free, fair, transparent, and accountable elections. The theme for the dialogue was: “2020 Election and Its Implications for Peace and Security in Ghana”.
599. In 2021, the Ministry will build on the progress made in 2020 by strengthening the capacity of Parliament and Independent Governance Institutions (IGIs) to perform their functions effectively, strengthen the capacity of the MPs to undertake policy analysis, monitoring and evaluation of priority projects and programmes and also aggregate the concerns of CSOs as they relate to public policies and programmes.
600. Mr. Speaker, the Ministry will organise workshops and seminars for selected Governance Institutions; Political Parties, Civil Society Organisations, the Media; MPs and MMDCEs. It will also conduct physical monitoring of high priority projects across the country.

Economic Sector

601. The focus areas of the Economic Sector are: strong and resilient economy; sustainable and reliable energy; industrial transformation; science, technology, and innovation; private sector development, agriculture and rural development; fisheries and aquaculture development; and tourism and creative arts development.
602. Interventions in this sector are also geared towards the attainment of Sustainable Development Goals (SDGs) 1,2,4,8,9,10,11,12,16, and 17; and the African Union



(AU) Agenda 1,4,5,7,9, and 20; seeking to promote productive activities, decent job creation, and inclusive economic growth.

MINISTRY OF FOOD AND AGRICULTURE

2020 Performance and Outlook for 2021

603. Mr. Speaker, the Ministry of Food and Agriculture continues to roll out activities in the National Agricultural Investment Plan - Investing for Food and Jobs (IFJ) (2018-2021). The priority initiatives being implemented under the plan are: Planting for Food and Jobs (PFJ); Rearing for Food and Jobs (RFJ); Planting for Export and Rural Development (PERD); Greenhouse Villages; and Agricultural Mechanization. Other complementary interventions include: irrigation and water management, agricultural marketing and post-harvest management.

Crops and livestock Development Programme

604. Mr. Speaker, in order to mitigate the effect of the COVID-19 pandemic on food production, the Ministry outlined measures for farmers to access production inputs and increased the planned beneficiary target of 1.2 million to 1.4 million. A total of 1,736,510 farmers benefited from subsidised fertilizers and improved seeds under PFJ programme. The improved seeds distributed to farmers increased by 60 percent from 18,333MT in 2019 to 29,500MT in 2020. Similarly, subsidised fertilizers (organic and inorganic) distributed to farmers also increased by 28 percent from 331,354MT in 2019 to 424,000MT in 2020.

605. The intervention continued to significantly increase yields of selected crops. Maize yields increased from a baseline of 1.8MT/Ha in 2016 to 3.8MT/Ha in 2019. Rice yields increased by 59 percent from 2.7 MT/Ha in 2016 to 4.3 MT/Ha in 2019 and Soya yields increased by 29 percent from 1.7 MT/Ha in 2016 to 2.2 MT/Ha in 2019. These outcomes have enhanced our self-sufficiency in rice production from a low level of 30 percent to about 50 percent over the past 4 years. Jobs created along the commodity value chains are estimated to be 746,000 out of a target of 900,000.

606. In 2021, the Ministry will continue with the supply of improved seeds and fertilizers to beneficiary farmers. This will ensure sustained increase in yields of maize, rice, soya, sorghum, cowpea, and groundnut and make the Country self-sufficient in food production with enhanced potential for export.

607. Mr. Speaker, the Tree Crops Development Authority was inaugurated to develop and regulate the tree crop sub-sector. In 2021, the Authority will focus on developing its structures and rollout activities to develop the sub-sector in support of the Planting for Export and Rural Development Programme.

608. Mr. Speaker, under the Rearing for Food and Jobs Programme, the Ministry procured 531,100 improved breeds of small ruminants, pigs and poultry for distribution to farmers. The Ministry also commenced the construction of 11



livestock housing units and mechanized boreholes for seven livestock breeding stations.

609. In 2021, the Ministry will undertake the following: distribute 531,100 improved breeds of small ruminants, pigs and poultry procured in 2020 to farmers; set up three baling centres, procure 5 million broiler day old chicks, 20,000 kuroiler birds to farmers at a 50 percent subsidy.

Mechanisation, Irrigation and Water Management

610. Mr. Speaker, as part of efforts to empower farmers to increase productivity, 806 pieces of farm machinery and equipment were allocated to farmers, farmer groups and service providers on a subsidized basis under the Brazil More Food Programme.
611. Additionally, €10 million worth of simple hand-held and medium scale farm equipment (300 global multi-purpose handheld motorized equipment with assorted accessories and 220 Cabrio compact 50 horsepower tractors with accessories such as rice reapers, rice threshers and chemical applicators) were imported for allocation to smallholder farmers and farmer groups on a subsidized basis, out of which 10 percent were allocated. The Ministry also took delivery of 1,000 rice harvesters and 700 multifunctional threshers for distribution to rice farmers to reduce the drudgery in rice harvesting.
612. In 2021, the Ministry will procure agricultural machinery and equipment worth about US\$30 million for distribution to farmers to boost mechanisation development.
613. Mr. Speaker, the Ghana Irrigation Development Authority (GIDA), continued with the construction of various irrigation projects which are at various stages of completion: Tamne Phases I&II — 90 percent and 50 percent respectively; Mprumem Phase II — 95 percent, rehabilitation, modernisation, and expansion of existing schemes at Tono — 95 percent, Kpong Irrigation Schemes — 61 percent and Kpong Left Bank Irrigation Project — 72 percent. These projects when completed will make available a total land area of 7,690ha for year-round farming. In 2021, the Ministry will complete the construction of Tamne Phases I & II, Mprumem Phase II and resettle displaced persons in the reservoir area.
614. In addition, the Ministry completed 10 out of the 14 small earth dams in the Upper East, Upper West, Northern and Savannah Regions to provide easy access to water for domestic use and year-round cropping. In 2021, the Ministry will develop the irrigable area of the completed 10 small dams. This is expected to make available 260ha of land for crop production, aquaculture, and domestic use. In addition, pipes and sprinkler systems will be installed to support maize foundation seed (hybrid/OPV) production at Gyakiti under the Planting for Food and Jobs programme. Thirty Water Users Associations (WUA) will be trained to enable them operate, maintain and manage the schemes.



615. Mr. Speaker, under the Pwalugu Multipurpose Dam and Irrigation Project, the Ministry completed the first phase of sensitisation in all 14 communities in the project area. In 2021, the cadastral survey will be completed and the land demarcated for identified owners. When completed, this dam will make available 25,000ha of irrigable land, and add 60 megawatts of hydro power and 50 megawatts of solar power to the national grid.
616. Mr. Speaker, in support of the “One District One Warehouse” intervention, the Ministry completed 21 out of 30 warehouses with the remaining nine scheduled for completion in 2021. In addition, 50 warehouses being constructed by the former Ministry of Special Development Initiatives (MSDI) out of which 42 were completed, will together make available 80,000MT of storage capacity to accommodate the anticipated increased production under PFJ.
617. Mr. Speaker, as part of efforts to reduce the Fall Army Worm (FAW) infestation to the barest minimum, 89,060 Litres and 11,630 kg strategic stocks of insecticides were procured and sprayed on all affected land areas. A total of 261,147 Ha was sprayed and recovered and the loss of about 652,867MT of maize valued at GH¢783,440,400.00 was prevented.
618. In 2021, the Ministry will procure 97,000 litres and 14,000kg of insecticides for control of FAW. In addition, two screen houses, three mass biological rearing facilities and 3 million parasitoids will be procured for the control of FAW.

Agribusiness Development Programme

619. Mr. Speaker, a 100-kit commercial greenhouse production unit at Dawhenya is being established after the completion of the three Greenhouse training centres with commercial components at Dawhenya, Akumadan and Bawjiase. In 2020, 180 graduates received training at the Bawjiase and Akumadan training facilities. This brings the total cumulative number of graduates trained to 476 (made up of 356 males and 120 females), out of a target of 540, since 2018. In 2021, 64 youths will be trained in greenhouse technology in Akumadan and Bawjiase.
620. Mr. Speaker, as part of efforts to make available motorable roads and farm tracks to reduce transaction cost, reduce post-harvest losses, enhance market access and promote private sector investment in agriculture, the Ministry through the Ghana Agricultural Sector Investment Project- GASIP constructed 74km feeder roads and farm tracks.
621. In 2021, the Ministry will continue to partner with the Department of Feeder Roads to improve access to farming communities for transportation of agricultural produce to marketing centres.



Sustainable Management of Land and Environment Programme

622. Mr. Speaker, the Ministry in collaboration with Ministry of Environment Science Technology and Innovation (MESTI), Environmental Protection Agency (EPA), Forest Services Division (FSD) and Wildlife Division (WD) of the Forestry Commission facilitated the implementation of climate smart agriculture (CSA) technologies that ensures: Sustainable harnessing and use of critical production resources (land, water and natural vegetation cover) which support food production; increase the resilience of agricultural production systems against global climate change.

Cocoa Sector

Loan Syndication

623. Mr. Speaker, for the 2019/2020 crop year, a syndicated amount of US\$1.3 billion was secured in the international financial market at a margin of LIBOR plus 55 basis points. The loan was raised to fund cocoa purchasing operations and support other key activities in the cocoa sector. COCOBOD repaid the US\$1.3 billion in June 2020, which was two months ahead of schedule. This was possible due to prudent financial management.
624. For the 2020/2021 season, the same amount of US\$1.3 billion was secured in September 2020 by COCOBOD for cocoa purchasing operations at a margin of LIBOR plus 175 basis points. The increase in margin was due to the adverse effect of COVID-19 on the international financial market. Repayment is expected over a seven-month period from February to August 2021.

Cocoa Production and Pricing

625. Mr. Speaker, the negative impact of low international price of cocoa on producers since the 2017/2018 season has not eased. As a result, cocoa revenues continued to diminish to a level that Government had to forfeit its share of the FOB price (in export duty payments) in the third year running. This was part of Government’s effort to protect our cocoa farmers from market price volatility and income uncertainties.
626. Government continued to keep faith with our cherished cocoa farmers by maintaining the farm gate price at GH¢7,600 per tonne in 2017/2018. The producer price was increased by 8.42 percent to GH¢8,240 per tonne in the 2018/2019 season to ensure that our cocoa farmers did not become worse off in the face of falling prices at the world market. Total cocoa production for the crop year 2018/2019 was 810,796 tonnes.
627. Mr. Speaker, the Cocoa Swollen Shoot Virus Disease (CSSVD) has caused a hefty damage to the sector and it is the various enhanced productivity interventions introduced by Government that have sustained production. During the 2019/2020 crop year which closed in September 2020, COCOBOD purchased 775,488 tonnes of cocoa. It was the first time in four consecutive years that production dropped below 800,000 tonnes, and this can be attributed to



hoarding of cocoa in anticipation of a higher farmgate price in the 2020/2021 season ahead, after striking the deal on the Living Income Differential (LID).

628. The producer price of cocoa for the 2020/2021 crop year was increased by 28 percent from GH¢8,240 per tonne to GH¢10,560 per tonne (GH¢600/bag). COCOBOD’s crop review for 2020/2021 year projected a production figure of 896,000 tonnes. By end of February 2021, cocoa taken-over stood at 771,461.06 tonnes, which puts the country on course to achieve its target.

AfDB Loan of US\$600 million

629. Assuaged by Government’s bold initiative in 2019 to find the resources to battle the age-long CSSVD, COCOBOD secured a seven-year long term loan facility of US\$600 million from a consortium of financial institutions led by the African Development Bank (AfDB)/Credit Suisse (CS). Essentially, it was meant for the rejuvenation of the dying and moribund farms and for related activities to secure the sustainability of the cocoa sector.
630. The first drawdown of US\$200 million was made on 14th May, 2020 and this is being applied to activities dealing with the CSSVD, which is endemic in the cocoa growing regions of the country.

Implementation of the Living Income Differential (LID) of USD400/MT

631. Mr. Speaker, unfair prices for primary commodities like cocoa beans at the world market have been a bane to all producing countries. The situation has worsened since 2017 with the unrelenting market downturn.
632. Following the joint initiative and collaboration between Ghana and Cote d’Ivoire, whose efforts together account for 65 percent of world cocoa production, a new pricing mechanism, that is the Living Income Differential (LID), was introduced into the market.
633. Mr. Speaker, under the LID framework, all sales contracts attract a fixed price of US\$400/MT. The LID is applicable to all categories of cocoa from Ghana and Cote d’Ivoire irrespective of the terminal market level and generic country origin premiums of the two respective countries. Implementation of the LID commenced in the 2020/2021 crop season, and farmers are to be paid a minimum of 70 percent of the world market price inclusive of origin premium and LID of US\$400/MT. Ghana is strictly adhering to the principle.
634. Any achieved weighted average price (of terminal market price, origin premium and LID) in excess of US\$2,900 shall be placed in a stabilisation fund each, for the two countries which they can fall upon in bad times. The Stabilisation Fund is to be operated at the Secretariat of the Cote d’Ivoire-Ghana Cocoa Initiative as defined by the Ghana-Cote d’Ivoire Charter on Cocoa, which was ratified by the two countries in 2020.



Productivity Enhancement Programmes (PEPs) and Other Activities

635. Mr. Speaker, COCOBOD embarked on a number of productivity enhancement programmes (PEPs) and activities for a thriving and sustainable cocoa industry in Ghana as follows:
- Cocoa Rehabilitation — following a 2-year pilot programme to rehabilitate CSSVD and moribund cocoa farms in Western North and Eastern Regions, COCOBOD will in 2020/2021 crop year rehabilitate 91,022 Ha across the country;
 - Mass Pruning — a total of 1.1 million Ha of productive area of cocoa farms was pruned between March and April 2020. Mass pruning will continue this year to keep the 2.7 million acres of productive cocoa farms healthy and more productive;
 - Hand or Artificial Pollination — COCOBOD continued the hand pollination programme in 2019/2020 crop year, and engaged 27,725 trained pollinators to pollinate 57,600 Ha of cocoa farms. For the 2020/2021 season, 30,000 farm hands will be recruited and the area under pollination will be scaled up by 50 percent. COCOBOD will train pollinators on entrepreneurship development, and provide assistance in the establishment of community-based service companies (local enterprises) capable of offering pollination services to farmers who cannot pollinate their farms by themselves;
 - Cocoa Mass Spraying and Hi-Tech Fertilizer Application with new touch — COCOBOD engaged 48,000 casual workers in the 2019/2020 crop year for the Cocoa Diseases and Pests Control Programme (CODAPEC). Mass spraying started in April/May instead of August to achieve greater effective pest and disease control.
636. Additionally, a total of 4,676,088 bags of fertilizer was purchased and distributed to cocoa farmers. This time around, the fertilizers were delivered at the doorsteps of the farmers instead of transporting them to the district capitals.
637. Government and COCOBOD will continue with the subsidised distribution of high-quality fertilizers which have passed through the rigorous testing regime of the Cocoa Research Institute of Ghana (CRIG);
- Cocoa Farm Irrigation — in the 2019/2020 crop year, 117 boreholes were drilled in various farms and made operational. Additionally, 3,000 hectares of cocoa farms will be irrigated in the 2020/2021 crop year;
 - Cocoa Management System (CMS) — COCOBOD has initiated processes to develop an integrated cocoa farmer database to help shape policy and synergize operations in the cocoa sector. Enumeration and data collection



as required by the CMS started in January 2021 and will continue to completion in 2020/2021 crop year. The data will be ready for use in the next crop season;

- **Cocoa Consumption** — Ghana’s average annual per capita consumption of chocolate has moved from less than 0.4kg in 2017 to 0.53kg in 2020. Government stepped up a vigorous consumption campaign both locally and externally evidenced by the recent celebration of National Chocolate Week in February. In addition, Ghana participated in the 2020 Tea-Coffee-Cocoa Expo in China, where Ghanaian cocoa and cocoa by-products were strongly showcased; and
- **Cocoa Processing** — the Governments medium term objective for the sector is to promote value addition and by expanding cocoa processing in the country. In this regard, COCOBOD has initiated policies to incentivise the private sector to set up processing factories to add value to the raw cocoa beans. The AfDB loan facility mentioned above will provide a revolving working capital fund to support qualified indigenous processors with the view of promoting domestic cocoa industrialisation.

Job Creation in Cocoa

638. Mr. Speaker, in 2020, 110,000 jobs were created through the implementation of the various cocoa sector programmes to stem rural-urban migration and improve livelihoods across the country.

Cocoa Roads

639. The Cocoa Roads Programme is a critical arrangement to facilitate and ease cocoa evacuation from the hinterlands to the ports, and especially transport farm inputs such as fertilizers to farmers. In the 2019/2020 crop year, a total amount of GH¢742 million was paid by COCOBOD for various cocoa road projects. Government, in conjunction with COCOBOD, has allocated an amount of GH¢456.6 million to continue with the cocoa roads improvement programme in the 2020/2021 cocoa season.

Farmers Support Schemes

640. COCOBOD’s Scholarship Trust Fund, the Child Education Support Programme and the support for the elimination of worst forms of child labour continued in the 2019/2020 crop year. For the 2020/2021 financial year, an amount of GH¢5.0 million has been allocated towards the Child Education Support Programme and support for tertiary education.

Coffee and Shea Programme

641. Mr. Speaker, Government remains committed to the sustainable development of the coffee and shea sectors. To this end, COCOBOD continues to implement programmes for the revitalisation of the coffee and shea sectors.



642. In order to strengthen implementation of interventions that will improve production and marketing of these commodities, COCOBOD is setting up a new Division, called the Coffee and Shea Division (CSD) of COCOBOD, with an initial funding amount of GH¢64 million. This new division will, among others:
- Improve production of coffee and shea, through distribution of certified planting materials, expansion of extension delivery and other productivity enhancement support services. The Cocoa Research Institute of Ghana (CRIG) has been tasked to produce high quality planting material in both coffee and shea for distribution to farmers;
 - Deepen the supply chain by supporting local value addition. It is important to note that Ghana has one of highest shea processing capacities in West Africa. The new division will facilitate further value addition to enable Ghanaian businesses to manufacture finished products from shea, particularly in the cosmetics where shea has the competitive advantage. It will also facilitate market access for shea and coffee products of Ghanaian origin within and outside Africa; and
 - Promote savanna agroforestry and parkland conversation, to halt the desertification of the north and rejuvenate shea parklands for environmental, social and economic benefits. In the coffee areas, adequate provision of shade trees will be made to promote a conducive environment for coffee and enhance carbon sequestration.

MINISTRY OF FISHERIES AND AQUACULTURE DEVELOPMENT

2020 Performance and Outlook for 2021

Aquaculture Development Programme

643. Mr. Speaker, the Ministry rolled out the Aquaculture for Food and Jobs Programme to 13 regions (Ashanti, Ahafo, Bono, Bono East, Central, Eastern, Greater Accra, Oti, Upper East, Upper West, Volta, Western and Western North). Six Senior High Schools, one Training College, four Prison Camps, 13 Youth Groups and one Fish Farmers' Association were supported to construct 108 ponds and 16 cages. Out of this, 48 ponds and four cages were stocked with fingerlings and provided with 499 bags of fish feed.
644. In 2021, the Programme will be expanded to cover all 16 Regions targeting additional 20 Senior High Schools, five Training Colleges, four Prison Camps, one military institution, 30 youth groups and 10 distressed farmers. These interventions are expected to boost fish production by 50,000MT.
645. Mr. Speaker, the Ministry started the construction of two hatcheries at Sefwi Wiawso and Dormaa Ahenkro and upgraded the hatchery at Vea in the Upper East Region to increase the availability and supply of quality fingerlings especially in the Middle belt of the country. In 2021, the hatcheries at Ashaiman and Kona-



Odumase will be upgraded, while those under construction will be completed to provide quality and reliable fingerlings to fish farmers.

646. The Ministry commenced the construction of the National Aquaculture Centre and Commercial Farms at Amrahia in the Greater Accra Region to provide skills training in aquaculture for the youth to take up aquaculture as a viable enterprise. In 2021, the Ministry will continue with the construction of the National Aquaculture Centre.
647. Mr. Speaker, aquaculture production increased from 52,350MT in 2019 to 64,004MT in 2020. The increase in production is attributed to the various interventions including fish vaccination and the fish disease immunisation exercise at aquaculture establishments along the aquaculture enclave of the Volta Lake. In 2021, biosecurity measures and training in fish disease detection will be intensified to ensure that aquaculture establishments are not only biosecurity compliant, but also detect fish disease symptoms.

Fisheries Resource Management Programme

648. Mr. Speaker, research over the years has proven that the marine fish resources are declining and some stocks are over-exploited. To reverse the decline and restore stocks to sustainable levels, the Tuna sub-sector observed a two-month “Closed Season” from January to February 2020. However, the “Closed Season” for the artisanal and the trawl subsectors were postponed due to inadequate consultations with key stakeholders to arrive at agreeable periods for the closure due to the COVID-19 pandemic.
649. In 2021, the Ministry will carry out the necessary stakeholder consultations to ensure that all fishing fleets observe the 2021 “Closed Season” to achieve the desired long-term objective of stock recovery. In addition, a Research Vessel will be procured to facilitate assessment of the impact of the stock recovery strategies being implemented.
650. Under the Canoe Identification System (CIS), 14,000 canoes operating in the marine subsector were registered. In 2021 the Ministry will expand the CIS to cover the inland subsector especially the Volta Lake.
651. Mr. Speaker, the Fisheries Co-Management Policy which seeks to enhance the current approach to fisheries resource management by shifting from a top-down approach to a more consultative approach was approved by Cabinet and gazetted. This policy will be rolled out fully in the second quarter of 2021, after a successful pilot at Ada, Ankobrah, Densu and Pra Estuaries.

Fisheries Law Enforcement Programme

652. Mr. Speaker, the Ministry through the Fisheries Enforcement Unit intensified sea and land patrols as well as quayside inspections which resulted in 18 arrests. A



total of 519 Observer Missions were carried out on board industrial vessels to monitor and report compliance with fisheries sector legislation at sea.

653. Mr. Speaker, to achieve voluntary compliance with the fisheries laws and regulations, 60 fishing communities including Dixcove and Akwidaa in the Western Region as well as Dzemeni in the Volta Region were sensitised on the Fisheries Act and Regulations as well as the impact of Illegal, Unreported and Unregulated (IUU) fishing on their livelihoods.
654. In 2021, the Ministry will continue with the drafting of a new Fisheries Act to harmonize existing legislation in the sub-sector and ensure that they are consistent with international standards.
655. Mr. Speaker, to provide continuous real time surveillance of the territorial waters of Ghana and enable instant automated detection of any illegal incursion or threats, the Ministry will implement an upgraded Vessel Monitoring System (VMS) with a localized Data Centre hosted by the National Information Technology Agency (NITA) to enhance fisheries enforcement operations.

Aquatic Animal Health and Post-Harvest Management Programme

656. Mr. Speaker, as part of efforts to reduce post-harvest losses and increase value-addition, 80 “Ahotor” ovens which reduces Polycyclic Aromatic Hydrocarbons (PAH) concentration were constructed and distributed to fish processors thereby improving the quality of smoked fish. In addition, 13 fish processing facilities were certified under the “Class 1 Certification Scheme”, to meet international market standards. In 2021, the Ministry will audit 35 applications received from fish processing facilities for certification.
657. Mr. Speaker, aquaculture establishments along the aquaculture enclave of the Volta Lake experienced huge financial losses due to the outbreak of the “Infectious Spleen and Kidney Virus Disease (ISKVD)”. To contain and prevent further spread of the disease, the Ministry vaccinated a total of about 3.1million fingerlings (with survival rate of 99.3 percent) in 13 farms along the Volta Lake with Aquavac Irido Vaccine.
658. Under the Fisheries Input Support Scheme, the Ministry partnered with other agencies and the private sector to provide 2,297 outboard motors and fishing gear to enhance their operations. Government also facilitated the regular supply of 101,749,500.00 litres of premix fuel to 300 landing beaches across the country. The Ministry will continue to support fisher folks under the scheme in 2021.



MINISTRY OF LANDS AND NATURAL RESOURCES

2020 Performance and Outlook for 2021

Forest and Wildlife Development and Management Programme

659. Mr. Speaker, during the year under review the Forestry subsector of the Ministry of Lands and Natural Resources continued with the implementation of various policies, programmes and projects to ensure the sustainable protection, management, production and development of forest and wildlife resources.
660. Mr. Speaker, under the National Afforestation Programme, a total area of 11,287ha of forest plantation was established against a revised target of 12,000ha. In addition, 10.8 million seedlings, including ofram, emire, wawa, kokrodua, teak, cedrela, gmelina, cassia, eucalyptus and mahogany species were supplied and planted.
661. Mr. Speaker, under the forest plantation programme approximately 71,100 people were directly engaged in 2020. These include 44,682 engaged under the Youth in Afforestation/Reforestation Project, 10,300 under the Modified Taungya System (MTS), and an estimated 1,100 people engaged in seedling production. The private sector also employed an estimated 15,000 people nationwide.
662. Mr. Speaker, under the Forest Investment Programme which seeks to provide alternative livelihoods and reduce dependency on forest resources, 700 beneficiaries were trained and supported with initial startup kits in areas of seedling production, bee keeping, mushroom production and soap making in communities surrounding forest reserves in the Bono, Bono East, Ahafo, Western and Western North Regions.
663. Mr. Speaker, to enhance timber trade and industry development, the Forestry Commission facilitated the export of a total wood volume of about 226,158m³ that yielded a value of €116.15 million, equivalent to GH¢811.19 million.
664. In 2021, the Commission intends to strengthen forest plantation establishment, restoration of degraded landscapes and implement the National Afforestation Programme. In addition, the Forest Law Enforcement Governance and Trade (FLEGT) Licensing System will be implemented fully to assure the international markets that timber produced from Ghana is legally compliant under the Ghana Legality Assurance Scheme. The Commission will also deploy rapid response teams and engage in conservation education to reduce illegal activities in forest and wildlife reserves.

Land Administration and Management Programme

665. Mr. Speaker, in line with the government's digitisation agenda, the Lands Commission has established the Ghana Enterprise Land Information System (GELIS) which is expected to provide a platform for digitising and automating land administration services in the country.



666. Mr. Speaker, the new system is being piloted in selected areas within the Greater Accra Region. To this end, applications from Apenkwa, Abeka, Mallam, Kaneshie, Bubuashie, Santor, Motorway, Afienya, Dawhenya, Mempeasem, East Legon, Labone, Cantonments and all other areas within the boundaries of Districts 01,03,19,20 are processed digitally resulting in improved service delivery period.
667. In 2021, Government intends to roll out a comprehensive programme for the digitisation of all land records for purposes of ensuring effective land administration.
668. Mr. Speaker, Government is determined to strengthen the regulatory framework for effective land administration in the Country. To this end, the land law which seeks to consolidate and harmonise all existing legal provisions on land and land resources into a single Act has been passed.
669. Mr. Speaker, as part of efforts to increase revenue generation at the Local Government level, the Lands Commission through the Electronic Property Mass Appraisal System (EPMA) revalued 900,879 properties in 49 MMDAs.
670. Mr. Speaker, to improve land services delivery in the country, the Lands Commission will undertake the following activities in 2021: complete the construction of the Lands Commission Head office building in Accra; initiate the establishment of offices in the six newly established regions; and conduct sensitisation on the new Land Act.
671. The Commission will also spearhead the redevelopment of selected urban areas in the country, including; Kumasi Sector 18, Sekondi-Takoradi Beach Road and some prime but decayed areas in Tamale in the Northern Region.

Mineral Resources Development and Management Programme

672. Mr. Speaker, to address the problem of ineffective monitoring of Small Scale Mining activities, the Commission facilitated the passage of Minerals & Mining Regulations 2020, (L.I. 2404) to track machines and equipment being used at all mine sites. In 2021, the Commission together with other key stakeholders will ensure compliance with the provisions in the L.I. 2404; introduce e-services in the small scale mining license acquisition process; and deploy the use of drones and customised software to enhance monitoring of small scale operations.
673. Mr. Speaker, one of the challenges of small scale miners is the difficulty in finding economically viable areas to undertake mining activities. This has led to the situation where small scale miners dig everywhere in search of gold, creating environmental challenges. In order to address this, the Minerals Commission facilitated the geological investigation of a 16 km² designated area for allocation to small scale miners at Akoase in the Eastern Region. In 2021, the Minerals



Commission will continue to facilitate the exploration of additional block-out areas to be licensed to small scale miners.

674. Mr. Speaker, to encourage small scale mining activities in an environmentally sustainable manner, government implemented community mining schemes in 20 participating communities in 2020. This is expected to create 126,260 jobs for the youth and curb the menace of illegal mining. In 2021, the community mining schemes will be fully operationalised with key stakeholders to manage the challenges of small scale mining.
675. Mr. Speaker, Article 268(1) of the 1992 Constitution and section 5(4) of the Minerals and Mining Act, 2006 (Act 703) require that mining leases are ratified by Parliament. A total of 68 mining leases were ratified by Parliament in fulfilment of the legal requirements. In 2021, the Minerals Commission will ensure the timely ratification of mining leases granted by government.
676. Mr. Speaker, the Minerals and Mining (Local Content and Local Participation) Regulations, 2020 (L.I. 2431) was passed by Parliament with the view to deepen local participation along the mining value chain to ensure that the benefits of mining are retained locally for socio-economic growth and development.
677. Mr. Speaker, some of the new provisions introduced in LI 2431 are as follows:
- All non-technical and non-engineering roles irrespective of the position or grade have been reserved for Ghanaians;
 - Some senior management roles for technical and engineering (General Manager and Mine Manager) have also been reserved for Ghanaians;
 - Certain services including catering, security and haulage have also been reserved to be provided exclusively by Ghanaians;
 - The allowable expatriate threshold which used to be 6 percent has been reduced to 5 percent of the total senior staff after three years of commencement of operations; and
 - An enhanced local procurement list which will be developed together with relevant stakeholders to ensure that specific inputs for mining are sourced locally by large scale mining companies.
678. Mr. Speaker, in 2021, government will enforce the provisions in the regulations to deepen Ghanaian participation across the mining value chain.
679. Mr. Speaker, under the Alternative Livelihood Programme being implemented to wean off the youth from galamsey activities, the Minerals Commission procured and distributed 1,120,000 oil palm seedlings to beneficiary farmers in the Eastern and Ashanti Regions. In 2021, the Commission will continue to expand the coverage of the programme to other areas in order to generate jobs and minimise illegal mining.



680. Mr. Speaker, in January 2020, Ghana Integrated Aluminium Development Corporation (GIADEC) in line with its strategy of driving strong performance in existing operations, signed an MOU with Bosai Minerals Group to expand the Awaso mine from a production capacity of 1 million MT per annum to 5 million MT per annum and to build a 1.6 million MT alumina plant. GIADEC has obtained the appropriate licences to commence the prospecting of two new bauxite hills in the area and expected to ramp up production in 2021 leading up to the construction of the refinery.
681. Mr. Speaker, following the assumption of Government’s 100 percent ownership in VALCO, GH¢100 million was released to support the working capital requirements of VALCO. This will provide the needed confidence and impetus for the institutions and investors that VALCO is currently in talks with to provide the complementary funding required to finance the modernisation of the smelter.
682. Mr. Speaker, the Ghana Integrated Iron and Steel Development Corporation (GIISDEC) has profiled all key stakeholders in the Iron and Steel Industry and is currently procuring a consulting firm to facilitate community engagement processes. GIISDEC will continue to review and validate Geological Data (Pre-feasibility Studies) for Shieni and Oppong Manso and also intensify community engagement processes to bring all stakeholders on board.

MINISTRY OF TRADE AND INDUSTRY

2020 Performance and Outlook for 2021 Industrial Development Programmes

683. Mr. Speaker, Government is implementing a comprehensive and wide ranging Industrial Transformation Programme with components geared towards making Ghana the new manufacturing hub in West Africa and Africa as a whole. The main components of the Programme are the One District One Factory Initiative, the Strategic Anchor Industries Initiative, the Industrial Parks and Special Economic Zones Initiative, the Micro Small and Medium Enterprises Programme, the Export Development and Diversification Programme and the Business Regulatory Reform Programme.

One District One Factory (1D1F) Initiative

684. Mr. Speaker, the One District One Factory Initiative has supported the private sector to establish medium and large scale projects at the district level throughout the country. As at the end of 2020, a total of 232 projects were at various stages of implementation out of which 76 are currently in operation. In addition, 107 are under construction, whilst 49 are ready to commence construction in 2021.
685. Government through the Ministry of Trade and Industry has supported eligible 1D1F companies with investment and credit facilitation, tax and non-tax incentives and infrastructure-related support such as construction of access roads and water and electricity connection.



686. The impact in terms of jobs has been significant. A total of 139,331 direct and indirect jobs were created by the end of 2020. An additional 285,915 direct and indirect jobs are projected to be created from the projects under construction.
687. In 2020, a total of GH¢603 million Import Duty Exemptions on capital goods and raw materials was approved by Parliament for 37 1D1F companies. The Ministry, working with 1D1F companies and PFIs, secured GH¢2.3 billion of credit disbursements to the companies. A total of GH¢213 million in interest subsidy support to de-risk lending was paid by Government to the PFIs on behalf of 1D1F companies.
688. Mr. Speaker, Government, working in partnership with financial institutions, will continue to support 1D1F projects in operation and under construction to consolidate the remarkable progress made and to contribute to import substitution and export-based industrialisation and job creation. Processing facilities for rice, poultry, tomatoes, cassava, ethanol and sugar will receive high priority in recognition of their strategic importance in reducing Ghana’s import bill.

MSME Development

689. Mr. Speaker, 37 Business Resource Centres (BRCs) at the district level were established in 2020 and are currently in operation with full deployment of staffing, equipment, and other facilities. The operation of the 37 BRCs cover about 146 districts. Construction commenced on 30 additional BRCs which will bring the total number of BRCs to 67. The BRCs are designed to provide Business Development Services (BDS) to support MSMEs in urban and peri-urban communities including 1D1F companies. The BRCs are also providing agency and representation services such as FDA, GSA, GIPC and RGD. In addition to the BRCs, five new Technology Solution Centres (TSCs) were established and 26 existing Technology Centres were upgraded and re-equipped to provide technology solutions and maintenance support to industries located at the district level throughout the country.
690. In order to provide relief to mitigate the effects of the COVID-19 Pandemic on MSMEs, Government launched the Coronavirus Alleviation Programme Business Support Scheme (CAPBuSS), and earmarked GH¢600 million for MSMEs. The NBSSI disbursed GH¢502,500,000 to 289,047 beneficiaries.
691. Mr. Speaker, a new legislation was passed in the year 2020 by Parliament to transform the National Board for Small Scale Industries (NBSSI) into the Ghana Enterprises Agency (GEA), an apex body for MSME and entrepreneurship development in line with the Micro, Small, Medium Enterprises and Entrepreneurship Policy approved by Cabinet.



Strategic Anchor Industries

692. Mr. Speaker, in the year 2020, as part of the Industrial Transformation Agenda, Government accelerated the implementation of the Strategic Anchor Industries initiative, designed to create new pillars of industrial growth in Ghana. This included the Vehicle Assembly and Automotive Industry, Garments and Textiles and Pharmaceutical industries.
693. Mr. Speaker, under the Ghana Automotive Development Policy and Programme, both existing and new automobile companies were granted special incentives to support local vehicle assembly. Kantanka Automobile Company Limited doubled its production capacity to serve the local and the African market as a result of the Auto Policy. Sinotruck of China, which is one of the global leaders in the manufacturing of trucks, commenced production of heavy duty trucks through its local partners, Zondac Tech Ghana Limited. Apart from the assembly of trucks, Zondac Tech is also assembling heavy machinery for construction. In addition, Volkswagen (VW) already commenced commercial production whilst Toyota and Nissan completed their initial preparations to establish assembly facilities in the first half of 2021. Currently, technical discussions are ongoing between the Ministry and other global auto companies including KIA, Hyundai, Isuzu and Changhan.
694. Mr. Speaker, in 2021, the Ministry will continue to support the nascent auto industry to enable them solidify their operations in the country. As part of the efforts to develop the auto industry in general, an automotive manufacturing support centre is being established in Accra with a satellite office in Kumasi. The centre will provide training and skills development of technical standards, facilitation of investments for the industry, and vehicle financing to support the development of the industry.
695. Mr. Speaker, an Automotive Industry Development Council whose membership consists of assemblers and all other industry stakeholders, including used cars and spare parts dealers, and components manufacturers will be inaugurated soon, to provide oversight and strategic guidance for the development of the auto industry in Ghana.
696. Mr. Speaker, the selection of the Garment and Textile and Pharmaceutical sectors for development as part of the Strategic Anchor Industries, proved providential during the peak of the COVID-19 Pandemic, when global supply chains were disrupted.
697. At the end of 2020, 110 local Garment manufacturing companies were assisted to enhance their production capacity and given orders for the production of Personal Protective Equipment (PPEs) to combat the COVID-19 Pandemic. A total of 19.5 million face masks, 90,000 hospital gowns, 90,000 head covers, and 50,000 medical scrubs were produced in 2020 with fabric procured from 3 local textile manufacturing companies.



698. In the Garments and Textiles Industry, the effective use of Government's procurement of locally manufactured PPEs will be continued to offer further opportunity for micro, small and medium enterprises to upgrade production capacity and quality standards to compete in the local and export market. Strategic partnerships to recapitalise and upgrade equipment of textile manufacturers will be pursued and regulatory measures enforced to address piracy and protect the intellectual property rights of local manufacturers.
699. Similarly, the Pharmaceutical Industry took up the challenge of producing personal care products, hand sanitizers and some recommended drugs for COVID-19 management. One of the leading local pharmaceutical companies was supported to complete the construction of a large scale state-of-the art WHO GMP Certified production facility. Fourteen other pharmaceutical manufacturing companies were supported to expand their productive capacities and increase supplies to both the domestic and export markets.
700. Mr. Speaker, a new Pharmaceutical Manufacturing Policy currently under review will be concluded in consultation with stakeholders. With the support of this august House, we are optimistic that the necessary legislative and incentive support will be approved to boost and diversify the production of pharmaceuticals. Of strategic importance are incentives to attract private sector investment to establish an Active Pharmaceutical Ingredient (API) Manufacturing Plant in Ghana which will supply pharmaceutical manufacturers in Ghana and the sub-region with raw materials.
701. In addition to the above, the Ministry, in collaboration with other relevant sector ministries, supported the development of an Integrated Bauxite and Aluminium industry as well as an Iron and Steel initiative as new strategic anchor industries for Ghana. In this regard, GIADEC and GIISDEC were both established as statutory corporations.
702. Mr. Speaker, the Ministry of Trade and Industry will submit a Sugar Bill to Parliament for consideration and approval. The purpose is to give effect to the incentives and policy measures prescribed under the National Sugar Policy for local and foreign companies to invest in the sugar industry.

Industrial Parks and Special Economic Zones (IP & SEZ)

703. Mr. Speaker, Government began the implementation of the Industrial Parks and Special Economic Zones initiative “One Region One Park” through the provision of support to private sector promoters to develop industrial parks and special economic zones around the country. This is expected to provide dedicated land space with energy, water and telecommunication facilities for the establishment of manufacturing industries.



704. Mr. Speaker, engineering studies for the establishment of the Greater Kumasi Industrial City and SEZ to be located near Boankra in the Ejisu Traditional Area in Ashanti Region commenced. When fully developed, the Greater Kumasi Industrial City will become a new manufacturing hub in Ghana and will complement the operations of the Boankra Inland Port.

Trade Development Programmes

705. In order to implement support interventions to enable businesses to enhance their export capacity, and in particular harness the benefits of the African Continental Free Trade Area (AfCFTA), a National Export Development Strategy and an action plan for Boosting Intra-African Trade (BIAT) were developed and launched.
706. In August 2020, the Government commissioned and handed over the state-of-the-art Secretariat Building for the AfCFTA to the African Union Commission and deployed an operational support team to provide assistance for the startup of operations at the Secretariat.
707. In preparation for the official start of AfCFTA trading, Ghana met all the operational requirements including Rules of Origin (RoR) Certification and the accreditation of GRA Customs as the Competent Authority for RoR Certification. This was completed in record time before the official launch of the start of trading on 1st January, 2021 and for the shipment of Ghana’s maiden export under AfCFTA on 5th January, 2021.
708. Mr. Speaker, during the period under review, the GEPA provided technical assistance to 36 manufacturing companies to receive ECOWAS Trade Liberalization Scheme (ETLS) approval for 50 products in 2020.
709. Mr. Speaker, in order to ensure that the benefits of specific trade agreements are consistently harnessed by businesses in Ghana, Government is rolling out an Export Development Support Programme, starting with 100 active and potential exporters, to secure and execute orders under African Continental Free Trade Agreement (AfCFTA), as well as the Ghana-UK Interim Trade Partnership Agreement, and the EU-Ghana Economic Partnership Agreement. This will give practical expression to the implementation of the National Export Development Strategy.

Integrated Customs Management System (ICUMS)

710. A decisive step was taken to address the challenges in trade facilitation, customs management and revenue mobilization by rolling out the UNIPASS technology which is internationally acknowledged as one of the most efficient trade facilitation and customs management systems in the world. The significant difference between the previous trade facilitation and customs management systems and the UNIPASS/ICUMS technology is that the latter is built on a single integrated end-to-end platform which allows for internal operational efficiency and system coherence.



Business Regulatory Reforms (BRR)

711. Mr. Speaker, the Business Regulatory Reforms Programme is a three-year programme designed to make Ghana the most business-friendly nation in Africa by the end of the year 2021. The programme is based on international standards of good regulatory practice adopted by policy makers around the world to ensure that the laws and administrative rules that businesses are required to comply with, are based on sound economic principles which enable them to compete and function effectively as “engines” of economic growth.
712. An interactive web-based Consultations Portal (the Business Regulatory Reform Portal <https://www.bcp.gov.gh/>), with over 1,200 registered users was launched in August 2020 to facilitate consultation between government institutions and the general public on regulations, legislations and policies affecting the business community.
713. In addition, Mr. Speaker, an online Electronic Registry with a total of 637 Business Regulations was launched to serve as a single official repository of all business regulations, legislative instruments, administrative and regulatory notices which can be easily accessed by the general public.

Ghana International Trade Commission (GITC)

714. Mr. Speaker, in a bid to protect local industry from unfair trade practices, the Ghana International Trade Commission (GITC) concluded its maiden investigation into a case of the dumping of aluminium coils onto the Ghanaian market by a local manufacturing company. The GITC made a favourable determination of the case for the local manufacturing company and proposed safeguard measures to halt the dumping of aluminium coils.

National Entrepreneurship and Innovation Programme (NEIP)

715. Mr. Speaker, the NEIP was a programme implemented under the former Ministry of Business Development now transferred to the Ministry of Trade and Industry. These Initiatives will be maintained in order to ensure that support for start-ups and young entrepreneurs is aggressively pursued.
716. Mr. Speaker, under the NEIP, 26,500 young entrepreneurs and start-ups received training in modern business practices to improve their capacity and make their products competitive both locally and globally under the Presidential Business Support Programme. Out of this, 5,000 were provided with funding to expand their businesses. This programme from inception created 90,000 direct and indirect jobs. In 2021, 10,000 entrepreneurs will be supported.
717. Under the “The Presidential Pitch” programme, GH¢1.0 million was disbursed to support 10 young entrepreneurs with brilliant and bankable business ideas to create about 200 jobs. In 2021, Government will support 20 innovative businesses and start-ups with enhanced financial support.



718. Under the Presidential Empowerment for Men and Women Entrepreneurs with Disability (PEMED/PEWED), GH¢4.0 million was disbursed to 2,145 entrepreneurs with disability. In 2021, a total of 2,000 additional beneficiaries will be supported financially.
719. The Programme launched the Young Women Entrepreneurship Initiative (YWEI) under the theme “Women’s Economic Empowerment - Key to National Development”. This initiative is aimed at helping to build the capacity of young women entrepreneurs and transition them from Necessity entrepreneurs to Opportunity-Driven entrepreneurs. A total of 300 young women entrepreneurs were funded with an amount of GH¢1.0 million. In 2021, an additional set of 1,000 beneficiaries will be trained and supported financially.
720. Mr. Speaker, the NEIP collaborated with the Ministry of Finance and Faith Based Organisations in Ghana to implement the Ghana Skills and Enterprise Development Programme (GSEDP) as part of measures to address the jobs and skills challenges severely undermined by the COVID-19 pandemic. This programme is expected to train about 200,000 youth in six months and 2 million in the next two years through the Faith Based Organisations in Ghana.

MINISTRY OF TOURISM, ARTS AND CULTURE

2020 Performance and Outlook for 2021

Management and Administration Programme

721. Mr. Speaker, in 2020, the Ministry launched the ten year “Beyond the Return” Programme as a successor to the “Year of Return” Programme to promote tourism and home coming of Africans and Ghanaians in the diaspora and also to foster economic relations and investments from the diaspora in Africa and Ghana. In 2021, the Ministry will embark on activities enlisted under the “Beyond the Return” Programme.
722. The Ministry together with its agencies observed the 2020 Emancipation Day which is commemorated by Anglophone Caribbean nations to mark the 1834 Abolition of Slavery in the British Empire and the 1838 Abolition of Apprenticeship.
723. In 2021, the Ministry will organise special events such as Paragliding, PANAFEST/ Emancipation Day celebrations in collaboration with its agencies.
724. Mr. Speaker, the Ministry also organised its Annual United Nations World Tourism Organization (UNWTO) Day under the theme “Tourism and Rural Development” at Bogoso, Damang and Takoradi in the Western Region in 2020 and collaborate with the relevant agencies to organize the annual United Nations World Tourism Day in 2021.



Tourism Product Development Programme

725. Mr. Speaker, the Ministry organised the official unveiling of the seven pillars that are the foundation of “Beyond the Return” on Wednesday 9th September, 2020 which brought together members of the local and diaspora community. The project seeks to showcase the country’s investment potential, consolidate the gains of the “Year of Return”, promote Pan African Heritage and Innovation and growth of the tourism industry in the next decade. In 2021, the Ministry will organise activities to promote each of the seven pillars of the of “Beyond the Return” programme.
726. The Ministry in partnership with the Ghana Tourism Authority (GTA) continued with the development of the Savannah Regional Office at Damongo, and renovation of the Larabanga and Gushiegu Receptive Centres expected to be completed in 2021. The Ministry also in collaboration with GTA completed the face-lifting of Odweanoma Paragliding site which was opened on 21st September, 2020.
727. Mr. Speaker, additionally, the Ministry undertook the following projects; the construction of the Tafi Atome Monkey Sanctuary and Cultural Village, extension of the Accra Tourist Information Centre, rehabilitation of Tetteh Quarshie Cocoa Farm and Exhibition Centre, construction of French razor wall around the farm and construction of video and reception hall.
728. In 2021, other tourist sites and attractions will be revamped and renovated to improve their current standards and make them more attractive and welcoming for tourists.

Tourism Research and Marketing

729. Mr. Speaker, the second phase of the Industry Call Centre and the Industry Single Window Project (www.visitghana.com) was completed. In addition, the harmonization and automation process of the inspection (quality assurance and compliance certification) was also completed and currently in use by the Ghana Tourism Authority.
730. In order to better position Ghana on the World Tourism Market, the Ministry in collaboration with the GTA and practitioners of the private sector, participated in International Fairs and Exhibitions in Spain, Finland, and The Netherlands in the first quarter of 2020.
731. The Ministry in collaboration with its agencies organised tourism awards in the Central and Northern Regions before the advent of the COVID-19 pandemic in the country. These awards, will be held concurrently for all the sixteen regions of Ghana in 2021.



Tourism Quality Assurance Programme

732. Mr. Speaker, in line with the goal of establishing a leading professional hospitality and catering training centre in the country and in the West African Sub-region, the Hotel, Catering and Tourism Training Institute (HOTCATT) developed a strategic plan and service delivery standard to guide training within the sector. The Institute resumed its training activities within the year 2020 and will continue these programmes in 2021 in order to produce professionals to work within the tourism industry.
733. The Ministry through GTA conducted inspections and licensing of tourism establishments and enterprises to improve the quality of service delivery within the sector. In 2020, a total of 4,774 establishments (accommodation 3,804, catering 510, and travel trade 460) were inspected and licensed. In 2021, the Ministry will continue with its inspection and licensing of tourism establishments.

Culture, Creative Arts and Heritage Management Programme

734. Mr. Speaker, to encourage the speaking, writing, publishing and use of Ghanaian languages, the Bureau of Ghana Languages (BGL) observed the celebration of the International Mother Tongue Day on 21st February, 2020.
735. In 2020, the Ministry in collaboration with the Creative Arts Council facilitated the passage of the Creative Arts Industry Act. The Act paves the way for the establishment of the Creative Arts Agency, which will be strengthened in 2021, to promote the industry and create an enabling environment to support practitioners and industry players for national development.
736. Mr. Speaker, the Ministry in collaboration with the National Theatre of Ghana organized educational skits on the COVID-19 pandemic in 2020. The National Theatre also presented two collaborations with private artistic groups and organized in-house programmes within the first quarter of the year. These programmes and activities will resume in 2021 subject to the easing of COVID-19 restrictions.
737. Mr. Speaker, in 2020, the Ministry together with the Ghana Museums and Monuments Board renovated the National Museum Gallery, Ussher Fort Museum Gallery, Ho, and Apam Museums.

MINISTRY OF ENVIRONMENT, SCIENCE, TECHNOLOGY AND INNOVATION

2020 Performance and Outlook for 2021

738. The Ministry is committed to promote sustainable environmental management and the adoption and application of science and technological innovations through the formulation of policies, monitoring and evaluation of the implementation of sector plans, programmes, and projects for national development.



Management and Administration Programme

739. Mr. Speaker, the Ministry commenced the pilot incentive payment system for e-waste collection at Old Fadama (Agbogbloshie) to reduce the indiscriminate disposal and burning associated with the management of e-waste. Since the commencement of the incentive payment system on 30th June 2020, over 30MT of e-waste cables, which would otherwise have been burnt were purchased.
740. The construction of a Handover Centre (HOC) is expected to be completed in 2021 under the Financial Cooperation Project with the German Government at the premises of the Ghana Atomic Energy Commission (GAEC). The HOC will serve as the receiving centre for e-waste fractions from the informal collectors or individuals, or scrap dealers at a price which is above the market value for the e-waste type.
741. Mr. Speaker, I am pleased to state that Cabinet approved the National Plastics Management Policy and its accompanying implementation plan in May 2020. The Policy, together with the Ghana National Plastics Action Partnership (NPAP) Initiative, will provide the platform for the reduction of plastic waste and pollution in Ghana. The Ministry is also working assiduously to operationalise the Plastic Waste Recycling Fund to provide finance for the management of plastics and reduce the adverse impact of plastic waste on human health and the environment.
742. In 2021, the Ministry will look to setup the Resource Recovery Secretariat (RRS) which will be responsible for the achievement of the Policy’s aim and fulfilment of the other 17 strategic actions. These actions, when deployed together, will create pro-business opportunities for job creation and shared growth while eliminating plastic pollution.
743. Mr. Speaker, H. E. the President, in August 2020, laid the foundation stone for the construction of the first ever machine tooling centre and foundry in the country at the Ghana Atomic Energy Commission premises. The facility and associated workshops will be equipped with tools and machinery to provide agro-processing machines and equipment, farming implements, and spare parts for maintenance and repairs. The facilities at this centre will provide technical support for policy initiatives of the government such as One District One Factory (1D1F).
744. The Ministry expects to complete construction works on the facility and operationalise the centre in 2021. The establishment of this centre is a key component of a much broader strategic framework designed to ensure that Ghana’s socio-economic development is driven by Science, Technology, and Innovation.
745. Mr. Speaker, to promote sustainable agriculture and strengthen capacity for adaptation to climate change, the Ministry under the Sustainable Land and Water Management Project (SLWMP) supported over 40,000 farmers in the 12 project districts to implement sustainable practices on a total of 16,317 ha of land. Ten



dugouts have also been constructed in the project area to serve as watering points for wildlife and cattle.

746. The Ministry also continued with the implementation of the Adaptation Fund Project to increase resilience to climate change in Northern Ghana through the management of water resources and diversification of livelihoods. Some achievements of the project include:
- 10 dams rehabilitated in 10 communities in four Northern Regions (Northern, Upper West, Upper East and Savannah);
 - 24 women-led agro processing facilities constructed with 1,260 direct beneficiaries;
 - 29 fish farms established in 29 communities with over 970 direct beneficiaries;
 - 50 dry season gardens with 2,377 direct beneficiaries; and
 - 50 community based beekeeping associations established in 50 project communities with 996 direct beneficiaries.

Research and Development Programme

747. Mr. Speaker, the Ministry through the Council for Scientific and Industrial Research (CSIR), deployed technical expertise in virology and molecular genetics of infectious diseases to support the on-going COVID-19 RT-PCR based testing at both Noguchi Memorial Institute (NMIMR) and Kumasi Centre for Collaborative Research in Tropical Medicine (KCCR). The biomedical laboratory of the Water Research Institute (CSIR-WRI) was also upgraded to Level 2, where some district hospitals were assigned to send suspected COVID samples for testing in collaboration with the COVID-19 coordinating team.

748. In line with international best practices, the Ghana Nuclear Power Programme is being developed based on the International Atomic Energy Agency (IAEA) Milestones Framework. Out of the three phases of the milestone framework, Ghana completed all Phase 1 technical activities needed to make a knowledgeable commitment to a nuclear programme. The Ghana Atomic Energy Commission (GAEC) together with key stakeholders (Nuclear Regulatory Authority and Nuclear Power Ghana) developed a programme comprehensive report which details all required technical activities. In 2021, a nationwide stakeholder programme will be rolled out to enable the Ghana Nuclear Power Programme Organisation (GNPPO) educate the public on the benefits of nuclear power.

Environmental Protection and Management Programme

749. Mr. Speaker, the EPA issued 11,506 environmental assessment permits and 47,588 chemical licenses in line with L.I 1652. Enforcement notices were issued to the non-compliant undertakings for cessation of activities and administrative charges imposed on defaulters.



750. Mr. Speaker, the Ghana Integrated E-waste Programme through an extensive stakeholder consultation process deployed 65 high priority product Harmonized System (HS) Codes via the new Integrated Customs Management System (ICUMS). The advance eco-levy collection on ICUMS is now fully linked to the E-waste Fund. In 2021, the programme will deploy and collect the advance eco-levy on the remaining 300 HS Codes into the E-waste Fund, and to commence the full operationalisation of the Integrated National E-waste Management Scheme. The full operationalisation of the scheme will lead to the formalisation of the informal sector, and the creation of decent and sustainable jobs along the e-waste value chain.

751. The Nuclear Regulatory Authority (NRA) authorised 368 radioactive sources and devices for use. An additional 260 permits were issued for import, export, transport and storage of radioactive sources and devices over the period to ensure the protection of humans and the environment from the harmful effects of radiation. It is important to state that enforcement notices were served to 11 non-complying facilities to enforce corrective actions and ensure safety of radiation workers and patients.

Spatial Planning and Human Settlement Programme

752. Mr. Speaker, to enhance land use and spatial planning, the Zoning Guidelines, Planning Standards, Manuals and Permitting Guidelines were published on the Land Use and Spatial Planning Authority (LUSPA) website. In addition, data collection for the preparation of spatial plans for Ghana’s Petroleum hub in the Jomoro District was commenced by the Authority.

Biotechnology Development Programme

753. Mr. Speaker, National Biosafety Authority (NBA) established a Genetically Modified Organism (GMO) detection laboratory, and conducted a number of trainings on GMO regulation in Ghana. Again, the NBA conducted regulatory inspections on all the GMO trials being carried out by the CSIR. This included the pre-planting trial inspection at the Nitrogen Use, Water Efficient and Salt Tolerant (NEWEST) Rice Confined Field Trial site at the Crops Research Institute in Kumasi to assess the adaptability of the new rice on Ghana soils.

754. Mr. Speaker, the NBA also reviewed an application on Genetically Modified Liver Cells submitted by the school of Medicine and Dentistry of KNUST. The application was for a Ph.D. research to assess the potency of some local plants in treating cancer. In 2021, The NBA will continue to undertake public awareness and education campaigns on issues relating to GMOs.



MINISTRY OF ENERGY

2020 Performance and Outlook for 2021

Power Sector Development and Management Programme

755. Mr. Speaker, in 2020, the country had adequate generation capacity to meet the demand for domestic, commercial and industrial customers. The 200MW Amandi Power Project was approximately 98 percent complete and is currently at the last phase of commissioning. Phase 1A of the 400MW Early Power Project (147MW) is currently going through commissioning. In 2021, the Ameri Plant will be relocated to Kumasi to help stabilise the national grid.
756. The Power Purchase Agreement (PPA) renegotiations, aimed at reducing capacity charges and consequently the overall cost of power generation, are ongoing. The 3rd round of negotiations commenced following approval of the recommendations submitted by the Negotiating Team. Subsequently, renegotiations were concluded with CENIT Energy Limited, and discussions with AKSA Energy Company (Gh) Limited are nearing completion.
757. Government continues to enforce the moratorium on the signing of new PPAs, GSAs, Put-Call Option Agreements (“PCOAs”) and any long-term take-or-pay contracts until further notice or unless properly exempted by Government on a case-by-case basis.
758. Following the approval of the Pwalugu Multipurpose Dam Project (PMDP) by Parliament, pre-commencement activities including fieldwork for the update of the Environmental and Social Impact Assessment (ESIA), preparation for the Resettlement Action Plan (RAP), Land Survey & Land Acquisition, engagement of Owner’s Engineer to provide technical support to VRA to supervise and manage the EPC Contract commenced.
759. Under the transmission system improvement projects:
- Lot 2 (Kintampo-Tamale) and Lot 3 (Tamale-Bolgatanga) of the 330kV Kumasi-Bolgatanga Transmission Line Project are completed and in service contributing to the export of power to Burkina-Faso. Lot 1 (Kumasi-Kintampo) is nearing completion;
 - 161kV Volta-Achimota-Mallam Transmission Line Upgrade Project has an overall works completion rate of 53 percent for the Volta-Achimota section, and 31 percent completion rate for the Achimota-Mallam transmission line;
 - Remedial works on the Aboadze – Prestea 330kV Transmission Line is 90 percent complete; and
 - Construction works on the A4BSP (Pokuase Bulk Supply Point) is 92 percent complete.
760. In 2021, the Ministry of Energy will continue to monitor and facilitate the implementation of the following projects:



- Completion of the phase 1B of the Early Power Project that will bring the installed capacity to 202MW;
- Continuation of the ongoing PPA Renegotiations;
- Implementation of the Pwalugu Multipurpose Dam;
- Repair /replacement of T3 Gas Turbines;
- Completion of Lot1 (Kumasi-Kintampo component) of the Kumasi-Bolgatanga Transmission Line Project;
- 161kV Volta-Achimota-Mallam Transmission Line Upgrade Project;
- Completion of the 330kV A4BSP (Pokuase Bulk Supply Point); and
- Feasibility Studies for the 330kV Accra Kumasi Transmission Line Project.

761. Other projects to be pursued include the construction of a new substation at Dunkwa-on-Offin, reconstruction of over-aged 161kV transmission lines from Aboadze through Dunkwa to Asawinso with higher capacity, and the reconstruction of the existing 330kV and 161kV Aboadze Switchyards.

762. Under the Rural Electrification Programme, a total of 388 out of 560 communities were connected to the national grid. The National Electricity Access rate increased from 84.98 percent in January 2020 to 85.17 percent by end December 2020 with over 10,000 communities so far connected to the grid.

763. In 2021, the Ministry will monitor the completion of ongoing SHEP-4 & SHEP-5 projects across the country. Various electrification projects in the Northern, North East, Savannah, Eastern and Volta, Ashanti, Western, Western North, Ahafo, Bono East and Bono Regions, amongst others will also be undertaken. 766 towns will be connected under these projects in 2021.

Energy Efficiency and Demand-Side Management

764. Mr. Speaker, the Ministry of Energy embarked on a nationwide energy conservation and demand side management exercise (EDSM) targeted at replacing all existing incandescent and compact fluorescent lights, with particular attention to residences, since residential energy consumption accounts for over half of the national electricity demand.

765. Over 8.9 million LED bulbs (6W, 9W and 13W) were distributed to Metropolitan, Municipal and District Assemblies in all 16 regions. Over 1.1 million of same have also been distributed to some key government institutions.

766. Rehabilitation and replacement of High-Pressure Sodium (HPS) Street lights in selected streets in Accra and Kumasi were completed with a total of 6000no and 4,500no 150W streetlights respectively installed. 350 out of 700 streetlights fixtures were installed on the Tema-Motorway.

767. In 2021, five million LED bulbs (6W, 9W and 13W) will be distributed to MMDAs. Under the street lighting project, a minimum of 300 km stretch of roads and streets will be covered in Metropolitan, Municipalities and District across the country.



Renewable and Alternative Energy Development Programme

768. Mr. Speaker, in February 2020, H.E. the President, cut the sod for the installation of the 17MW Solar Project by Volta River Authority in Lawra and Kaleo in the Upper West Region. The first phase (6.8MWp) has been commissioned. The project although initially designed for 17MWp will also have an increased output of 19.8MWp due to some adjustments in the design at no cost to the State. The remaining 13 MWp will be completed and integrated into the national grid in 2021.
769. A total of 26MWp out of the 50MWp solar project undertaken by Bui Power Authority was commissioned on 27th of November, 2020. The remaining 24MWp and a 1.0MWp floating solar plant is expected to be completed by the third quarter of 2021.
770. Installation of 912kWp solar project at the Jubilee House is 60 percent complete and progressing steadily to promote the use of solar power on Government and public buildings. The project will be completed by the end of the third quarter in 2021.
771. Installation of the first ever 45KW mini-hydro power plant at Alavanyo was completed and commissioned by H.E. the President in November 2020. Feasibility study will commence for the construction of the second mini-hydro power plant in 2021.
772. A total number of 43,400 units of solar lanterns out of 60,000 delivered to the Ministry were distributed to poor off-grid rural households to replace the use of kerosene lanterns in non-electrified communities. In 2021, the Ministry will take delivery of additional 20,000 units and therefore distribute 36,600 solar lanterns to the beneficiaries.
773. A total of 54,000 Improved Charcoal Stoves were distributed under the climate change mitigation programme across the country in 2020. This project is to address the exposure of women and children to carbon monoxide emissions from charcoal for cooking as well as reduce deforestation as part of our efforts to mitigate against climate change. In 2021, 446,000 stoves will be distributed.
774. The Renewable Energy (Amendment) Bill, 2020 and Bui Power Authority (Amendment) Bill, 2020 were also passed by Parliament. These Acts were passed to ensure competitive procurement of renewable energy power and also mandate Bui Power Authority with the necessary legal status to implement renewable energy projects on behalf of government.
775. Ghana has completed the planning phase (phase 1) of addressing the 19 infrastructure issues recommended by the International Atomic Energy Commission (IAEA). The implementation of activities earmarked for phase 2 will commence in 2021 — to identify a strategic vendor country, select the preferred



plant site among the four candidate sites, as well as continue to build human resource capacity.

Petroleum Sector Development and Management Programme

776. Mr. Speaker, total crude oil production achieved from the three producing fields totalled 66.93 million barrels from January to December 2020, translating to an average daily oil production of 182,860.13 barrels. A total of 88,530.61 million standard cubic feet (MMscf) of gas, translating to average daily gas export of 241.89 MMscf, was delivered for power generation and non-power gas users.
777. The Greater Jubilee field in 2020 produced total crude oil of 30.43 million barrels (MMBBLs); averaging 83,127.16 barrels of oil per day (bopd). Gas production for the year was 64,426.21 MMscf, with a total of 26,414.88 MMscf exported to Ghana National Gas Company (GNGC) Atuabo Gas Processing Plant.
778. Total crude oil produced by Tweneboa-Enyenra-Ntomme (TEN) Field was 17.81 million barrels (MMBBLs), averaging 48,640.81 barrels of oil per day (bopd) as of December 31, 2020. The field also accounted for a 5,544.74MMscf of gas exported for power generation.
779. Total crude oil production at the Sankofa-Gye-Nyame (SGN) was 18.70 million barrels (MMBBLs), averaging 51,092.16 barrels of oil per day (bopd) as of December 31, 2020. A total of 70,355.70 MMscf non- associated gas was produced out of which 56,570.99 MMscf was delivered for power generation.
780. In 2021, the Ministry will continue the negotiation of Petroleum Agreements and monitor activities on the Jubilee, TEN and SGN fields. The Ministry will also coordinate the submission of the Pecan Plan of Development and Operation for approval.
781. The Ministry will continue to monitor the Voltaian Basin Project which aims to acquire and process 750 km² of 3D Seismic Data and engineering studies towards drilling of a well in 2022.
782. Projected production from the three producing fields in 2021 is expected to yield a total of 57.3 million barrels of oil and 93.07 billion standard cubic feet of export gas at a daily average of 156,986 barrels of oil and 254,986.30 million standard cubic feet of gas respectively.
783. Following a review of the Gas Master Plan, which aims to guide the optimal utilisation of Ghana’s gas resources for a robust power sector and accelerated industrialisation, the Ministry is establishing a roadmap for the implementation of the new executive order on institutional roles alignment.
784. Mr. Speaker, the Ministry of Energy in 2020 distributed 1,500 LPG cookstoves under the Rural LPG Promotion Programme. Preparations are under way to



improve and scale-up the Rural LPG Programme into a National Programme to cover peri-urban and urban areas as well. The new expanded programme will target homes, schools and institutions/groups that use LPG for commercial catering.

785. The pilot phase 1 of the Cylinder Recirculation Model (CRM) implementation was launched in the Kwaebibirim, Denkyembuor, and Adansi North Districts and the Obuasi Municipality. Phase 2 covered Jomoro district and Yendi Municipality. In 2021, phase 3 will be launched in the Hohoe Municipality and Anloga district.
786. Refurbishment of recalled cylinders from the Eastern and Ashanti regions by Ghana Cylinder Manufacturing Company is expected to be completed by end of March for distribution to the pilot LPG marketing companies in the aforementioned regions. An estimated 45,000 branded cylinders will be distributed for pilot implementation in three other selected regions.

Development of a Petroleum Hub

787. Mr. Speaker, the Petroleum Hub Corporation Bill was passed by Parliament into law on 23rd October, 2020. The Petroleum Hub Implementation Programme seeks to promote Ghana as an attractive destination for investment, technology and a hub for refined petroleum products in the West African Sub-Region. In 2021, we will ensure the set up and operationalisation of the Petroleum Hub Development Corporation. Preparatory activities such as the conduct of a strategic environmental assessment, spatial planning and land acquisition activities towards the development of the Hub will be continued.

Infrastructure Sector

788. The main focus areas are: protected areas; water resources management; coastal and marine erosion; transport infrastructure; information and communication; construction industry development; drainage and flood control; infrastructure maintenance; rural development management; urban development management; and disaster management.
789. These interventions in the infrastructure sector will contribute to the achievement of the Sustainable Development Goals (SDGs) 1, 2, 3, 4, 5, 6, 7, 8, 9, 11, 12, 13, 14, 15, 16, and 17; and the AU Agenda 1, 3, 4, 5, 7, 10, 11, 12, 17 and 20. These are to promote the development of quality, reliable, sustainable and resilient infrastructure for economic development and wellbeing.



MINISTRY OF WATER RESOURCES AND SANITATION

2020 Performance and Outlook for 2021

Water Resources Management Programme

790. Mr. Speaker, Government initiated the process to review the 2007 Water Policy. To this end, a consultative workshop was organised to solicit stakeholder views on specific thematic areas.
791. Mr. Speaker, Government ratified the United Nations Convention on the Law of the Non-Navigational Uses of International Watercourses (1997) and the United Nations Economic Commission for Europe (UNECE) Convention on the Protection and Use of Transboundary Watercourses and International Lakes (1992). The ratification instruments were signed by H.E. the President and deposited at the United Nations on June 21, 2020. The ratified Water Conventions provide Ghana with potential support for programs and projects to improve the management and use of water resources in our shared river basins and aquifers.

Urban Water Management

792. Mr. Speaker, Government is making efforts to achieve the “Water for All” agenda. Under the urban water supply programme, the Upper East Region water supply which when completed, will improve the reliability and sustainability of water supply to Navrongo, Bolgatanga, Paga, Bongo and its surrounding communities, is ongoing. Currently, the project is 65 percent complete.
793. Mr. Speaker, the Greater Accra Metropolitan Area (GAMA) project has improved access to potable water to over 420,000 people (equivalent to 85,000 households) against a target of 250,000 people living in the GAMA. It also made significant achievement in the following; 282km of distribution and service pipelines laid against a target of 150 km; 6,955 new service connections to households against a target of 3,500; and a Low-Income Consumer Support Unit (LICSU) established to promote and sustain water supply delivery to the urban poor. Government secured additional funding to replicate the project in the Greater Kumasi Metropolitan Area (GKMA) in 2021.
794. Mr. Speaker, H.E the President cut the sod to commence the construction of the following projects:
- Yendi Water Supply Project with Oti River as its main raw water source. This project is expected to benefit Yendi and its surrounding communities such as Ghani (Ngani), Sambu, Adobo, Sokoli, Nakpachai, Gbunbalaga and Kuga to serve about 133,000 people;
 - Tamale Water Supply Project which will expand the water supply capacity of the Tamale Metropolitan Area. Communities to benefit are Cheshegu, Nanton, Yapei /Yipala, Chirifoyili, Nyankpala, Yepeligu, Dalun, Pong Tamale, Yoggo, Gbullung, Sanerigu, Zagayull, Gurugu, Sankpala, Zangbulung, Jisonayili, Savelegu, Kusawgu, Kakpagayili, Tibung, Bagabaga, Kanvili, Tolon, Tamale Township, Kumbungu, Vitin; and



- Damongo Water Supply Project in the newly created Savannah Region which will benefit the following communities, Damongo township, Bonyase, Ntereso, Fulfoso, Sumpini, Kojope, Busunu, Kebiesu, Tailorpe, Alhassan Kura, Jonokponto, Achubunyo, Soalepe, Frafra Settlement No.3, Boroto, and Nabori.

795. In addition, H.E. the President also cut the sod for the Wenchi, Keta, Sunyani, Techiman and Sekondi -Takoradi Water Supply Projects.

796. Mr. Speaker, in 2021, Government will continue with the construction of the Upper East, Yendi, Tamale and Damongo Water Supply Projects and will complete the implementation of the Greater Accra Metropolitan Area Sanitation and Water Project, Kpong Phase 2, Ho and Hohoe, Sekondi – Takoradi, Sunyani, Essiama, Keta, Techiman, and Wenchi.

Rural Water Management

797. Mr. Speaker, the Sustainable Rural Water and Sanitation Project constructed 23 water systems in 164 communities within 11 regions namely; Upper West, Upper East, Northern, Savannah, North East, Central, Western, Western North, Bono, Ahafo and Bono East Regions. In addition, 250 boreholes were constructed in the Upper West Region. The total population served by the project is approximately 325,000.

798. H. E. the President commissioned all the water systems, at four separate ceremonies at Amasankrom in the Mfantseman Municipality, Jei-Krodua in the Awutu Senya District both in the Central Region, Yapei in the Savannah Region and Nalerigu in the North East Region.

799. Mr. Speaker, the Rural Communities and Small Towns Water Supply Project (RCSTWSP), also known as the Aqua Africa Water Project is currently ongoing. The project will construct 150-point sources and 12 Small Town Water Systems to serve 588 communities across five regions (Volta, Oti, Greater Accra, Ashanti and Eastern).

800. Mr. Speaker, Government initiated the construction of 654 boreholes, of which 622 were to be fitted with hand-pumps and 32 mechanised schemes to further advance the “Water for All” agenda. So far, 608 out of the 654 boreholes have been drilled and the accompanying pads constructed and 535 pumps installed. The programme when completed will benefit about 220,000 people.

801. Mr. Speaker, in 2021, Government through the Water Resources Commission will expand the Nationwide Water Quality Monitoring network from the existing 41 stations to 80; increase the water quality parameters to cover trace metals (such as arsenic, mercury, lead, copper, and zinc) and other toxins and sediments. The Commission will conduct an awareness campaign on results of the assessment and undertake remedial actions where required.



802. In addition, the Commission will undertake groundwater monitoring and management to ensure the sustainable management and utilisation of ground water resources.
803. Mr. Speaker, the Water Resources Commission will implement governance, ecosystem restoration, and conservation interventions to reverse trends in ecosystem and water degradation and improve livelihoods in the Volta Basin.
804. Mr. Speaker, Government will continue with the construction of the 622 hand pump-fitted wells, 32 mechanised water schemes, and the RCSTWSP Aqua Africa Project.

Sanitation Sector Management
Solid Waste Management

805. Mr. Speaker, Government, as part of renewed efforts to attain the vision of H.E. the President, of making Accra the cleanest city in Africa, inaugurated the Inter-Ministerial Taskforce on Environmental Sanitation on 21st January, 2020 to assess the current solid waste management situation and propose solutions for the prevailing challenges.
806. In this regard, Government launched a Street Litter Bin programme to deploy 20,000 litter bins over a period of five years to control public littering across the country. In 2020, 8,100 litter bins were deployed.
807. Mr. Speaker, Cabinet gave approval to decommission and re-engineer the Kpone (Greater Accra) and Oti (Ashanti) Landfill sites. Government engaged Messrs Zoomlion Ghana Limited to undertake the decommissioning and re-engineering works at the two sites.
808. Mr. Speaker, Government engaged the services of more sanitation guards to enforce sanitation by-laws within the various MMDAs. In addition, Government, in collaboration with Zoomlion Ghana Limited, provided five pickup vehicles to the Ghana Armed Forces and three pickup vehicles to the Ghana Police Service for environmental sanitation monitoring and enforcement.
809. Mr. Speaker, Government through the Greater Accra Sustainable Sanitation and Livelihoods Improvement Project (GASSLIP) provided domestic and municipal level sanitation infrastructure, and supported skills development and livelihood improvements to enhance the capacity of sanitation service providers of beneficiary Assemblies within the Greater Accra Metropolitan Area (GAMA). To this end, 30 Communal Waste Skip Containers and 24 Waste Collection Equipment (Borla Taxis) were delivered to beneficiary MMDAs.
810. In 2021, Government will distribute 3,000No. litter bins to further advance the Street Litter Bin campaign throughout the country.



811. Mr. Speaker, Government will continue to undertake the re-engineering of the landfill sites at Kpone and Oti and also initiate the construction of a transfer station and additional landfill cells to improve solid waste collection and disposal under GASSLIP.

812. Mr. Speaker, Government under the Greater Accra Resilient and Integrated Development (GARID) Project will construct an engineered sanitary landfill and a materials recovery facility in the Ga West Municipality. In addition, two transfer stations are being constructed at the Ghana Atomic Energy Commission and the Adentan Municipality. Also, two major dumpsites at Abokobi and Agbogbloshie (Old Fadama) will be capped.

Liquid Waste Management

813. Mr. Speaker, Government through the Greater Accra Metropolitan Area Sanitation and Water Project (GAMA-SWP) provided access to improved toilet facilities to serve over 225,960 people in low income communities representing 28,245 households in the GAMA. Under the same project, 240 fit-for-purpose gender and disability friendly school sanitation facilities were provided to over 231,870 school pupils of low-income communities in the GAMA. Construction is ongoing for a 4,000-household capacity simplified sewerage system in Ashaiman New Town and a 900-household capacity simplified sewerage system to benefit households in Bankuman community of Tema Metropolitan Area.

814. Mr. Speaker, Government through the Sustainable Rural Water and Sanitation Project constructed 22,079 household toilets and 179 toilet facilities for teachers. As a result, 351 communities attained Open Defecation Free (ODF) status, while 165 communities are ready to be certified as ODF.

815. Mr. Speaker, Government initiated the construction of 2000 household toilets within selected MMDAs in the Ashanti, Western, Central and Northern Regions to further advance the “Toilet for All” Agenda. 12,000 people will have access to improved toilet facilities when the project is completed. In addition, 35 institutional toilets are at various stages of completion. The beneficiary institutions include Tamale School of Hygiene, Pentecost Senior High School at Koforidua, Gomoa Senior Technical High School, Gyeman Senior High School, Kpandai Senior High School, Walewale Senior High School, Tolon Senior High School, Benso Senior High School, St. John Bosco College of Education, Navrongo Senior High School, Hilla Limman Senior High School, Sunyani Senior High School, Koforidua Technical Institute, and Koforidua Regional Hospital.

816. Mr. Speaker, in 2021 Government will upscale the Community-Led Total Sanitation (CLTS) Programme and continue with the construction of 2,000 household toilets in deprived communities nationwide.



817. In addition, the construction of 5,000 household toilets in deprived communities within the Greater Accra Metropolitan Area will continue and the construction of septage and sewer lines will be initiated under the GASSLIP Project.

MINISTRY OF WORKS AND HOUSING

2020 Performance and Outlook for 2021

818. Mr. Speaker, Government continued with the coastal protection works to protect coastal settlements against beach erosion and flooding while protecting lives, livelihoods and properties. Accordingly, the Dansoman, Axim, Amanful Kumah, Anomabu and Elmina (Phase III) coastal protection projects are currently 90 percent, 90 percent, 61 percent, 43 percent and 40 percent completed, respectively. Other projects are at various stages of completion, they include Cape Coast (22%), Dixcove (30%) Komenda (30%), Aboadze Phase II (15%) and Ningo-Prampram (15%).
819. Furthermore, to mitigate the disaster risks associated with flooding in various parts of the country, Government continued with the implementation of the 2018 National Flood Control Programme. Current progress of works stands at 95 percent completion for the desilting and excavation works while the construction works are 51 percent complete.
820. Government commenced the implementation of the Greater Accra Resilient and Integrated Development (GARID) Project. Consultancy assignments for the preparation of Environmental and Social Impact Assessment (ESIA) for the construction of detention ponds, urgent repairs and bridges as well as the Light Detection and Ranging (LIDAR) survey have commenced. Also, the procurement processes to engage a consultant to undertake the detailed engineering designs for the detention ponds, bridge reconstruction and urgent repairs on the channel, as well as the design and supervision of Flood Early Warning Response System (FEWRS) for Accra is far advanced.

Human Settlement and Development Programme

821. Mr. Speaker, accommodation for the security services remains a high Government priority. Government, therefore, continued works on Phase III of the Security Services Housing Programme — the construction of 320 units for the Ghana Police Service located at the Ghana National Police Training School, Tesano. The overall progress of work stands at 30 percent.
822. Following the completion of 24 blocks to provide 312 units of apartments, TDC Development Company Limited (TDCL) initiated steps to complete 139 apartment blocks made up of 2,856 housing units. Pre-contractual arrangements commenced and actual construction works is expected to commence in earnest. Under the National Housing Programme being piloted by the Ministry of Finance (MoF), TDCL completed the construction of 204 housing units with ancillary



facilities, while the construction of 64 housing units under the Site 3 In-filling Project is currently 90 percent complete.

823. Also, Government concluded arrangements to enable the State Housing Company Limited (SHCL) complete the stalled Government Affordable Housing Projects at Koforidua, Tamale and Wa. Works have commenced at the Koforidua site and are progressing steadily.
824. State Housing Company Limited also embarked on a number of housing projects across the country to help address the nation’s housing deficit. The Company completed 52 housing units in Sangnariagu in the Northern Region, while 32 apartment units and six houses were completed at Adenta under the Marlow Court Project.
825. Work on the Urban Court Project which entails the construction of 40 apartment units at Adenta is 40 percent complete, while the construction of 16 apartment units under the Club House Redevelopment Project at North Kaneshie is at 85 percent completion.
826. The Legacy Court Project which entails the construction of 12 houses, 7 town homes and 40 apartments is 10 percent complete while the construction of 8 houses and 24 apartments in the Northern Region is currently 69 percent and 14 percent complete respectively. Also, the Company commenced the construction of 120 housing units each in Sefwi-wiawso and Pwalugu and the projects are currently 10 percent and 20 percent complete respectively. Additionally, the construction of 225 Housing Units at Oyoko Akrofrom under the John Agyekum Kuffour Estates is currently 60 percent complete. Other housing projects commenced in the Central, Bono, Western and Upper West Regions and are progressing steadily. In 2021, the Company will continue the implementation of these ongoing projects while Government continues its efforts to support the repositioning of this Company as a major player in the real estate and affordable housing market in Ghana.
827. Government engaged the services of the Ghana Institution of Surveyors (GhIS) to conduct an audit to determine, among other things, investment capital required to complete the stalled 1,506 housing units under the Saglemi Affordable Housing Programme. The audit was completed paving the way for the engagement of contractors to complete the outstanding works.
828. Under the Redevelopment Programme, the Ministry commenced the construction of 121 housing units for public servants comprising 2- and 3-bedroom apartments as well as Townhouses at Airport Residential Area and Ridge, Accra. The current phase of the Redevelopment Programme is an in-filling project that seeks to optimise the use of prime lands in these areas. The project is currently 20 percent complete.



MINISTRY OF ROADS AND HIGHWAYS

2020 Performance and Outlook for 2021

829. Mr. Speaker, the Ministry has oversight responsibility for the development, maintenance and administration of the road network in Ghana.

Road Rehabilitation and Maintenance Programme

830. Government sustained its routine and periodic maintenance activities, as well as minor rehabilitation works to protect the vast investment in road infrastructure. In 2020, routine maintenance activities were carried out on 25,048km of trunk roads; 11,061km of feeder roads; and 5,535km of urban roads.

831. In addition, periodic maintenance activities comprising re-gravelling/spot improvement and resealing works were carried out on 62km, 120km and 1,570km of the trunk, feeder and urban road networks, respectively. Under the Urban Roads Asphaltic Overlay programme, 648km of asphalt overlay works were completed in 2020 in the following areas:

Table 24: Some roads projects undertaken in 2020

REGION	AREA
Greater Accra	Ashongman, Lapaz (Petroleum), Airport Residential Area, Trinity Seminary, Ga Central, Kwashiman-Ofankor, Chapel Street/Link, Dzorwulu, Tema East, Dansoman, East Legon, Tantra Hill, Ga West Roads, Tema, Baatsona, Shiashie, Burma Camp, Roman Ridge, Ofankor.
Eastern	Kyebe, Koforidua, Oda, Suhum, Nana Asafo Adjei – Mile 50, Akim Oda
Upper East	Regional Hospital Road, Bolga
Western	Chapel Hill, Kwesimintim Sawmill, Assakae, New Takoradi, GPHA Quarters
Ashanti	Tech Jnc – Anloga Jnc, Tafo, Suame, Moshie Zongo, Buokrom, Kwadaso, Bantama, Manhyia, Mampong, Obuasi, Subin
Central	Winneba (Anglican Church – Copa Jnc. Rd.), Winneba-Oda Road, Bawjiase Road, Swedru SHS Roads
Bono	Sunyani, Berekum
Volta	Hohoe Town Roads, Kpeme Area Roads

832. Also, minor rehabilitation works covering upgrading, and the construction of culverts and drainage structures were carried on 122km of trunk roads, 486km of the feeder and 282km of the urban road networks, respectively. In 2021, Government will continue with the maintenance of the road assets to protect the huge investment made in road infrastructure. Additionally, Government will introduce the electronic tolling of roads to improve revenue generation into the



Road Fund for the maintenance of the road network, and also enforce Axle Load Control to reduce the overall maintenance budget for the road infrastructure.

Road and Bridge Construction Programme

833. The key activities undertaken include construction, rehabilitation, reconstruction, and upgrading of roads, as well as construction of bridges and interchanges.
834. Works progressed steadily on the Pokuase Interchange under the Accra Urban Transport Project. This involves the construction of a 4-tier interchange, 10km of selected roads, segregated walkways, footbridges and underpasses, and drainage structures. Physical progress stands at 90 percent as at the end of December 2020.
835. Works progressed according to schedule on the Tema Motorway Roundabout (Phase 1) Project. Physical progress of works was 100 percent as at the end of June 2020. Works on Phase 2 which involves the 3rd tier of the interchange is expected to take off in 2021.
836. Works were also completed on the Obetsebi Lamptey Circle Interchange and other ancillary works (Phase 1) in November 2020. Phase 2 works on the interchange is expected to start in 2021.
837. Significant progress was made on the Kumasi Lake Roads and Drainage Extension project. Physical progress stood at 68 percent as at the end of December 2020.
838. Mr. Speaker, works started in 2020 on the La Beach Road Project. This project aims at improving capacity along the Accra-Tema Beach Road and the construction of a 3-tier interchange at the Nungua Barrier. Progress of works stood at 9 percent at the end of December 2020.
839. Works are ongoing on the construction of 7No. bridges in the Northern Regions. These are located in Kulun, Garu (2No.), Ambalara, Kulungugu, Doninga and Sissili. Overall physical progress stands at 97 percent. All the bridges were completed except the one ongoing in Kulun. Also, overall progress on 5No. Belgian Bridges and 13No. Spanish Bridges are 70 percent and 100 percent respectively. Repair works were carried out on the following; Kaneshie bridge (West End), Ashaiman Tunnel Bottom Slab, Mallam Interchange, and Afienya bridge. There was also a launching of an 18.3m span bailey bridge on the Dawhenya Irrigation Scheme Road and the construction of a 6-Bay Compact 200 double single bailey bridge off the Accra–Tema Motorway near Trassaco Village – Greater Accra Region.
840. Government issued commencement certificates for the implementation of 84No. critical regional and inter-regional road projects with estimated total length of



2,237.51km and cost of GH¢7,839 million. All were awarded and works have achieved significant progress.

841. Other important projects which have been ongoing for some time and have recently seen significant progress include the following:

Table 25: Ongoing roads projections

Description	Scope	Status of Completion
Nsawam - Apedwa Road, North Bound (Kwafokrom–Apedwa Road)	33km	39%
Apedwa – Bunso Road	23km	76%
Bolgatanga – Bawku – Polmakom	116km	31%
Nkwanta - Oti Damanko Road	50km	54%
Oti Damanko - Nakpanduri Road	209km	77%
Berekum – Seikwa Road	34.6km	88%
Dualisation of Ho Main Roads	10.5km	55%
Teshie link Road	7.5km	77%
Ho - Fume Road (km 0 - 7, km 28.7 - 40.1) Phase 2-	18.4km	93%
Bolga - Bawku (km 12 - 24.5)	12.5km	100%
Wa – Walewale	57km	55%
Roundabout between Ejisu and KNUST	4No.	87%
Rehabilitation of New Abirem-Ofoasekuma Road	38km	15%

842. Under the Sinohydro master facility, the following ongoing projects are at various stages of completion:

Table 26: Ongoing projects

Lot No.	Description	Unit	Scope	Status of Completion
1	Accra Inner City Roads	km	84	Contractor Mobilising
2	Kumasi Inner City Roads	km	100	Contractor Mobilising
3	Tamale Interchange Project	No.	1	60%
4	PTC Roundabout Interchange Project, Takoradi	No.	1	Contractor Mobilising



Lot No.	Description	Unit	Scope	Status of Completion
5	Adenta- Dodowa Dual Carriageway	km	14	Yet to commence
6	Sunyani Inner City Roads	km	39	Contractor Mobilising
7	Western Region and Cape Coast Inner City Roads	km	32.19	32%
8	Upgrading of Selected Feeder Roads in Ashanti and Western Regions	km	68	35%
9	Construction of Hohoe-Jasikan–Dodi-Pepesu	km	66.4	32%

Road Safety and Environment Programme

843. Mr. Speaker, Government pursued the implementation of the Law on Axle Load Limit as stipulated in the Road Traffic Regulation LI 2180. The implementation of the axle load programme over the years has resulted in the significant decrease in the incidence of overloading which currently stands at less than 1.7 percent. Some truckers, however, still try to avoid the permanent stations by using detours. The Ministry is working hard to install additional stations on these routes or use mobile axle weigh bridges.

844. Works were completed on Installation of Area-Wide Traffic Signal Control Systems in Accra (Phase 1). This project generally seeks to coordinate all the traffic signals along the major routes in the capital and manage traffic remotely from a Traffic Management Centre (TMC) to optimize flow on the Amasaman–CBD Corridor, and other major corridors in Accra. The Ministry also continued to carry out maintenance activities on existing traffic signals.

Road Financing

845. The Ministry’s Public Private Partnerships (PPP) programme for the financing, construction and management of road infrastructure is progressing steadily. Four projects are at different stages of preparation:

- Accra – Tema Motorway PPP Project (31.7Km) –The PPP process was cancelled after the negotiations stage due to the unaffordability of the financial bid proposed by the Preferred Bidder to the Government. The project was repackaged and PPA approval received to single-source the EPC Contractor. The contract was signed and arrangement for funding of the project is on-going;
- Accra – Cape Coast –Takoradi PPP Project (208Km) – The project consists of the dualisation of the road including provision of interchanges and by-passes at urban sections of the road. The Transaction Advisor (TA) submitted the draft feasibility study report in September 2020 and



preliminary comments were submitted to the TA for incorporation in the final feasibility study report;

- Accra – Kumasi Expressway Project (245Km) – MRH is exploring options to reconstruct this section which is a major part of the central corridor in the shortest possible time. Works on the Kwafokrom – Apedwa North Bound carriageway is ongoing with the opening of the Suhum Interchange. The section from Apedwa to Nkawkaw is yet to receive a firm offer from interested developers. An MOU was signed for the Nkawkaw to Konongo section. MRH is also currently reviewing a proposal to reconstruct the Konongo - Ejisu road and Konongo By-pass into a dual carriageway; and
- Development of Tema Arterial Roads – Government continued its engagement with the Proponent in the development of the Project which involves an upgrade road network connecting the Accra – Tema Motorway from the Ashaiman Interchange to the Tema Port. The Proponent submitted the feasibility study which has undergone several technical reviews and negotiations on the scope and cost of the project. Executive Cabinet Approval was received to enter into a concession agreement with the Proponent after the project scope and financing arrangements were agreed. The Parliamentary Select Committee was briefed on the project details and the Proponent is expected to submit the final feasibility study report.

846. Works are expected to commence on the following major pipeline projects in 2021:

Table 27: Pipeline projects

Projects	Scope
Construction of Dufor Adidome – Asikuma Junction (39.2km) Road and Asutuare – Aveyime (23.9km) Road including 2 no. interchanges at Dufor Adidome and Asikuma Junction	63.1km and 2No. Interchanges
Construction of Bridge over the Volta River at Volivo	1No.
Rehabilitation of Tatalé-Zabzugu-Yendi-Tamale Road	165.8km
Rehabilitation of Zabzugu – Nakpali – Bimbila Road	73.6km
Rehabilitation of Dome – Kitase Road	19.5km
Design and construction of Buipe, Yapei and Daboya Bridges	3No.
Construction of Tema – Aflao Phase1 Road	17km
Construction of Tema Akosombo Road	64.7km
Project for Rehabilitation of Assin Praso – Assin Foso Road (N8) – Phase 2	60km
Construction of Tema Motorway Roundabout Phase 2	1No.
Supply and Installation of bridge components for 50No. steel bridges	50No.



Rehabilitation of Kumasi Inner City and Adjacent Street Projects	100km
Asphaltic overlay of selected streets in Accra and Tema	100km
Rehabilitation and upgrading of selected streets in Tamale & Yendi (Northern Region), Nalerigu, Walewale & Gambaga (North East Region) and Damango (Savannah Region).	100km

MINISTRY OF COMMUNICATIONS AND DIGITALISATION

2020 Performance and Outlook for 2021

ICT Infrastructure Development Programme

847. Mr. Speaker, Government constructed a 30-seater ultra-modern ICT lab to train engineers to implement the Public Key Infrastructure (PKI) (digital security infrastructure). The implementation of the PKI will improve trust and security in financial transactions within the country as well as with foreign entities/countries.
848. The e-Government Network Infrastructure was upgraded and 300 MDAs and MMDAS were enrolled onto the new platform as at end December 2020. It is expected that by the end of 2021 all MDAs and MMDAs will be moved to the new network, which is more secure, robust and scalable, and will improve the provision of digital services.
849. Mr. Speaker, the Ghana Investment Fund for Electronic Communications (GIFEC) under the Rural Telephony Project piloted a 45-kilometer aerial fiber cable which run on the ECG pylons to deploy a faster and more affordable internet connectivity in the Western Region.
850. The Government secured funding for the development of 2,016 solar powered cell sites to cover at least 25 percent of the population which is unserved. As at the end of December 2020, 410 out of the 2,016 sites were built across the country. In 2021, the remaining 1,606 sites will be completed.
851. Government introduced SMART workplace to assist staff to work virtually and trained a total of 400 staff on its use. Additionally, 350 Public Institutions were enrolled by National Information Technology Agency (NITA) onto the system and the Local Area Network (LAN) connectivity was completed.
852. Mr. Speaker, Government organised a DTT Stakeholder meeting on the status of the implementation of the project and timelines for migration from analogue to digital. Considering the cost of electric power to the DTT project, the Ministry in collaboration with the power supplier installed a Solar Proof-of-Concept at one of the sites for assessment of the power efficiency for the television transmission services. It is anticipated that the results of the assessment will enable the Ministry provide a solar power system for all the 42 transmission sites. The Ministry also commenced the renovation of one of the Ghana Broadcasting Corporation buildings to provide office space for the Central Digital Transmission Company.



853. Mr. Speaker, the Open Data Policy was developed, and the Platform fully operationalized, resulting in 235 datasets being uploaded unto the portal.
854. The Accra Digital Center organized three ICT skill-based training courses for 7,033 youth comprising of 3,990 males and 3,042 females at the mLab and iHub in Accra and Kumasi, respectively. Further, training in ICT Integration was conducted for 1,400 teachers and educational leaders across the country (1,183 males and 217 females).
855. Mr. Speaker, to facilitate easy retrieval and proper storage of information, 30.1 million records were digitized at various MDAs — Births and Deaths Registry (12 million), Judicial Service of Ghana (5.5 million), Registrar General’s Department (6.4 million), and Ghana Immigration Service (6.2 million).
856. The e-Ministry of Communication (eMOC) which comprises Registry Automation System, Project Portfolio Management System, and Advance Human Identity, Movement and Security Tracking Management System was deployed, relevant equipment installed while system configuration is in progress. System installation is expected to be completed by April 2021.
857. The e-Parliament solution which focuses on four major areas to include: e-Parliament Business Applications, Session Management Business Application, Enterprise Content Management Application for converting Parliamentary Library to content that can be accessed by members online, and Media Monitoring Services was completed.
858. Secure Border Management System was deployed at KIA. About 15,000 passengers were processed through the system per week before the outbreak of the COVID 19 pandemic.
859. Additionally, the eJustice system was deployed in 43 high Courts in Accra and so far, 51,232 cases were processed through the system.
860. The e-Cabinet was installed, staff at the Cabinet Secretariat trained while Cabinet Ministers were yet to be trained on the use of the system.
861. eProcurement system was deployed for the following five pilot entities: Department of Feeder Roads, Ghana CocoBod, Ghana Health Service, Koforidua Technical University and Tema Metropolitan Assembly. Scaling up of the system to 200 additional entities is programmed for the year ending 2021. So far 152 staff from 14 entities and 173 suppliers of these entities have been trained to pave way for eProcurement scale-up in these entities.



862. Mr. Speaker, 10G Connectivity support was provided to Ghana Academic and Research Network (GARNET) to support teaching and learning. So far 27 tertiary institutions were connected to the GARNET Network.
863. Campus Network was established in eight tertiary Institutions: University of Ghana; University of Education, Winneba Campus; University of Cape Coast; OLA College of Education, Cape Coast; St. Theresa’s College of Education, Hohoe; Kwame Nkrumah University of Science and Technology; Sunyani Technical University; and University of Development Studies. Over 107,000 students and educators are currently using the system.
864. The NITA Network was upgraded with support from the eTransform project. Equipment for Network Security Operations Centre for connectivity monitoring was procured and installed.
865. 10G Internet Bandwidth was also procured for NITA for onward distribution to Ministries Departments and Agencies.

ICT Capacity Development Programme

866. As part of implementing the Girls-in-ICT initiative, the Ministry with the support of GIFEC and AITI-KACE trained 54 ICT teachers as Trainer of Trainers, and 584 girls from eight districts in the Oti Region on basic computer skills, coding and HTML. In adherence to COVID-19 safety and social distancing protocols, some of the sessions were held virtually while the others were held physically.
867. The Ministry through Ghana-India Kofi Annan Centre of Excellence in ICT (AITI-KACE) also trained a total of 502 persons of which 410 were males and 92 females. The training covered Diploma in Business Computing, International Computing Driving License (ICDL), Certificate in Software Development, Cyber Attacks and Preventive Techniques, Cyber Security and Malware Analytics, and Certified Information System Auditor (CISA).
868. The Cybersecurity Act, 2020, Act 1038 was passed into law to provide a legal backing for the establishment of the Cyber Security Authority, the Cyber Security Fund, protect Critical Information Infrastructure (CII), and regulate the cybersecurity ecosystem. The Act is also aimed at safeguarding children against cybercrime as well as general protection for citizens against criminal acts and abuses.
869. To build capacity and create awareness on cybercrime and improve on Ghana’s cybersecurity readiness among children, the public, businesses and Government, a 5-year National Cybersecurity Awareness Programme, dubbed “A Safer Digital Ghana” was launched. Thus far, a total of 47,500 persons were reached.



870. Mr. Speaker, the Data Protection Commission (DPC) licensed 206 new Data Controllers after an impact assessment was carried out on them and renewed the license of 324 others.
871. DPC also accredited three institutions to carry out training for Data Protection Supervisors. The Commission registered 74 new Data Protection Supervisors from institutions all over the country.
872. One thousand eight hundred (1,800) digital and two thousand two hundred (2,200) ancillary jobs were created at the Accra Digital Centre for the youth and vulnerable persons from low-income communities across the three clusters of operations at the Centre, namely; Innovation Cluster, SMEs Cluster, and Big Tech and ITES-BPO cluster.
873. The Postal and Courier Services Regulatory Commission performed better in 2020 than in 2019 even in the mist of the COVID-19 Pandemic and its effects on world Economies.
874. In 2019 the Commission licensed 33 new operators which served as the baseline for 2020. However, it licensed 72 new operators against the target of 50. The Commission thus exceeded its target by 44 percent. The Commission also renewed licenses of 56 old operators and monitored the activities of 20 of them. The newly registered courier operators provided an estimated total of 600 direct jobs to Ghanaians.
875. Mr. Speaker, the Ghana Post Company Ltd. completed the Phase 1 of the National Digital Property Addressing System (NDPAS) with migration of data from Amazon Web Services (AWS) to NITA hosting centre.
876. Furthermore, the Company established E-services which is now available on GhPost pay platform. Ghana Post developed an Electronic duty payment application in collaboration with GRA (Customs Division) which is also helping the payment of duties. The Company started renovation of 25 Post Offices under e-Transform Project which will be completed in 2021. Equipment for the upgrade of infrastructure for the 25 Post Offices has already been procured.
- Meteorological Services Programme**
877. Ghana Meteorological Services (GMet) currently provides daily forecasts to the marine and artisanal fishing communities. It also provided three times daily forecasts of temperature, relative humidity and rain for the general public good. GMet introduced the use of USSD for dissemination of weather forecasts to the general public.
878. Automatic Weather Stations were installed at Akuse, Akosombo, Ada, Tema, Abetifi, Oda, Sefwi Bekwai, Enchi, Axim and Tarkwa. Accurate Weather



information is now being transmitted every 15 minutes instead of the previous hourly transmission as a result of this installation.

MINISTRY OF RAILWAYS DEVELOPMENT

2020 Performance and outlook for 2021

Railways Development Programme

879. Mr. Speaker, in 2020, the Railway Sector saw remarkable progress. The 2020 Railway Master Plan was developed to guide the systematic and sustainable development of the railway network. It has connectivity to all regional capitals, major economic and industrial zones such as the iron ore deposit at Sheini near Yendi, the bauxite deposit at Atiwa, as well as, the Shama Freezone area.
880. Additionally: rehabilitation of some sections (a total of 119km) of the colonial narrow gauge railway lines was completed; construction of a new standard gauge railway network continued in various parts of the country; feasibility studies and preliminary engineering designs were completed for various greenfield projects; procurement processes for the construction of some standard gauge railway lines, as well as, the procurement of standard gauge rolling stock are ongoing; and furthermore, the rehabilitation of some associated railway infrastructure was completed.
881. Mr. Speaker, the rehabilitation of the Accra-Tema and Achimota-Nsawam sections of the existing narrow gauge Eastern Railway Line, and the Kojokrom-Tarkwa through Nsuta section of the existing narrow gauge Western Railway Line were completed. The rehabilitation of these old narrow gauge lines led to an improvement in mineral haulage on the Western Line, as well as the re-introduction of passenger rail services. Unfortunately, because of COVID-19 and the requirements for social distancing, the passenger services which were oversubscribed at the onset, were suspended.
882. In 2021, the following on-going standard gauge railway projects will be completed:
- Kojokrom to Manso section of the Western Railway Line (22 km), and
 - Tema to Mpakadan section of the Ghana-Burkina Faso Railway Line (97.7 km).
883. Mr. Speaker, the development of the 97.7km Tema-Mpakadan standard gauge construction works is currently about 80 percent complete. This line includes the construction of a major railway bridge measuring 300m across the Volta River between Senchi and Old Akrade. The development of this railway line marks the beginning of the journey of rail connectivity from Tema through Hohoe, Jasikan, Nkwanta, Bimbila, Yendi, Tamale, Bolgatanga, Paga to Ouagadougou, in line with ECOWAS policy of linking neighbouring countries by rail.



884. Mr. Speaker, the 22km Kojokrom-Manso standard gauge railway project, which is on the Western Line is also about 50 percent complete. The section also has arguably, one of the longest rail bridges within the West African sub-region, measuring 360m, and is nearing completion.
885. Mr. Speaker, earlier on in August 2020, Parliament approved by resolution, an EKN Facility Agreement, a Commercial Loan Agreement and a Commercial Contract Agreement for the continuation of the standard gauge Western Railway Line from Manso to Huni Valley, a distance of about 58km. The project also includes the conversion of the existing 10.6km narrow gauge line from Takoradi Station to Kojokrom to standard gauge as well as the construction of a new standard gauge line into the Port of Takoradi from the Takoradi Station, a distance of 8km. When completed, together with the Kojokrom to Manso section of the new standard gauge line which is being developed, 102km of new standard gauge line would have been developed on the Western Line.
886. Mr. Speaker, the plan to extend the railway network to other parts of the country, in line with the 2020 Railway Master Plan, is on course. To this end, feasibility studies were undertaken for the following proposed extensions:
- Kumasi to Paga railway line (Central Spine);
 - Aflao to Elubo railway line (Trans-ECOWAS line);
 - Mpakadan to Ouagadougou railway line (Ghana-Burkina Faso railway interconnectivity project);
 - Kotoku to Huni Valley (Central Railway Line); and
 - Metro/Light rail transit systems in Accra and Kumasi.
887. Following the signing of various contracts in 2020 for the development of sections of the railway network on standard gauge, contractors will commence physical construction works on the following sections of the Western Railway Line in 2021:
- Kumasi (Adum) to Eduadin (18km);
 - Eduadin to Obuasi (51km); and
 - Manso to Huni Valley (58km).
888. Furthermore, the procurement process for a strategic investor to partner Government for the development of the approximately 303km Eastern (Boankra Inland Port) Line from Tema to Kumasi via Koforidua and Boankra will be completed. The procurement process for the development of the approximately 700km Mpakadan to Paga, which is part of the Ghana – Burkina Interconnectivity Line will be completed. This line will go through the Volta Region, Oti Region, Northern Region, North East Region and Upper East Region. It will also include a branch line to Sheini, near Yendi to facilitate the exploitation of the iron ore deposit.
889. Mr. Speaker, as the Tema-Mpakadan standard gauge railway line nears completion, and in order to ensure the availability of standard gauge rolling stock for the testing and commissioning of the line, a lease purchase agreement signed



in November 2020 will be implemented. The agreement will enable the delivery of two sets of Class IC4 High Speed Diesel Multiple Unit (DMU) trains to provide passenger services on the new line. The trains will be delivered within a period of 8 to 12 months from the contract effectiveness.

890. In addition to this, having obtained approval from this august House in October 2020 for the supply of a total of 35 new standard gauge passenger/cargo trains under a Supplier’s Credit facility, the Ministry of Railway Development will pursue the delivery of the trains in two phases. For the first phase, a set of nine trains is expected and the remaining 26 will form the second phase. These new standard gauge trains will be deployed for freight and passenger operations on the new standard gauge rail lines currently under construction on the Western and Eastern corridors.
891. Mr. Speaker, in order to develop capacity for the maintenance and sustenance of the railway system in the country, the Ministry is collaborating with the George Grant University for Mines and Technology in Tarkwa to provide tertiary training at the refurbished Railway Training School, at Sekondi which is now called the UMaT School of Railways and Infrastructure Development. The first batch of students have commenced studies.

MINISTRY OF TRANSPORT

2020 Performance and outlook for 2021

Maritime Services Programme

892. The Ministry continued its programme of modernisation of the country’s sea ports to position them as the leading container hub within the West African Sub-region. At the Tema Port, three berths of the Dedicated Container Terminal (MPS Terminal 3) were completed and are in operation. The new Terminal has enhanced Ghana’s competitiveness in the sub-region. The remaining berth has progressed ahead of schedule and is expected to be completed in 2021.
893. At the Takoradi Port, the development of a Container and a Multi-purpose Terminal by Ibistek Limited, a wholly owned Ghanaian Company is progressing steadily. The marine and dredging works have been completed and construction of a 600-meter quay wall will be completed in 2021.
894. To reduce vessel turn-around time and cost of bulk cargo handling at the Takoradi Port, the first phase of a Dry Bulk Jetty at the Port was completed and handed over. A sod-cutting ceremony was also performed to commence work on the second phase which includes works for the superstructure, installation of modern equipment and construction of access road to the jetty, among others. The project ties-in with Government’s ultimate agenda to revamp the aluminium industrial clusters.



895. A new state of the art Liquid Bulk Terminal was developed at the Takoradi Port to support the Oil and Gas Industry. The Terminal is expected to serve the western, middle belt and northern parts of the country, as well as transit petroleum products to some of the neighbouring countries.
896. A 30-year Concession Agreement was executed between the Ghana Shippers' Authority and Ashanti Port Services Limited to develop an Integrated Logistics Terminal at Boankra. The Sod-cutting Ceremony was performed for the commencement of works. When completed, it will help decongest the Tema Port and facilitate transit trade especially to landlocked countries of Burkina Faso, Mali and Niger.
897. To ensure safe launching and landing of artisanal fishing, as well as create and maintain hygienic environment and create job opportunities within the fishing communities, a total of 11 landing sites selected for development are at various stages of completion as shown in Table 28 below. The project components include break water, ice making plants, workshops, toilet and sanitation facilities, power sub-stations and supplies, administration blocks, net mending sheds and day care centres, among others.

Table 28: Fish Landing Sites - Status

Location	Status of completion
Axim	59.00%
Dixcove	58.00%
Moree	48.00%
Mumford	46.00%
Winneba	29.00%
Senya Beraku	91.00%
Gomoa Feteh	82.00%
Teshie	72.00%
Keta	6.00%
Jamestown	7.18%
Elmina	0.50%

Road Transport Management Programme

898. To improve mass transportation, the Metro Mass Transit Limited and the Intercity STC Coaches received 50 and 100 new intercity buses respectively. The buses were commissioned and deployed into operations. Additionally, parliamentary approval was obtained for mixed credit facilities for the supply of 400 buses to MMTL.
899. Mr. Speaker, in 2021, Government will commence work towards the implementation of a government-backed, private sector-led lease-to-own financing arrangement that will provide the long term financing required by commercial vehicle owners and operators to replace aged and non-road worthy commercial vehicles. Government will provide the initial funding to underwrite



financing by private sector leasing companies, including manufacturer-led lease financing to enable commercial vehicle owners and operators buy made in Ghana vehicles.

900. At the DVLA, four Private Vehicle Test Stations were operationalised bringing the total number of Private Vehicle Test Stations in operation to 27. This ensures that vehicles that are certified for roadworthiness are properly assessed. The DVLA as part of its transformation agenda also modernised a number of its existing offices (Cape Coast, Koforidua and Takoradi) to improve service delivery. New offices were also completed in Axim, Effiduasi and Kumawu.
901. Following the passage of the National Road Safety Authority Act, 2019 (Act 993), a draft Legislative Instrument to operationalise the Act was prepared and stakeholder consultations are ongoing. In 2021, the regulations will be laid before Parliament for consideration.
902. The National Road Safety Authority developed a comprehensive nationwide road safety campaign dubbed “ARRIVE ALIVE”. The campaign was launched in 2020 and is being aired on various media outlets. The overall objective is to deliver various media programmes, outreach, advocacy and enforcement activities to influence the required positive change in road-user behaviour and laxity in addressing road safety issues in the country.
903. In the wake of the COVID-19 pandemic, the Ministry in 2021 will introduce a cashless payment solution for public transport service providers as part of efforts to improve service delivery as well as health and safety protocols.
904. The Ministry under the Public Sector Reforms for Results Project will develop a Transport Sector Database and Documents Management System with an objective to improve operational procedures, processes and the monitoring and evaluation functions of the Transport Sector. This will integrate the various isolated systems in a seamless environment to support government digitization initiatives.
905. To position the Volta Lake as a major transport artery a feasibility study is ongoing for the reconstruction of six landing stages along the Volta Lake.

Aviation Development Programme

906. Mr. Speaker, to support Ghana’s aviation hub concept, the Ministry completed a rigorous selection process for the engagement of a Strategic Partner to establish a Home Based Carrier to provide domestic, regional and intercontinental services and provide the travelling public with choices. A Memorandum was submitted to Cabinet for approval. It is expected that, in 2021 a strategic partner will be selected, and the airline established and operationalised.



907. In recognition of the implementation of the recommended health measures by the Airport Council International (ACI) for Aviation Business Restart and Recovery guidelines, the Kotoka International Airport (KIA) was announced as the second best Airport in Africa and received the ACI Airport Health Accreditation certificate. This enables airports to demonstrate to passengers, staff, regulators and governments that health and safety issues are prioritised in a measurable and established manner.
908. To enhance safety and security at the airports and airspace, Parliament passed the Aircraft Accident and Incident Investigation and Preventive Bureau Act, 2020, Act (1028) that effectively creates the Aircraft Accident and Incident Investigation Bureau (AIB) as an autonomous body to operate as an Agency under the Ministry and is currently operational. This institution was set up to investigate aircraft accident and incidents that occur in the Accra Flight Information Region (FIR) with the aim of preventing future occurrence.
909. In line with recommended international best practices, Parliament passed the Air Navigation Services Agency Bill to decouple the Air Navigation Services (ANS) from the Regulator. The purpose is to separate the functions to ensure that high safety standards are met at our airports. The decoupling when completed, will put an end to the current situation where the Regulator also serves as a service provider.
910. Construction is progressing steadily on the construction of an Air Navigation Services (ANS) Centre at KIA to provide state-of-the-art equipment for air navigation services and offices for Air Traffic Controllers and Engineers. The project as at the end of December 2020, was 85 percent complete and is expected to be completed in 2021 and put to use. Additionally, a new control tower will be constructed at KIA following the findings of the ICAO Consolidated Verification Mission (ICVM) Audit in 2019 to meet the SARPs in the aviation sector.
911. To ensure safety and security at the various airports, the Ministry in collaboration with the Ghana Civil Aviation Authority replaced ageing Communication, Navigation and Surveillance (CNS) equipment at the Tamale, Ho, and Kumasi Airports.
912. Infrastructure is critical to the development of the aviation sector. It is in this vein that, Government over the years has embarked on massive infrastructural developments to facelift existing airports to meet international standards. Key amongst these are:
- Expansion of both Kumasi and Tamale airports. In 2021, both projects are expected to be completed and opened to the general public. Further expansion works on Kumasi airport (phase III), which involves expansion of the Terminal building and construction of passenger boarding bridges and other ancillary works will also commence in 2021;



- Construction of the eight parking stands Northern Apron at KIA is on-going and about 29 percent complete. The Apron is expected to be completed and put to full use by end of the year 2021; and
- Rehabilitation works of the Sunyani Airport (Phase I) is progressing steadily and is about 93 percent complete. Work is expected to be completed for the airport to resume operations in 2021.

913. As part of Government Policy to ensure that all regional capitals have at least an aerodrome to improve connectivity and boost tourism, the Ministry will commence feasibility studies for the development of an airport in Cape Coast. Other sites identified for the construction of aerodromes include Apowa-Mpohor, Yendi, Mole, Navrongo, Paga and Kete Krachi through Public Private Partnerships (PPP).

914. In 2021, the Ministry will pursue an Aviation Driven Development Agenda (ADDA) through Public Private Partnership (PPP) to develop the business side of aviation to generate employment and create wealth. This includes:

- Expansion of Airline Business;
- Fixed Based Operator (FBO) Services;
- Development of Maintenance Repair Overhaul (MRO) Facility at Tamale;
- Cargo Terminal Facility at Tamale; and
- Establishment of Aviation Training Organization (ATO).

Social Sector

915. The key focus areas are: education and training; health and health services; food and nutrition security; population management and migration for development; poverty and inequality; water and environmental sanitation; child protection and family welfare; support for the aged; gender equality, empowerment of women and girls; sports and recreation; youth development; social protection; disability and development; and employment and decent work.

916. 930. Policy measures in the social sector are in line with Sustainable Development Goals (SDGs) 1, 2, 3, 4, 5, 6, 8, 9, 10, 11, 12, 13, 16, and 17; and the African Union (AU) Agenda 1, 2, 3, 4, 5, 7, 12, 13, 17, 18, and 20; which seek to promote social, economic and political inclusion for all Ghanaians.

MINISTRY OF EDUCATION

2020 Performance and Outlook for 2021 Management and Administration Programme

917. Mr. Speaker, in order to strengthen the legal, institutional and regulatory framework to improve the governance and efficiency of education service delivery, the under listed Bills were passed:

- Technical Universities (Amendment) Act, 2020 (Act 1021) to include Wa and Bolgatanga polytechnics;



- Chartered Institute of Human Resource, Ghana Act, 2020 (Act 1020);
 - Chartered Institute of Marketing, Ghana Act, 2020 (Act 1021);
 - Ghana Communication Technology University Act, 2020 (Act 1022);
 - Education Regulatory Bodies Act, 2020 (Act 1023);
 - Complementary Education Agency Act 2020;
 - Chartered Accountants Act 2020; and
 - Akenten Appiah Menka University of Skills Training and Entrepreneurial Development Act, 2020(Act 1026).
918. The Ministry continued with the development and implementation of the pre-tertiary standards-based curriculum (SBC) which started in 2017. About 153,000 Kindergarten (KG)– Basic school teachers across the country received the preliminary training. In addition, 290 School Improvement Support Officers (SISOs) formerly known as Circuit Supervisors were trained to monitor the implementation of the KG to Basic 6 Standard-Based Curriculum.
919. In 2020, the National Council for Curriculum and Assessment (NaCCA) assessed and approved a total of 956 textbooks submitted by various publishers in connection with the new curriculum. The second phase of the Pre-Tertiary Curriculum Review, which is, the Common Core Programme (CCP) Curriculum for Junior and Senior High Schools was approved by Cabinet.
920. In 2021, NaCCA will train 11,997 teachers on the KG-P6 Standard-Based Curriculum and 95,000 teachers on the Common Core Programme (CCP) Curriculum.
921. The National Pre-Tertiary Learning Assessment Framework (NPLAF) policy was developed and approved by Cabinet. In 2021, the first National Standard Assessment Test (NSAT) will be conducted at Primary 2 and 4 based on the NPLAF.
922. Mr. Speaker, in our drive to improve literacy and learning outcomes, 20 new Libraries were established across the country, increasing the number of public libraries to 90. In addition, 10 Public and 33 Senior High School Libraries were renovated. In 2021, the Ghana Library Authority will increase the existing books stocks by 10 percent.
923. In line with Government’s commitment to ensuring that adequate logistics are available for effective and efficient administration of schools and educational directorates, Government procured and distributed 840 pickup trucks and 350 buses. In addition, 2,000 motorbikes were distributed to Circuit Supervisors to facilitate movement in their line of duty.
924. Mr. Speaker, in 2020, the Ghana Accountability for Learning Outcomes Project (GALOP) commenced. This is a 5-year project to improve the quality and performance of 10,000 low performing basic schools and 28 special schools for



improved sector equity and accountability. The project will among other things update the skills of all teachers in beneficiary schools through in-service training, and provide teaching and learning materials.

Basic Education Programme

925. Mr. Speaker, in recognition of the important role of infrastructure in the quest to provide basic education for all children, the Ministry initiated a total of 874 projects in 2017. In 2020, 195 of the projects were completed bringing the number of completed projects to 518. In 2021, Government will continue with the ongoing infrastructure projects.
926. In pursuance of the national numeracy skills development agenda, Government partnered with Matific to adopt and introduce an innovative approach to the teaching and learning of mathematics at the basic level. A total of 1,823 teachers from 303 public basic schools were equipped with pedagogical skills in teaching with technology under the first phase of the programme.
927. The Early Childhood Education (ECE) policy which provides a framework for comprehensive early childhood education, including standards for teaching and monitoring of public and private service providers was approved by Cabinet. The implementation of the policy will commence in the 2020/21 academic year.
928. Mr. Speaker, Government absorbed the registration fees for 403,878 registered candidates from public Junior High Schools across the country. In 2021, the registration fee for an estimated number of 416,066 registered candidates from public Junior High Schools will be absorbed.

Secondary Education Programme

929. Mr. Speaker, the implementation of the Free SHS Programme has resulted in increased demand for secondary education. The total number of beneficiaries for the 2019/2020 academic year was 1,200,580 students (This compares to a total number of 813,448 in the 2016/2017 academic year). To ensure that no child is denied access to education, Government invested in infrastructure to accommodate the increase in demand. A total of 1,119 senior high school infrastructural projects were initiated since 2017. Out of this number, 539 projects were completed. In addition, Government completed a total of 28 Community Day Senior High Schools (E-Blocks) under the Secondary Education Improvement Programme (SEIP).
930. Work is ongoing towards the completion of nine model senior high schools across the country. This includes seven new SHS schools focusing on creative arts, technical and STEM education and two existing schools namely, Diaso Community SHS and Koase Senior High Technical School which are being upgraded into model schools.



931. Mr. Speaker, Government has invested a large amount of resources to increase access and improve quality of TVET education by expanding infrastructure through the construction of new institutions and upgrading of facilities in existing technical universities as well as technical and vocational institutes. In addition, new Competency Based Training (CBT) curricula were developed.
932. The Ministry continued with processes towards the establishment of 32 State-of-the Art TVET Centres of Excellence across all the 16 Regions. In 2021, the Ministry will continue with the establishment of nine centres under Phase I and 12 centres under Phase II.
933. Mr. Speaker, the 5-year Ghana Jobs and Skills Project will commence in 2021. The project, will support the following; development of competency-based training curricula from level 1-5 of the National TVET Qualification Framework (NTVETQF) for 100 trades/professions, provision of apprenticeship training to a minimum of 700 private enterprises, provision of entrepreneurship support to SMEs, and operationalisation of a Ghana Labour Market Information System and upgrade of district public employment centres and services.
934. In line with Government’s policy to promote Science, Technology, Engineering, Arts and Mathematics (STEAM), Government commenced construction of 20 STEAM Centres across the country, which are at various stages of completion.

Tertiary Education Programme

935. Mr. Speaker, access to tertiary education was expanded with the inauguration of the first phase of infrastructural facilities at the University of Environment and Sustainable Development (UESD), Somanya in the Eastern Region by H.E. the President to pave the way for admission of the first batch of students.
936. Mr. Speaker, Parliament passed Act 1026 to integrate the Mampong and Kumasi Campuses of University of Education into the A. A. Menka University for Skills Training and Entrepreneurial Development (AAM–USED).
937. To expand access to tertiary education, the government signed a Memorandum of Understanding with Open University, UK to provide technical assistance for the establishment of Open University, Ghana.
938. Government will initiate action towards the implementation of the Enhanced Student Loans Scheme which will ensure that no student who obtained admission to a tertiary institution is denied access because they are unable to pay fees. The loan may be accessed without a guarantor on provision of a national identification number from the Ghana Card.
939. In 2021, the Ministry will complete the set-up of the Centralised Applications Processing System (CAPS) for deployment in the 2021/2022 academic year.



940. Mr. Speaker, to make Colleges of Education freely accessible to all eligible students and train teachers to drive quality education provision, an amount of GH¢78,857,120 was disbursed to a total of 47,135 teacher trainees in all public Colleges of Education for the second semester of the 2019/2020 academic year. In 2021, an amount of GH¢171,241,500 will be paid for the first and second semesters of the 2020/2021 academic year.

MINISTRY OF EMPLOYMENT AND LABOUR RELATIONS

2020 Performance and Outlook for 2021

Management and Administration Programme

941. Mr. Speaker, the National Labour Migration Policy (NLMP) was approved to strengthen systems for the protection and empowerment of migrant workers and their families. The NLMP is designed to enable Government harness the benefits of labour migration for accelerated national development.
942. In addition, the Labour (Domestic Workers) Regulations, 2020 (L.I. 2408) was passed into law to protect domestic workers by formalising the employment relationship between them and their employers and eliminate the abuses hitherto suffered by such workers.
943. Mr. Speaker, the outbreak of COVID-19 had a serious impact on workers and workplaces. The Ministry conducted a pilot survey to assess the impact of COVID-19 on employment. The survey focused on the sectors which were heavily affected by the pandemic and were vulnerable to shut down and lay-offs. Such sectors include hospitality, entertainment and events, education, transport (particularly aviation and maritime), trade and manufacturing. The survey covered 878 non-household establishments including, 100 micro, 520 small, 175 medium and 83 large firms.
944. In collaboration with representatives of employers and organised labour, the National Tripartite Committee, issued a 10-point communiqué on COVID-19 workplace safety guidelines to curtail the spread of the virus among workers at the workplace.
945. Mr. Speaker, as part of the implementation of the second National Plan of Action (NPA2 2017-2021) for the elimination of worst forms of child labour in the country, the Ministry in collaboration with the National Steering Committee on Child Labour, launched the protocols and guidelines for the creation and declaration of Child Labour Free Zones (CLFZs) in the country. The concept of CLFZs seeks to ensure that Local Government Authorities (in collaboration with relevant partners) put in place measures, structures and systems to prevent child labour in their jurisdictions.
946. In 2021, the Ministry will continue to collaborate with the Tripartite Committee and all other stakeholders to maintain the peaceful industrial atmosphere in the



country. In addition, the Ministry will coordinate the implementation of the National Employment Policy, the National Green Jobs Strategy, the National Labour Migration Policy, the Labour (Domestic Workers) Regulations, 2020 (L.I. 2408) as well as the phase II of the National Plan of Action.

Job Creation and Development Programme

947. Mr. Speaker the Youth Employment Agency (YEA) engaged 80,538 beneficiaries under the various YEA modules. The Agency also launched other innovative modules such as Artisan Directory and “The Job Centre” — an interactive web-based system that links job seekers to potential employers. In 2021, YEA will introduce other innovative modules such as the Youth in Export programme to support Government trade facilitation initiatives.
948. The Ministry through the Department of Cooperatives facilitated the formation of 5,955 new co-operative societies, inspected 150 and audited 370 existing ones. A total of 1,820 farmer groups and 282 artisans were trained by the Department of Co-operatives, Ghana Co-operatives College and the Ghana Cooperatives Council.
949. The Ministry will continue to provide the needed support and collaborate with relevant stakeholders to ensure the regularisation, training and support of Farmer-Based Organisations (especially in the cocoa sector) to transform them into Farmer-Based Cooperatives for sustainable operations.

Skills Development Programme

950. Mr. Speaker, the National Vocational Training Institute (NVTI), Opportunities Industrialisation Centres-Ghana (OIC-G) and the Integrated Community Centres for Employable Skills (ICCES), together trained a total of 7,811 persons in vocational and technical skills. In addition, the Management Development and Productivity Institute (MDPI) trained 696 persons to enhance their skills and productivity levels in the various sectors of the economy.
951. In 2021, the three technical and vocational institutions will train 12,480 persons in various vocational trades and 5,140 master craft persons. MDPI will deliver 120 courses and train 614 persons from all sectors of the economy in management and productivity enhancement skills.

Labour Administration Programme

952. Mr. Speaker, the Ministry through the Labour Department conducted 256 workplace/establishment inspections and placed 634 persons in gainful employment through the Public Employment Centres (PECs) and Private Employment Agencies (PEAs). The Department also issued 56 Collective Bargaining Certificates. In 2021, The Labour Department will conduct 1,400 workplace/establishment inspections and facilitate the placement of 5,000 jobseekers in jobs through the PECs and PEAs.



953. The Department of Factories Inspectorate (DFI) registered 396 new factories, shops and offices and inspected 2,683 workplaces. The DFI conducted 84 industrial hygiene surveys and investigated all 18 reported industrial accidents. The DFI will register 700 new factories, inspect 3,000 offices, shops and factories, undertake 100 safety and Health talks and conduct 96 industrial hygiene surveys.
954. Mr. Speaker, the National Pensions Regulatory Authority (NPRA) collaborated with SSNIT and other stakeholders to start the implementation of the 3-tier pension scheme. The Authority also licensed 27 Corporate Trustees and 1,404 Individual Trustees. Forty Pension Fund Managers and 17 Custodians, were also registered.
955. The NPRA commenced the decumulation of pension benefits under the National Pensions Act, 2008 (Act 766) as amended. In January, 2020, the Three-Tier Pension Scheme begun the payment of benefits to retirees. These are:
- Monthly pension from SSNIT;
 - Past Credit from SSNIT i.e. 4 percent of the accumulated value of contributions from the date of first appointment to 31st December, 2009; and
 - Tier 2 lump sum benefit from the Occupational Pension Schemes.
956. Mr. Speaker, informal sector pension coverage is improving steadily with over 315,890 contributors enrolled on the 3rd Tier. Government is in the process of enrolling cocoa farmers onto the Cocoa Farmers’ Pension Scheme.

MINISTRY OF YOUTH AND SPORTS

2020 performance and outlook for 2021

Management and Administration Programme

957. Mr. Speaker, to promote sustainable sports development and to address the financial challenges in the Sports Sector, the Ministry is in the process of establishing a sports fund. This is intended to bridge the funding gap associated with sports development and promotion.
958. In preparation towards the hosting of the 2023 All Africa Games, the Ministry secured land and will begin construction of an Olympic Size Sports Complex in the Greater Accra Region. A nine-member local organising committee has been constituted and inaugurated to handle the technical and events aspects of the Games. A Logo and Mascot Design Competition was initiated by the Project Team to satisfy one of the hosting requirements by the African Union Commission.
959. In 2021, the Ministry will facilitate the qualification and participation of all the National Football Teams in various international tournaments. These include the facilitation of the:



- Black Stars preparation and qualification to the 2021 African Cup of Nations Tournament in Cameroon;
- 2022 World Cup Tournament in Qatar;
- Black Satellites participation in the WAFU Tournament;
- Black Queens preparation and qualification to the WAFU and the African Women’s Cup of Nations Tournaments; and
- Black Princesses and Black Maidens to their respective World Cup Qualifiers and Tournaments both in 2021.

960. Mr. Speaker, the Ministry will also facilitate the preparation and participation of the National Sports Associations in their respective international engagements focusing on the 2020 Olympic Games to be hosted in Tokyo, Japan in 2021.

Youth Development Programme

961. In 2020, the National Youth Authority continued with the review of the 2010 National Youth Policy. The exercise is to ensure the youth actively participate in the socio-economic development of the country as well as strengthen institutional coordination and dissemination of youth-related data.

962. The Authority revived the Youth Leadership and Skills Training Institute (YLSTIs) at Nzema Maanle and upgraded the Ajumako – Afranse Institute from day to boarding status.

963. Mr. Speaker, work on the construction of 10 Youth Resource Centres (5,000 seating capacity each) across the country is progressing steadily. The Centres will provide space for learning and youth engagements when completed.

Sports Development Programme

964. Mr. Speaker, the 2020 National Cross Country competition took place at Ajumako in the Central Region. In all, 13 regions participated with the Central and Ashanti Regions emerging as the overall best male and female teams respectively. Both regions took home GH¢5,000 each. The best three athletes in both the male and female categories received cash prizes of GH¢2,000, GH¢1,000 and GH¢500 respectively. They were also presented with medals, books and certificates.

965. Ghana hosted the 7th Africa Zone 2 Swimming Championship at the Bukom Trust Sports Emporium in Accra. The 4-day event was also a qualifier for the 2020 Olympic Games. Eighteen countries from West and Central Africa comprising 90 athletes participated in the event. The 2020 Africa Fencing Junior Cadet Championship was also held in Cape-Coast and the Ghana Fencing Association won two silver medals and seven bronze medals.



NATIONAL COMMISSION FOR CIVIC EDUCATION

2020 Performance and Outlook for 2021

Management and Administration Programme

966. Mr. Speaker, the Commission developed strategies to guide its engagements through mass media infomercials, IT based communications, social media platforms and engagement of stakeholder groups on the COVID-19.
967. The Commission organised a study through its programme called ‘Matters of Concern to the Ghanaian voter’. The overall objective of this study was to investigate matters of concern to the Ghanaian voter in the general elections.
968. Mr. Speaker, an end-line survey was organised to assess progress made on key indicators in the Anti-Corruption Rule of Law and Accountability Programme (ARAP) using the base-line study carried out in 2017. The study also evaluated the performance of NCCE in providing the citizenry with education on ARAP.
969. The Commission collaborated with the Psychological Association of Ghana to build the capacity of 314 District and Regional Directors and some selected staff of the head office for effective education on de-stigmatisation of recovered persons from COVID-19.
970. The Commission carried out a Community Satisfaction survey to assess beneficiary usage and satisfaction with Maternal, New-Born and Child Healthcare Services provided at the CHPS Zones in 8 Community Performance-Based Financing (cPBF) Pilot Project Implementation districts in the Northern, Upper East, Upper West, Volta, and Oti Regions.

Civic Education Programme

971. To deepen and sustain civic awareness, 6,770 community and stakeholder engagements were held on corruption. In addition, the Inter Party Dialogue Committees (IPDC) established to mediate electoral disputes before, during and after elections in all districts and regions were activated. In 2021, the Commission will organise sensitisation programmes on the National Anti-Corruption Action Plan (NACAP); E-Quiz competitions for SHSs; E-Quiz competitions among tertiary institutions (Civic Challenge); Project Citizens Show Cases in second cycle institutions.
972. In 2021, the Commission will organise the Annual Constitution Week Celebration with the Security Services; engage the citizenry on the Arms of Government and Good Governance; undertake Child Protection education; organise the Annual Citizenship Week Celebration in schools; organise civic education club activities in schools; and organise quarterly dialogue on topics relevant to the Commission’s mandate.



973. In addition, the Commission will undertake the following activities: Post-election community engagement on tolerance and peaceful coexistence; education on COVID-19 vaccine; engagement on sanitation and good environmental practices; and community engagement on the duties of citizens as enshrined in Article 41 of the 1992 Constitution.

MINISTRY OF CHIEFTAINCY AND RELIGIOUS AFFAIRS

2020 Performance and Outlook for 2021

974. Mr. Speaker, in line with the passage of the Chieftaincy (membership of the Regional House of Chiefs) Legislative Instrument, 2020 (L.I.2409), the membership of the Regional House of Chiefs was reconstituted. Accordingly, the six new Regional House of Chiefs were inaugurated.
975. Mr. Speaker, the Ministry of Chieftaincy and Religious Affairs completed the framework to enhance the systematisation of Christian Pilgrimage, locally and abroad. However, the 2020 Christian Pilgrimage was postponed as a result of the onset of the COVID-19 pandemic. In 2021, the Ministry will map out relevant sites for local Christian Pilgrimage to promote local tourism.
976. Mr. Speaker in conjunction with the Office of the Attorney General and Ministry of Justice, 20 draft Legislative Instruments on Lines of Succession to Stools and Skins for 20 traditional areas were finalized and validated by the respective House of Chiefs. In addition, 82 Chieftaincy cases that were pending before the various Judicial Committees were adjudicated and closed. In 2021, the Ministry will continue with its programme on the application of Alternate Dispute Resolution (ADR) in resolving chieftaincy matters and strengthening the adjudicatory process.
977. Mr. Speaker, the National House of Chiefs recommended and approved 491 Chieftaincy Declaration (CD) Forms for entry into the National Register of Chiefs. In 2021, the Ministry will continue with its research programme on Lines of Succession to Stools and Skins to produce the necessary draft legislative Instruments in 12 selected areas.
978. Mr. Speaker, to preserve the records of the House of Chiefs, the Ministry continued the digitisation of records. In 2021, the Ministry will conduct research to enable the compilation of customary laws applicable in identified traditional areas for effective management of the Chieftaincy institution.

MINISTRY OF HEALTH

2020 Performance and Outlook for 2021 Management and Administration Programme

979. Mr. Speaker, Health information remains central to the Ministry’s agenda of improving health care delivery to achieve the Universal Health Coverage goal of



ensuring that all people in Ghana have timely access to high quality health services irrespective of ability to pay at the point of use.

980. To help achieve the above objective, the Ministry in collaboration with the Ministry of Environment, Science, Technology and Innovation, developed and launched the Health Care Waste Management Policy as part of efforts to improve health care waste management. The Ministry also launched the National Health Policy and the Universal Health Care (UHC) Road Map to support healthcare delivery.
981. In 2021, the Ministry will develop the Health Sector Medium Term Development plan to guide health sector investment. The Ministry will establish the Ghana Centre for Disease Control (CDC) and facilitate the passage of a legislative instrument to strengthen the Emergency Response System.

Health Service Delivery Programme

982. Mr. Speaker, in pursuit of the Government’s Health infrastructure drive, including Agenda 111 the Ministry awarded contracts for the construction of 101 District Hospitals, seven Regional Hospitals and two Psychiatric Hospitals, and rehabilitation of Effia-Nkwanta Hospital. In 2021, the implementation of these projects will continue.
983. Mr. Speaker, to improve the supply chain management system, the Ministry deployed 299 Ghana Logistic Management Information System (GhiLMIS) facilities to the Temporary Central Medical Store, 10 Regional Hospitals & Medical Stores, 10 Teaching hospitals, 50 District Hospitals and four Zipline Distribution Centres.
984. In order to improve HIV/AIDS healthcare services, the Ministry deployed an Antiretroviral Therapy (ART) eTracker to all 488 ART facilities and the deployment of TB eTracker is ongoing. As part of the effort to retool immunisation infrastructure 2,343 vaccine fridges were procured for distribution across the country.
985. To improve Rural Healthcare in Ghana, the Ministry in partnership with Zipline established four Drone Centres namely: GH1 Omenako; GH2 Mpanya; GH3 Vobsi and GH4 Sefwi to leverage technology to eliminate stockouts, cold chain breakages and accelerate emergency response in the healthcare delivery system. In 2021, the Ministry will add four more sites to increase coverage to 95 percent. Further, the Ministry in collaboration with Zipline and other partners will distribute COVID-19 vaccines to the facility level.

Human Resource for Health Programme

986. Mr. Speaker, in order to attain the Sector’s objective of Universal Health Coverage (UHC), the Ministry launched the Human Resource for Health Policy and Strategy.



987. The Ministry operationalised H.E. the President’s declaration on Insurance package for Health Workers who contracted the COVID-19 virus. The Insurance cover targeted 10,000 health workers and will continue in 2021.
988. Mr. Speaker, a sum of GH¢173,400,000.00 was paid to 48,167 nursing trainees in Public Health Training Institutions.
989. The Ministry, recruited 58,191 personnel into the various service agencies of the Health Sector out of which 50,970 were permanent staff and the remaining 7,221 were temporary workers (interns of the health Sector). The breakdown is indicated in the Table 29 below:

Table 29: Staff in the Public Health Sector

No	Permanent Workers	No. Recruited in 2020
1.	Medical Officers	822
2.	Specialist (Contract)	8
3.	Physician Assistants	637
4.	Nurses (Certificates, Diploma & Degree)	43,057
5.	Support Staff (Admin. Managers Cooks Executive Officers etc.)	2,000
6.	Pharmacists	150
7.	Pharmacy Doctors	150
8.	Allied Health Professionals (Optical, Field, Lab Technicians)	4,146
TOTAL		50,970

No	Temporary Workers	No. Recruited in 2020
1.	House Officers	1,030
2.	Rotation Nurses	6,016
3.	House Officers (Pharmacy Doctors)	175
TOTAL		7,221

990. In 2021, the Ministry will also develop a strategy to attract and retain health workers in deprived areas.

Health Sector Regulation Programme

991. Mr. Speaker, to improve health sector regulation, the Ministry prepared a draft amendment to the Health Professional Regulatory Bodies Act (HPRBA) 2013, (Act 857) and its accompanying L.I. for Cabinet consideration. The Ministry through HEFRA also undertook nationwide registration of all public and private health institutions to ensure compliance to standards for quality health care delivery.



992. Mr. Speaker, the Food and Drug Authority (FDA) expedited the registration process for PPEs nationwide and increased surveillance on COVID-19 related products to ensure public safety. The FDA also engaged with UNIPASS and resolved teething ICUMS implementation problems and worked with Customs to enforce inspection.
993. Mr. Speaker, the NHIA introduced a mobile renewal application which allows NHIS members to renew their membership using their mobile phones. This increased membership from 12.29 million in 2019 to 13.96 million in 2020 representing an increase of 13.6 percent.
994. The Authority also piloted family planning in selected districts for inclusion into the NHIS benefit package. The benefit package of the NHIS was expanded to include Herceptin for the treatment of breast cancer. In 2021, the NHIA in collaboration with International Healthcare partners will work to enhance membership enrolment onto the scheme.
995. The following on-going projects were completed in 2020:
- Staff Housing for four District Hospitals at Twifo-Praso, Tapa, Nsawkaw and Bekwai District Hospital;
 - District Hospitals in Sawla, Tolon, Somanya, Buipe and Wheta and a Polyclinic in Bamboi; and
 - Nine CHPS Compounds at Wiaboman- Greater Accra Region, Antwirifo-Bono Region, Kofiasua-Bono Region, Mantewareso Bono-Ahafo Region, Amakyekrom-Bono Region, Mewerenfiwuo-Bono Region, Samproso-Ashanti Region, Koforidua (Near Offinso)-Ashanti Region, Akaaso-Western Region.
996. In 2021, the Ministry will continue with the construction of the following projects:
- Koforidua Regional Hospital;
 - Shama District Hospital;
 - La General Hospital;
 - Tema Regional Hospital;
 - Reconstruction of the Central Medical Store;
 - District Hospital Nkoranza; and
 - Accident and Emergency Center Dormaa Hospital.
997. Mr. Speaker, as a policy response to the COVID-19 pandemic, Executive Instrument (E.I. 61) was issued by the President to declare COVID-19 as a public health emergency. The Imposition of Restrictions Act, 2020 (Act 1012) and Executive Instrument (E.I. 164) which makes the wearing of face masks compulsory were also passed.
998. Mr. Speaker, the COVID-19 Strategic Plan, and Guidelines for COVID-19 case management, treatment and laboratory testing for infectious diseases were developed. A National Multi-Sectoral COVID-19 Coordinating Committee was



formed to provide direction for the management of the pandemic. The Ministry also appointed technical leads for surveillance, case management, laboratory, logistics, regulation, resource mobilisation, risk communication and social mobilisation to ensure the enforcement of quality assurance protocols across board.

999. The Ministry supported 13 public and nine private testing site facilities with scientific equipment to increase COVID-19 testing across the country. These sites include; KCCR, National Public Health Reference Laboratory (NPHRL), Veterinary Services Department Laboratory (VSD), University of Allied Health Sciences (UHAS), Council for Scientific and Industrial Research (CSIR) and some private sector operators. In 2021, the Ministry will increase the PCR sites and deploy alternative technologies for testing to improve quality assurance in laboratories.
1000. Mr. Speaker, the Ministry of Health finalised the National Vaccine Deployment Plan which was submitted to WHO. On the 24th of February, 2021, Ghana received 600,000 doses of the COVID-19 vaccine (Covishield) from the COVAX facility making Ghana the first country in the world to have received the vaccine through the COVAX Facility. Since then, we have received a donation of 15,000 doses of the Sputnik vaccine and 100,000 more of the Covishield vaccine.
1001. Government is expecting additional 2 million doses of the Covishield vaccine from the COVAX Facility by the end of March, 2021. A total of 262,335 people were vaccinated by 10:30am on 9th March. Drones are also being used as part of the vaccine delivery. Special arrangements are being made to vaccinate all health workers across the country. Also, the Ministry is planning to deploy a local app that will enable people to schedule before going for their vaccines. In addition, arrangements are underway to procure ultra-cold chain fridges for the vaccines such as the Pfizer type that require the very low negative temperatures.

MINISTRY OF GENDER, CHILDREN AND SOCIAL PROTECTION

2020 Performance and Outlook for 2021

Gender Equality and Equity Programme

1002. Mr. Speaker, the Ministry commenced community sensitisation for Queen-Mothers and “Magajias” in five regions to build their capacity on their role to empower adolescent girls in their communities. The Ministry also embarked on school outreach programmes to sensitise adolescent girls on the importance of Girl-Child Education.
1003. Mr. Speaker, the Ministry observed and celebrated the 2020 International Women’s Day to increase awareness on gender equality and women’s empowerment and undertook free breast screening as part of measures to create awareness for breast cancer. The Parliamentary select committee on Gender,



Children and Social Protection used the day to visit older women alleged to be witches in the Northern part of Ghana.

1004. In 2021, the Ministry will undertake further stakeholder consultations on the Affirmative Action Bill to cater for the needs of all vulnerable groups including persons with disability (PWA).

Children Rights Promotion, Protection and Development Programme

1005. Mr. Speaker, to increase and deepen awareness on the need for child rights promotion and protection, the Ministry organised community durbars on the effects of child labour in five districts in the Ashanti region. A total of 1,094 participants pledged support to end child labour in their communities.
1006. In 2021, the Ministry will amend the 1998 Children’s Act (ACT 560) and 2003 Juvenile Justice Act (ACT 653) to provide stronger systems to protect the rights of children.

Social Development Programme

1007. Mr. Speaker, in line with the Ministry’s mandate to secure inclusion and protection of the rights of persons with disability, the Ministry undertook stakeholder consultations and prepared a draft Amendment to the Persons with Disability Act, 2016 (Act 715) to conform to provisions in the United Nations Convention on the Rights of Persons with Disability (UNCRPD).
1008. Mr. Speaker, in 2020, the Ministry delivered the following services to the public:
- 2,267 families received counselling, and 152 children from 98 of these families received family support in child maintenance, child custody, paternity issues, and family arbitration; and
 - 109 PWDs received employable skills at the various rehabilitation centres in bead making, tailoring, leather works, shoe making and soap making.
1009. The Ministry also developed a Non-Profit Organisations (NPO) Policy to regulate the management and operations of NPOs in the Country. A draft Bill was developed for stakeholder consultation.
1010. Mr. Speaker, the Ministry facilitated the amendment of the Children’s Act 2016 (Act 937) to provide for the establishment of a Central Adoption Authority and the lifting of the moratorium on adoptions in Ghana. Guidelines were also issued to streamline the adoption process including the registration of accredited agencies.
1011. The Ministry also institutionalised a community dialogue series to increase awareness on social protection. Over 13,000 community members (including traditional authorities, religious organisations, women groups etc.) from 35 communities in Western, Central, Eastern and Ahafo Regions were sensitised on social protection, and social issues such as domestic violence. This has



increased awareness among various groups within the communities who are now willing to report such issues to the appropriate authorities.

Ghana School Feeding Programme

- 1012. Mr. Speaker, the Ghana School Feeding programme (GSFP) continued to provide one hot nutritious meal per school day for children in basic schools. About 3,300,000 pupils in 9,000 basic schools benefited from the programme in 2020.
- 1013. To reduce the burden on parents and mitigate the impact of COVID-19, 584,000 final year JHS students and 146,000 staff in all public and private schools across the country were provided with one hot meal a day.
- 1014. The Ghana School Feeding Programme (GSFP) trained 9,711 caterers and cooks in nine regions on nutrition to improve the quality of food served to children.
- 1015. In 2021, the programme will continue to provide one hot nutritious meal to school pupils in selected public schools on each school going day and build the capacity of caterers and cooks to improve the quality of meals served to our pupils.

The Livelihood Empowerment Against Poverty (LEAP) Programme

- 1016. The programme made payments to 334,438 beneficiary households (which translates to 1,451,747 extreme poor individuals) to help smoothen their consumption. Six payment cycles were undertaken in 2020, two of which were combined during the COVID-19 lockdown period to ease the burden of the pandemic on beneficiaries. In addition, Personal Protective equipment (PPEs) and a cash grant for transportation was provided to beneficiaries.
- 1017. Mr. Speaker, the programme enrolled 73 percent of its beneficiaries onto the NHIS for free and linked 5,522 individuals to other complementary and productive activities to help leap them out of extreme poverty. Again, the programme has migrated all LEAP households to financial services through the e-payment (E-zwich) platform.
- 1018. An E-monitoring system was developed and implemented across 99 districts to facilitate effective and real-time monitoring of LEAP payments and other LEAP activities from community to national levels.
- 1019. In 2021, the Ministry will validate data to scale up the beneficiary households from 334,438 to 350,000. The programme will also implement a Re-Certification Mechanism and Productive Inclusion/Complementary Livelihood Asset Support Scheme (CLASS) to enhance graduation of the LEAP beneficiaries
- 1020. Additionally, the Ministry will prioritise the assessment and re-certification of LEAP beneficiaries to graduate beneficiaries whose livelihoods have improved and provide access to other potential beneficiaries who need to be enrolled onto



the LEAP programme. The programme will also establish a beneficiary welfare association to improve their social capital and networks.

Domestic Violence Secretariat and Human Trafficking Programme

1021. Mr. Speaker, as part of efforts to combat the high prevalence of child marriage, domestic and gender-based violence, the Ministry undertook various community dialogues and sensitisation programmes in two districts to expand citizen’s knowledge on the need to protect and promote the rights of children.
1022. The Ministry through the Domestic Violence Secretariat worked with Domestic Violence and Victim Support Unit (DoVVSU) to re-train paralegals to sensitise the public on issues of Domestic Violence (DV) and Child Marriage.
1023. The Ministry embarked on a 16-Day campaign against sexual and gender-based violence to create more awareness on how to respond to issues of domestic violence and child marriage.
1024. As part of Government’s commitment to fight against Human Trafficking, GH¢1 million was allocated to the Human Trafficking Fund. Additionally, Government completed and operationalised two shelters, one for children and the other for adult females with all victims receiving psychosocial support.

NATIONAL LABOUR COMMISSION

2020 Performance and Outlook for 2021

1025. Mr. Speaker, in line with the Commission’s vision of creating a peaceful industrial relations environment, a regional office was established in Tema and a Tripartite Committee of the Commission inaugurated.
1026. Mr. Speaker, out of a total number of 641 complaints filed in 2020, the Commission settled 292, representing a 46 percent settlement record. However, overall, the Commission settled a total of 603 cases, which includes 311 cases rolled over from the previous year.
1027. In 2021, the Commission will resource the Ashanti, Western and the Greater Accra Regional offices to make them more effective and functional to allow the social partners to have easy access and affordable services. The Commission also plans to open one Regional Office in the Northern Region.
1028. It will step up its facilitation services through education and sensitisation on the importance of good employer-employee relations to minimise industrial disputes and also ensure timely interventions in industrial disagreements to avoid industrial disputes.



Public Safety Sector

1029. The focus areas are: human security and public safety; and law and order. Policy measures in the Public Safety Sector are in line with Sustainable Development Goals (SDGs) 3, 8, 9, 10, and 16; and the AU Agenda 11, 12, and 13, seeking to ensure effective, accountable, transparent and responsive institutions that provide protection at all levels.

OFFICE OF THE ATTORNEY-GENERAL AND MINISTRY OF JUSTICE

2020 Performance and Outlook for 2021

Management and Administration Programme

1030. Mr. Speaker, the Ministry developed a draft Gender Policy in response to Government’s commitment to enhancing gender inclusiveness in all sectors. The Policy which is currently undergoing review will promote gender mainstreaming.
1031. In 2021, the Ministry will conduct and publish a research on bottlenecks in the Legal and Justice Sector and thereafter hold a stakeholder workshop on the research findings and recommendations.

Law Administration Programme

1032. The Civil Division reviewed 124 agreements, contracts and Memoranda of Understanding for MDAs and MMDAs. Additionally, the Division received and resolved 71 petitions from MDAs and the public. It also provided 76 legal opinions / advice to MDAs and MMDAs.
1033. Mr. Speaker, in 2021, the Division projects to represent and defend the State in 300 civil suits, review 125 agreements and contracts of MDAs and MMDAs, as well as resolve and respond to 230 petitions. About 140 legal opinions and advice will be provided by the Office upon requests by public institutions.
1034. The Public Prosecutions Division received 3,862 criminal cases and initiated prosecutions in 2,837 in various courts across the country, including 8 high profile corruption cases involving 39 accused persons charged with causing financial loss to the State, money laundering, procurement breaches, among others, amounting to US\$698 million and GH¢1.56 billion. Of these, the Office secured convictions in two cases.
1035. In furtherance of Government commitment to fighting illegal mining (*‘galamsey’*), the Office of the Attorney-General prosecuted several cases involving persons who were engaged in illegal mining in various parts of the country. Of these cases, the Office secured convictions in three.
1036. The Prosecution Division also dealt with a number of motions, appeals, petitions, extraditions and mutual legal assistance. It received 1,004 petitions out of which 911 were resolved. The Division, in addition to providing 820 legal opinions and



advice to other government agencies, also dealt with 50 mutual legal assistance requests out of 55 received.

1037. In 2021, the Prosecution Division will receive about 1,800 criminal cases from the various investigative bodies out of which the Division projects to prosecute at least 1,600. It will also give about 500 pieces of advice to the police on criminal cases, and resolve 400 out of a projected 550 petitions to be received.
1038. The Legislative Drafting Division prepared 474 pieces of legislation made up of 24 substantive and 450 subsidiaries which were enacted into law. The subsidiary legislation is made up of 40 Legislative Instruments, 400 Executive Instruments and 10 Constitutional Instruments.
1039. Notable substantive legislation drafted and enacted into law, included the Imposition of Restrictions Act, 2020 (Act 1012) and the Novel Coronavirus (COVID-19) National Trust Fund Act, 2020 (Act 1013). The Labour (Domestic Workers) Regulations, 2020 and Chieftaincy (Membership of Regional Houses of Chiefs) Instrument, 2020 were some of the Legislative Instruments drafted and enacted. One significant Executive Instrument drafted and enacted was the Appointment of Public Prosecutors Instrument, 2020 (E.I. 62), while Constitutional Instruments enacted, included Public Elections Regulations, 2020 and Representation of the people (Parliamentary Constituencies) Instrument, 2020.
1040. The Legislative Drafting Division will draft at least 15 pieces of substantive legislation and 220 pieces of subsidiary legislation in 2021.
1041. The Registrar-General’s Department (RGD) registered 136,449 companies, 1,401 marriages, 1,703 trademarks, filed 1,476 trademarks and administered 497 death gratuities in 2020. The Department will register about 100,000 businesses and 2,500 marriages in 2021.
1042. The Department as part of its decentralization process under the Companies Act, 2019 (Act 992) opened its fourth Regional Office in Sunyani, Bono Region to bring services closer to people in the area.
1043. It will also, as part of the process towards the operationalization of the Companies Act, 2019 (Act 992), undertake 30 public sensitisation and educational programmes or activities on the provisions of the Act.
1044. Mr. Speaker, the Registrar-General’s Department will procure Queue Management Systems for Kumasi, Sekondi, Tamale and Sunyani Regional Offices aimed at streamlining congestion in order to improve customer waiting time as well as effectively monitor staff productivity.



1045. The Department will intensify public sensitization on Beneficial Ownership, Renewal of Business Registration, filing of Annual Returns, Industrial Property, Marriages and Estates Administration.
1046. The Ghana Intellectual Property Office (GIPO), established as a separate unit from RGD in fulfilment of the World Intellectual Property Organization (WIPO) requirements, expects to register 1,800 trademarks and file 3,200 trademarks as well as organise public awareness programmes on intellectual property laws in Ghana in 2021.
1047. The Copyright Office registered 1,052 copyright protected works as at the end of year 2020 and also organized one stakeholders’ meeting to review and recommend amendment to Copyright Regulations, 2010 (L.I 1962) in response to changing trends.
1048. In addition, the Office undertook 16 public education programmes on copyright and related rights on radio and television in Accra, Kumasi and Tamale. The Office also organized a copyright sensitization programme for over 350 police recruits in Accra and four copyright educational materials were produced.
1049. In 2021, the Office will register about 1,200 copyright protected works and conduct five anti-piracy exercises and 15 public education programmes on copyright and related rights among others.
1050. The Law Reform Commission completed works on Occupier’s Liability and Law of Defamation as well as Draft Bills and Memoranda. In 2021, the Commission will review the Contract Act – Unfair Contract Terms and submit final reports on the Draft Defamation Bill and the draft bill on Unfair Contract Terms.
1051. The Council for Law Reporting (CLR) published 700 copies of the 2018-2019 vol. 1 Ghana Law Reports and reprinted 400 copies each of the 1959-1966 and 1971-1976 Ghana Law Reports Index. The preparation of manuscripts for the publication of the 2016-2017 vol. 2 is 60 percent complete and that of 2016-2019 Review of Ghana Law is 50 percent complete. The process for the electronic sale of the Ghana Law Reports and the Review of Ghana Law is about 70 percent complete. In 2021, the Council will publish 700 copies of the 2018-2019 Ghana Law Report vol. 2 as well as 500 copies of the 2016-2019 Review of Ghana Law Report.

Management of Economic and Organised Crime Programme

1052. The Economic and Organised Crime Office (EOCO) recovered an amount of GH¢5,728,023.06 as direct recovery into the consolidated fund and GH¢1,328,695.53 as indirect recovery to relevant institutions from proceeds of crime.



1053. Furthermore, out of 286 cases investigated, 30 are under prosecution at various courts and four court convictions were secured. In 2021, EOCO will continue to fight cybercrimes and recover all proceeds from economic crimes. The Office also anticipates that it will investigate 450 cases out of which over 50 cases will be prosecuted.

Legal Education Programme

1054. The General Legal Council (Ghana School of Law) enrolled 549 Lawyers to the Bar in the year 2020. The Council disposed of 82 disciplinary cases out of 124 complaints against lawyers received. The Ghana Law School conducted an entrance examination for 2,701 applicants in August 2020 for admissions into the Ghana School of Law out of which 1,045 students passed. This represents a 23 percent rise in the number of students who passed the entrance examination in 2019.
1055. In 2021, the Ghana School of Law expects to conduct entrance examinations for 2,200 applicants and admit 550 to the School of Law while 450 students are expected to be called to the Bar. The General Legal Council will handle about 180 disciplinary proceedings against lawyers.

OFFICE OF THE LEGAL AID COMMISSION

2020 Performance and Outlook for 2021

1056. The Legal Aid Commission as at the end of the year 2020 received 2,456 court cases and resolved 1,115 representing 45.39 percent. The Commission also received 9,133 cases and resolved 5,535 representing 60.60 percent through Alternative Dispute Resolution (ADR).
1057. In order to enhance access to legal aid for the indigent and vulnerable, the Commission opened eight new District Offices in Konongo, Akim Oda, Tarkwa, Daboase, Hohoe, Kpando, Obuasi, and Mampong.
1058. In 2021, the Commission will draft Regulations for the Legal Aid Commission Act, 2018 (Act 977) and plans to recruit 30 lawyers and 20 administrative staff to augment its staff level.
1059. The Commission also anticipates that it will represent at least 910 clients out of a projected 2,550 applications on litigation in 2021. In addition, the Commission projects to resolve 6,580 out of 9,050 ADR cases received.

MINISTRY OF DEFENCE

2020 Performance and Outlook for 2021

Management and Administration Programme

1060. Mr. Speaker, the Ghana Armed Forces (GAF) amended Regulation 1986 (LI 1332) Regulation 6.23 on Prolongation of Service from the current 25 to 30 years



to enhance security service delivery. The implementation of the Armed Forces (Amendment) Regulation, 2020 is operational.

1061. The Ministry authorised the creation of the following new units within the GAF to enhance security service delivery: 154 Armoured Regiment, Armoured Training School and 3 Battalion at Sunyani, Bono Region; Artillery Regiment and Artillery Training School at Ho, Volta Region; 10 Mechanized Battalion at Wa, Upper West Region; 11 Mechanized Battalion at Bolgatanga, Upper East Region; 153 Armoured Regiment at Gondar Barracks and 155 Armoured Regiment in Greater Accra Region.
1062. As part of efforts to transform the security services into a world-class security institution with modern infrastructure, including accommodation, health and training facilities, the President of the Republic and Commander-in-Chief of the Ghana Armed Forces, H.E. Nana Addo Dankwa Akufo-Addo, on 12th May, 2020, commissioned four blocks of the Phase I of the Barracks Regeneration Project (BRP). The Ministry embarked on an expanded version with the construction of 160 (2-bedroom) housing units and 11 (4-storey) blocks of flats across all garrisons in the country.
1063. In 2021, the Ministry will continue to organize various local, international and academic courses to boost staff capacity and also upgrade MOD/GAF ICT infrastructure. Works on the Ministry’s Gymnasium is also 95 percent complete and will be commissioned and operationalized by 2021.

Ghana Armed Forces Programme

1064. The Ghana Armed Forces assisted to restore peace and security at Dokorkyina in the Bono Region. It also continued to collaborate with the other Security Services to offer assistance to the civil authorities to ensure peace and security. The Operations were: Operation CALM LIFE across the entire country; Operation AHODWO at Alavanyo/Nkonya and Kpassa; Operation GONGONG at Kete-Krachi, Yendi and Bimbilla; Operation COWLEG; Operation HALT; Operation SIT DOWN LOOK at the borders; and Operation SAFE in Accra, Sefwi Boako, Hohoe and Kumasi.
1065. The Ghana Armed Forces assisted the Ghana Police Service, Local Government and Rural Development, and Zoomlion Ghana Ltd in Operation COVID SAFETY.
1066. In 2021, the Government of Ghana through the Ministry will continue the implementation of the “Earned Dollar Payment Policy” for deployed troops. It will also continue to contribute Troops and equipment towards International peace efforts based on the invitation of the United Nations Peacekeeping Mission.
1067. Mr. Speaker, in 2021, the Ghana Armed Forces will continue to conduct operations aimed at law enforcement at sea and ashore. These operations



include Volta Lake patrols, and drug enforcement in support of the Ghana Maritime Authority and the Narcotics Control Commission.

1068. The construction of a Forward Operating Base (FOB) at Ezinlibo, Western Region as part of government’s national strategic programme to protect the country’s oil, gas and other natural resources is 10 percent complete. Government also gave approval for the establishment of 12 additional Forward Operating Bases and three logistics centres along the northern borders of the country to prevent cross border crimes and terrorist infiltrations.
1069. Government awarded a contract for the procurement of high technology communication equipment i.e. Night Vision Binoculars and Monoculars for the GAF to improve night operations. Value for Money (VFM) Audit was conducted by MoF and the acquisition process commenced.
1070. A 25-bed Infectious Disease Centre at the 37-Military Hospital was commissioned by the H.E. the Vice President on 30th September, 2020. The facility is operational.
1071. Infrastructure works on the 500 Bed Military Hospital at Afari in Kumasi is 85 percent complete as at December 2020. Overall completion factoring the installation of medical equipment is at 58 percent. The Ministry in 2021 will continue the infrastructure and installation works to ensure completion and use of the facility.

Ghana Armed Forces Capacity Building Programme

1072. A total number of 1,043 recruits passed out in March and April and 168 Officer Cadets were commissioned into GAF in November 2020.
1073. In 2021, the Ghana Armed Forces will recruit about 3,000 personnel and enhance capacity of about 350 personnel.

COMMISSION ON HUMAN RIGHTS AND ADMINISTRATIVE JUSTICE

2020 Performance and Outlook for 2021

Management and Administration Programme

1074. Mr. Speaker, the Commission on Human Rights and Administrative Justice (CHRAJ) continued with the reconstruction of the burnt section of its head office at the Old Parliament House and achieved 45 percent completion. Work on the project is expected to continue in 2021.
1075. In 2020, the Commission opened regional offices in the six new regions and will upgrade these in 2021.



Human Rights Programme

1076. Mr. Speaker, the Commission also created Community Safe Spaces to facilitate reporting of and response to stigma and discrimination, and conducted rapid assessments of the impact of COVID-19 related stigma and discrimination on vulnerable populations. In 2021, the Commission will facilitate access to justice, redress, and remedy for those who experience abuse and violation of their rights.
1077. Mr. Speaker, the Commission investigated 7,334 human rights related cases in 2020 and plans to investigate an additional 9,900 cases in 2021. The Commission also carried out 2,738 public education and sensitisation activities on human rights and will carry out about 3,000 human rights educational programmes in 2021.

Administrative Justice Programme

1078. Under the Administrative Justice mandate, Mr. Speaker, the Commission partnered with the Office of the Senior Minister and the Public Sector Reform Secretariat to implement the Public Sector Reform for Results Project (PSRRP) through Grievance Redress and Capacity Building of Client Service Units in MDAs. In 2021, the Commission will continue with this project.
1079. Mr. Speaker, CHRAJ trained 200 key staff on fairness in the delivery of administrative services and for public outreach and carried out 733 public education and sensitization activities on administrative justice. In 2021, it will carry out about 1,000 Administrative Justice educational programmes.
1080. The Commission Investigated 297 administrative justice cases and expects to investigate about 500 in 2021.

Anti-Corruption Programme

1081. Mr. Speaker, the Commission supported its Implementing Partners (IPs) to implement National Anti-Corruption Action Plan (NACAP). It also compiled and issued the NACAP 2019 Annual Progress Report. In 2021, the Commission will coordinate and monitor implementation of NACAP to substantially reduce corruption and economic crimes, illicit financial flows, strengthen the recovery of stolen assets, and contribute to good governance to improve Ghana’s rating globally.
1082. The Commission organised workshops for MDAs on NACAP and the Public Service Integrity Programme (PSIP), including enforcement of the Code of Conduct for Public Officers, Asset Declaration regime, Conflict of Interest rules and Gift Policy in public sector institutions. In 2021, it will facilitate the enactment of the Conduct of Public Officer’s Law.
1083. Mr. Speaker, the Commission completed the Second Cycle Review of Ghana under UN Convention against Corruption, and investigated 158 cases on corruption and breaches of Code of Conduct for Public Officers. In 2021, it will



organise orientation on the Code of Conduct for Public Officers for newly appointed ministers, MPs, and presidential staffers. The Commission also plans to investigate 300 corruption cases, conduct a mid-term review of the implementation of the NACAP and an Actual Corruption Survey.

JUDICIAL SERVICE

2020 Performance and Outlook for 2021

Court Administration Programme

1084. Mr. Speaker, in 2020, 14,847 Civil Cases were concluded out of the 18,739 cases (including previous years' backlog) that were filed. In 2021, the Service projects to receive 7,854 cases and conclude 14,880 cases. Similarly, 14,242 Criminal Cases were filed in 2020 and a total of 14,249 were concluded. In 2021, 14,152 Criminal Cases are expected to be filed and 14,797 cases concluded.
1085. Also, 508 Gender Based Violence cases were concluded out of the 526 cases filed. In 2021, 567 cases will be concluded out of the 578 cases projected to be filed.
1086. Mr. Speaker, in 2020, the following Courts; Garu District Court, Bongo District Court, Sowutuom District Court, Manso Adubia District Court and Amasaman High Court were commissioned and automated with Direct Transmission Systems (DTS) which allows for real-time production of Court proceedings during Court Sittings.
1087. The Mankessim Court Complex in the Mfansteman Municipality as well as the High Court, Odumase Krobo in the Lower Manya Krobo Municipality are scheduled for opening in 2021. These Courts when commissioned, will be automated and connected to the Direct Transcription System (DTS).
1088. In 2021, the Judicial Service in collaboration with the Ministry of Local Government, Decentralisation and Rural Development, and DACF will construct 98 court buildings with bungalows. The Service will also commence the construction of a multi –purpose Judicial Training Institute in Accra.
1089. The Judicial Service under the auspices of His Lordship Chief Justice and the Ministry of Communications initiated the use of online technology systems for Court sittings in order to observe the social distancing protocols of COVID-19.
1090. Under the National Digitisation Project, the Judicial Service benefitted from scanning and digitisation of court processes for the 43 High Courts at the Law Court Complex Accra. This project has since scanned and digitised a total of 3,500,000 cases processed from all active dockets at the High Courts, Accra
1091. The Public Relation and Complaints Unit received 2,847 complaints from the public out of which 1,150 were settled.



1092. The Election Manual Review Committee in collaboration with the Electoral Commission, reviewed the content of the existing Third (3rd) Edition of the Manual on Electoral Commission. Magistrates who are appointed as District Registration Review Officers (DDROs) and High Court Judges who have appellate jurisdiction in that exercise were trained.

Alternative Dispute Resolution (ADR) Programme

1093. Under Alternative Dispute Resolution (ADR) in which cases are settled outside the traditional court systems, 91 Mediators were placed in selected Courts to reduce the backlog of cases.
1094. Under Alternative Dispute Resolution (ADR), 635 Mediators were recruited and trained in 2020. The Service projects to recruit and train 735 Mediators in 2021. 3,439 cases were referred to ADR in 2020, 5,455 cases (including backlog) were mediated and 2,312 settled. In 2021, it is projected that 11,025 cases will be referred to ADR, 10,020 will be mediated and 7,350 will be settled.

MINISTRY OF THE INTERIOR

2020 Performance and Outlook for 2021

Conflict and Disaster Management Programme

1095. Mr. Speaker, the National Commission on Small Arms and Light Weapons marked the Ghana Police Service weapons in 12 Regions (Central, Eastern, Bono, Bono East, Ahafo, Northern, Savanna, North East, Upper East, Upper West, Western and Western North Regions) and newly procured weapons of the Ghana Immigration Service. The Commission also collected 1,194 seized illicit small arms from all Police armouries and exhibit stores in the Western and Western North Regions for destruction. The Commission set up offices in the Ashanti, Northern, Upper West, Upper East, Volta and Western Regions and recruited 20 staff to augment its existing staff.
1096. Mr. Speaker in 2021, the Commission will mark all Police weapons in Greater Accra and Tema Police stations as well as Military weapons in the Greater Accra Region to promote accountability, easy tracing and identification of state owned arms. The Commission will establish an Electronic Small Arms Database Management system (Illicit Arms Flows and Armed Violence Monitoring Platform/Observatory) for evidence-based reporting to measure the impact of illicit small arms on the country and to inform policy decisions and programme interventions.
1097. Mr. Speaker, the Ghana National Fire Service took delivery of two hydraulic platforms in November 2020. The service responded to 5,264 fire outbreaks which resulted in 37 injuries and 28 deaths. The service issued 3,297 fire permits, 2,918 new fire certificates and renewed 9,492 fire certificates. It undertook 5,103 fire safety inspections of premises, carried out 3,147 education and sensitization



programmes on Public Fire Safety and trained 1,151 Fire Volunteers to ensure reduction of bush fires. The Service recruited 2,000 personnel and also responded to 1,129 road traffic rescues.

1098. The National Peace Council (NPC) opened two new regional offices in the Ahafo and Savannah Regions and carried out advocacy in eight Regions to sensitise key actors on the roadmap and code of conduct for the eradication of political vigilantism in Ghana.
1099. In 2021, the Council will continue with conflict mediation in Bimbilla, Bawku, Alavanyo and Nkonya as well as other potential conflict areas. It will also strengthen the capacity of women and youth in at least three conflict areas. The NPC will continue its advocacy campaign on the eradication of vigilantism.
1100. Mr. Speaker, the Ministry, through the National Disaster Management Organization (NADMO) carried out 7,099 education and sensitization programmes on disaster risk reduction, performed 4,241 field trips for assessments and undertook two desk top exercises on flooding and COVID-19 Pandemic. The Organisation also responded to 1,969 emergencies and supported 57,689 out of 366,223 disaster victims. The Organisation carried out public sensitization in vulnerable communities in the northern part of the country, following the spillage of the Bagri dam.
1101. In 2021, the Ministry, through NADMO will activate early warning systems for floods and other emergencies for awareness creation and preparedness against emergencies. It will also complete and implement the National Contingency Plan on earthquakes, and other policies on disaster risk reduction to come out with a blue print for management of emergencies. It will develop space-based (GIS & Remote Sensing Technology) infrastructure for real time information on emergency and response. It will also implement the livelihood support measure plan for disaster victims.

Crime Management Programme

1102. Mr. Speaker, the Ghana Prisons Service registered 84 inmates for BECE and enrolled 59 others for tertiary programmes. A total of 1,631 inmates were granted amnesty by His Excellency the President of the Republic of Ghana. This reduced overcrowding significantly from 49.49 percent to 39.55 percent.
1103. In 2021, the Ministry, through the Ghana Prison Service, will continue with the construction of Nsawam Prison remand project and other prison construction projects, train 2,200 inmates in technical and vocational skills and provide formal education for 1,000 others. It will also build the capacity of 1,350 personnel who have recently been recruited.



1104. Mr. Speaker, the Ghana Police Service has prioritised proactive policing through the gathering of critical intelligence and expanded engagements with communities to ensure crime prevention.
1105. The Service collaborated with other security agencies for the planning and implementation of COVID-19 operational duties and provided security during the lockdown period. It also supported the Ghana Health Service (GHS) to conduct contact tracing and facilitate the distribution of COVID-19 logistics across the country.
1106. The Service commenced the construction of an administration building to be used for both the International Relations and Formed Police Unit (FPU) transactions. With the support of sponsors, the Service constructed a one-storey multi-purpose building at the Detective Training Academy. It also constructed two Prefab Units at the FPU, currently being used as accommodation by over 200 personnel undergoing training in rioting, public order disturbances and related crimes.
1107. In 2021, the Ministry, through the Ghana Police Service will enhance intelligence-led policing through the expansion of the reward to informant system. It will continue with the programme of setting up CCTV to cover police stations across the country and continue the automation of Police Stations programme under the “Transformation Agenda”.
1108. The Service will deepen police–public relation through stronger partnership and collaboration with the media, civil society organizations and the public at large. The Air Wing pilots of the Ghana Police Service have completed training and will be fully operational to enhance effective police operation.
1109. Mr. Speaker, the Narcotics Control Commission’s (NACOC) Act, 2020 (Act 1019) was passed into law in May 2020. The Commission is currently working on the Legislative Instrument (L.I). The Commission recruited 150 officers made up of 55 senior ranks and 95 junior ranks. The Commission reached out to the general public with its drug sensitization programmes on the harmful effects of drug trafficking and abuse throughout the country. This was done largely through mainstream media (radio and television), social media platforms and virtual conferencing. The Commission will intensify its public education in schools to curb the use of narcotics and psychotropic substances amongst our youth.
1110. In 2021, the Ministry, through the NACOC will recruit and manage informants and agents. It will also conduct baseline survey on illicit drugs in Ghana and conduct airport and land border interceptions. It will control and monitor precursor chemicals and psychotropic substances.
1111. Mr. Speaker, 709 officer cadets graduated and 2,335 recruit officers passed out from the Ghana Immigration Service (GIS) Academy and the Immigration Service Training School respectively, at Assin Fosu. The Service visited and inspected



528 companies, 1,337 hotels, 6 educational institutions and 5 residences and other sites to ensure compliance with the Immigration Laws.

1112. The Service arrested a total of 5,448 other nationals for breaching immigration laws and penalties were imposed and fines collected from the offenders. Twenty-eight of the offenders were arraigned before the law courts.

Migration and Refugee Management Programme

1113. The GIS issued 92,687 permits of various categories and responded to 399 document verification requests from various Foreign Missions, Law and Non-law enforcement Agencies. The Service also procured assorted Border Patrol Equipment (20 pieces of 12-man tents; and 200 camp beds) and received a total of 84 various vehicles to strengthen patrols. The Service additionally completed the construction of an armoury, and 14 Command Posts were fortified to also serve as armouries.

1114. Mr. Speaker, in 2021, the Service will continue the amendment of Immigration Act 2000, (Act 573) and develop policies in response to changing environment.

1115. The Ministry through the Ghana Refugee Board registered 502 asylum seekers from 17 countries. It also interviewed 582 persons to determine their refugee status and recognised 337 individuals as refugees. The Board also obtained and issued 144 birth certificates to children under twelve years and issued 226 Convention Travel Documents (CTD) -passports, 988 ID cards, 1,430 attestation and 173 Liberian with Residence Permits. The Board renovated 12 refugee shelters at Krisan Refugee Camp and paid the outstanding land compensation for the refugee camp at Fetentaa to the landowners.

1116. In 2021, the Ministry, through the Ghana Refugee Board will continue to sensitize refugees and the public on how to relate well with the refugees. It will also embark on camp and border monitoring and undertake voluntary repatriation exercises.

Gaming Regulations Programme

1117. Mr. Speaker, the Gaming Commission has completed a comprehensive review of the gaming landscape in Ghana.

1118. In 2021, the Ministry, through the Gaming Commission will continue the process of amending the Gaming Act 2006, (Act 721). It will also continue the development of a Legislative Instrument (L.I.) to strengthen the mandate of the Commission. It will open two new Regional offices and build capacity of staff through local and international training, monitor and secure the implementation of laws on casinos and any other games of chance, as well as undertake sensitization on gaming regulations.



1119. The Commission in collaboration with the Financial Intelligence Centre (FIC) sensitised staff of the Commission on Anti-Money Laundering (AML) and Suspicious Transaction Reports (STR) in 2020.
1120. In spite of the economic losses suffered by betting operators as a result of restrictions imposed on sporting and other gaming events due to the COVID 19 pandemic, the Commission collected 74.84 percent of its revenue target of GH¢28,109,372.32 compared to a similar performance of 76.79 percent in 2019.
1121. The Commission also conducted monitoring activities in Wassa Akropong and Asankragua resulting in the closure of five unlicensed casinos.

MINISTRY OF NATIONAL SECURITY

2020 Performance and Outlook for 2021

1122. Mr. Speaker, the Ministry initiated and formulated policies to ensure the effective and efficient management of security issues, it presented reports from the Intelligence Agencies to the Government and maintained internal peace and security through pre-emptive intelligence reporting.
1123. The National Intelligence Bureau (NIB) and National Signals Bureau (NSB) under the Ministry provided 24-hour protection to persons/vital installations and classified material. The Agencies also engaged countering of terrorism associated e-crimes, violent and organized crimes and other National Security threats.
1124. In 2021, the Ministry will improve the capabilities for intelligence gathering and dissemination amongst the Security and Intelligence Agencies.
1125. The Ministry ensured all year-round provision of security and surveillance for the Oil and Gas Installations, the Cocoa sector and major mining areas. Secure and reliable communications was provided via established communications network among all the Government Security Agencies.
1126. The Ministry as Lead-Ministry of other important stakeholders, played a key role in the management of the covid-19 pandemic in the country through deployment of various operational plans/phases such as the Pre-Lock Down, Partial Lockdown and Post Lockdown including Operation Return Home. These among others helped in controlling the rate of spread of the pandemic.
1127. The Ministry will continue with the special operational activities through Operation Calm life, Motherland, Border, Cowleg, Vanguard, Conquest First, Bui Dam, Banda, Dagbon, Alavanyo-Nkonya and Bawku in 2021.



OFFICE OF THE SPECIAL PROSECUTOR

2020 Performance and Outlook for 2021

1128. The Office of the Special Prosecutor (OSP) has been an effective tool in corruption prevention through co-operative interaction with the Ministry of Finance, the Financial Intelligence Centre and the Auditor General in making corruption a high-risk enterprise in the country.
1129. Mr. Speaker, as at 31st December 2020, two cases which were investigated involving eight accused persons are still pending prosecution in the High Court, Accra. The investigations and prosecutions were affected by the challenge to the capacity of the Special Prosecutor filed in the Supreme Court in January 2018 which was only decided in May 2020.
1130. In 2021, the office will complete work on its allocated office accommodation and continue with the recruitment of 249 staff to support the establishment of the Secretariat and all the divisions of the office for effective and efficient operation.

NATIONAL CATHEDRAL OF GHANA

1131. Mr. Speaker, the National Cathedral of Ghana, which seeks to provide an interdenominational sacred space for the nation, remains a national priority. As the President argued in his first official announcement on March 6, 2017, introducing the project to the nation, the National Cathedral will address a missing link in the nation’s architecture by providing a sacred infrastructure for the nation. The Cathedral’s national character, as the President argued, will be defined by the nature of the events to be held there: presidential inaugural services, national thanksgiving services, state funerals, and a much-needed crypt for the nation.
1132. Mr. Speaker, despite delays caused by the COVID-19 pandemic, work is on course to construct the iconic edifice in the heart of the nation’s capital. Indeed, on November 25, 2020 a Letter of Intent (LOI) was signed between the Trustees of the National Cathedral and a joint venture - RIBADE JV - led by the Italian construction firm Rizanni de Eccher, with a history of building iconic projects, including the Zayed Grand Mosque in Abu Dhabi. The local partners in the RIBADE JV are the leading Ghanaian construction firms M Barbisotti & Sons and Desimone. With the signing of the LOI, the contractors have moved to the site, and construction has begun in full force with major excavation work currently under way.
1133. Mr. Speaker, the construction of the National Cathedral is already introducing some critical innovations to the country. As part of the construction, over 200 trees on the site of the National Cathedral, some nearly 100 years, have not been felled. Rather the project has partnered with the Department of Parks and Gardens to relocate the trees to a temporary site by the headquarters of Parks and Gardens at Cantonments, Accra. Some of the trees would be brought back



upon completion of the Cathedral, and other replanted elsewhere. The process has been successful, and serves as proof of concept that ancient trees need not to be felled to make way for private and public construction projects. Through the construction of the National Cathedral, the Department of Parks and Gardens has developed the capacity and expertise to provide similar support to future developments, and make our construction industry environmentally sustainable.

1134. Mr. Speaker, the National Cathedral, is being developed through a solid partnership between the state and the church. In a furtherance of this partnership, the President on 8th February 2021, appointed Apostle Prof. Opoku-Onyinah, the immediate past Chairman of the Church of Pentecost, as the new Chairman of the Board of Trustees for the project. He replaces the founding chairman of the Board of Trustees, the Ghanaian Christian patriot, Most Rev. Dr. Samuel Asante-Antwi, who passed away on September 13, 2020. We are grateful for the foundational work of Most Rev. Dr. Asante Antwi in getting the project off the ground, and welcomed Apostle Prof Opoku Onyinah, as he leads the Trustees to mobilize the Ghanaian Christian community to develop this critical national infrastructure.



SECTION SEVEN: CONCLUSION

1135. Mr. Speaker, this 2021 Budget is a landmark Budget. It recounts our experience in the most difficult combination of health and economic crises that this nation has ever encountered. The indicators clearly demonstrate that we have weathered the storm and are ready to storm ahead. This has been accomplished through the decisive leadership of H.E. Nana Addo Dankwa Akufo-Addo, the strong partnership with Parliament, the cooperation with our Faith-Based Organizations, our Social Partnership with Organised Labour and Employers’ Association, the Private Sector, Healthcare workers, the Security agencies, Traditional Leaders, Civil Society Organizations, the Media and all Ghanaians, buttressed by the resilience we built in the first three years of the President's administration.
1136. Mr. Speaker, the 2021 Budget outlines the President’s programme for accelerated recovery from the devastating impact of the COVID-19 pandemic. It explains our plans to emerge stronger by pressing on with economic transformation, strengthening our social compact and building a sustainable future to create prosperity and equal opportunity for all.
1137. As a Government, we have amply demonstrated our ability, resolve and determination to change the trajectory of our economy. While COVID-19 has been a major disruptive force, it has reinforced our conviction to transform our society and to do so with greater urgency. As Isaiah 9:10 says **“The bricks are fallen down, but we will rebuild with hewn stones: the sycamores are cut down, but we will change them into cedars.”**
1138. Mr. Speaker, I want to reassure this august House and the people of Ghana that in 2021:
- We will return to a path of fiscal consolidation and sustained growth;
 - We will continue to implement people-centered policies;
 - We will continue and consolidate our major flagships to improve welfare;
 - We will change the culture of uncompleted projects and finish what has been started;
 - We will continue to invest in the real sector to drive growth;
 - We will accelerate the industrialization and transformation of our economy and move away from the Guggisberg economy. We will prioritise support to the private sector and entrepreneurship to create jobs and improve incomes;
 - We will make Ghana a hub for commerce, financial services and manufacturing to take full advantage of the AfCFTA, the world’s largest free trade area;
 - We will continue to invest in Science, Technology, Engineering and Mathematics (STEM) to support every aspect of our economy;



- We will continue the digitalization agenda to improve public service delivery and enhance revenue mobilization;
- We will prioritise the security and safety of our people;
- We will secure higher returns on our mineral resources by using innovative structures;
- We will aggressively and efficiently implement the GhanaCARES through well-structured delivery units; and
- We will seek to improve the health and well-being of our people and pursue a happier and WISER society as envisioned by our Ghana Beyond Aid agenda.

1139. Mr. Speaker, all these can be accomplished if we stay focused, believe more in ourselves and work together with a common purpose. As I indicated earlier, implementing the vision we have set requires that we mobilise every resource, use them efficiently and also work harder to increase our productivity. We must accept that our country’s ability to improve the standard of living of its citizens over time depends more on increasing productivity.

1140. Mr. Speaker, with this budget, we are revitalizing the economy and resuming the transformation drive that was disrupted by COVID-19. We expect to accomplish this with the help of the Almighty God, the visionary and competent Leadership from our President, support from this august House, and the help of every Ghanaian.

1141. Mr. Speaker, to our fellow Ghanaians, we urge you to take courage, persevere and keep faith with us. COVID-19 has been an adversity that makes us pause, think carefully, find answers, build and sustain relationships. We are still strong in this adversity. The strength of Ghana lies in the power of our people to persevere. The audacity of our faith in Ghana requires us to continue to share in the burden of developing our nation.

1142. Mr. Speaker, before I resume my seat, allow me to express the gratitude of H.E. the President for the enormous support this august House has extended to him since taking office in 2017. The current composition of this House reflects the expectations of Ghanaians for both sides to work together. The realisation of the Ghana Beyond Aid agenda will be attained by the debate of ideas and consensus building. It is my belief that the consideration of the 2021 Budget will reflect this guiding principle.

1143. Mr. Speaker, in 2021, we will consolidate our gains, complete on-going projects and continue our flagship programmes.

1144. Mr. Speaker, this Government believes that the Ghanaian state is a daring state, a resilient nation; the recent victory by the national under-20 football team, the Black Satellites, on Independence Day reminds us that when we are united in



purpose, and work together as a team, we can do extraordinary things. While we debate and may disagree on issues, we should always be united on the broad goal of advancing the welfare and progress of our people, principle beyond partisan politics in principle. There is more to us than we have so far realised. As the Lord said in Genesis 11:5 ***“If as one people speaking the same language they have begun to do this, then nothing they plan to do will be impossible for them”***.

1145. Mr. Speaker, by this unity of purpose, we will stand as one people speaking one language of progress to unleash the energies of our people for social mobility and shared prosperity, as we take great strides to move our Nation forward.
1146. Mr. Speaker, I present to you, the ***WON YA WO HI&& BUDGET!!***



APPENDICES

APPENDIX 1A: GROWTH RATES OF GROSS DOMESTIC PRODUCT AT CONSTANT 2013 PRICES (PERCENT)

S/N	Item	Actual						Proj. Outturn 2020	Projection			
		2014*	2015*	2016*	2017*	2018*	2019*		2021	2022	2023	2024
1.	AGRICULTURE	0.9	2.3	2.9	6.1	4.8	4.6	5.7	4.0	4.3	4.9	5.1
	Crops	2.8	1.7	2.2	7.2	5.8	5.3	6.2	4.0	4.5	5.2	5.4
	o.w. Cocoa	4.3	-8.0	-7.0	9.2	3.7	5.4	4.0	2.5	12.1	6.3	5.2
	Livestock	5.1	5.2	5.4	5.7	5.4	5.4	5.8	5.5	5.0	5.3	5.5
	Forestry and Logging	-1.5	-3.9	2.9	3.4	2.4	-1.7	-6.5	1.6	1.5	2.1	2.1
	Fishing	-23.3	8.5	3.1	-1.4	-6.8	1.7	15.6	1.4	1.5	1.7	2.5
2.	INDUSTRY	1.1	1.1	4.3	15.7	10.6	6.4	-2.5	4.8	5.3	5.4	4.6
	Mining and Quarrying	5.4	-8.3	-0.2	30.8	23.3	12.6	-7.6	5.6	5.0	4.3	2.0
	o.w. Oil***	6.8	2.0	-15.6	80.3	3.6	15.1	-6.3	-16.0	8.9	28.0	8.0
	Manufacturing	-2.6	3.7	7.9	9.5	4.1	6.3	0.1	3.0	5.5	6.8	6.5
	Electricity	1.3	17.7	-5.8	19.4	5.5	6.0	14.3	7.5	8.0	7.1	8.0
	Water and Sewerage	5.9	13.9	-11.8	6.1	-3.6	-4.4	9.0	10.0	7.5	5.0	6.0
	Construction	-0.4	9.5	8.4	5.1	1.1	-4.4	1.4	5.0	5.1	5.2	6.0
3.	SERVICES	5.4	3.0	2.8	3.3	2.7	7.6	2.5	5.6	4.9	4.8	5.1
	Trade; Repair of Vehicles, Household Goods	2.0	0.5	-0.4	8.2	2.8	3.7	-9.3	3.0	4.2	4.0	5.0
	Hotels and Restaurants	1.5	4.1	2.3	7.6	3.2	6.0	-47.0	2.0	4.0	6.2	6.5
	Transport and Storage	5.8	2.6	1.1	8.9	1.1	4.3	3.8	3.0	3.2	3.3	4.0
	Information and communication	29.7	11.9	5.6	4.2	13.1	46.5	67.1	15.0	9.0	7.0	6.0
	Financial and Insurance Activities	21.4	12.9	8.0	-17.7	-8.2	1.6	4.6	5.0	4.3	4.5	4.5
	Real Estate	-0.3	3.1	3.2	3.8	-6.5	19.9	11.5	6.5	6.0	5.0	5.0
	Professional, Administrative & Support Service activities	6.8	1.4	-4.2	2.9	0.3	5.1	0.7	2.0	1.9	2.5	2.9
	Public Administration & Defence; Social Security	-3.5	-2.6	8.9	4.2	4.3	3.7	8.5	4.0	4.6	4.7	4.9
	Education	-0.3	-0.5	2.3	6.3	3.9	9.4	10.7	8.0	6.5	6.3	6.3
	Health and Social Work	2.7	-4.4	4.0	14.1	22.6	10.4	13.2	7.0	4.5	4.6	4.7
	Other Service Activities	1.4	2.7	-0.1	5.3	3.1	2.6	-0.3	1.0	1.1	3.5	4.0
4.	GROSS DOMESTIC PRODUCT at basic prices	2.9	2.2	3.4	8.4	6.2	6.5	1.1	5.0	4.9	5.1	4.9
	Net indirect Taxes	3.5	2.6	4.8	4.6	7.5	6.1	-2.3	5.5	5.0	5.4	5.6
5.	GROSS DOMESTIC PRODUCT in purchasers' value	2.9	2.2	3.4	8.1	6.3	6.5	0.9	5.0	5.0	5.1	4.9
6.	Non-Oil GDP	2.7	2.2	4.6	4.6	6.5	5.8	1.6	6.7	4.7	3.5	4.7

*Revised

** Base year

*** Oil means Oil and Gas



Appendix 1B: Gross Domestic Product (GDP) at Constant 2013 Prices by Economic Activity (GH¢ Million)

S/N	Item	Actual							Proj. Outturn		Projection			
		2013**	2014*	2015*	2016*	2017*	2018*	2019*	2020	2021	2022	2023	2024	
1.	AGRICULTURE	25,289.5	25,528.0	26,103.4	26,862.3	28,503.2	29,877.5	31,266.1	33,054.4	34,380.5	35,850.3	37,598.5	39,517.5	
	Crops	17,061.6	17,535.2	17,830.0	18,228.3	19,535.5	20,677.8	21,772.8	23,123.7	24,048.6	25,130.8	26,437.6	27,865.2	
	o.w. Cocoa	1,980.3	2,065.4	1,901.0	1,767.6	1,930.0	2,001.8	2,110.6	2,195.6	2,250.5	2,522.8	2,681.7	2,821.2	
	Livestock	4,354.1	4,575.9	4,816.1	5,074.1	5,361.7	5,649.9	5,956.0	6,299.8	6,646.2	6,978.6	7,348.4	7,752.6	
	Forestry and Logging	2,047.7	2,016.1	1,937.1	1,992.5	2,060.0	2,108.4	2,071.7	1,936.5	1,967.5	1,997.0	2,039.0	2,081.8	
	Fishing	1,826.1	1,400.7	1,520.2	1,567.3	1,546.1	1,441.4	1,465.6	1,694.4	1,718.1	1,743.9	1,773.6	1,817.9	
2.	INDUSTRY	43,104.4	43,599.4	44,080.8	45,989.5	53,191.4	58,808.5	62,559.6	60,990.2	63,900.3	67,302.5	70,927.7	74,159.5	
	Mining and Quarrying	15,933.2	16,789.4	15,403.2	15,366.4	20,092.0	24,775.5	27,897.6	25,772.5	27,210.6	28,571.2	29,799.7	30,395.7	
	o.w. Oil***	6,802.8	7,266.3	7,412.4	6,254.6	11,278.5	11,680.4	13,446.7	12,600.6	10,589.0	11,526.3	14,753.6	15,939.0	
	Manufacturing	14,522.7	14,149.8	14,667.6	15,829.2	17,335.5	18,054.1	19,195.3	19,219.3	19,795.8	20,884.6	22,304.8	23,754.6	
	Electricity	1,327.0	1,344.2	1,581.8	1,490.7	1,780.1	1,878.7	1,991.0	2,276.3	2,447.1	2,642.8	2,830.5	3,056.9	
	Water and Sewerage	680.3	720.8	821.2	724.3	768.2	740.6	708.0	771.5	848.7	912.3	958.0	1,015.4	
	Construction	10,641.1	10,595.2	11,606.9	12,578.9	13,215.6	13,359.6	12,767.6	12,950.5	13,598.1	14,291.6	15,034.7	15,936.8	
3.	SERVICES	48,408.3	51,016.8	52,546.6	54,014.2	55,776.2	57,294.7	61,643.7	63,192.9	66,753.3	70,047.4	73,424.5	77,137.0	
	Trade; Repair of Vehicles, Household Goods	13,117.6	13,385.7	13,453.7	13,393.2	14,492.0	14,892.1	15,436.5	13,997.4	14,417.4	15,022.9	15,623.8	16,405.0	
	Hotels and Restaurants	4,576.6	4,646.3	4,834.9	4,945.9	5,324.0	5,494.1	5,824.2	3,087.6	3,149.4	3,275.3	3,478.4	3,704.5	
	Transport and Storage	6,979.3	7,383.5	7,577.2	7,663.7	8,349.5	8,441.7	8,808.3	9,144.4	9,418.7	9,720.1	10,040.9	10,442.5	
	Information and communication	1,876.1	2,432.5	2,723.2	2,874.5	2,994.6	3,387.6	4,963.9	8,292.7	9,536.6	10,394.9	11,122.6	11,789.9	
	Financial and Insurance Activities	5,953.2	7,226.3	8,158.9	8,811.4	7,251.2	6,656.3	6,760.7	7,070.4	7,423.9	7,743.1	8,091.5	8,455.7	
	Real Estate	1,145.1	1,142.2	1,177.6	1,214.8	1,261.2	1,179.3	1,413.4	1,575.3	1,677.7	1,778.3	1,867.2	1,960.6	
	Professional, Administrative & Support Service activities	1,612.3	1,722.0	1,746.3	1,672.5	1,720.8	1,725.4	1,813.1	1,825.1	1,861.6	1,897.0	1,944.4	2,000.8	
	Public Administration & Defence; Social Security	4,264.5	4,115.2	4,009.6	4,364.9	4,546.9	4,742.3	4,917.4	5,337.5	5,551.0	5,806.3	6,079.2	6,377.1	
	Education	4,693.0	4,679.1	4,657.9	4,764.6	5,064.5	5,264.0	5,759.0	6,375.1	6,885.1	7,332.7	7,794.6	8,285.7	
	Health and Social Work	2,611.6	2,682.4	2,563.3	2,666.1	3,041.6	3,727.7	4,116.6	4,661.8	4,988.1	5,212.5	5,452.3	5,708.6	
	Other Service Activities	1,578.9	1,601.5	1,644.1	1,642.6	1,730.0	1,784.3	1,830.8	1,825.6	1,843.9	1,864.2	1,929.4	2,006.6	
4.	GROSS DOMESTIC PRODUCT at basic prices	116,802.1	120,144.2	122,730.8	126,866.0	137,470.8	145,980.7	155,469.4	157,237.5	165,034.2	173,200.3	181,950.7	190,814.0	
	Net indirect Taxes	6,847.9	7,088.5	7,273.3	7,620.4	7,967.4	8,566.9	9,090.5	8,879.2	9,367.5	9,835.9	10,367.0	10,951.0	
5.	GROSS DOMESTIC PRODUCT in purchasers' value	123,650.0	127,232.7	130,004.1	134,486.4	145,438.2	154,547.7	164,559.9	166,116.7	174,401.7	183,036.2	192,317.7	201,765.0	
6.	Non-Oil GDP	116,847.2	119,966.4	122,591.7	128,231.7	134,159.7	142,867.2	151,113.2	153,516.1	163,812.7	171,509.9	177,564.1	185,826.1	

*Revised

** Base year

*** Oil means Oil and Gas



APPENDIX 1C: GROSS DOMESTIC PRODUCT (GDP) AT CURRENT MARKET PRICES BY ECONOMIC ACTIVITY (GH¢ MILLION)

S/N	Item	Actual							Projection				
		2013**	2014*	2015*	2016*	2017*	2018*	2019*	Proj. Outturn 2020	2021	2022	2023	2024
1.	AGRICULTURE	25,289.5	31,086.0	36,525.7	45,116.5	50,554.4	54,923.5	60,482.3	77,293.7	86,384.9	97,019.6	107,206.7	117,716.9
	Crops	17,061.6	20,637.1	24,479.3	32,209.8	36,598.7	40,349.1	45,068.7	60,364.3	67,487.3	76,166.2	84,453.7	93,019.8
	o.w. Cocoa	1,980.3	3,253.7	3,645.8	3,833.9	4,186.1	4,341.9	4,416.7	5,176.5	5,703.8	6,841.6	7,687.1	8,394.1
	Livestock	4,354.1	5,572.2	6,051.8	6,524.0	7,100.3	7,528.3	8,050.1	8,808.4	10,036.2	11,275.7	12,514.5	13,783.7
	Forestry and Logging	2,047.7	2,891.8	3,455.4	3,541.5	4,055.0	4,238.5	4,328.7	4,165.4	4,549.4	4,894.7	5,247.4	5,582.6
	Fishing	1,826.1	1,985.0	2,539.2	2,841.2	2,800.4	2,807.6	3,034.8	3,955.7	4,311.9	4,682.9	4,991.1	5,330.8
2.	INDUSTRY	43,104.4	53,767.3	57,155.2	60,709.1	78,015.1	94,770.3	111,810.0	116,169.9	130,918.5	146,883.8	171,211.4	197,542.1
	Mining and Quarrying	15,933.2	21,704.7	17,130.9	16,831.4	25,917.0	37,998.6	48,532.2	47,936.5	55,166.4	62,269.1	75,987.6	91,458.7
	o.w. Oil***	6,802.8	9,000.8	4,691.9	1,027.1	8,445.9	10,607.8	14,848.2	11,503.6	10,604.9	12,582.5	18,360.4	22,810.8
	Manufacturing	14,522.7	17,605.2	20,506.0	23,921.8	26,860.3	31,440.7	36,474.4	39,574.3	43,207.2	47,862.8	53,877.8	60,191.5
	Electricity	1,327.0	1,378.5	2,978.7	3,485.9	4,389.7	4,177.9	4,332.5	4,913.5	5,651.8	6,500.7	7,407.8	8,360.4
	Water and Sewerage	680.3	895.8	1,183.1	1,304.6	1,415.3	1,469.9	1,458.0	1,642.2	1,918.4	2,165.4	2,412.4	2,710.6
	Construction	10,641.1	12,183.1	15,356.6	15,165.3	19,432.9	19,683.2	21,013.0	22,103.4	24,974.7	28,085.8	31,525.8	34,820.9
3.	SERVICES	48,408.3	56,132.1	71,333.7	92,679.7	109,697.6	129,278.9	154,269.8	163,507.4	185,599.7	209,052.6	230,800.6	254,532.1
	Trade; Repair of Vehicles, Household Goods	13,117.6	15,920.6	20,460.4	27,890.5	33,383.3	42,267.0	50,824.2	44,445.7	48,983.6	54,103.3	60,037.4	66,380.3
	Hotels and Restaurants	4,576.6	4,487.6	5,780.7	7,260.8	9,253.9	10,579.6	12,210.6	8,802.0	9,696.2	10,840.4	12,249.3	13,723.9
	Transport and Storage	6,979.3	7,717.7	9,949.8	13,117.5	17,109.1	20,857.7	23,278.1	25,558.4	28,167.9	31,685.5	34,105.8	37,066.2
	Information and communication	1,876.1	2,781.5	3,658.1	4,304.9	5,040.4	6,790.5	9,793.9	17,639.8	22,152.1	26,318.9	29,428.5	32,753.9
	Financial and Insurance Activities	5,953.2	7,195.0	9,549.6	13,519.1	12,017.9	11,752.4	12,788.1	14,127.0	15,723.3	17,383.4	19,182.9	21,088.6
	Real Estate	1,145.1	1,334.9	2,174.3	3,470.0	5,562.7	6,112.7	8,789.8	13,065.7	15,167.4	17,524.4	19,320.6	21,341.5
	Professional, Administrative & Support Service activities	1,612.3	2,115.1	2,664.3	3,115.3	3,678.9	4,133.2	4,839.6	4,856.4	5,399.3	5,914.6	6,395.9	6,838.0
	Public Administration & Defence; Social Security	4,264.5	4,549.2	5,236.6	6,501.7	7,846.1	9,247.2	10,828.8	12,824.5	14,537.8	16,271.0	17,938.7	20,040.8
	Education	4,693.0	5,189.5	6,279.4	6,897.5	8,045.6	8,880.4	10,712.4	10,735.3	12,637.5	14,401.1	16,119.7	17,820.7
	Health and Social Work	2,611.6	3,108.4	3,437.9	3,977.2	4,934.0	5,802.5	6,996.4	8,044.9	9,382.7	10,589.3	11,652.4	12,761.3
	Other Service Activities	1,578.9	1,732.4	2,142.5	2,625.2	2,825.7	2,855.7	3,208.0	3,407.9	3,751.8	4,020.6	4,369.4	4,716.9
4.	GROSS DOMESTIC PRODUCT at basic prices	116,802.1	140,985.4	165,014.6	198,505.3	238,267.1	278,972.8	326,562.1	356,971.1	402,903.1	452,955.9	509,218.8	569,791.1
	Net indirect Taxes	6,847.9	14,447.1	15,384.4	16,571.8	18,404.3	21,623.3	22,918.3	26,333.8	30,782.6	35,553.9	39,347.5	44,889.2
5.	GROSS DOMESTIC PRODUCT in purchasers' value	123,650.0	155,432.5	180,399.0	215,077.0	256,671.4	300,596.1	349,480.4	383,304.8	433,685.7	488,509.8	548,566.2	614,680.3
6.	Non-Oil GDP	116,847.2	146,431.7	175,707.1	214,049.9	248,225.5	289,988.2	334,632.2	371,801.2	423,080.8	475,927.3	530,205.9	591,869.5

*Revised

** Base year

*** Oil means Oil and Gas



APPENDIX 2A: SUMMARY OF CENTRAL GOVERNMENT OPERATIONS - 2020

<i>In GH¢ unless otherwise stated</i>	2019 Prov. Outturn	2020 Budget	2020 Revised Budget	2020 Prov. Outturn
I. REVENUES				
Total Revenue & Grants	53,379,610,097	67,071,159,908	53,666,501,089	55,128,435,325
(per cent of GDP)	15.3	16.9	13.9	14.4
Domestic Revenue	52,393,486,520	65,831,114,820	52,443,164,623	53,899,737,919
Tax Revenue	42,774,600,946	49,247,704,677	42,331,692,489	44,447,772,184
Taxes on Income and Property	22,683,103,950	26,603,389,006	23,768,768,489	23,728,561,925
Company Taxes	10,567,406,385	11,169,949,780	11,113,290,000	11,425,718,580
Company Taxes on Oil	925,647,652	2,812,090,497	776,591,364	950,996,082
Other Direct Taxes	11,190,049,913	12,621,348,729	11,878,887,124	11,351,847,263
Taxes on Domestic Goods and Services	17,151,664,590	19,102,341,082	15,901,650,000	17,792,087,110
Excises	3,919,202,990	4,488,873,266	3,838,180,000	4,403,837,729
VAT	9,330,102,895	10,158,295,416	8,287,160,000	9,207,493,065
National Health Insurance Levy (NHIL)	1,745,212,320	2,009,316,200	1,610,420,000	1,804,499,214
GETFund Levy		2,009,316,200	1,630,090,000	1,816,821,794
Communication Service Tax	412,336,881	436,540,000	535,800,000	559,435,308
International Trade Taxes	5,410,014,397	5,810,164,200	4,714,210,000	5,513,806,053
Import Duties	5,410,014,397	5,810,164,200	4,714,210,000	5,513,806,053
Tax Refunds	-2,470,181,990	-2,268,189,611	-2,052,936,000	-2,586,682,904
Social Contributions	153,254,626	572,938,602	596,289,955	45,723,029
Non-tax revenue	7,567,576,168	13,134,343,440	6,735,564,078	6,667,315,198
Other Revenue	1,898,054,780	2,876,128,101	2,779,618,101	2,738,927,509
Grants	986,123,576	1,240,045,088	1,223,336,466	1,228,697,406
Project Grants	986,123,576	1,139,097,622	719,336,466	1,228,697,406
Programme Grants	0	100,947,466	504,000,000	0
II. EXPENDITURE	70,271,453,480	85,952,090,340	97,740,370,934	100,026,311,923
Total Expenditure	67,856,108,798	84,508,862,873	96,297,143,468	96,400,430,182
(percent of GDP)	19.4	21.2	25.0	25.1
Compensation of Employees	22,219,027,550	26,565,153,899	27,061,783,898	28,268,934,890
Wages & Salaries	19,479,340,650	22,917,544,093	23,851,598,208	25,047,385,022
(percent of GDP)	5.6	5.8	6.2	6.5
Social Contributions	2,739,686,900	3,647,609,805	3,210,185,690	3,221,549,868
Use of Goods and Services	6,169,604,335	8,330,827,244	7,743,573,689	7,388,307,519
Interest Payments	19,769,256,894	21,691,482,220	26,268,279,691	24,599,258,893
Domestic	15,209,469,023	16,557,622,240	21,134,419,711	18,352,064,726
External	4,559,787,871	5,133,859,980	5,133,859,980	6,247,194,167
Subsidies	124,235,839	229,332,274	229,332,274	168,119,488
Grants to Other Government Units	11,423,598,231	15,635,154,175	11,805,140,463	11,881,955,124
Social Benefits	100,492,956	150,076,365	150,076,365	150,076,365
Other Expenditure	1,898,054,780	2,646,795,827	13,712,285,827	11,860,904,772
Capital Expenditure	6,151,838,213	9,260,040,870	9,326,671,261	12,082,873,131
Domestic Financed	2,528,504,333	3,775,538,534	3,624,415,191	4,811,214,039
Foreign Financed	3,623,333,880	5,484,502,336	5,702,256,070	7,271,659,092
Overall Balance (Commitment)	-14,476,498,702	-17,437,702,965	-42,630,642,379	-41,271,994,856
(percent of GDP)	-4.1	-4.4	-11.1	-10.8
Arrears clearance (net change)	-730,000,000	-1,443,227,466	-1,443,227,466	-1,443,227,466
Overall Balance (Cash)	-15,206,498,702	-18,880,930,431	-44,073,869,845	-42,715,222,323
(percent of GDP)	-4.4	-4.7	-11.4	-11.1
Discrepancy	-1,685,344,681	0	0	-2,182,654,275
Overall balance (incl. Divestiture and Disc	-16,891,843,383	-18,880,930,431	-44,073,869,845	-44,897,876,598



APPENDIX 2A: SUMMARY OF CENTRAL GOVERNMENT OPERATIONS – 2020

<i>In GH¢ unless otherwise stated</i>	2019 Prov. Outturn	2020 Budget	2020 Revised Budget	2020 Prov. Outturn
Financing	16,891,843,383	18,880,930,431	44,073,869,845	44,897,876,598
Foreign (net)	5,041,082,481	10,619,255,967	18,461,970,615	31,247,912
Borrowing	16,283,767,555	22,703,857,986	30,654,769,604	14,098,142,468
Project Loans	2,637,210,304	4,345,404,715	4,982,919,604	6,042,961,686
Programme Loans	0	1,202,500,000	8,286,850,000	398,745,782
Sovereign Bond	13,646,557,251	17,155,953,271	17,385,000,000	7,656,435,000
Amortisation (due) ¹	-11,242,685,074	-12,084,602,019	-12,192,798,990	-14,066,894,556
Domestic (net)	13,087,154,949	15,849,013,547	32,127,019,419	45,643,042,429
Banking	2,787,726,993	10,395,403,851	19,234,556,753	27,441,719,192
Bank of Ghana ²	-5,889,673,218	0	10,000,000,000	22,562,382,834
Comm. Banks	8,677,400,211	10,395,403,851	9,234,556,753	4,879,336,358
Non-banks	10,299,427,956	4,152,754,901	11,191,885,334	15,925,864,290
o/w Non-residents	216,078,933			1,394,924,761
Other Domestic	0	1,300,854,795	1,700,577,332	2,275,458,947
o/w Debt Repayment from Ghana Stabilisation Fund		1,300,854,795	1,700,577,332	
Other Financing	-92,434,316	-10,324,000	-10,324,000	-103,930,484
Other Domestic Financing	-92,434,316	-10,324,000	-10,324,000	-103,930,484
Ghana Petroleum Funds	-147,954,743	-557,509,198	990,781,143	1,104,112,883
Transfer to Ghana Petroleum Funds	-964,976,921	-1,858,363,993	-709,796,188	-595,480,294
o/w Stabilisation Fund	-609,634,546	-1,300,854,795	-496,857,332	-359,154,783
o/w Heritage Fund	-355,342,375	-557,509,198	-212,938,857	-236,325,511
Transfer from Stabilisation Fund	817,022,178	1,300,854,795	1,700,577,332	1,699,593,177
Sinking Fund	-996,004,987	-7,019,505,885	-6,291,857,332	-572,881,056
Contingency Fund	0	0	-1,203,720,000	-1,203,715,086
Memorandum items				
Domestic Revenue	52,393,486,520	65,831,114,820	52,443,164,623	53,899,737,919
(percent of GDP)	15.0	16.5	13.6	14.1
Domestic expenditure	46,148,862,706	57,332,878,317	64,326,607,706	66,712,166,472
(percent of GDP)	13.2	14.4	16.7	17.4
Domestic Primary Balance	6,244,623,814	8,498,236,503	-11,883,443,083	-12,812,428,553
(percent of GDP)	1.8	2.1	-3.1	-3.3
Primary Balance	2,877,413,511	2,810,551,789	-17,805,590,154	-20,298,617,705
(percent of GDP)	0.8	0.7	-4.6	-5.3
Non-oil Primary Balance	-2,010,561,081	-6,121,621,357	-21,632,892,252	-24,044,764,821
(percent of GDP)	-0.6	-1.6	-5.7	-6.5
Overall Balance (cash, discrepancy)	-16,891,843,383	-18,880,930,431	-44,073,869,845	-44,897,876,598
(percent of GDP)	-4.8	-4.7	-11.4	-11.7
Overall Balance (cash, discrepancy, incl. Financial Sector Cleanup Cost)	-20,106,843,383	-18,880,930,431	-44,073,869,845	-52,938,476,598
(percent of GDP)	-5.8	-4.7	-11.4	-13.8
Oil Revenue	4,887,974,592	8,932,173,146	3,827,302,097	3,746,147,116
(percent of GDP)	1.4	2.2	1.0	1.0
Non-Oil Revenue and Grants	48,491,635,505	58,138,986,763	49,839,198,992	51,382,288,209
(percent of GDP)	13.9	14.6	12.9	13.4
Benchmark Oil Revenue	3,948,248,616	6,194,546,642	2,365,987,295	2,625,839,012
(percent of GDP)	1.1	1.6	0.6	0.7
Annual Budget Funding Amount (ABFA)	2,763,774,032	4,336,182,649	1,656,191,106	1,640,227,311
(percent of GDP)	0.8	1.1	0.4	0.4
Nominal GDP	349,480,413,209	398,048,221,571	385,378,029,218	383,304,848,826
Non-Oil Nominal GDP	332,228,602,933	382,205,332,378	376,332,820,768	371,801,216,182

¹ Amortization in February 2020 includes a US\$523.05 million buyback of Eurobonds maturing 2023

² Outturn includes IMF RCF, the disbursement of last the tranche of IMF ECF, BoG asset purchase program, and Secondary Market Trade Program



APPENDIX 2B: ECONOMIC CLASSIFICATION OF CENTRAL GOV'T REVENUE - 2020

<i>In GH¢ unless otherwise stated</i>	2019 Prov. Outturn	2020 Budget	2020 Revised Budget	2020 Prov. Outturn
TAX REVENUE	42,774,600,946	49,247,704,677	42,331,692,489	44,447,772,184
TAXES ON INCOME & PROPERTY	22,683,103,950	26,603,389,006	23,768,768,489	23,728,561,925
Personal	7,313,111,080	8,312,379,196	8,651,430,000	7,507,056,657
Self Employed	421,057,510	481,385,401	360,920,000	394,236,073
Companies	10,567,406,385	11,169,949,780	11,113,290,000	11,425,718,580
Company Taxes on Oil	925,647,652	2,812,090,497	776,591,364	950,996,082
Others	3,455,881,324	3,827,584,132	2,866,537,124	3,450,554,533
Other Direct Taxes	2,594,490,038	2,851,243,568	2,256,407,124	2,781,848,708
o/w Royalties from Oil	1,251,724,946	1,449,853,568	838,537,124	1,091,972,325
o/w Mineral Royalties	1,056,656,418	1,052,210,000	1,003,630,000	1,376,224,251
National Fiscal Stabilisation Levy	340,050,176	420,110,000	296,010,000	483,421,861
Airport Tax	521,341,110	556,230,564	314,120,000	185,283,964
TAXES ON DOMESTIC GOODS AND SERVICES	17,151,664,590	19,102,341,082	15,901,650,000	17,792,087,110
Excises	3,919,202,990	4,488,873,266	3,838,180,000	4,403,837,729
Excise Duty	387,199,868	425,423,266	333,510,000	415,223,932
Petroleum Tax	3,532,003,122	4,063,450,000	3,504,670,000	3,988,613,797
o/w Energy Fund Levy	38,623,776	41,488,113	41,488,113	43,184,828
o/w Road Fund Levy	1,540,880,080	1,659,524,523	1,659,524,523	1,857,776,780
VAT	9,330,102,895	10,158,295,416	8,287,160,000	9,207,493,065
Domestic	5,208,723,933	6,022,089,316	5,043,350,000	5,301,523,347
External	4,121,378,962	4,136,206,100	3,243,810,000	3,905,969,718
National Health Insurance Levy (NHIL)	1,745,212,320	2,009,316,200	1,610,420,000	1,804,499,214
Customs Collection	714,714,969	806,913,900	619,250,000	744,446,168
Domestic Collection	1,030,497,351	1,202,402,300	991,170,000	1,060,053,046
GETFund Levy	1,744,809,504	2,009,316,200	1,630,090,000	1,816,821,794
Customs Collection		806,913,900	638,920,000	756,508,047
Domestic Collection		1,202,402,300	991,170,000	1,060,313,747
Communication Service Tax	412,336,881	436,540,000	535,800,000	559,435,308
				14,909,343,782
TAXES ON INTERNATIONAL TRADE	5,410,014,397	5,810,164,200	4,714,210,000	5,513,806,053
Imports	5,410,014,397	5,810,164,200	4,714,210,000	5,513,806,053
Import Duty	5,410,014,397	5,810,164,200	4,714,210,000	5,513,806,053
o/w EXIM	257,239,124	0	0	266,805,727
o/w AU Levy	69,597,761	0	0	75,231,842
Tax Refunds	-2,470,181,990	-2,268,189,611	-2,052,936,000	-2,586,682,904
	-2,584,044,620	-2,268,189,611	-2,052,936,000	-2,699,489,201
SOCIAL CONTRIBUTIONS	153,254,626	572,938,602	596,289,955	45,723,029
SSNIT Contribution to NHIL	153,254,626	572,938,602	596,289,955	45,723,029
NON-TAX REVENUE	7,567,576,168	13,134,343,440	6,735,564,078	6,667,315,198
Retention	3,952,691,556	4,990,171,580	2,858,988,827	4,003,177,460
Lodgement	3,614,884,612	8,144,171,860	3,876,575,251	2,664,137,738
Fees & Charges	622,984,267	1,087,864,465	437,267,769	565,074,867
Dividend/Interest & Profits (Others)	105,874,914	290,940,539	90,940,000	275,478,060
Dividend/Interest & Profits from Oil	2,691,135,522	4,661,185,033	2,204,345,313	1,695,839,415
Surface Rentals from Oil/PHF Interest	19,466,472	9,044,048	7,828,295	7,339,295
NLA & NCA (IITT Proceeds)			70,061,321	0
Licences	0	548,800,000	274,800,000	0
Luxury Vehicle Levy/Environmental Levy	60,775,439	0	0	0
Other income	0	1,372,000,000	686,000,000	0
Yield from Capping Policy	114,647,998	174,337,776	105,332,552	120,406,102
OTHER REVENUE	1,898,054,780	2,876,128,101	2,779,618,101	2,738,927,509
ESLA Proceeds	1,898,054,780	2,876,128,101	2,779,618,101	2,738,927,509
Energy Debt Recovery Levy	1,664,910,291	1,874,490,000	1,777,980,000	2,032,105,506
Public Lighting Levy	63,286,683	260,044,047	260,044,047	132,472,218
National Electrification Scheme Levy	44,481,833	168,263,369	168,263,369	91,668,377
Price Stabilisation & Recovery Levy	125,375,973	573,330,684	573,330,684	482,681,408
DOMESTIC REVENUE	52,393,486,520	65,831,114,820	52,443,164,623	53,899,737,919
GRANTS	986,123,576	1,240,045,088	1,223,336,466	1,228,697,406
Project Grants	986,123,576	1,139,097,622	719,336,466	1,228,697,406
Programme Grants	0	100,947,466	504,000,000	0
TOTAL REVENUE & GRANTS	53,379,610,097	67,071,159,908	53,666,501,089	55,128,435,325
Memorandum items				
Taxes on Income and Property (% of GDP)	6.5	6.7	6.2	6.2
Non-oil Taxes on Income and Property (% of non-oil)	6.2	5.8	5.9	5.8
Taxes on Goods and Services (% of GDP)	4.9	4.8	4.1	4.6
Taxes on International Trade (% of GDP)	1.5	1.5	1.2	1.4
Tax Revenue (% of GDP)	12.2	12.4	11.0	11.5
Non-Oil Tax Revenue (% of non-oil GDP)	12.2	11.8	10.8	11.4
Non-Oil Tax Revenue (% of GDP)	11.6	11.3	10.6	11.1
Non-Tax Revenue (% of GDP)	2.2	3.3	1.7	1.7
Domestic Revenue (% of GDP)	15.0	16.5	13.6	14.0
Non-Oil Domestic Revenue	14.3	14.9	12.9	13.3
Grants (% of GDP)	1.4	0.3	0.3	0.3
Total Revenue and Grants	15.3	16.9	13.9	14.3
Non-Oil Tax Revenue (Gross)	43,067,410,338.3	47,253,950,222.1	42,769,500,000.0	44,991,486,681.2
Non-Oil Tax Revenue (Net)	40,597,228,348	44,985,760,611	40,716,564,000	42,404,803,777
Non-oil Taxes on Income and Property	20,505,731,352	22,341,444,940	22,153,640,000	21,685,593,519
Import Exemptions	2,209,070,611	3,069,440,000	3,069,440,000	1,714,210,217
Benchmark Oil Revenue	3,948,248,616	6,194,546,642	2,365,987,295	2,625,839,012
Nominal GDP	349,480,413,209	398,048,221,571	385,378,029,218	383,304,848,826
Non-Oil Nominal GDP	332,228,602,933	382,205,332,378	376,332,820,768	371,801,216,182



APPENDIX 2C: ECONOMIC CLASSIFICATION OF CENTRAL GOV'T EXPENDITURE - 2020

<i>In GH¢ unless otherwise stated</i>	2019 Prov. Outturn	2020 Budget	2020 Revised Budget	2020 Prov. Outturn
II EXPENDITURE				
Compensation of Employees	22,219,027,550	26,565,153,899	27,061,783,898	28,268,934,890
Wages & Salaries	19,479,340,650	22,917,544,093	23,851,598,208	25,047,385,022
Social Contributions	2,739,686,900	3,647,609,805	3,210,185,690	3,221,549,868
Pensions	1,037,631,578	1,103,762,411	1,232,571,341	1,217,847,108
Gratuities	246,573,485	458,350,882	230,383,298	269,464,098
Social Security	1,455,481,837	2,085,496,512	1,747,231,051	1,734,238,662
Use of Goods and Services	6,169,604,335	8,330,827,244	7,743,573,689	7,388,307,519
o/w ABFA	573,765,918	1,300,854,795	496,857,332	643,410,279
Interest Payments	19,769,256,894	21,691,482,220	26,268,279,691	24,599,258,893
Domestic	15,209,469,023	16,557,622,240	21,134,419,711	18,352,064,726
External (Due)	4,559,787,871	5,133,859,980	5,133,859,980	6,247,194,167
Subsidies	124,235,839	229,332,274	229,332,274	168,119,488
Subsidies on Petroleum products	124,235,839	229,332,274	229,332,274	168,119,488
Grants to Other Government Units	11,423,598,231	15,635,154,175	11,805,140,463	11,881,955,124
National Health Fund (NHF)	1,316,888,851	2,191,615,926	1,929,290,502	1,123,583,401
Ghana Education Trust Fund	919,924,002	1,228,038,448	1,055,581,093	986,679,334
Road Fund	899,239,239	1,014,255,457	871,820,329	544,000,000
Energy Fund	15,874,726	25,356,386	21,795,508	196,523,514
Dist. Ass. Common Fund	1,606,107,942	2,312,706,550	1,874,464,189	2,184,134,753
Retention of Internally-generated funds (IGFs)	3,952,691,556	4,990,171,580	2,858,988,827	4,003,177,460
Transfer to the National Oil Company from Oil Revenue	939,725,975	1,673,161,548	1,438,194,137	1,120,308,104
Other Earmarked Funds	1,773,145,939	2,199,848,279	1,755,005,877	1,723,548,557
Youth Employment Agency	165,816,094	213,440,932	183,466,742	156,565,438
Student's Loan Trust	850,661	2,668,012	2,293,334	1,043,740
Ghana EXIM Bank Ltd	87,990,505	271,015,031	232,955,526	78,991,328
Ghana Airport Company Ltd.	521,341,110	556,230,564	314,120,000	185,283,964
Mineral Development Fund	89,335,884	128,616,326	110,554,325	95,183,079
GRA Retention	907,811,686	1,024,821,553	908,989,233	1,206,481,009
Plastic Waste Recycling Fund	0	3,055,862	2,626,717	0
Social Benefits	100,492,956	150,076,365	150,076,365	150,076,365
Lifeline Consumers of Electricity	100,492,956	150,076,365	150,076,365	150,076,365
Other Expenditure	1,898,054,780	2,646,795,827	13,712,285,827	11,860,904,772
ESLA Transfers	1,898,054,780	2,646,795,827	2,550,285,827	2,738,927,509
Covid-Related Expenditure	0	0	11,162,000,000	8,121,977,263
COVID-19 Alleviation Programme (1)	0	0	1,204,000,000	1,201,911,778
COVID-19 Alleviation Programme (2)	0	0	1,898,000,000	1,262,944,606
Provision of Health Infrastructure	0	0	600,000,000	600,000,000
COVID-19 Preparedness Plan (1)	0	0	580,000,000	549,250,675
COVID-19 Preparedness Plan (2)	0	0	762,000,000	360,968,630
Seed Fund For Capitalisation of Development Bank	0	0	580,000,000	280,190,000
Other Covid-related expense (Statutory Funds, EC, NIA, Security, Labour, Stimulus payment&Outstanding BTAs)	0	0	5,538,000,000	3,866,711,574
Financial Sector Cost	0	0	0	1,000,000,000
Capital Expenditure	6,151,838,213	9,260,040,870	9,326,671,261	12,082,873,131
Domestic financed	2,528,504,333	3,775,538,534	3,624,415,191	4,811,214,039
o/w ABFA	414,178,702	3,035,327,854	1,159,333,774	2,127,713,036
Foreign financed	3,623,333,880	5,484,502,336	5,702,256,070	7,271,659,092
TOTAL EXPENDITURE	67,856,108,798	84,508,862,873	96,297,143,468	96,400,430,182
APPROPRIATION	79,828,793,872	98,036,692,358	109,933,169,924	111,910,552,204
Total Expenditure	67,856,108,798	84,508,862,873	96,297,143,468	96,400,430,182
Arrears Clearance (net change)	730,000,000	1,443,227,466	1,443,227,466	1,443,227,466
Amortisation	11,242,685,074	12,084,602,019	12,192,798,990	14,066,894,556
Memorandum items:				
Compensation of Employees	6.4	6.7	7.0	7.3
Wage and Salaries	5.6	5.8	6.2	6.5
Wage and Salaries (% of Tax Revenue)	45.5	46.5	56.3	56.4
Goods and Services	1.8	2.1	2.0	1.9
Interest Payments	5.7	5.4	6.8	6.4
Interest Payments (% of non-oil Tax Revenue)	48.7	48.2	64.5	58.0
Subsidies	0.0	0.1	0.1	0.0
Recurrent Expenditure	15.9	16.8	20.7	20.1
Capital Expenditure	1.8	2.3	2.4	3.1
Total Capital Expenditure (including those under Grants to other Govt)	3.0	3.9	3.8	4.4
Total Expenditure	19.4	21.2	25.0	25.0
Total Capital Exp (incl those under Grants to other Govt)	9,656,535,721	14,262,855,581	13,536,155,467	16,108,189,696
Annual Budget Funding Amount (ABFA)	2,763,774,032	4,336,182,649	1,656,191,106	2,771,123,315
Benchmark Oil Revenue	3,948,248,616	6,194,546,642	2,365,987,295	2,625,839,012
Nominal GDP	349,480,413,209	398,048,221,571	385,378,029,218	383,304,848,826
Non-Oil Nominal GDP	332,228,602,933	382,205,332,378	376,332,820,768	371,801,216,182



APPENDIX 3A: SUMMARY OF CENTRAL GOVERNMENT OPERATIONS - 2021

<i>In GH¢ unless otherwise stated</i>	2021 Budget	2022 Indicative	2023 Indicative	2024 Indicative
I. REVENUES				
Total Revenue & Grants	72,452,312,994	81,650,267,550	92,172,844,404	103,751,773,640
(per cent of GDP)	16.7	16.7	16.8	16.9
Domestic Revenue	70,987,176,840	81,050,374,554	91,825,293,302	103,597,211,310
Tax Revenue	55,834,841,211	64,002,678,335	73,042,245,950	82,512,627,166
Taxes on Income and Property	29,932,715,411	34,574,562,385	39,961,064,920	46,863,011,883
Company Taxes	14,734,560,000	16,990,440,000	19,509,700,000	22,620,190,000
Company Taxes on Oil	971,004,440	1,312,896,859	1,510,785,876	2,356,774,053
Other Direct Taxes	14,227,150,971	16,271,225,526	18,940,579,043	21,886,047,829
Taxes on Domestic Goods and Services	22,711,940,000	25,516,490,000	28,855,280,000	31,914,120,000
Excises	5,338,390,000	5,736,350,000	6,137,680,000	6,698,270,000
VAT	11,114,380,000	12,285,930,000	14,239,850,000	16,415,790,000
National Health Insurance Levy (NHIL)	2,373,880,000	2,720,480,000	2,968,570,000	2,982,870,000
GETFund Levy	2,388,550,000	2,737,240,000	2,987,550,000	3,004,190,000
Communication Service Tax	607,670,000	836,490,000	1,071,630,000	1,113,000,000
Covid-19 Health Levy	889,070,000	1,200,000,000	1,450,000,000	1,700,000,000
International Trade Taxes	6,613,520,000	7,143,230,000	7,921,930,000	8,750,370,000
Import Duties	6,613,520,000	7,143,230,000	7,921,930,000	8,750,370,000
Tax Refunds	-3,423,334,200	-3,231,604,050	-3,696,028,970	-5,014,874,717
Social Contributions	644,970,164	722,366,584	758,484,913	849,503,103
SSNIT Contribution to NHIL	644,970,164	722,366,584	758,484,913	849,503,103
Non-tax revenue	10,302,234,723	11,345,517,798	12,230,591,523	13,899,922,492
Other Revenue	4,205,130,742	4,979,811,837	5,793,970,916	6,335,158,549
Grants	1,465,136,154	599,892,997	347,551,103	154,562,330
Project Grants	1,465,136,154	599,892,997	347,551,103	154,562,330
Programme Grants	0	0	0	0
II. EXPENDITURE	113,750,226,597	118,264,828,676	122,582,512,287	131,290,019,648
Total Expenditure	110,050,226,597	116,764,828,676	121,582,512,287	129,290,019,648
(percent of GDP)	25.4	23.9	22.2	21.0
Compensation of Employees	30,313,597,722	33,951,229,449	35,648,790,922	39,926,645,832
Wages & Salaries	25,798,806,572	28,894,663,361	30,339,396,529	33,980,124,113
(percent of GDP)	5.9	5.9	5.5	5.5
Social Contributions	4,514,791,150	5,056,566,088	5,309,394,393	5,946,521,720
Use of Goods and Services	5,966,791,693 ^{8.3}	7,160,150,031	7,374,954,532	9,218,693,165
Interest Payments	35,863,814,494	37,625,441,151	37,813,665,003	38,578,530,100
Domestic	28,368,065,813	30,396,472,955	30,949,570,816	31,012,977,758
External	7,495,748,681	7,228,968,196	6,864,094,186	7,565,552,342
Subsidies	247,678,856	267,493,164	288,892,617	309,235,307
Grants to Other Government Units	18,081,390,564	20,543,478,092	23,170,060,102	25,419,733,475
Social Benefits	165,084,002	280,642,803	289,062,087	317,968,295
Other Expenditure	7,884,158,132	5,218,983,833	4,976,142,908	4,096,723,242
ESLA Transfers	2,979,531,071	3,312,318,673	3,685,078,299	4,096,723,242
Covid-19 Related Expenditures	4,509,627,061	1,906,665,160	1,291,064,609	0
Capital Expenditure	11,527,711,135	11,717,410,153	12,020,944,116	11,258,240,398
Domestic Financed	3,415,317,127	4,137,896,409	4,344,791,229	4,996,509,914
Foreign Financed	8,112,394,008	7,579,513,744	7,676,152,887	6,261,730,484
Overall Balance (Commitment)	-37,597,913,603	-35,114,561,125	-29,409,667,883	-25,538,246,008
(percent of GDP)	-8.7	-7.2	-5.4	-4.2
Arrears clearance (net change)	-3,700,000,000	-1,500,000,000	-1,000,000,000	-2,000,000,000
Overall Balance (Cash)	-41,297,913,603	-36,614,561,125	-30,409,667,883	-27,538,246,008
(percent of GDP)	-9.5	-7.5	-5.5	-4.5
Discrepancy	0	0	0	0
Overall balance (incl. Divestiture and Discrepancy)	-41,297,913,603	-36,614,561,125	-30,409,667,883	-27,538,246,008



APPENDIX 3A: SUMMARY OF CENTRAL GOVERNMENT OPERATIONS - 2021

<i>In GH¢ unless otherwise stated</i>	2021 Budget	2022 Indicative	2023 Indicative	2024 Indicative
Financing	41,297,913,603	36,614,561,125	30,409,667,883	27,538,246,008
Foreign (net)	15,874,311,384	14,966,670,041	11,739,077,064	10,971,188,782
Borrowing	31,156,888,988	27,009,693,516	21,672,452,249	21,519,848,593
Project Loans	6,647,257,855	6,979,620,747	7,328,601,785	6,107,168,154
Sovereign Bond	24,509,631,133	20,030,072,769	14,343,850,465	15,412,680,439
Amortisation (due)	-15,282,577,604	-12,043,023,475	-9,933,375,185	-10,548,659,812
Domestic (net)	41,850,022,247	29,636,846,369	27,212,853,876	26,210,497,792
Banking	22,931,009,279	14,583,160,688	13,047,584,165	12,431,493,617
Bank of Ghana	0	0	0	0
o/w Transfer to GIFF Energy Fund	6,127,407,783	0	0	0
Comm. Banks	22,931,009,279	14,583,160,688	13,047,584,165	12,431,493,617
Non-banks	18,143,482,569	14,135,100,628	13,206,033,233	12,423,033,932
Other Domestic	775,530,399	918,585,053	959,236,478	1,355,970,242
o/w from Ghana Stabilisation & Heritage Funds	775,530,399	918,585,053	959,236,478	1,355,970,242
Ghana Petroleum Funds	-332,370,171	-393,679,309	-411,101,348	-581,130,104
Transfer to Ghana Petroleum Funds	-1,107,900,570	-1,312,264,362	-1,370,337,825	-1,937,100,346
o/w Stabilisation Fund	-775,530,399	-918,585,053	-959,236,478	-1,355,970,242
o/w Heritage Fund	-332,370,171	-393,679,309	-411,101,348	-581,130,104
Net Transfer from Ghana Stabilisation & Herita	775,530,399	918,585,053	959,236,478	1,355,970,242
Sinking Fund	-16,094,049,857	-7,595,275,976	-8,131,161,710	-9,062,310,462
Contingency Fund	0	0	0	0
Memorandum items				
Domestic Revenue	70,987,176,840	81,050,374,554	91,825,293,302	103,597,211,310
(percent of GDP)	16.4	16.6	16.7	16.9
Domestic expenditure	66,074,018,095	71,559,873,781	76,092,694,398	84,449,759,064
(percent of GDP)	15.2	14.6	13.9	13.7
Domestic Primary Balance	4,913,158,746	9,490,500,773	15,732,598,904	19,147,452,247
(percent of GDP)	1.1	1.9	2.9	3.1
Primary Balance	-5,434,099,109	1,010,880,026	7,403,997,119	11,040,284,093
(percent of GDP)	-1.3	0.2	1.3	1.8
Non-oil Primary Balance	-10,861,157,948	-4,967,132,463	1,147,900,314	2,582,380,539
(percent of GDP)	-2.6	-1.0	0.2	0.4
Overall Balance (cash, discrepancy)	-41,297,913,603	-36,614,561,125	-30,409,667,883	-27,538,246,008
(percent of GDP)	-9.5	-7.5	-5.5	-4.5
Overall Balance (cash, discrepancy, incl. financial sector clean-up cost)	-46,797,913,603	-36,614,561,125	-30,409,667,883	-27,538,246,008
(percent of GDP)	-10.8	-7.5	-5.5	-4.5
Oil Revenue	5,427,058,839	5,978,012,489	6,256,096,805	8,457,903,554
(percent of GDP)	1.3	1.2	1.1	1.4
Non-Oil Revenue and Grants	67,025,254,156	75,672,255,061	85,916,747,599	95,293,870,087
(percent of GDP)	15.5	15.5	15.7	15.5
Benchmark Oil Revenue	3,693,001,900	4,374,214,539	4,567,792,750	6,457,001,155
(percent of GDP)	0.9	0.9	0.8	1.1
Annual Budget Funding Amount (ABFA)	2,585,101,330	3,061,950,177	3,197,454,925	4,519,900,808
(percent of GDP)	0.6	0.6	0.6	0.7
Nominal GDP	433,685,656,912	488,509,769,080	548,566,246,451	614,680,274,074
Non-Oil Nominal GDP	423,080,790,650	475,927,272,722	530,205,875,152	591,869,475,260



APPENDIX 3B: ECONOMIC CLASSIFICATION OF CENTRAL GOV'T REVENUE - 2021

<i>In GH¢ unless otherwise stated</i>	2021 Budget	2022 Indicative	2023 Indicative	2024 Indicative
NON-OIL TAX REVENUE	53,632,235,800	61,400,476,950	70,224,550,430	78,566,370,563
TAX REVENUE	55,834,841,211	64,002,678,335	73,042,245,950	82,512,627,166
TAXES ON INCOME & PROPERTY	29,932,715,411	34,574,562,385	39,961,064,920	46,863,011,883
Personal	9,114,860,000	10,123,250,000	11,757,670,000	13,719,520,000
Self Employed	626,520,000	894,760,000	997,050,000	1,000,190,000
Companies	14,734,560,000	16,990,440,000	19,509,700,000	22,620,190,000
Company Taxes on Oil	971,004,440	1,312,896,859	1,510,785,876	2,356,774,053
Others	4,485,770,971	5,253,215,526	6,185,859,043	7,166,337,829
Other Direct Taxes	3,339,510,971	3,625,074,526	4,003,269,643	4,781,102,549
o/w Royalties from Oil	1,231,600,971	1,289,304,526	1,306,909,643	1,589,482,549
o/w Mineral Royalties	1,732,910,000	2,027,580,000	2,353,180,000	2,811,980,000
National Fiscal Stabilisation Levy	728,390,000	993,110,000	1,260,790,000	1,327,660,000
Finsec clean-up Levy	219,090,000	416,271,000	582,779,400	699,335,280
Airport Tax	198,780,000	218,760,000	339,020,000	358,240,000
TAXES ON DOMESTIC GOODS AND SERVICES	22,711,940,000	25,516,490,000	28,855,280,000	31,914,120,000
Excises	5,338,390,000	5,736,350,000	6,137,680,000	6,698,270,000
Excise Duty	696,720,000	870,230,000	1,100,000,000	1,136,460,000
Petroleum Tax	4,641,670,000	4,866,120,000	5,037,680,000	5,561,810,000
o/w Energy Fund levy	49,346,070	55,761,074	63,010,070	71,201,149
o/w Road Fund levy	1,973,033,928	2,229,528,928	2,519,369,928	2,846,878,848
VAT	11,114,380,000	12,285,930,000	14,239,850,000	16,415,790,000
Domestic	6,653,760,000	7,531,500,000	8,856,560,000	10,268,030,000
External	4,460,620,000	4,754,430,000	5,383,290,000	6,147,760,000
National Health Insurance Levy (NHIL)	2,373,880,000	2,720,480,000	2,968,570,000	2,982,870,000
Customs Collection	980,310,000	1,191,680,000	1,409,620,000	1,234,240,000
Domestic Collection	1,393,570,000	1,528,800,000	1,558,950,000	1,748,630,000
GETFund Levy	2,388,550,000	2,737,240,000	2,987,550,000	3,004,190,000
Customs Collection	994,980,000	1,208,440,000	1,428,600,000	1,255,560,000
Domestic Collection	1,393,570,000	1,528,800,000	1,558,950,000	1,748,630,000
Communication Service Tax	607,670,000	836,490,000	1,071,630,000	1,113,000,000
Covid-19 Health Levy	889,070,000	1,200,000,000	1,450,000,000	1,700,000,000
TAXES ON INTERNATIONAL TRADE	6,613,520,000	7,143,230,000	7,921,930,000	8,750,370,000
Imports	6,613,520,000	7,143,230,000	7,921,930,000	8,750,370,000
Import Duty	6,613,520,000	7,143,230,000	7,921,930,000	8,750,370,000
Tax Refunds	-3,423,334,200	-3,231,604,050	-3,696,028,970	-5,014,874,717
Tax Refunds	-3,423,334,200	-3,231,604,050	-3,696,028,970	-5,014,874,717
SOCIAL CONTRIBUTIONS	644,970,164	722,366,584	758,484,913	849,503,103
SSNIT Contribution to NHIL	644,970,164	722,366,584	758,484,913	849,503,103
NON-TAX REVENUE	10,302,234,723	11,345,517,798	12,230,591,523	13,899,922,492
Retention	5,893,772,350	6,675,769,119	7,415,810,332	7,684,817,869
Lodgement	4,408,462,373	4,669,748,680	4,814,781,191	6,215,104,623
Fees & Charges	883,559,686	953,422,656	978,765,808	1,206,082,164
Dividend/Interest & Profits (Others)	100,034,593	110,038,052	121,041,857	133,146,043
Dividend/Interest & Profits from Oil	3,216,308,350	3,366,711,202	3,427,377,777	4,497,509,407
Surface Rentals from Oil/PHF Interest	8,145,078	9,099,903	11,023,508	14,137,544
Yield from Capping Policy	200,414,667	230,476,867	276,572,241	364,229,465
OTHER REVENUE	4,205,130,742	4,979,811,837	5,793,970,916	6,335,158,549
ESLA Proceeds	3,227,209,926	3,579,811,837	3,973,970,916	4,405,958,549
Energy Debt Recovery Levy	2,158,290,000	2,438,870,000	2,755,920,000	3,114,190,000
Public Lighting Levy	273,046,250	286,698,562	301,033,490	314,913,341
National Electrification Scheme Levy	176,676,538	185,510,365	194,785,883	203,766,940
Price Stabilisation & Recovery Levy	619,197,139	668,732,910	722,231,543	773,088,268
Delta Fund	666,256,700	800,000,000	1,040,000,000	1,102,400,000
Pollution and Sanitation Levy	311,664,116	600,000,000	780,000,000	826,800,000
DOMESTIC REVENUE	70,987,176,840	81,050,374,554	91,825,293,302	103,597,211,310
GRANTS	1,465,136,154	599,892,997	347,551,103	154,562,330
Project Grants	1,465,136,154	599,892,997	347,551,103	154,562,330
TOTAL REVENUE & GRANTS	72,452,312,994	81,650,267,550	92,172,844,404	103,751,773,640
Memorandum items				
Taxes on Income and Property (% of GDP)	6.9	7.1	7.3	7.6
Non-oil Taxes on Income and Property (% of GDP)	6.6	6.7	7.0	7.3
Taxes on Goods and Services (% of GDP)	5.2	5.2	5.3	5.2
Taxes on International Trade (% of GDP)	1.5	1.5	1.4	1.4
Tax Revenue (% of GDP)	12.9	13.1	13.3	13.4
Non-Oil Tax Revenue (% of non-oil GDP)	12.7	12.9	13.2	13.3
Non-Oil Tax Revenue (% GDP)	12.4	12.6	12.8	12.8
Non-Tax Revenue (% of GDP)	2.4	2.3	2.2	2.3
Domestic Revenue (% of GDP)	16.4	16.6	16.7	16.9
Non-Oil Domestic Revenue	15.5	15.8	16.1	16.1
Grants (% of GDP)	0.3	0.1	0.1	0.0
Total Revenue and Grants	16.7	16.7	16.8	16.9
Non-Oil Tax Revenue (Gross)	57,055,570,000	64,632,081,000	73,920,579,400	83,581,245,280
Non-Oil Tax Revenue (Net)	53,632,235,800	61,400,476,950	70,224,550,430	78,566,370,563
Non-oil Taxes on Income and Property	27,730,110,000	31,972,361,000	37,143,369,400	42,916,755,280
Import Exemptions	4,011,430,006	4,011,430,006	4,011,430,006	4,011,430,006
Benchmark Oil Revenue	3,693,001,900	4,374,214,539	4,567,792,750	6,457,001,155
Nominal GDP	433,685,656,912	488,509,769,080	548,566,246,451	614,680,274,074
Non-Oil Nominal GDP	423,080,790,650	475,927,272,722	530,205,875,152	591,869,475,260



APPENDIX 3C: ECONOMIC CLASSIFICATION OF CENTRAL GOV'T EXPENDITURE - 2021

<i>In GH¢ unless otherwise stated</i>	2021 Budget	2022 Indicative	2023 Indicative	2024 Indicative
II EXPENDITURE				
Compensation of Employees	30,313,597,722	33,951,229,449	35,648,790,922	39,926,645,832
Wages & Salaries	25,798,806,572.3	28,894,663,361	30,339,396,529	33,980,124,113
Social Contributions	4,514,791,150	5,056,566,088	5,309,394,393	5,946,521,720
Pensions	1,651,123,621	1,849,258,455	1,941,721,378	2,174,727,943
Gratuities	515,976,131	577,893,267	606,787,931	679,602,482
Social Security	2,347,691,398	2,629,414,366	2,760,885,084	3,092,191,294
Use of Goods and Services	5,966,791,693	7,160,150,031	7,374,954,532	9,218,693,165
o/w ABFA	775,530,399	918,585,053	959,236,478	1,355,970,242
Interest Payments	35,863,814,494	37,625,441,151	37,813,665,003	38,578,530,100
Domestic	28,368,065,813	30,396,472,955	30,949,570,816	31,012,977,758
External (Due)	7,495,748,681	7,228,968,196	6,864,094,186	7,565,552,342
Subsidies	247,678,856	267,493,164	288,892,617	309,235,307
Subsidies on Petroleum products	247,678,856	267,493,164	288,892,617	309,235,307
Grants to Other Government Units	18,081,390,564	20,543,478,092	23,170,060,102	25,526,170,890
National Health Fund (NHF)	1,903,907,554	2,195,387,602	2,413,142,411	2,463,911,863
Education Trust Fund	1,442,796,479	1,680,585,353	1,869,592,403	1,958,855,242
Road Fund	1,191,805,239	1,368,865,593	1,576,607,882	1,856,281,911
Petroleum Related Funds	29,807,346	34,235,670	39,431,356	46,426,073
Dist. Ass. Common Fund	2,402,331,910	2,745,625,060	3,129,574,077	3,593,096,156
o/w ABFA Capex	129,255,066	153,097,509	159,872,746	225,995,040
Ghana Infrastructure Fund (ABFA Capex)	361,914,186	428,673,025	447,643,690	632,786,113
Retention of Internally-generated funds (IGFs)	5,893,772,350	6,675,769,119	7,415,810,332	7,684,817,869
Transfer to the National Oil Company from Oil Revenue	1,047,451,904	984,685,064	1,056,531,417	1,304,670,528
Other Earmarked Funds	3,807,603,596	4,429,651,607	5,221,726,535	5,985,325,133
Youth Employment Agency	341,770,747	475,446,246	616,698,106	658,033,022
Student's Loan Trust	3,670,612	5,135,804	6,706,202	7,257,217
Export Development Levy	192,186,389	224,643,816	260,097,879	304,738,368
Ghana Airport Authority	198,780,000	218,760,000	339,020,000	358,240,000
Mineral Development Fund	209,351,820	248,974,971	294,521,427	366,705,286
Mineral Income Investment Fund	1,386,328,000	1,622,064,000	1,882,544,000	2,249,584,000
GRA Retention	1,471,891,745	1,630,942,945	1,818,384,154	2,036,854,994
Plastic Waste Recycling Fund	3,624,282	3,683,825	3,754,767	3,912,246
Social Benefits	165,084,002	280,642,803	289,062,087	375,780,713
Lifeline Consumers of Electricity	165,084,002	280,642,803	289,062,087	375,780,713
Other Expenditure	7,884,158,132	5,218,983,833	4,976,142,908	4,096,723,242
ESLA Transfers	2,979,531,071	3,312,318,673	3,685,078,299	4,096,723,242
Covid-19 Related Expenditures	4,509,627,061	1,906,665,160	1,291,064,609	0
COVID-19 Alleviation Programme (Water & Electricity)	200,000,000			
Provision of Health Infrastructure	1,476,308,149	906,665,160	291,064,609	0
National COVID-19 Response	597,651,913	0	0	0
Seed Fund For Capitalisation of Development Bank	306,370,389	0	0	0
Economic Revitalization payment	1,000,000,000	1,000,000,000	1,000,000,000	0
Covid-19 Vaccines (Operational & Procurement)	929,296,610			
Capital Expenditure	11,527,711,135	11,717,410,153	12,020,944,116	11,258,240,398
Domestic financed	3,415,317,127	4,137,896,409	4,344,791,229	4,996,509,914
o/w MDAs ABFA Capex	1,318,401,678	1,561,594,590	1,630,702,012	2,305,149,412
Foreign financed	8,112,394,008	7,579,513,744	7,676,152,887	6,261,730,484
TOTAL EXPENDITURE	110,050,226,597	116,764,828,676	121,582,512,287	129,290,019,648
APPROPRIATION	129,032,804,201	130,307,852,151	132,515,887,472	141,838,679,459
Total Expenditure	110,050,226,597	116,764,828,676	121,582,512,287	129,290,019,648
Arrears Clearance (net change)	3,700,000,000	1,500,000,000	1,000,000,000	2,000,000,000
Amortisation	15,282,577,604	12,043,023,475	9,933,375,185	10,548,659,812
<i>Memorandum items:</i>				
Compensation of Employees	7.0	6.9	6.5	6.5
Wage and Salaries	5.9	5.9	5.5	5.5
Wage and Salaries (% of Tax Revenue)	46.2	45.1	41.5	41.2
Goods and Services	1.4	1.5	1.3	1.5
Interest Payments	8.3	7.7	6.9	6.3
Subsidies	0.1	0.1	0.1	0.1
Recurrent Expenditure	20.4	19.1	17.5	16.7
Capital Expenditure	2.6	2.4	2.2	1.8
Total Capital Expenditure (including those under Grants to other Govt)	4.1	3.9	3.7	3.4
Total Expenditure	25.4	23.9	22.2	21.0
Total Covid-19 Related Expenditure	5,469,193,160	2,335,338,184.6	1,738,708,298.9	632,786,113.1
Total Capital Exp (incl those under Grants to other Govt)	16,603,596,786	17,511,545,964	18,516,448,776	18,771,933,217
ABFA Capex	1,809,570,931	2,143,365,124	2,238,218,448	3,163,930,566
Annual Budget Funding Amount (ABFA)	2,585,101,330	3,061,950,177	3,197,454,925	4,519,900,808
Benchmark Oil Revenue	3,693,001,900	4,374,214,539	4,567,792,750	6,457,001,155
Nominal GDP	433,685,656,912	488,509,769,080	548,566,246,451	614,680,274,074
Non-Oil Nominal GDP	423,080,790,650	475,927,272,722	530,205,875,152	591,869,475,260



APPENDIX 4A: MDA EXPENDITURE ALLOCATION (GH¢) – 2021

Sn.	Ministries / Departments & Agencies	Compensation of Employees			Goods and Services		
		Wages & Salaries GoG	Social Contributions GoG	Sub-Total	GoG	ABFA	Sub-Total
	Administration	3,241,777,336	-	3,241,777,336	1,453,309,189	2,350,375	1,455,659,564
1	Office of Government Machinery	823,880,668	-	823,880,668	975,128,543	-	975,128,543
	o/w OGM Hqtrs and Agencies	140,109,555	-	140,109,555	352,731,854	-	352,731,854
	o/w Public Enterprises	-	-	-	529,564	-	529,564
	o/w Scholarship	-	-	-	200,000,000	-	200,000,000
	o/w Micro Finance and Small Loans Centre	-	-	-	48,000,000	-	48,000,000
	o/w Nation Builders Corps	672,000,000	-	672,000,000	-	-	-
	o/w National Identification Authority	-	-	-	200,000,000	-	200,000,000
	o/w Monitoring and Evaluation	1,000,687	-	1,000,687	2,390,496	-	2,390,496
	o/w Zongo Development Fund	3,886,439	-	3,886,439	79,200,000	-	79,200,000
	o/w Special Development Initiatives	6,883,987	-	6,883,987	92,276,629	-	92,276,629
2	Office of the Head of Civil Service	21,357,785	-	21,357,785	7,490,935	-	7,490,935
	o/w OHCS Hqtrs and Agencies	-	-	-	3,490,935	-	3,490,935
	o/w Promotion/ Recruitment/ Training	-	-	-	4,000,000	-	4,000,000
3	Parliament of Ghana	201,112,086	-	201,112,086	205,027,688	-	205,027,688
4	Audit Service	356,298,651	-	356,298,651	51,750,000	-	51,750,000
5	Public Services Commission	4,350,733	-	4,350,733	4,036,606	-	4,036,606
6	Electoral Commission	48,267,770	-	48,267,770	82,000,000	-	82,000,000
7	Ministry of Foreign Affairs and Regional Integration	420,348,055	-	420,348,055	12,704,481	-	12,704,481
8	Ministry of Finance	390,610,692	-	390,610,692	36,234,558	2,350,375	38,584,933
	o/w MoF Hqtrs and Agencies	388,715,431	-	388,715,431	28,343,621	-	28,343,621
	o/w Ghana Asset Management Company	-	-	-	2,375,000	-	2,375,000
	o/w Venture Capital	-	-	-	4,500,000	-	4,500,000
	o/w Housing and Mortgage Financing	-	-	-	-	-	-
	o/w Public Interest and Accountability Committee	-	-	-	-	2,350,375	2,350,375
	o/w Planning	1,895,260	-	1,895,260	1,015,937	-	1,015,937
9	Ministry of Local Government, Decentralisation and Rural Development	871,065,134	-	871,065,134	52,966,351	-	52,966,351
	o/w MLGRD Hqtrs and Agencies	50,345,971	-	50,345,971	8,500,689	-	8,500,689
	o/w Local Government Service (incl. RCCs and MMDAs)	819,654,029	-	819,654,029	32,145,662	-	32,145,662
	o/w Regional Reorganisation and Development	1,065,134	-	1,065,134	12,320,000	-	12,320,000
10	National Media Commission	4,175,410	-	4,175,410	2,683,699	-	2,683,699
11	National Development Planning Commission	5,793,051	-	5,793,051	6,605,718	-	6,605,718
12	Ministry of Information	83,084,667	-	83,084,667	9,068,694	-	9,068,694
	o/w Mol Hqtrs and Agencies	83,084,667	-	83,084,667	5,068,694	-	5,068,694
	o/w Government Communication	-	-	-	4,000,000	-	4,000,000
13	Right to Information Commission	8,500,000	-	8,500,000	5,000,000	-	5,000,000
14	Ministry of Parliamentary Affairs	2,932,635	-	2,932,635	2,611,917	-	2,611,917



APPENDIX 4A: MDA EXPENDITURE ALLOCATION (GH¢) – 2021

Sn.	Ministries / Departments & Agencies	Capital Expenditure			Other Government Obligations (OGO)	MDAs Total GoG & OGO
		GoG	ABFA	Sub-Total		
	Administration	1,050,104,932	295,902,164	1,346,007,097	-	6,043,443,997
1	Office of Government Machinery	519,146,909	275,882,164	795,029,074	-	2,594,038,284
	<i>o/w OGM Hqtrs and Agencies</i>	35,002,947	-	35,002,947	-	527,844,356
	<i>o/w Public Enterprises</i>	250,000	-	250,000	-	779,564
	<i>o/w Scholarship</i>	-	-	-	-	200,000,000
	<i>o/w Micro Finance and Small Loans Centre</i>	-	-	-	-	48,000,000
	<i>o/w Nation Builders Corps</i>	-	-	-	-	672,000,000
	<i>o/w National Identification Authority</i>	-	-	-	-	200,000,000
	<i>o/w Monitoring and Evaluation</i>	-	-	-	-	3,391,183
	<i>o/w Zongo Development Fund</i>	-	-	-	-	83,086,439
	<i>o/w Special Development Initiatives</i>	483,893,962	275,882,164	759,776,127	-	858,936,743
2	Office of the Head of Civil Service	1,150,000	-	1,150,000	-	29,998,720
	<i>o/w OHCS Hqtrs and Agencies</i>	1,150,000	-	1,150,000	-	4,640,935
	<i>o/w Promotion/ Recruitment/ Training</i>	-	-	-	-	4,000,000
3	Parliament of Ghana	117,500,000	-	117,500,000	-	523,639,774
4	Audit Service	17,250,000	-	17,250,000	-	425,298,651
5	Public Services Commission	4,092,500	-	4,092,500	-	12,479,838
6	Electoral Commission	27,903,023	-	27,903,023	-	158,170,793
7	Ministry of Foreign Affairs and Regional Integration	5,000,000	-	5,000,000	-	438,052,536
8	Ministry of Finance	106,900,000	20,000	106,920,000	-	536,115,625
	<i>o/w MoF Hqtrs and Agencies</i>	6,900,000	-	6,900,000	-	423,959,052
	<i>o/w Ghana Asset Management Company</i>	-	-	-	-	2,375,000
	<i>o/w Venture Capital</i>	-	-	-	-	4,500,000
	<i>o/w Housing and Mortgage Financing</i>	100,000,000	-	100,000,000	-	100,000,000
	<i>o/w Public Interest and Accountability Committee</i>	-	20,000	20,000	-	2,370,375
	<i>o/w Planning</i>	-	-	-	-	2,911,197
9	Ministry of Local Government, Decentralisation and Rural Development	228,970,000	20,000,000	248,970,000	-	1,173,001,485
	<i>o/w MLGRD Hqtrs and Agencies</i>	2,760,000	-	2,760,000	-	61,606,661
	<i>o/w Local Government Service (incl. RCCs and MMDAs)</i>	6,210,000	-	6,210,000	-	858,009,691
	<i>o/w Regional Reorganisation and Development</i>	220,000,000	20,000,000	240,000,000	-	253,385,134
10	National Media Commission	-	-	-	-	6,859,109
11	National Development Planning Commission	2,092,500	-	2,092,500	-	14,491,269
12	Ministry of Information	10,000,000	-	10,000,000	-	102,153,361
	<i>o/w Mol Hqtrs and Agencies</i>	10,000,000	-	10,000,000	-	98,153,361
	<i>o/w Government Communication</i>	-	-	-	-	4,000,000
13	Right to Information Commission	500,000	-	500,000	-	14,000,000
14	Ministry of Parliamentary Affairs	9,600,000	-	9,600,000	-	15,144,552



APPENDIX 4A: MDA EXPENDITURE ALLOCATION (GH¢) – 2021

Sn.	Ministries / Departments & Agencies	Retained IGF				Dev't Partner Funds			MDAs Total (DP & IGF)	Grand Total
		Wages & Salaries	Goods & Services	CAPEX	Sub-Total	Goods & Services	CAPEX	Sub-Total		
	Administration	36,065,258	136,276,994	24,467,666	196,809,918	896,039,631	459,261,322	1,355,300,953	1,552,110,871	7,595,554,868
1	Office of Government Machinery	15,672,306	27,775,962	340,702	43,788,970	39,290,031	-	39,290,031	83,079,000	2,677,117,284
	o/w OGM Hqtrs and Agencies	15,672,306	27,775,962	340,702	43,788,970	39,290,031	-	39,290,031	83,079,000	610,923,356
	o/w Public Enterprises	-	-	-	-	-	-	-	-	779,564
	o/w Scholarship	-	-	-	-	-	-	-	-	200,000,000
	o/w Micro Finance and Small Loans Centre	-	-	-	-	-	-	-	-	48,000,000
	o/w Nation Builders Corps	-	-	-	-	-	-	-	-	672,000,000
	o/w National Identification Authority	-	-	-	-	-	-	-	-	200,000,000
	o/w Monitoring and Evaluation	-	-	-	-	-	-	-	-	3,391,183
	o/w Zongo Development Fund	-	-	-	-	-	-	-	-	83,086,439
	o/w Special Development Initiatives	-	-	-	-	-	-	-	-	858,936,743
2	Office of the Head of Civil Service	-	2,418,745	756,373	3,175,118	-	-	-	3,175,118	33,173,838
	o/w OHCS Hqtrs and Agencies	-	2,418,745	756,373	3,175,118	-	-	-	3,175,118	7,816,053
	o/w Promotion/ Recruitment/ Training	-	-	-	-	-	-	-	-	4,000,000
3	Parliament of Ghana	-	-	-	-	-	-	-	-	523,639,774
4	Audit Service	-	-	-	-	34,195,253	22,173,569	56,368,822	56,368,822	481,667,473
5	Public Services Commission	-	-	-	-	-	-	-	-	12,479,838
6	Electoral Commission	-	-	-	-	7,744,255	-	7,744,255	7,744,255	165,915,048
7	Ministry of Foreign Affairs and Regional Integration	-	22,866,762	9,212,568	32,079,330	818,288	26,086,898	26,905,186	58,984,516	497,037,051
8	Ministry of Finance	20,392,952	59,988,280	13,562,452	93,943,684	764,934,241	33,737,348	798,671,589	892,615,273	1,428,730,897
	o/w MoF Hqtrs and Agencies	20,392,952	59,988,280	13,562,452	93,943,684	764,934,241	33,737,348	798,671,589	892,615,273	1,316,574,325
	o/w Ghana Asset Management Company	-	-	-	-	-	-	-	-	2,375,000
	o/w Venture Capital	-	-	-	-	-	-	-	-	4,500,000
	o/w Housing and Mortgage Financing	-	-	-	-	-	-	-	-	100,000,000
	o/w Public Interest and Accountability Committee	-	-	-	-	-	-	-	-	2,370,375
	o/w Planning	-	-	-	-	-	-	-	-	2,911,197
9	Ministry of Local Government, Decentralisation and Rural Development	-	-	-	-	49,057,564	377,263,508	426,321,072	426,321,072	1,599,322,557
	o/w MLGRD Hqtrs and Agencies	-	-	-	-	45,404,092	377,263,508	422,667,600	422,667,600	484,274,260
	o/w Local Government Service (incl. RCCs and MMDAs)	-	-	-	-	3,653,472	-	3,653,472	3,653,472	861,663,163
	o/w Regional Reorganisation and Development	-	-	-	-	-	-	-	-	253,385,134
10	National Media Commission	-	-	-	-	-	-	-	-	6,859,109
11	National Development Planning Commission	-	-	-	-	-	-	-	-	14,491,269
12	Ministry of Information	-	23,227,246	595,570	23,822,816	-	-	-	23,822,816	125,976,177
	o/w Mol Hqtrs and Agencies	-	23,227,246	595,570	23,822,816	-	-	-	23,822,816	121,976,177
	o/w Government Communication	-	-	-	-	-	-	-	-	4,000,000
13	Right to Information Commission	-	-	-	-	-	-	-	-	14,000,000
14	Ministry of Parliamentary Affairs	-	-	-	-	-	-	-	-	15,144,552



APPENDIX 4A: MDA EXPENDITURE ALLOCATION (GH¢) – 2021

Sn.	Ministries / Departments & Agencies	Compensation of Employees	Goods & Services		CAPEX		IGF	DP Funds	Sub-Total	Other Government Obligations	Grand Total
		GoG	GoG	ABFA	GoG	ABFA					
	Administration	3,241,777,336	1,453,309,189	2,350,375	1,050,104,932	295,902,164	196,809,918	1,355,300,953	7,595,554,868	-	7,595,554,868
1	Office of Government Machinery	823,880,668	975,128,543	-	519,146,909	275,882,164	43,788,970	39,290,031	2,677,117,284	-	2,677,117,284
	o/w OGM Hqtrs and Agencies	140,109,555	352,731,854	-	35,002,947	-	43,788,970	39,290,031	610,923,356	-	610,923,356
	o/w Public Enterprises	-	529,564	-	250,000	-	-	-	779,564	-	779,564
	o/w Scholarship	-	200,000,000	-	-	-	-	-	200,000,000	-	200,000,000
	o/w Micro Finance and Small Loans Centre	-	48,000,000	-	-	-	-	-	48,000,000	-	48,000,000
	o/w Nation Builders Corps	672,000,000	-	-	-	-	-	-	672,000,000	-	672,000,000
	o/w National Identification Authority	-	200,000,000	-	-	-	-	-	200,000,000	-	200,000,000
	o/w Monitoring and Evaluation	1,000,687	2,390,496	-	-	-	-	-	3,391,183	-	3,391,183
	o/w Zongo Development Fund	3,886,439	79,200,000	-	-	-	-	-	83,086,439	-	83,086,439
	o/w Special Development Initiatives	6,883,987	92,276,629	-	483,893,962	275,882,164	-	-	858,936,743	-	858,936,743
2	Office of the Head of Civil Service	21,357,785	7,490,935	-	1,150,000	-	3,175,118	-	33,173,838	-	33,173,838
	o/w OHCS Hqtrs and Agencies	-	3,490,935	-	1,150,000	-	3,175,118	-	7,816,053	-	7,816,053
	o/w Promotion/ Recruitment/ Training	-	4,000,000	-	-	-	-	-	4,000,000	-	4,000,000
3	Parliament of Ghana	201,112,086	205,027,688	-	117,500,000	-	-	-	523,639,774	-	523,639,774
4	Audit Service	356,298,651	51,750,000	-	17,250,000	-	-	56,368,822	481,667,473	-	481,667,473
5	Public Services Commission	4,350,733	4,036,606	-	4,092,500	-	-	-	12,479,838	-	12,479,838
6	Electoral Commission	48,267,770	82,000,000	-	27,903,023	-	-	7,744,255	165,915,048	-	165,915,048
7	Ministry of Foreign Affairs and Regional Integration	420,348,055	12,704,481	-	5,000,000	-	32,079,330	26,905,186	497,037,051	-	497,037,051
8	Ministry of Finance	390,610,692	36,234,558	2,350,375	106,900,000	20,000	93,943,684	798,671,589	1,428,730,897	-	1,428,730,897
	o/w MoF Hqtrs and Agencies	388,715,431	28,343,621	-	6,900,000	-	93,943,684	798,671,589	1,316,574,325	-	1,316,574,325
	o/w Ghana Asset Management Company	-	2,375,000	-	-	-	-	-	2,375,000	-	2,375,000
	o/w Venture Capital	-	4,500,000	-	-	-	-	-	4,500,000	-	4,500,000
	o/w Housing and Mortgage Financing	-	-	-	100,000,000	-	-	-	100,000,000	-	100,000,000
	o/w Public Interest and Accountability Committee	-	-	2,350,375	-	20,000	-	-	2,370,375	-	2,370,375
	o/w Planning	1,895,260	1,015,937	-	-	-	-	-	2,911,197	-	2,911,197
9	Ministry of Local Government, Decentralisation and Rural Development	871,065,134	52,966,351	-	228,970,000	20,000,000	-	426,321,072	1,599,322,557	-	1,599,322,557
	o/w MLGRD Hqtrs and Agencies	50,345,971	8,500,689	-	2,760,000	-	-	422,667,600	484,274,260	-	484,274,260
	o/w Local Government Service (incl. RCCs and MMDAs)	819,654,029	32,145,662	-	6,210,000	-	-	3,653,472	861,663,163	-	861,663,163
	o/w Regional Reorganisation and Development	1,065,134	12,320,000	-	220,000,000	20,000,000	-	-	253,385,134	-	253,385,134
10	National Media Commission	4,175,410	2,683,699	-	-	-	-	-	6,859,109	-	6,859,109
11	National Development Planning Commission	5,793,051	6,605,718	-	2,092,500	-	-	-	14,491,269	-	14,491,269
12	Ministry of Information	83,084,667	9,068,694	-	10,000,000	-	23,822,816	-	125,976,177	-	125,976,177
	o/w Mol Hqtrs and Agencies	83,084,667	5,068,694	-	10,000,000	-	23,822,816	-	121,976,177	-	121,976,177
	o/w Government Communication	-	4,000,000	-	-	-	-	-	4,000,000	-	4,000,000
13	Right to Information Commission	8,500,000	5,000,000	-	500,000	-	-	-	14,000,000	-	14,000,000
14	Ministry of Parliamentary Affairs	2,932,635	2,611,917	-	9,600,000	-	-	-	15,144,552	-	15,144,552



APPENDIX 4A: MDA EXPENDITURE ALLOCATION (GH¢) – 2021

Sn.	Ministries / Departments & Agencies	Compensation of Employees			Goods and Services		
		Wages & Salaries GoG	Social Contributions GoG	Sub-Total	GoG	ABFA	Sub-Total
	Economic	673,448,898	-	673,448,898	749,630,601	10,000,000	759,630,601
15	Ministry of Food and Agriculture	87,739,028	-	87,739,028	466,419,440	-	466,419,440
	<i>o/w MoFA Hqtrs and Agencies</i>	87,739,028	-	87,739,028	10,308,940	-	10,308,940
	<i>o/w Planting for Food and Jobs</i>	-	-	-	424,000,000	-	424,000,000
	<i>o/w Tree Crops Development Authority</i>	-	-	-	30,000,000	-	30,000,000
	<i>o/w Construction of Dam to hold spillage from Bagre Dam</i>	-	-	-	2,110,500	-	2,110,500
16	Ministry of Fisheries and Aquaculture Development	11,155,135	-	11,155,135	2,142,054	-	2,142,054
	<i>o/w MoFAD Hqtrs and Agencies</i>	11,155,135	-	11,155,135	2,142,054	-	2,142,054
	<i>o/w Anomabo Fisheries College</i>	-	-	-	-	-	-
17	Ministry of Lands and Natural Resources	221,910,800	-	221,910,800	143,852,356	10,000,000	153,852,356
	<i>o/w MLNR Hqtrs and Agencies</i>	221,910,800	-	221,910,800	5,905,400	-	5,905,400
	<i>o/w National afforestation programme</i>	-	-	-	106,000,000	-	106,000,000
	<i>o/w Ghana Integrated Aluminium Development Company</i>	-	-	-	6,945,356	-	6,945,356
	<i>o/w Operation Vanguard (Anti-Galamsey Operations)</i>	-	-	-	17,001,600	-	17,001,600
	<i>o/w Boundary Settlement Commission</i>	-	-	-	3,000,000	-	3,000,000
	<i>o/w Ghana Integrated Iron and Steel Development Corp.</i>	-	-	-	5,000,000	10,000,000	15,000,000
18	Ministry of Trade and Industry	64,605,110	-	64,605,110	110,164,276	-	110,164,276
	<i>o/w MOTI Hqtrs and Agencies</i>	63,502,781	-	63,502,781	6,884,253	-	6,884,253
	<i>o/w One District One Factory Programme</i>	-	-	-	69,745,200	-	69,745,200
	<i>o/w Africa Continental Free Trade Area Secretariat</i>	-	-	-	13,000,000	-	13,000,000
	<i>o/w Business Development</i>	1,102,329	-	1,102,329	20,534,823	-	20,534,823
19	Ministry of Tourism, Arts and Culture	56,436,576	-	56,436,576	9,638,774	-	9,638,774
20	Ministry of Environment, Science, Tech. and Innovation	227,191,633	-	227,191,633	11,145,653	-	11,145,653
	<i>o/w MESTI Hqtrs and Agencies</i>	-	-	-	4,645,653	-	4,645,653
	<i>o/w Science and Technology Project</i>	-	-	-	6,500,000	-	6,500,000
21	Ministry of Energy	4,410,616	-	4,410,616	6,268,048	-	6,268,048
	Infrastructure	130,751,601	-	130,751,601	58,780,536	-	58,780,536
22	Ministry of Water Resources and Sanitation	15,396,647	-	15,396,647	20,808,920	-	20,808,920
	<i>o/w MoWRS Hqtrs and Agencies</i>	15,396,647	-	15,396,647	2,435,705	-	2,435,705
	<i>o/w Water and Sanitation Initiative</i>	-	-	-	18,373,214	-	18,373,214
23	Ministry of Works and Housing	21,327,732	-	21,327,732	3,231,310	-	3,231,310
24	Ministry of Roads and Highways	57,435,308	-	57,435,308	2,429,891	-	2,429,891
	<i>o/w MoRH Hqtrs and Agencies</i>	57,435,308	-	57,435,308	2,429,891	-	2,429,891
	<i>o/w Roads Infrastructure</i>	-	-	-	-	-	-
25	Ministry of Communications and Digitalisation	23,920,684	-	23,920,684	9,585,331	-	9,585,331
	<i>o/w MoC Hqtrs and Agencies</i>	23,920,684	-	23,920,684	2,457,944	-	2,457,944
	<i>o/w Cyber Security</i>	-	-	-	3,250,000	-	3,250,000
	<i>o/w NITA Data Charges for all MDAs</i>	-	-	-	3,877,387	-	3,877,387
26	Ministry of Railways Development	3,759,944	-	3,759,944	11,879,665	-	11,879,665
	<i>o/w MoRD Hqtrs and Agencies</i>	3,759,944	-	3,759,944	2,483,348	-	2,483,348
	<i>o/w Railways Development</i>	-	-	-	9,396,317	-	9,396,317
27	Ministry of Transport	8,911,285	-	8,911,285	10,845,419	-	10,845,419
	<i>o/w MoT Hqtrs and Agencies</i>	7,562,948	-	7,562,948	4,428,495	-	4,428,495
	<i>o/w Fish Landing Sites</i>	-	-	-	6,000,000	-	6,000,000
	<i>o/w Aviation</i>	1,348,338	-	1,348,338	416,924	-	416,924



APPENDIX 4A: MDA EXPENDITURE ALLOCATION (GH¢) – 2021

Sn.	Ministries / Departments & Agencies	Capital Expenditure			Other Government Obligations (OGO)	MDAs Total GoG & OGO
		GoG	ABFA	Sub-Total		
	Economic	246,363,988	47,214,681	293,578,669	-	1,726,658,168
15	Ministry of Food and Agriculture	58,083,645	8,000,000	66,083,645	-	620,242,113
	<i>o/w MoFA Hqtrs and Agencies</i>	9,600,000	-	9,600,000	-	107,647,968
	<i>o/w Planting for Food and Jobs</i>	7,056,000	8,000,000	15,056,000	-	439,056,000
	<i>o/w Tree Crops Development Authority</i>	-	-	-	-	30,000,000
	<i>o/w Construction of Dam to hold spillage from Bagre Dam</i>	41,427,645	-	41,427,645	-	43,538,145
16	Ministry of Fisheries and Aquaculture Development	5,000,000	2,000,000	7,000,000	-	20,297,189
	<i>o/w MoFAD Hqtrs and Agencies</i>	-	2,000,000	2,000,000	-	15,297,189
	<i>o/w Anomabo Fisheries College</i>	5,000,000	-	5,000,000	-	5,000,000
17	Ministry of Lands and Natural Resources	7,770,356	12,000,000	19,770,356	-	395,533,512
	<i>o/w MLNR Hqtrs and Agencies</i>	-	-	-	-	227,816,200
	<i>o/w National afforestation programme</i>	-	-	-	-	106,000,000
	<i>o/w Ghana Integrated Aluminium Development Company</i>	7,770,356	-	7,770,356	-	14,715,712
	<i>o/w Operation Vanguard (Anti-Galamsey Operations)</i>	-	-	-	-	17,001,600
	<i>o/w Boundary Settlement Commission</i>	-	-	-	-	3,000,000
	<i>o/w Ghana Integrated Iron and Steel Development Corp.</i>	-	12,000,000	12,000,000	-	27,000,000
18	Ministry of Trade and Industry	82,336,119	17,214,681	99,550,800	-	274,320,186
	<i>o/w MOTI Hqtrs and Agencies</i>	5,000,000	-	5,000,000	-	75,387,034
	<i>o/w One District One Factory Programme</i>	77,336,119	17,214,681	94,550,800	-	164,296,000
	<i>o/w Africa Continental Free Trade Area Secretariat</i>	-	-	-	-	13,000,000
	<i>o/w Business Development</i>	-	-	-	-	21,637,152
19	Ministry of Tourism, Arts and Culture	-	-	-	-	66,075,350
20	Ministry of Environment, Science, Tech. and Innovation	5,500,000	-	5,500,000	-	243,837,286
	<i>o/w MESTI Hqtrs and Agencies</i>	-	-	-	-	4,645,653
	<i>o/w Science and Technology Project</i>	5,500,000	-	5,500,000	-	12,000,000
21	Ministry of Energy	87,673,868	8,000,000	95,673,868	-	106,352,531
	Infrastructure	360,391,633	929,859,833	1,290,251,466	-	1,479,783,604
22	Ministry of Water Resources and Sanitation	56,664,392	14,962,394	71,626,786	-	107,832,352
	<i>o/w MoWRS Hqtrs and Agencies</i>	-	-	-	-	17,832,352
	<i>o/w Water and Sanitation Initiative</i>	56,664,392	14,962,394	71,626,786	-	90,000,000
23	Ministry of Works and Housing	81,743,185	-	81,743,185	-	106,302,227
24	Ministry of Roads and Highways	157,690,242	794,897,439	952,587,681	-	1,012,452,880
	<i>o/w MoRH Hqtrs and Agencies</i>	-	-	-	-	59,865,199
	<i>o/w Roads Infrastructure</i>	157,690,242	794,897,439	952,587,681	-	952,587,681
25	Ministry of Communications and Digitalisation	30,000,000	-	30,000,000	-	63,506,016
	<i>o/w MoC Hqtrs and Agencies</i>	10,000,000	-	10,000,000	-	36,378,628
	<i>o/w Cyber Security</i>	20,000,000	-	20,000,000	-	23,250,000
	<i>o/w NITA Data Charges for all MDAs</i>	-	-	-	-	3,877,387
26	Ministry of Railways Development	6,943,815	120,000,000	126,943,815	-	142,583,424
	<i>o/w MoRD Hqtrs and Agencies</i>	-	-	-	-	6,243,292
	<i>o/w Railways Development</i>	6,943,815	120,000,000	126,943,815	-	136,340,132
27	Ministry of Transport	27,350,000	-	27,350,000	-	47,106,704
	<i>o/w MoT Hqtrs and Agencies</i>	3,000,000	-	3,000,000	-	14,991,443
	<i>o/w Fish Landing Sites</i>	23,200,000	-	23,200,000	-	29,200,000
	<i>o/w Aviation</i>	1,150,000	-	1,150,000	-	2,915,262



APPENDIX 4A: MDA EXPENDITURE ALLOCATION (GH¢) – 2021

Sn.	Ministries / Departments & Agencies	Retained IGF				Dev't Partner Funds			MDAs Total (DP & IGF)	Grand Total
		Wages & Salaries	Goods & Services	CAPEX	Sub-Total	Goods & Services	CAPEX	Sub-Total		
-	Economic	188,956,954	417,931,318	169,472,859	776,361,130	85,199,662	1,757,514,025	1,842,713,686	2,619,074,817	4,345,732,985
15	Ministry of Food and Agriculture	-	2,675,077	1,367,356	4,042,433	20,709,846	538,597,838	559,307,684	563,350,117	1,183,592,230
	o/w MoFA Hqtrs and Agencies	-	2,675,077	1,367,356	4,042,433	20,709,846	538,597,838	559,307,684	563,350,117	670,998,085
	o/w Planting for Food and Jobs	-	-	-	-	-	-	-	-	439,056,000
	o/w Tree Crops Development Authority	-	-	-	-	-	-	-	-	30,000,000
	o/w Construction of Dam to hold spillage from Bagre Dam	-	-	-	-	-	-	-	-	43,538,145
16	Ministry of Fisheries and Aquaculture Development	901,363	42,621,730	18,277,186	61,800,280	-	292,494,735	292,494,735	354,295,015	374,592,204
	o/w MoFAD Hqtrs and Agencies	901,363	42,621,730	18,277,186	61,800,280	-	292,494,735	292,494,735	354,295,015	369,592,204
	o/w Anomabo Fisheries College	-	-	-	-	-	-	-	-	5,000,000
17	Ministry of Lands and Natural Resources	105,012,663	161,880,246	63,138,771	330,031,680	31,697,050	90,114,390	121,811,440	451,843,120	847,376,632
	o/w MLNR Hqtrs and Agencies	105,012,663	161,880,246	63,138,771	330,031,680	31,697,050	90,114,390	121,811,440	451,843,120	679,659,320
	o/w National afforestation programme	-	-	-	-	-	-	-	-	106,000,000
	o/w Ghana Integrated Aluminium Development Company	-	-	-	-	-	-	-	-	14,715,712
	o/w Operation Vanguard (Anti-Galamsey Operations)	-	-	-	-	-	-	-	-	17,001,600
	o/w Boundary Settlement Commission	-	-	-	-	-	-	-	-	3,000,000
	o/w Ghana Integrated Iron and Steel Development Corp.	-	-	-	-	-	-	-	-	27,000,000
18	Ministry of Trade and Industry	10,082,148	68,822,055	41,056,105	119,960,308	1,780,767	133,456,736	135,237,503	255,197,811	529,517,997
	o/w MOTI Hqtrs and Agencies	10,082,148	68,822,055	41,056,105	119,960,308	1,780,767	133,456,736	135,237,503	255,197,811	330,584,845
	o/w One District One Factory Programme	-	-	-	-	-	-	-	-	164,296,000
	o/w Africa Continental Free Trade Area Secretariat	-	-	-	-	-	-	-	-	13,000,000
	o/w Business Development	-	-	-	-	-	-	-	-	21,637,152
19	Ministry of Tourism, Arts and Culture	961,838	6,730,689	2,669,513	10,362,040	4,464,757	17,859,028	22,323,784	32,685,824	98,761,174
20	Ministry of Environment, Science, Tech. and Innovation	53,703,162	95,091,543	33,112,353	181,907,058	17,453,993	14,640,707	32,094,700	214,001,758	457,839,044
	o/w MESTI Hqtrs and Agencies	53,703,162	95,091,543	33,112,353	181,907,058	17,453,993	14,640,707	32,094,700	214,001,758	218,647,411
	o/w Science and Technology Project	-	-	-	-	-	-	-	-	12,000,000
21	Ministry of Energy	18,295,780	40,109,979	9,851,574	68,257,332	9,093,248	670,350,593	679,443,841	747,701,173	854,053,704
	Infrastructure	90,533,266	125,250,260	50,033,995	265,817,521	46,794,934	2,432,986,772	2,479,781,707	2,745,599,228	4,225,382,831
22	Ministry of Water Resources and Sanitation	9,742,284	14,290,298	5,976,544	30,009,127	6,265,664	416,825,967	423,091,631	453,100,758	560,933,110
	o/w MoWRS Hqtrs and Agencies	9,742,284	14,290,298	5,976,544	30,009,127	6,265,664	416,825,967	423,091,631	453,100,758	470,933,110
	o/w Water and Sanitation Initiative	-	-	-	-	-	-	-	-	90,000,000
23	Ministry of Works and Housing	-	704,875	25,256	730,131	11,703,349	56,310,878	68,014,226	68,744,357	175,046,585
24	Ministry of Roads and Highways	453,047	9,836,162	9,426,873	19,716,082	18,095,348	917,507,182	935,602,529	955,318,611	1,967,771,491
	o/w MoRH Hqtrs and Agencies	453,047	9,836,162	9,426,873	19,716,082	18,095,348	917,507,182	935,602,529	955,318,611	1,015,183,811
	o/w Roads Infrastructure	-	-	-	-	-	-	-	-	952,587,681
25	Ministry of Communications and Digitalisation	1,200,506	15,021,763	21,555,150	37,777,418	5,095,020	244,838,302	249,933,322	287,710,740	351,216,756
	o/w MoC Hqtrs and Agencies	1,200,506	15,021,763	21,555,150	37,777,418	5,095,020	244,838,302	249,933,322	287,710,740	324,089,369
	o/w Cyber Security	-	-	-	-	-	-	-	-	23,250,000
	o/w NITA Data Charges for all MDAs	-	-	-	-	-	-	-	-	3,877,387
26	Ministry of Railways Development	-	1,284,000	300,000	1,584,000	1,195,335	367,212,933	368,408,268	369,992,268	512,575,692
	o/w MoRD Hqtrs and Agencies	-	1,284,000	300,000	1,584,000	1,195,335	367,212,933	368,408,268	369,992,268	376,235,560
	o/w Railways Development	-	-	-	-	-	-	-	-	136,340,132
27	Ministry of Transport	79,137,429	84,113,161	12,750,173	176,000,763	4,440,219	430,291,511	434,731,730	610,732,493	657,839,197
	o/w MoT Hqtrs and Agencies	79,137,429	84,113,161	12,750,173	176,000,763	4,440,219	242,696,317	247,136,536	423,137,299	438,128,742
	o/w Fish Landing Sites	-	-	-	-	-	-	-	-	29,200,000
	o/w Aviation	-	-	-	-	-	187,595,193	187,595,193	187,595,193	190,510,455



APPENDIX 4A: MDA EXPENDITURE ALLOCATION (GH¢) – 2021

Sn.	Ministries / Departments & Agencies	Compensation of Employees	Goods & Services		CAPEX		IGF	DP Funds	Sub-Total	Other Government Obligations	Grand Total
		GoG	GoG	ABFA	GoG	ABFA					
	Economic	673,448,898	749,630,601	10,000,000	246,363,988	47,214,681	776,361,130	1,842,713,686	4,345,732,985	-	4,345,732,985
15	Ministry of Food and Agriculture	87,739,028	466,419,440	-	58,083,645	8,000,000	4,042,433	559,307,684	1,183,592,230	-	1,183,592,230
	<i>o/w MoFA Hqtrs and Agencies</i>	<i>87,739,028</i>	<i>10,308,940</i>	<i>-</i>	<i>9,600,000</i>	<i>-</i>	<i>4,042,433</i>	<i>559,307,684</i>	<i>670,998,085</i>	<i>-</i>	<i>670,998,085</i>
	<i>o/w Planting for Food and Jobs</i>	<i>-</i>	<i>424,000,000</i>	<i>-</i>	<i>7,056,000</i>	<i>8,000,000</i>	<i>-</i>	<i>-</i>	<i>439,056,000</i>	<i>-</i>	<i>439,056,000</i>
	<i>o/w Tree Crops Development Authority</i>	<i>-</i>	<i>30,000,000</i>	<i>-</i>	<i>-</i>	<i>-</i>	<i>-</i>	<i>-</i>	<i>30,000,000</i>	<i>-</i>	<i>30,000,000</i>
	<i>o/w Construction of Dam to hold spillage from Bagre Dam</i>	<i>-</i>	<i>2,110,500</i>	<i>-</i>	<i>41,427,645</i>	<i>-</i>	<i>-</i>	<i>-</i>	<i>43,538,145</i>	<i>-</i>	<i>43,538,145</i>
16	Ministry of Fisheries and Aquaculture Development	11,155,135	2,142,054	-	5,000,000	2,000,000	61,800,280	292,494,735	374,592,204	-	374,592,204
	<i>o/w MoFAD Hqtrs and Agencies</i>	<i>11,155,135</i>	<i>2,142,054</i>	<i>-</i>	<i>-</i>	<i>2,000,000</i>	<i>61,800,280</i>	<i>292,494,735</i>	<i>369,592,204</i>	<i>-</i>	<i>369,592,204</i>
	<i>o/w Anomabo Fisheries College</i>	<i>-</i>	<i>-</i>	<i>-</i>	<i>5,000,000</i>	<i>-</i>	<i>-</i>	<i>-</i>	<i>5,000,000</i>	<i>-</i>	<i>5,000,000</i>
17	Ministry of Lands and Natural Resources	221,910,800	143,852,356	10,000,000	7,770,356	12,000,000	330,031,680	121,811,440	847,376,632	-	847,376,632
	<i>o/w MLNR Hqtrs and Agencies</i>	<i>221,910,800</i>	<i>5,905,400</i>	<i>-</i>	<i>-</i>	<i>-</i>	<i>330,031,680</i>	<i>121,811,440</i>	<i>679,659,320</i>	<i>-</i>	<i>679,659,320</i>
	<i>o/w National afforestation programme</i>	<i>-</i>	<i>106,000,000</i>	<i>-</i>	<i>-</i>	<i>-</i>	<i>-</i>	<i>-</i>	<i>106,000,000</i>	<i>-</i>	<i>106,000,000</i>
	<i>o/w Ghana Integrated Aluminium Development Company</i>	<i>-</i>	<i>6,945,356</i>	<i>-</i>	<i>7,770,356</i>	<i>-</i>	<i>-</i>	<i>-</i>	<i>14,715,712</i>	<i>-</i>	<i>14,715,712</i>
	<i>o/w Operation Vanguard (Anti-Galamsey Operations)</i>	<i>-</i>	<i>17,001,600</i>	<i>-</i>	<i>-</i>	<i>-</i>	<i>-</i>	<i>-</i>	<i>17,001,600</i>	<i>-</i>	<i>17,001,600</i>
	<i>o/w Boundary Settlement Commission</i>	<i>-</i>	<i>3,000,000</i>	<i>-</i>	<i>-</i>	<i>-</i>	<i>-</i>	<i>-</i>	<i>3,000,000</i>	<i>-</i>	<i>3,000,000</i>
	<i>o/w Ghana Integrated Iron and Steel Development Corp.</i>	<i>-</i>	<i>5,000,000</i>	<i>10,000,000</i>	<i>-</i>	<i>12,000,000</i>	<i>-</i>	<i>-</i>	<i>27,000,000</i>	<i>-</i>	<i>27,000,000</i>
18	Ministry of Trade and Industry	64,605,110	110,164,276	-	82,336,119	17,214,681	119,960,308	135,237,503	529,517,997	-	529,517,997
	<i>o/w MOTI Hqtrs and Agencies</i>	<i>63,502,781</i>	<i>6,884,253</i>	<i>-</i>	<i>5,000,000</i>	<i>-</i>	<i>119,960,308</i>	<i>135,237,503</i>	<i>330,584,845</i>	<i>-</i>	<i>330,584,845</i>
	<i>o/w One District One Factory Programme</i>	<i>-</i>	<i>69,745,200</i>	<i>-</i>	<i>77,336,119</i>	<i>17,214,681</i>	<i>-</i>	<i>-</i>	<i>164,296,000</i>	<i>-</i>	<i>164,296,000</i>
	<i>o/w Africa Continental Free Trade Area Secretariat</i>	<i>-</i>	<i>13,000,000</i>	<i>-</i>	<i>-</i>	<i>-</i>	<i>-</i>	<i>-</i>	<i>13,000,000</i>	<i>-</i>	<i>13,000,000</i>
	<i>o/w Business Development</i>	<i>1,102,329</i>	<i>20,534,823</i>	<i>-</i>	<i>-</i>	<i>-</i>	<i>-</i>	<i>-</i>	<i>21,637,152</i>	<i>-</i>	<i>21,637,152</i>
19	Ministry of Tourism, Arts and Culture	56,436,576	9,638,774	-	-	-	10,362,040	22,323,784	98,761,174	-	98,761,174
20	Ministry of Environment, Science, Tech. and Innovation	227,191,633	11,145,653	-	5,500,000	-	181,907,058	32,094,700	457,839,044	-	457,839,044
	<i>o/w MESTI Hqtrs and Agencies</i>	<i>-</i>	<i>4,645,653</i>	<i>-</i>	<i>-</i>	<i>-</i>	<i>181,907,058</i>	<i>32,094,700</i>	<i>218,647,411</i>	<i>-</i>	<i>218,647,411</i>
	<i>o/w Science and Technology Project</i>	<i>-</i>	<i>6,500,000</i>	<i>-</i>	<i>5,500,000</i>	<i>-</i>	<i>-</i>	<i>-</i>	<i>12,000,000</i>	<i>-</i>	<i>12,000,000</i>
21	Ministry of Energy	4,410,616	6,268,048	-	87,673,868	8,000,000	68,257,332	679,443,841	854,053,704	-	854,053,704
	Infrastructure	130,751,601	58,780,536	-	360,391,633	929,859,833	265,817,521	2,479,781,707	4,225,382,831	-	4,225,382,831
22	Ministry of Water Resources and Sanitation	15,396,647	20,808,920	-	56,664,392	14,962,394	30,009,127	423,091,631	560,933,110	-	560,933,110
	<i>o/w MoWRS Hqtrs and Agencies</i>	<i>15,396,647</i>	<i>2,435,705</i>	<i>-</i>	<i>-</i>	<i>-</i>	<i>30,009,127</i>	<i>423,091,631</i>	<i>470,933,110</i>	<i>-</i>	<i>470,933,110</i>
	<i>o/w Water and Sanitation Initiative</i>	<i>-</i>	<i>18,373,214</i>	<i>-</i>	<i>56,664,392</i>	<i>14,962,394</i>	<i>-</i>	<i>-</i>	<i>90,000,000</i>	<i>-</i>	<i>90,000,000</i>
23	Ministry of Works and Housing	21,327,732	3,231,310	-	81,743,185	-	730,131	68,014,226	175,046,585	-	175,046,585
24	Ministry of Roads and Highways	57,435,308	2,429,891	-	157,690,242	794,897,439	19,716,082	935,602,529	1,967,771,491	-	1,967,771,491
	<i>o/w MoRH Hqtrs and Agencies</i>	<i>57,435,308</i>	<i>2,429,891</i>	<i>-</i>	<i>-</i>	<i>-</i>	<i>19,716,082</i>	<i>935,602,529</i>	<i>1,015,183,811</i>	<i>-</i>	<i>1,015,183,811</i>
	<i>o/w Roads Infrastructure</i>	<i>-</i>	<i>-</i>	<i>-</i>	<i>157,690,242</i>	<i>794,897,439</i>	<i>-</i>	<i>-</i>	<i>952,587,681</i>	<i>-</i>	<i>952,587,681</i>
25	Ministry of Communications and Digitalisation	23,920,684	9,585,331	-	30,000,000	-	37,777,418	249,933,322	351,216,756	-	351,216,756
	<i>o/w MoC Hqtrs and Agencies</i>	<i>23,920,684</i>	<i>2,457,944</i>	<i>-</i>	<i>10,000,000</i>	<i>-</i>	<i>37,777,418</i>	<i>249,933,322</i>	<i>324,089,369</i>	<i>-</i>	<i>324,089,369</i>
	<i>o/w Cyber Security</i>	<i>-</i>	<i>3,250,000</i>	<i>-</i>	<i>20,000,000</i>	<i>-</i>	<i>-</i>	<i>-</i>	<i>23,250,000</i>	<i>-</i>	<i>23,250,000</i>
	<i>o/w NITA Data Charges for all MDAs</i>	<i>-</i>	<i>3,877,387</i>	<i>-</i>	<i>-</i>	<i>-</i>	<i>-</i>	<i>-</i>	<i>3,877,387</i>	<i>-</i>	<i>3,877,387</i>
26	Ministry of Railways Development	3,759,944	11,879,665	-	6,943,815	120,000,000	1,584,000	368,408,268	512,575,692	-	512,575,692
	<i>o/w MoRD Hqtrs and Agencies</i>	<i>3,759,944</i>	<i>2,483,348</i>	<i>-</i>	<i>-</i>	<i>-</i>	<i>1,584,000</i>	<i>368,408,268</i>	<i>376,235,560</i>	<i>-</i>	<i>376,235,560</i>
	<i>o/w Railways Development</i>	<i>-</i>	<i>9,396,317</i>	<i>-</i>	<i>6,943,815</i>	<i>120,000,000</i>	<i>-</i>	<i>-</i>	<i>136,340,132</i>	<i>-</i>	<i>136,340,132</i>
27	Ministry of Transport	8,911,285	10,845,419	-	27,350,000	-	176,000,763	434,731,730	657,839,197	-	657,839,197
	<i>o/w MoT Hqtrs and Agencies</i>	<i>7,562,948</i>	<i>4,428,495</i>	<i>-</i>	<i>3,000,000</i>	<i>-</i>	<i>176,000,763</i>	<i>247,136,536</i>	<i>438,128,742</i>	<i>-</i>	<i>438,128,742</i>
	<i>o/w Fish Landing Sites</i>	<i>-</i>	<i>6,000,000</i>	<i>-</i>	<i>23,200,000</i>	<i>-</i>	<i>-</i>	<i>-</i>	<i>29,200,000</i>	<i>-</i>	<i>29,200,000</i>
	<i>o/w Aviation</i>	<i>1,348,338</i>	<i>416,924</i>	<i>-</i>	<i>1,150,000</i>	<i>-</i>	<i>-</i>	<i>187,595,193</i>	<i>190,510,455</i>	<i>-</i>	<i>190,510,455</i>



APPENDIX 4A: MDA EXPENDITURE ALLOCATION (GH¢) – 2021

Sn.	Ministries / Departments & Agencies	Compensation of Employees			Goods and Services		
		Wages & Salaries GoG	Social Contributions GoG	Sub-Total	GoG	ABFA	Sub-Total
	Social	15,879,710,185	-	15,879,710,185	1,693,376,898	763,180,024	2,456,556,922
28	Ministry of Education	10,412,416,118	-	10,412,416,118	1,431,341,360	763,180,024	2,194,521,384
	<i>o/w MoE Hqtrs and Agencies</i>	10,242,504,037	-	10,242,504,037	20,499,416	-	20,499,416
	<i>o/w Free Senior High School Programme</i>	-	-	-	1,210,841,944	763,180,024	1,974,021,968
	<i>o/w Existing Interventions in Education</i>	-	-	-	200,000,000	-	200,000,000
	<i>o/w Construction of Regional STEAM Centres</i>	-	-	-	-	-	-
	<i>o/w Teacher Trainee Allowances</i>	169,912,081	-	169,912,081	-	-	-
29	Ministry of Employment and Labour Relations	68,758,386	-	68,758,386	3,739,587	-	3,739,587
30	Ministry of Youth and Sports	19,250,867	-	19,250,867	12,410,171	-	12,410,171
31	National Commission for Civic Education	62,757,685	-	62,757,685	4,291,295	-	4,291,295
32	Ministry of Chieftaincy and Religious Affairs	30,965,808	-	30,965,808	3,623,480	-	3,623,480
33	Ministry of Health	5,245,369,972	-	5,245,369,972	33,295,151	-	33,295,151
	<i>o/w MoH Hqtrs and Agencies</i>	5,014,169,972	-	5,014,169,972	29,545,151	-	29,545,151
	<i>o/w Mental Health</i>	-	-	-	3,750,000	-	3,750,000
	<i>o/w Health Infrastructure</i>	-	-	-	-	-	-
	<i>o/w e-Health Project</i>	-	-	-	-	-	-
	<i>o/w Nursing Trainee Allowances</i>	231,200,000	-	231,200,000	-	-	-
34	Ministry of Gender, Children and Social Protection	36,972,448	-	36,972,448	202,728,957	-	202,728,957
	<i>o/w MGCSOP Hqtrs and Agencies</i>	36,972,448	-	36,972,448	2,694,420	-	2,694,420
	<i>o/w Livelihood Empowerment Against Poverty</i>	-	-	-	197,534,538	-	197,534,538
	<i>o/w School Feeding Programme</i>	-	-	-	-	-	-
	<i>o/w Domestic Violence Fund</i>	-	-	-	1,500,000	-	1,500,000
	<i>o/w Child / Human Trafficking Fund</i>	-	-	-	1,000,000	-	1,000,000
35	National Labour Commission	3,218,901	-	3,218,901	1,946,897	-	1,946,897
	Public Safety	5,727,853,436	-	5,727,853,436	377,626,155	-	377,626,155
36	Office of the Attorney-General and Ministry of Justice	79,831,017	-	79,831,017	6,232,378	-	6,232,378
	<i>o/w MoJ Hqtrs and Agencies</i>	79,831,017	-	79,831,017	6,232,378	-	6,232,378
	<i>o/w Construction of Law House</i>	-	-	-	-	-	-
37	Office of the Legal Aid Commission	13,978,596	-	13,978,596	529,564	-	529,564
38	Ministry of Defence	1,500,566,785	-	1,500,566,785	46,973,724	-	46,973,724
	<i>o/w MoD Hqtrs and Agencies</i>	1,500,566,785	-	1,500,566,785	9,636,334	-	9,636,334
	<i>o/w Construction of Forward Operating Base/ Northern Border Security</i>	-	-	-	10,617,390	-	10,617,390
	<i>o/w Ammunitions and other Accoutrements</i>	-	-	-	-	-	-
	<i>o/w Fuel Lifting</i>	-	-	-	16,720,000	-	16,720,000
	<i>o/w Food</i>	-	-	-	10,000,000	-	10,000,000
39	Commission on Human Rights and Administrative Justice	26,237,024	-	26,237,024	14,035,083	-	14,035,083
40	Judicial Service	284,504,473	-	284,504,473	61,552,472	-	61,552,472
	<i>o/w Judicial Service Hqtrs and Agencies</i>	284,504,473	-	284,504,473	24,620,989	-	24,620,989
	<i>o/w Judiciary</i>	-	-	-	36,931,483	-	36,931,483
41	Ministry of the Interior	3,290,801,702	-	3,290,801,702	47,551,035	-	47,551,035
	<i>o/w MoI Hqtrs and Agencies</i>	3,290,801,702	-	3,290,801,702	20,941,035	-	20,941,035
	<i>o/w Ammunitions and other Accoutrements</i>	-	-	-	-	-	-
	<i>o/w Fuel Lifting</i>	-	-	-	16,610,000	-	16,610,000
	<i>o/w Food Rations</i>	-	-	-	10,000,000	-	10,000,000
42	Ministry of National Security	488,460,795	-	488,460,795	150,121,858	-	150,121,858
	<i>o/w MoNS Hqtrs and Agencies</i>	488,460,795	-	488,460,795	150,121,858	-	150,121,858
	<i>o/w Bureau of National Communications</i>	-	-	-	-	-	-
43	Office of the Special Prosecutor	43,473,043	-	43,473,043	50,630,042	-	50,630,042
	Sub-Total MDAs	25,653,541,455	-	25,653,541,455	4,332,723,380	775,530,399	5,108,253,779



APPENDIX 4A: MDA EXPENDITURE ALLOCATION (GH¢) – 2021

Sn.	Ministries / Departments & Agencies	Capital Expenditure			Other Government Obligations (OGO)	MDAs Total GoG & OGO
		GoG	ABFA	Sub-Total		
	Social	41,942,508	45,425,000	87,367,508	-	18,423,634,615
28	Ministry of Education	11,500,000	13,000,000	24,500,000	-	12,631,437,502
	<i>o/w MoE Hqtrs and Agencies</i>	11,500,000	-	11,500,000	-	10,274,503,453
	<i>o/w Free Senior High School Programme</i>	-	-	-	-	1,974,021,968
	<i>o/w Existing Interventions in Education</i>	-	-	-	-	200,000,000
	<i>o/w Construction of Regional STEAM Centres</i>	-	13,000,000	13,000,000	-	13,000,000
	<i>o/w Teacher Trainee Allowances</i>	-	-	-	-	169,912,081
29	Ministry of Employment and Labour Relations	4,717,508	-	4,717,508	-	77,215,481
30	Ministry of Youth and Sports	2,300,000	-	2,300,000	-	33,961,037
31	National Commission for Civic Education	1,150,000	-	1,150,000	-	68,198,980
32	Ministry of Chieftaincy and Religious Affairs	1,150,000	-	1,150,000	-	35,739,287
33	Ministry of Health	13,075,000	32,425,000	45,500,000	-	5,324,165,123
	<i>o/w MoH Hqtrs and Agencies</i>	8,500,000	-	8,500,000	-	5,052,215,123
	<i>o/w Mental Health</i>	-	-	-	-	3,750,000
	<i>o/w Health Infrastructure</i>	4,575,000	25,425,000	30,000,000	-	30,000,000
	<i>o/w e-Health Project</i>	-	7,000,000	7,000,000	-	7,000,000
	<i>o/w Nursing Trainee Allowances</i>	-	-	-	-	231,200,000
34	Ministry of Gender, Children and Social Protection	6,900,000	-	6,900,000	-	246,601,405
	<i>o/w MGCSOP Hqtrs and Agencies</i>	6,900,000	-	6,900,000	-	46,566,868
	<i>o/w Livelihood Empowerment Against Poverty</i>	-	-	-	-	197,534,538
	<i>o/w School Feeding Programme</i>	-	-	-	-	-
	<i>o/w Domestic Violence Fund</i>	-	-	-	-	1,500,000
	<i>o/w Child / Human Trafficking Fund</i>	-	-	-	-	1,000,000
35	National labour Commission	1,150,000	-	1,150,000	-	6,315,798
	Public Safety	378,112,387	-	378,112,387	-	6,483,591,978
36	Office of the Attorney-General and Ministry of Justice	18,300,000	-	18,300,000	-	104,363,394
	<i>o/w MoJ Hqtrs and Agencies</i>	2,300,000	-	2,300,000	-	88,363,394
	<i>o/w Construction of Law House</i>	16,000,000	-	16,000,000	-	16,000,000
37	Office of the Legal Aid Commission	1,150,000	-	1,150,000	-	15,658,160
38	Ministry of Defence	193,924,340	-	193,924,340	-	1,741,464,849
	<i>o/w MoD Hqtrs and Agencies</i>	5,500,000	-	5,500,000	-	1,515,703,119
	<i>o/w Construction of Forward Operating Base/ Northern Border Security</i>	160,704,340	-	160,704,340	-	171,321,730
	<i>o/w Ammunitions and other Accoutrements</i>	27,720,000	-	27,720,000	-	27,720,000
	<i>o/w Fuel Lifting</i>	-	-	-	-	16,720,000
	<i>o/w Food</i>	-	-	-	-	10,000,000
39	Commission on Human Rights and Administrative Justice	6,325,000	-	6,325,000	-	46,597,107
40	Judicial Service	77,193,047	-	77,193,047	-	423,249,993
	<i>o/w Judicial Service Hqtrs and Agencies</i>	12,657,914	-	12,657,914	-	321,783,376
	<i>o/w Judiciary</i>	64,535,133	-	64,535,133	-	101,466,616
41	Ministry of the Interior	35,220,000	-	35,220,000	-	3,373,572,737
	<i>o/w MoI Hqtrs and Agencies</i>	7,500,000	-	7,500,000	-	3,319,242,737
	<i>o/w Ammunitions and other Accoutrements</i>	27,720,000	-	27,720,000	-	27,720,000
	<i>o/w Fuel Lifting</i>	-	-	-	-	16,610,000
	<i>o/w Food Rations</i>	-	-	-	-	10,000,000
42	Ministry of National Security	16,000,000	-	16,000,000	-	654,582,653
	<i>o/w MoNS Hqtrs and Agencies</i>	11,000,000	-	11,000,000	-	649,582,653
	<i>o/w Bureau of National Communications</i>	5,000,000	-	5,000,000	-	5,000,000
43	Office of the Special Prosecutor	30,000,000	-	30,000,000	-	124,103,085
	Sub-Total MDAs	2,076,915,448	1,318,401,678	3,395,317,127	-	34,157,112,360



“Economic Revitalisation through **Completion, Consolidation & Continuity**”

APPENDIX 4A: MDA EXPENDITURE ALLOCATION (GH¢) – 2021

Sn.	Ministries / Departments & Agencies	Retained IGF				Dev't Partner Funds			MDAs Total (DP & IGF)	Grand Total
		Wages & Salaries	Goods & Services	CAPEX	Sub-Total	Goods & Services	CAPEX	Sub-Total		
	Social	400,652,648	3,275,362,734	867,332,916	4,543,348,298	252,768,897	1,628,650,993	1,881,419,890	6,424,768,189	24,848,402,803
28	Ministry of Education	109,616,991	1,399,609,131	565,541,185	2,074,767,307	18,013,595	907,419,452	925,433,047	3,000,200,353	15,631,637,855
	<i>o/w MoE Hqtrs and Agencies</i>	109,616,991	1,399,609,131	565,541,185	2,074,767,307	18,013,595	907,419,452	925,433,047	3,000,200,353	13,274,703,806
	<i>o/w Free Senior High School Programme</i>	-	-	-	-	-	-	-	-	1,974,021,968
	<i>o/w Existing Interventions in Education</i>	-	-	-	-	-	-	-	-	200,000,000
	<i>o/w Construction of Regional STEAM Centres</i>	-	-	-	-	-	-	-	-	13,000,000
	<i>o/w Teacher Trainee Allowances</i>	-	-	-	-	-	-	-	-	169,912,081
29	Ministry of Employment and Labour Relations	23,586,841	51,073,107	55,391,364	130,051,312	796,334	-	796,334	130,847,646	208,063,127
30	Ministry of Youth and Sports	-	451,768	-	451,768	-	-	-	451,768	34,412,805
31	National Commission for Civic Education	-	-	-	-	119,171	-	119,171	119,171	68,318,151
32	Ministry of Chieftaincy and Religious Affairs	-	-	-	-	-	-	-	-	35,739,287
33	Ministry of Health	265,563,790	1,816,172,955	246,400,367	2,328,137,112	160,056,447	721,231,541	881,287,988	3,209,425,100	8,533,590,223
	<i>o/w MoH Hqtrs and Agencies</i>	265,563,790	1,816,172,955	246,400,367	2,328,137,112	160,056,447	721,231,541	881,287,988	3,209,425,100	8,261,640,223
	<i>o/w Mental Health</i>	-	-	-	-	-	-	-	-	3,750,000
	<i>o/w Health Infrastructure</i>	-	-	-	-	-	-	-	-	30,000,000
	<i>o/w e-Health Project</i>	-	-	-	-	-	-	-	-	7,000,000
	<i>o/w Nursing Trainee Allowances</i>	-	-	-	-	-	-	-	-	231,200,000
34	Ministry of Gender, Children and Social Protection	1,885,027	8,055,773	-	9,940,800	73,783,351	-	73,783,351	83,724,150	330,325,556
	<i>o/w MGCSoP Hqtrs and Agencies</i>	1,885,027	8,055,773	-	9,940,800	73,783,351	-	73,783,351	83,724,150	130,291,018
	<i>o/w Livelihood Empowerment Against Poverty</i>	-	-	-	-	-	-	-	-	197,534,538
	<i>o/w School Feeding Programme</i>	-	-	-	-	-	-	-	-	-
	<i>o/w Domestic Violence Fund</i>	-	-	-	-	-	-	-	-	1,500,000
	<i>o/w Child / Human Trafficking Fund</i>	-	-	-	-	-	-	-	-	1,000,000
35	National Labour Commission	-	-	-	-	-	-	-	-	6,315,798
	Public Safety	9,698,844	85,750,365	15,986,273	111,435,482	5,040,000	548,137,774	553,177,774	664,613,257	7,148,205,234
36	Office of the Attorney-General and Ministry of Justice	5,180,604	17,928,036	6,168,393	29,277,033	-	-	-	29,277,033	133,640,427
	<i>o/w MoJ Hqtrs and Agencies</i>	5,180,604	17,928,036	6,168,393	29,277,033	-	-	-	-	88,363,394
	<i>o/w Construction of Law House</i>	-	-	-	-	-	-	-	-	16,000,000
37	Office of the Legal Aid Commission	-	-	-	-	-	-	-	-	15,658,160
38	Ministry of Defence	-	25,730,507	-	25,730,507	-	334,908,590	334,908,590	360,639,096	2,102,103,946
	<i>o/w MoD Hqtrs and Agencies</i>	-	25,730,507	-	25,730,507	-	334,908,590	334,908,590	360,639,096	1,876,342,216
	<i>o/w Construction of Forward Operating Base/ Northern Border Security</i>	-	-	-	-	-	-	-	-	171,321,730
	<i>o/w Ammunitions and other Accoutrements</i>	-	-	-	-	-	-	-	-	27,720,000
	<i>o/w Fuel Lifting</i>	-	-	-	-	-	-	-	-	16,720,000
	<i>o/w Food</i>	-	-	-	-	-	-	-	-	10,000,000
39	Commission on Human Rights and Administrative Justice	-	-	-	-	-	-	-	-	46,597,107
40	Judicial Service	-	19,119,106	-	19,119,106	-	-	-	19,119,106	442,369,099
	<i>o/w Judicial Service Hqtrs and Agencies</i>	-	19,119,106	-	19,119,106	-	-	-	19,119,106	340,902,483
	<i>o/w Judiciary</i>	-	-	-	-	-	-	-	-	101,466,616
41	Ministry of the Interior	4,518,240	22,972,717	9,817,880	37,308,837	-	-	-	37,308,837	3,410,881,573
	<i>o/w MoI Hqtrs and Agencies</i>	4,518,240	22,972,717	9,817,880	37,308,837	-	-	-	-	3,319,242,737
	<i>o/w Ammunitions and other Accoutrements</i>	-	-	-	-	-	-	-	-	27,720,000
	<i>o/w Fuel Lifting</i>	-	-	-	-	-	-	-	-	16,610,000
	<i>o/w Food Rations</i>	-	-	-	-	-	-	-	-	10,000,000
42	Ministry of National Security	-	-	-	-	5,040,000	213,229,184	218,269,184	218,269,184	872,851,837
	<i>o/w MoNS Hqtrs and Agencies</i>	-	-	-	-	5,040,000	213,229,184	218,269,184	218,269,184	867,851,837
	<i>o/w Bureau of National Communications</i>	-	-	-	-	-	-	-	-	5,000,000
43	Office of the Special Prosecutor	-	-	-	-	-	-	-	-	124,103,085
	Sub-Total MDAs	720,050,125	4,032,595,538	1,141,126,687	5,893,772,351	1,344,260,464	6,768,133,547	8,112,394,011	14,006,166,362	48,163,278,722



“Economic Revitalisation through Completion, Consolidation & Continuity”

APPENDIX 4A: MDA EXPENDITURE ALLOCATION (GH¢) – 2021

Sn.	Ministries / Departments & Agencies	Compensation of Employees	Goods & Services		CAPEX		IGF	DP Funds	Sub-Total	Other Government Obligations	Grand Total
		GoG	GoG	ABFA	GoG	ABFA					
	Social	15,879,710,185	1,693,376,898	763,180,024	41,942,508	45,425,000	4,543,348,298	1,881,419,890	24,848,402,803	-	24,848,402,803
28	Ministry of Education	10,412,416,118	1,431,341,360	763,180,024	11,500,000	13,000,000	2,074,767,307	925,433,047	15,631,637,855	-	15,631,637,855
	<i>o/w MoE Hqtrs and Agencies</i>	10,242,504,037	20,499,416	-	11,500,000	-	2,074,767,307	925,433,047	13,274,703,806	-	13,274,703,806
	<i>o/w Free Senior High School Programme</i>	-	1,210,841,944	763,180,024	-	-	-	-	1,974,021,968	-	1,974,021,968
	<i>o/w Existing Interventions in Education</i>	-	200,000,000	-	-	-	-	-	200,000,000	-	200,000,000
	<i>o/w Construction of Regional STEAM Centres</i>	-	-	-	-	13,000,000	-	-	13,000,000	-	13,000,000
	<i>o/w Teacher Trainee Allowances</i>	169,912,081	-	-	-	-	-	-	169,912,081	-	169,912,081
29	Ministry of Employment and Labour Relations	68,758,386	3,739,587	-	4,717,508	-	130,051,312	796,334	208,063,127	-	208,063,127
30	Ministry of Youth and Sports	19,250,867	12,410,171	-	2,300,000	-	451,768	-	34,412,805	-	34,412,805
31	National Commission for Civic Education	62,757,685	4,291,295	-	1,150,000	-	-	119,171	68,318,151	-	68,318,151
32	Ministry of Chieftaincy and Religious Affairs	30,965,808	3,623,480	-	1,150,000	-	-	-	35,739,287	-	35,739,287
33	Ministry of Health	5,245,369,972	33,295,151	-	13,075,000	32,425,000	2,328,137,112	881,287,988	8,533,590,223	-	8,533,590,223
	<i>o/w MoH Hqtrs and Agencies</i>	5,014,169,972	29,545,151	-	8,500,000	-	2,328,137,112	881,287,988	8,261,640,223	-	8,261,640,223
	<i>o/w Mental Health</i>	-	3,750,000	-	-	-	-	-	3,750,000	-	3,750,000
	<i>o/w Health Infrastructure</i>	-	-	-	4,575,000	25,425,000	-	-	30,000,000	-	30,000,000
	<i>o/w e-Health Project</i>	-	-	-	-	7,000,000	-	-	7,000,000	-	7,000,000
	<i>o/w Nursing Trainee Allowances</i>	231,200,000	-	-	-	-	-	-	231,200,000	-	231,200,000
34	Ministry of Gender, Children and Social Protection	36,972,448	202,728,957	-	6,900,000	-	9,940,800	73,783,351	330,325,556	-	330,325,556
	<i>o/w MGCSOP Hqtrs and Agencies</i>	36,972,448	2,694,420	-	6,900,000	-	9,940,800	73,783,351	130,291,018	-	130,291,018
	<i>o/w Livelihood Empowerment Against Poverty</i>	-	197,534,538	-	-	-	-	-	197,534,538	-	197,534,538
	<i>o/w School Feeding Programme</i>	-	-	-	-	-	-	-	-	-	-
	<i>o/w Domestic Violence Fund</i>	-	1,500,000	-	-	-	-	-	1,500,000	-	1,500,000
	<i>o/w Child / Human Trafficking Fund</i>	-	1,000,000	-	-	-	-	-	1,000,000	-	1,000,000
35	National labour Commission	3,218,901	1,946,897	-	1,150,000	-	-	-	6,315,798	-	6,315,798
	Public Safety	5,727,853,436	377,626,155	-	378,112,387	-	111,435,482	553,177,774	7,148,205,234	-	7,148,205,234
36	Office of the Attorney-General and Ministry of Justice	79,831,017	6,232,378	-	18,300,000	-	29,277,033	-	133,640,427	-	133,640,427
	<i>o/w MoJ Hqtrs and Agencies</i>	79,831,017	6,232,378	-	2,300,000	-	29,277,033	-	117,640,427	-	117,640,427
	<i>o/w Construction of Law House</i>	-	-	-	16,000,000	-	-	-	16,000,000	-	16,000,000
37	Office of the Legal Aid Commission	13,978,596	529,564	-	1,150,000	-	-	-	15,658,160	-	15,658,160
38	Ministry of Defence	1,500,566,785	46,973,724	-	193,924,340	-	25,730,507	334,908,590	2,102,103,946	-	2,102,103,946
	<i>o/w MoD Hqtrs and Agencies</i>	1,500,566,785	9,636,334	-	5,500,000	-	25,730,507	334,908,590	1,876,342,216	-	1,876,342,216
	<i>o/w Construction of Forward Operating Base/ Northern Border Security</i>	-	10,617,390	-	160,704,340	-	-	-	171,321,730	-	171,321,730
	<i>o/w Ammunitions and other Accoutrements</i>	-	-	-	27,720,000	-	-	-	27,720,000	-	27,720,000
	<i>o/w Fuel Lifting</i>	-	16,720,000	-	-	-	-	-	16,720,000	-	16,720,000
	<i>o/w Food</i>	-	10,000,000	-	-	-	-	-	10,000,000	-	10,000,000
39	Commission on Human Rights and Administrative Justice	26,237,024	14,035,083	-	6,325,000	-	-	-	46,597,107	-	46,597,107
40	Judicial Service	284,504,473	61,552,472	-	77,193,047	-	19,119,106	-	442,369,099	-	442,369,099
	<i>o/w Judicial Service Hqtrs and Agencies</i>	284,504,473	24,620,989	-	12,657,914	-	19,119,106	-	340,902,483	-	340,902,483
	<i>o/w Judiciary</i>	-	36,931,483	-	64,535,133	-	-	-	101,466,616	-	101,466,616
41	Ministry of the Interior	3,290,801,702	47,551,035	-	35,220,000	-	37,308,837	-	3,410,881,573	-	3,410,881,573
	<i>o/w MoI Hqtrs and Agencies</i>	3,290,801,702	20,941,035	-	7,500,000	-	37,308,837	-	3,356,551,573	-	3,356,551,573
	<i>o/w Ammunitions and other Accoutrements</i>	-	-	-	27,720,000	-	-	-	27,720,000	-	27,720,000
	<i>o/w Fuel Lifting</i>	-	16,610,000	-	-	-	-	-	16,610,000	-	16,610,000
	<i>o/w Food Rations</i>	-	10,000,000	-	-	-	-	-	10,000,000	-	10,000,000
42	Ministry of National Security	488,460,795	150,121,858	-	16,000,000	-	-	218,269,184	872,851,837	-	872,851,837
	<i>o/w MoNS Hqtrs and Agencies</i>	488,460,795	150,121,858	-	11,000,000	-	-	218,269,184	867,851,837	-	867,851,837
	<i>o/w Bureau of National Communications</i>	-	-	-	5,000,000	-	-	-	5,000,000	-	5,000,000
43	Office of the Special Prosecutor	43,473,043	50,630,042	-	30,000,000	-	-	-	124,103,085	-	124,103,085
	Sub-Total MDAs	25,653,541,455	4,332,723,380	775,530,399	2,076,915,448	1,318,401,678	5,893,772,351	8,112,394,011	48,163,278,722	-	48,163,278,722



APPENDIX 4A: MDA EXPENDITURE ALLOCATION (GH¢) – 2021

Sn.	Ministries / Departments & Agencies	Compensation of Employees			Goods and Services		
		Wages & Salaries GoG	Social Contributions GoG	Sub-Total	GoG	ABFA	Sub-Total
44	General Government Services	145,265,117	-	145,265,117	621,708,024	-	621,708,024
	o/w Other General Government Services Expenditures	145,265,117	-	145,265,117	501,708,024	-	501,708,024
	o/w National Population and Housing Census	-	-	-	80,000,000	-	80,000,000
	o/w Project Development Facility	-	-	-	20,000,000	-	20,000,000
	o/w PFM Reform Project	-	-	-	20,000,000	-	20,000,000
45	Other Expenditures	-	-	-	-	-	-
	ESLA Transfers	-	-	-	-	-	-
	COVID-19 Related Expenditures (CARES)	-	-	-	-	-	-
	o/w COVID-19 Alleviation Programme (Water & Electricity)	-	-	-	-	-	-
	o/w Provision of Health Infrastructure	-	-	-	-	-	-
	o/w National COVID-19 Response	-	-	-	-	-	-
	o/w Seed Fund For Capitalisation of Development Bank	-	-	-	-	-	-
	o/w Cost of Economic Revitalization payment	-	-	-	-	-	-
	o/w COVID-19 Vaccines (Operational & Procurement)	-	-	-	-	-	-
	Other Critical Spending	-	-	-	-	-	-
46	Subscription	-	-	-	50,000,000	-	50,000,000
47	Contingency Vote	-	-	-	186,829,891	-	186,829,891
48	Ghana Infrastructure Investment Fund	-	-	-	-	-	-
49	Pensions	-	1,651,123,621	1,651,123,621	-	-	-
50	Gratuities	-	515,976,131	515,976,131	-	-	-
51	Social Security	-	2,347,691,398	2,347,691,398	-	-	-
52	Interest Payments	-	-	-	-	-	-
53	Social Benefits (Lifeline Consumers of Electricity)	-	-	-	-	-	-
54	Subsidies on Petroleum products	-	-	-	-	-	-
55	National Health Fund	-	-	-	-	-	-
	o/w National COVID-19 Response	-	-	-	-	-	-
56	Education Trust Fund	-	-	-	-	-	-
57	Road Fund	-	-	-	-	-	-
58	Petroleum Related Funds	-	-	-	-	-	-
59	Dist. Ass. Common Fund	-	-	-	-	-	-
	o/w School Feeding Programme	-	-	-	-	-	-
	o/w ABFA	-	-	-	-	-	-
60	Transfer to GNPC from Oil Revenue	-	-	-	-	-	-
61	Other Earmarked Funds	-	-	-	-	-	-
62	Arrears Clearance (net change)	-	-	-	-	-	-
63	Amortisation	-	-	-	-	-	-
	Sub-Total -Multi Sectoral	145,265,117	4,514,791,150	4,660,056,267	858,537,914	-	858,537,914
	GRAND TOTAL	25,798,806,572	4,514,791,150	30,313,597,722	5,191,261,294	775,530,399	5,966,791,693



APPENDIX 4A: MDA EXPENDITURE ALLOCATION (GH¢) – 2021

Sn.	Ministries / Departments & Agencies	Capital Expenditure			Other Government Obligations (OGO)	MDAs Total GoG & OGO
		GoG	ABFA	Sub-Total		
44	General Government Services	20,000,000	(0)	20,000,000	-	786,973,140
	o/w Other General Government Services Expenditures	-	(0)	(0)	-	646,973,140
	o/w National Population and Housing Census	20,000,000	-	20,000,000	-	100,000,000
	o/w Project Development Facility	-	-	-	-	20,000,000
	o/w PFM Reform Project	-	-	-	-	20,000,000
45	Other Expenditures	-	-	-	7,884,158,132	7,884,158,132
	ESLA Transfers	-	-	-	2,979,531,071	2,979,531,071
	COVID-19 Related Expenditures (CARES)	-	-	-	4,509,627,061	4,509,627,061
	o/w COVID-19 Alleviation Programme (Water & Electricity)	-	-	-	200,000,000	200,000,000
	o/w Provision of Health Infrastructure	-	-	-	1,476,308,149	1,476,308,149
	o/w National COVID-19 Response	-	-	-	597,651,913	597,651,913
	o/w Seed Fund For Capitalisation of Development Bank	-	-	-	306,370,389	306,370,389
	o/w Cost of Economic Revitalization payment	-	-	-	1,000,000,000	1,000,000,000
	o/w COVID-19 Vaccines (Operational & Procurement)	-	-	-	929,296,610	929,296,610
	Other Critical Spending	-	-	-	395,000,000	395,000,000
46	Subscription	-	-	-	-	50,000,000
47	Contingency Vote	-	-	-	-	186,829,891
48	Ghana Infrastructure Investment Fund	-	-	-	361,914,186	361,914,186
49	Pensions	-	-	-	-	1,651,123,621
50	Gratuities	-	-	-	-	515,976,131
51	Social Security	-	-	-	-	2,347,691,398
52	Interest Payments	-	-	-	35,863,814,494	35,863,814,494
53	Social Benefits (Lifeline Consumers of Electricity)	-	-	-	165,084,002	165,084,002
54	Subsidies on Petroleum products	-	-	-	247,678,856	247,678,856
55	National Health Fund	-	-	-	1,903,907,554	1,903,907,554
0	o/w National COVID-19 Response	-	-	-	597,651,913	597,651,913
56	Education Trust Fund	-	-	-	1,442,796,479	1,442,796,479
57	Road Fund	-	-	-	1,191,805,239	1,191,805,239
58	Petroleum Related Funds	-	-	-	29,807,346	29,807,346
59	Dist. Ass. Common Fund	-	-	-	2,402,331,910	2,402,331,910
0	o/w School Feeding Programme	-	-	-	488,800,000	488,800,000
0	o/w ABFA	-	-	-	129,255,066	129,255,066
60	Transfer to GNPC from Oil Revenue	-	-	-	1,047,451,904	1,047,451,904
61	Other Earmarked Funds	-	-	-	3,807,603,596	3,807,603,596
62	Arrears Clearance (net change)	-	-	-	3,700,000,000	3,700,000,000
63	Amortisation	-	-	-	15,282,577,604	15,282,577,604
	Sub-Total -Multi Sectoral	20,000,000	(0)	20,000,000	75,330,931,300	80,869,525,482
	GRAND TOTAL	2,096,915,448	1,318,401,678	3,415,317,126	75,330,931,300	115,026,637,842



APPENDIX 4A: MDA EXPENDITURE ALLOCATION (GH¢) – 2021

Sn.	Ministries / Departments & Agencies	Retained IGF				Dev't Partner Funds			MDAs Total (DP & IGF)	Grand Total
		Wages & Salaries	Goods & Services	CAPEX	Sub-Total	Goods & Services	CAPEX	Sub-Total		
44	General Government Services	-	-	-	-	-	-	-	-	786,973,140
	o/w Other General Government Services Expenditures	-	-	-	-	-	-	-	-	646,973,140
	o/w National Population and Housing Census	-	-	-	-	-	-	-	-	100,000,000
	o/w Project Development Facility	-	-	-	-	-	-	-	-	20,000,000
	o/w PFM Reform Project	-	-	-	-	-	-	-	-	20,000,000
45	Other Expenditures	-	-	-	-	-	-	-	-	7,884,158,132
	ESLA Transfers	-	-	-	-	-	-	-	-	2,979,531,071
	COVID-19 Related Expenditures (CARES)	-	-	-	-	-	-	-	-	4,509,627,061
	o/w COVID-19 Alleviation Programme (Water & Electricity)	-	-	-	-	-	-	-	-	200,000,000
	o/w Provision of Health Infrastructure	-	-	-	-	-	-	-	-	1,476,308,149
	o/w National COVID-19 Response	-	-	-	-	-	-	-	-	597,651,913
	o/w Seed Fund For Capitalisation of Development Bank	-	-	-	-	-	-	-	-	306,370,389
	o/w Cost of Economic Revitalization payment	-	-	-	-	-	-	-	-	1,000,000,000
	o/w COVID-19 Vaccines (Operational & Procurement)	-	-	-	-	-	-	-	-	929,296,610
	Other Critical Spending	-	-	-	-	-	-	-	-	395,000,000
46	Subscription	-	-	-	-	-	-	-	-	50,000,000
47	Contingency Vote	-	-	-	-	-	-	-	-	186,829,891
48	Ghana Infrastructure Investment Fund	-	-	-	-	-	-	-	-	361,914,186
49	Pensions	-	-	-	-	-	-	-	-	1,651,123,621
50	Gratuities	-	-	-	-	-	-	-	-	515,976,131
51	Social Security	-	-	-	-	-	-	-	-	2,347,691,398
52	Interest Payments	-	-	-	-	-	-	-	-	35,863,814,494
53	Social Benefits (Lifeline Consumers of Electricity)	-	-	-	-	-	-	-	-	165,084,002
54	Subsidies on Petroleum products	-	-	-	-	-	-	-	-	247,678,856
55	National Health Fund	-	-	-	-	-	-	-	-	1,903,907,554
0	o/w National COVID-19 Response	-	-	-	-	-	-	-	-	597,651,913
56	Education Trust Fund	-	-	-	-	-	-	-	-	1,442,796,479
57	Road Fund	-	-	-	-	-	-	-	-	1,191,805,239
58	Petroleum Related Funds	-	-	-	-	-	-	-	-	29,807,346
59	Dist. Ass. Common Fund	-	-	-	-	-	-	-	-	2,402,331,910
0	o/w School Feeding Programme	-	-	-	-	-	-	-	-	488,800,000
0	o/w ABFA	-	-	-	-	-	-	-	-	129,255,066
60	Transfer to GNPC from Oil Revenue	-	-	-	-	-	-	-	-	1,047,451,904
61	Other Earmarked Funds	-	-	-	-	-	-	-	-	3,807,603,596
62	Arrears Clearance (net change)	-	-	-	-	-	-	-	-	3,700,000,000
63	Amortisation	-	-	-	-	-	-	-	-	15,282,577,604
	Sub-Total -Multi Sectoral	-	-	-	-	-	-	-	-	80,869,525,482
	GRAND TOTAL	720,050,125	4,032,595,538	1,141,126,687	5,893,772,351	1,344,260,464	6,768,133,547	8,112,394,011	14,006,166,362	129,032,804,204



APPENDIX 4A: MDA EXPENDITURE ALLOCATION (GH¢) – 2021

Sn.	Ministries / Departments & Agencies	Compensation of Employees	Goods & Services		CAPEX		IGF	DP Funds	Sub-Total	Other Government Obligations	Grand Total
		GoG	GoG	ABFA	GoG	ABFA					
44	General Government Services	145,265,117	621,708,024	-	20,000,000	-	-	-	786,973,140	-	786,973,140
	o/w Other General Government Services Expenditures	145,265,117	501,708,024	-	-	-	-	-	646,973,140	-	646,973,140
	o/w National Population and Housing Census	-	80,000,000	-	20,000,000	-	-	-	100,000,000	-	100,000,000
	o/w Project Development Facility	-	20,000,000	-	-	-	-	-	20,000,000	-	20,000,000
	o/w PFM Reform Project	-	20,000,000	-	-	-	-	-	20,000,000	-	20,000,000
45	Other Expenditures	-	-	-	-	-	-	-	-	7,884,158,132	7,884,158,132
	ESLA Transfers	-	-	-	-	-	-	-	-	2,979,531,071	2,979,531,071
	COVID-19 Related Expenditures (CARES)	-	-	-	-	-	-	-	-	4,509,627,061	4,509,627,061
	o/w COVID-19 Alleviation Programme (Water & Electricity)	-	-	-	-	-	-	-	-	200,000,000	200,000,000
	o/w Provision of Health Infrastructure	-	-	-	-	-	-	-	-	1,476,308,149	1,476,308,149
	o/w National COVID-19 Response	-	-	-	-	-	-	-	-	597,651,913	597,651,913
	o/w Seed Fund For Capitalisation of Development Bank	-	-	-	-	-	-	-	-	306,370,389	306,370,389
	o/w Cost of Economic Revitalization payment	-	-	-	-	-	-	-	-	1,000,000,000	1,000,000,000
	o/w COVID-19 Vaccines (Operational & Procurement)	-	-	-	-	-	-	-	-	929,296,610	929,296,610
	Other Critical Spending	-	-	-	-	-	-	-	-	395,000,000	395,000,000
46	Subscription	-	50,000,000	-	-	-	-	-	50,000,000	-	50,000,000
47	Contingency Vote	-	186,829,891	-	-	-	-	-	186,829,891	-	186,829,891
48	Ghana Infrastructure Investment Fund	-	-	-	-	-	-	-	-	361,914,186	361,914,186
49	Pensions	1,651,123,621	-	-	-	-	-	-	1,651,123,621	-	1,651,123,621
50	Gratuities	515,976,131	-	-	-	-	-	-	515,976,131	-	515,976,131
51	Social Security	2,347,691,398	-	-	-	-	-	-	2,347,691,398	-	2,347,691,398
52	Interest Payments	-	-	-	-	-	-	-	-	35,863,814,494	35,863,814,494
53	Social Benefits (Lifeline Consumers of Electricity)	-	-	-	-	-	-	-	-	165,084,002	165,084,002
54	Subsidies on Petroleum products	-	-	-	-	-	-	-	-	247,678,856	247,678,856
55	National Health Fund	-	-	-	-	-	-	-	-	1,903,907,554	1,903,907,554
0	o/w National COVID-19 Response	-	-	-	-	-	-	-	-	597,651,913	597,651,913
56	Education Trust Fund	-	-	-	-	-	-	-	-	1,442,796,479	1,442,796,479
57	Road Fund	-	-	-	-	-	-	-	-	1,191,805,239	1,191,805,239
58	Petroleum Related Funds	-	-	-	-	-	-	-	-	29,807,346	29,807,346
59	Dist. Ass. Common Fund	-	-	-	-	-	-	-	-	2,402,331,910	2,402,331,910
0	o/w School Feeding Programme	-	-	-	-	-	-	-	-	488,800,000	488,800,000
0	o/w ABFA	-	-	-	-	-	-	-	-	129,255,066	129,255,066
60	Transfer to GNPC from Oil Revenue	-	-	-	-	-	-	-	-	1,047,451,904	1,047,451,904
61	Other Earmarked Funds	-	-	-	-	-	-	-	-	3,807,603,596	3,807,603,596
62	Arrears Clearance (net change)	-	-	-	-	-	-	-	-	3,700,000,000	3,700,000,000
63	Amortisation	-	-	-	-	-	-	-	-	15,282,577,604	15,282,577,604
	Sub-Total -Multi Sectoral	4,660,056,267	858,537,914	-	20,000,000	-	-	-	5,538,594,181	75,330,931,300	80,869,525,482
	GRAND TOTAL	30,313,597,722	5,191,261,294	775,530,399	2,096,915,448	1,318,401,678	5,893,772,351	8,112,394,011	53,701,872,904	75,330,931,300	129,032,804,204



APPENDIX 4B: SUMMARY OF MDA EXPENDITURE ALLOCATION (GH¢) - 2022

Sn.	Ministries / Departments & Agencies	Compensation of Employees	Goods & Services		CAPEX		IGF	DP Funds	Sub-Total	Other Government Obligations	Grand Total
		GoG	GoG	ABFA	GoG	ABFA					
	Administration	3,540,020,851	1,587,013,634	2,566,610	947,343,652	456,976,097	214,057,076	1,108,908,750	7,856,886,670	-	7,856,886,670
1	Office of Government Machinery	899,677,689.13	1,064,840,368.44	-	433,057,491.26	435,114,257.26	59,805,113.15	91,840,759.09	2,984,335,678	-	2,984,335,678
	o/w OGM Hqtrs and Agencies	152,999,634	385,183,185	-	38,223,218	-	59,805,113	91,840,759	728,051,909	-	728,051,909
	o/w Public Enterprises	-	578,284	-	273,000	-	-	-	851,284	-	851,284
	o/w Scholarship	-	218,400,000	-	-	-	-	-	218,400,000	-	218,400,000
	o/w Micro Finance and Small Loans Centre	-	52,416,000	-	-	-	-	-	52,416,000	-	52,416,000
	o/w Nation Builders Corps	733,824,000	-	-	-	-	-	-	733,824,000	-	733,824,000
	o/w National Identification Authority	-	218,400,000	-	-	-	-	-	218,400,000	-	218,400,000
	o/w Monitoring and Evaluation	1,092,750	2,610,422	-	-	-	-	-	3,703,172	-	3,703,172
	o/w Zongo Development Fund	4,243,991	86,486,400	-	-	-	-	-	90,730,391	-	90,730,391
	o/w Special Development Initiatives	7,517,314	100,766,079	-	394,561,273	435,114,257	-	-	937,958,923	-	937,958,923
2	Office of the Head of Civil Service	23,322,701	8,180,101	-	1,255,800	-	3,605,118	-	36,363,721	-	36,363,721
	o/w OHCS Hqtrs and Agencies	-	3,812,101	-	1,255,800	-	3,605,118	-	8,673,020	-	8,673,020
	o/w Promotion/ Recruitment/ Training	-	4,368,000	-	-	-	-	-	4,368,000	-	4,368,000
3	Parliament of Ghana	219,614,398	223,890,235	-	62,790,000	-	-	-	506,294,633	-	506,294,633
4	Audit Service	389,078,127	56,511,000	-	18,837,000	-	-	18,757,335	483,183,462	-	483,183,462
5	Public Services Commission	4,751,000	4,407,973	-	4,469,010	-	-	-	13,627,983	-	13,627,983
6	Electoral Commission	52,708,405	89,544,000	-	30,470,101	-	-	10,335,093	183,057,599	-	183,057,599
7	Ministry of Foreign Affairs and Regional Integration	459,020,076	13,873,293	-	5,460,000	-	36,150,293	-	514,503,662	-	514,503,662
8	Ministry of Finance	426,546,875	39,568,137	2,566,610	116,734,800	21,840	89,482,594	625,090,634	1,300,011,490	-	1,300,011,490
	o/w MoF Hqtrs and Agencies	424,477,251	30,951,234	-	7,534,800	-	89,482,594	625,090,634	1,177,536,513	-	1,177,536,513
	o/w Ghana Asset Management Company	-	2,593,500	-	-	-	-	-	2,593,500	-	2,593,500
	o/w Venture Capital	-	4,914,000	-	-	-	-	-	4,914,000	-	4,914,000
	o/w Housing and Mortgage Financing	-	-	-	109,200,000	-	-	-	109,200,000	-	109,200,000
	o/w Public Interest and Accountability Committee	-	-	2,566,610	-	21,840	-	-	2,588,450	-	2,588,450
	o/w Planning	2,069,624	1,109,403	-	-	-	-	-	3,179,027	-	3,179,027
9	Ministry of Local Government, Decentralisation and Rural Development	951,203,126	57,839,255	-	250,035,240	21,840,000	-	362,884,929	1,643,802,550	-	1,643,802,550
	o/w MLGRD Hqtrs and Agencies	54,977,801	9,282,753	-	3,013,920	-	-	357,297,585	424,572,058	-	424,572,058
	o/w Local Government Service (incl. RCCs and MMDAs)	895,062,199	35,103,063	-	6,781,320	-	-	5,587,344	942,533,926	-	942,533,926
	o/w Regional Reorganisation and Development	1,163,126	13,453,440	-	240,240,000	21,840,000	-	-	276,696,566	-	276,696,566
10	National Media Commission	4,559,548	2,930,599	-	-	-	-	-	7,490,147	-	7,490,147
11	National Development Planning Commission	6,326,012	7,213,444	-	2,285,010	-	-	-	15,824,465	-	15,824,465
12	Ministry of Information	90,728,456	9,903,014	-	10,920,000	-	25,013,957	-	136,565,427	-	136,565,427
	o/w Mol Hqtrs and Agencies	90,728,456	5,535,014	-	10,920,000	-	25,013,957	-	132,197,427	-	132,197,427
	o/w Government Communication	-	4,368,000	-	-	-	-	-	4,368,000	-	4,368,000
13	Right to Information Commission	9,282,000	5,460,000	-	546,000	-	-	-	15,288,000	-	15,288,000
14	Ministry of Parliamentary Affairs	3,202,437	2,852,213	-	10,483,200	-	-	-	16,537,851	-	16,537,851



“Economic Revitalisation through **Completion, Consolidation & Continuity**”

APPENDIX 4B: SUMMARY OF MDA EXPENDITURE ALLOCATION (GH¢) - 2022

Sn.	Ministries / Departments & Agencies	Compensation of Employees	Goods & Services		CAPEX		IGF	DP Funds	Sub-Total	Other Government Obligations	Grand Total
		GoG	GoG	ABFA	GoG	ABFA					
	Economic	735,406,196	818,596,617	10,920,000	269,029,474	51,558,432	790,564,471	1,567,057,040	4,243,132,230	-	4,243,132,230
15	Ministry of Food and Agriculture	95,811,018	509,330,029	-	63,427,340	8,736,000	6,170,415	541,898,397	1,225,373,199	-	1,225,373,199
	<i>o/w MoFA Hqtrs and Agencies</i>	95,811,018	11,257,363	-	10,483,200	-	6,170,415	541,898,397	665,620,393	-	665,620,393
	<i>o/w Planting for Food and Jobs</i>	-	463,008,000	-	7,705,152	8,736,000	-	-	479,449,152	-	479,449,152
	<i>o/w Tree Crops Development Authority</i>	-	32,760,000	-	-	-	-	-	32,760,000	-	32,760,000
	<i>o/w Construction of Dam to hold spillage from Bagre Dam</i>	-	2,304,666	-	45,238,988	-	-	-	47,543,654	-	47,543,654
16	Ministry of Fisheries and Aquaculture Development	12,181,407	2,339,123	-	5,460,000	2,184,000	67,935,270	301,800,445	391,900,245	-	391,900,245
	<i>o/w MoFAD Hqtrs and Agencies</i>	12,181,407	2,339,123	-	-	2,184,000	65,796,810	301,800,445	384,301,785	-	384,301,785
	<i>o/w Anomabo Fisheries College</i>	-	-	-	5,460,000	-	2,138,460	-	7,598,460	-	7,598,460
17	Ministry of Lands and Natural Resources	242,326,594	157,086,773	10,920,000	8,485,229	13,104,000	263,771,500	106,358,364	802,052,459	-	802,052,459
	<i>o/w MLNR Hqtrs and Agencies</i>	242,326,594	6,448,697	-	-	-	263,771,500	106,358,364	618,905,155	-	618,905,155
	<i>o/w National afforestation programme</i>	-	115,752,000	-	-	-	-	-	115,752,000	-	115,752,000
	<i>o/w Ghana Integrated Aluminium Development Company</i>	-	7,584,329	-	8,485,229	-	-	-	16,069,558	-	16,069,558
	<i>o/w Operation Vanguard (Anti-Galamsey Operations)</i>	-	18,565,747	-	-	-	-	-	18,565,747	-	18,565,747
	<i>o/w Boundary Settlement Commission</i>	-	3,276,000	-	-	-	-	-	3,276,000	-	3,276,000
	<i>o/w Ghana Integrated Iron and Steel Development Corp.</i>	-	5,460,000	10,920,000	-	13,104,000	-	-	29,484,000	-	29,484,000
18	Ministry of Trade and Industry	70,548,780	120,299,390	-	89,911,042	18,798,432	160,986,626	124,398,130	584,942,399	-	584,942,399
	<i>o/w MOTI Hqtrs and Agencies</i>	69,345,037	7,517,605	-	5,460,000	-	160,986,626	124,398,130	367,707,397	-	367,707,397
	<i>o/w One District One Factory Programme</i>	-	76,161,758	-	84,451,042	18,798,432	-	-	179,411,232	-	179,411,232
	<i>o/w Africa Continental Free Trade Area Secretariat</i>	-	14,196,000	-	-	-	-	-	14,196,000	-	14,196,000
	<i>o/w Business Development</i>	1,203,743	22,424,027	-	-	-	-	-	23,627,770	-	23,627,770
19	Ministry of Tourism, Arts and Culture	61,628,741	10,525,541	-	-	-	13,099,725	40,818,214	126,072,221	-	126,072,221
20	Ministry of Environment, Science, Tech. and Innovation	248,093,263	12,171,053	-	6,006,000	-	203,952,105	18,439,151	488,661,572	-	488,661,572
	<i>o/w MESTI Hqtrs and Agencies</i>	-	5,073,053	-	-	-	203,952,105	18,439,151	227,464,309	-	227,464,309
	<i>o/w Science and Technology Project</i>	-	7,098,000	-	6,006,000	-	-	-	13,104,000	-	13,104,000
21	Ministry of Energy	4,816,393	6,844,708	-	95,739,863	8,736,000	74,648,830	433,344,339	624,130,133	-	624,130,133
	Infrastructure	142,780,748	64,188,346	-	393,547,664	1,015,406,938	284,632,369	2,584,006,686	4,484,562,751	-	4,484,562,751
22	Ministry of Water Resources and Sanitation	16,813,138	22,723,340	-	61,877,516	16,338,934	48,690,197	439,736,860	606,179,986	-	606,179,986
	<i>o/w MoWRS Hqtrs and Agencies</i>	16,813,138	2,659,790	-	-	-	48,690,197	439,736,860	507,899,986	-	507,899,986
	<i>o/w Water and Sanitation Initiative</i>	-	20,063,550	-	61,877,516	16,338,934	-	-	98,280,000	-	98,280,000
23	Ministry of Works and Housing	23,289,884	3,528,591	-	89,263,558	-	596,876	67,677,025	184,355,933	-	184,355,933
24	Ministry of Roads and Highways	62,719,356	2,653,441	-	172,197,744	868,028,003	26,485,182	1,148,339,897	2,280,423,624	-	2,280,423,624
	<i>o/w MoRH Hqtrs and Agencies</i>	62,719,356	2,653,441	-	-	-	26,485,182	1,148,339,897	1,240,197,877	-	1,240,197,877
	<i>o/w Roads Infrastructure</i>	-	-	-	172,197,744	868,028,003	-	-	1,040,225,747	-	1,040,225,747
25	Ministry of Communications and Digitalisation	26,121,387	10,467,182	-	32,760,000	-	68,262,859	305,518,479	443,129,907	-	443,129,907
	<i>o/w MoC Hqtrs and Agencies</i>	26,121,387	2,684,075	-	10,920,000	-	68,262,859	305,518,479	413,506,800	-	413,506,800
	<i>o/w Cyber Security</i>	-	3,549,000	-	21,840,000	-	-	-	25,389,000	-	25,389,000
	<i>o/w NITA Data Charges for all MDAs</i>	-	4,234,107	-	-	-	-	-	4,234,107	-	4,234,107
26	Ministry of Railways Development	4,105,859	12,972,594	-	7,582,646	131,040,000	2,369,000	131,508,001	289,578,101	-	289,578,101
	<i>o/w MoRD Hqtrs and Agencies</i>	4,105,859	2,711,816	-	-	-	2,369,000	131,508,001	140,694,677	-	140,694,677
	<i>o/w Railways Development</i>	-	10,260,778	-	7,582,646	131,040,000	-	-	148,883,424	-	148,883,424
27	Ministry of Transport	9,731,124	11,843,198	-	29,866,200	-	138,228,255	491,226,423	680,895,200	-	680,895,200
	<i>o/w MoT Hqtrs and Agencies</i>	8,258,739	4,835,917	-	3,276,000	-	138,228,255	337,147,308	491,746,219	-	491,746,219
	<i>o/w Fish Landing Sites</i>	-	6,552,000	-	25,334,400	-	-	-	31,886,400	-	31,886,400
	<i>o/w Aviation</i>	1,472,385	455,281	-	1,255,800	-	-	154,079,115	157,262,581	-	157,262,581



“Economic Revitalisation through Completion, Consolidation & Continuity”

APPENDIX 4B: SUMMARY OF MDA EXPENDITURE ALLOCATION (GH¢) - 2022

Sn.	Ministries / Departments & Agencies	Compensation of Employees	Goods & Services		CAPEX		IGF	DP Funds	Sub-Total	Other Government Obligations	Grand Total
		GoG	GoG	ABFA	GoG	ABFA					
	Social	17,340,643,521	1,777,461,715	905,098,444	45,801,219	49,604,100	5,264,883,151	2,296,246,868	27,679,739,018	-	27,679,739,018
28	Ministry of Education	11,370,358,401	1,491,318,907	905,098,444	12,558,000	14,196,000	2,397,948,171	930,169,399	17,121,647,322	-	17,121,647,322
	<i>o/w MoE Hqtrs and Agencies</i>	11,184,814,409	22,385,362	-	12,558,000	-	2,397,948,171	930,169,399	14,547,875,340	-	14,547,875,340
	<i>o/w Free Senior High School Programme</i>	-	1,250,533,545	905,098,444	-	-	-	-	2,155,631,989	-	2,155,631,989
	<i>o/w Existing Interventions in Education</i>	-	218,400,000	-	-	-	-	-	218,400,000	-	218,400,000
	<i>o/w Construction of Regional STEAM Centres</i>	-	-	-	-	14,196,000	-	-	14,196,000	-	14,196,000
	<i>o/w Teacher Trainee Allowances</i>	185,543,992	-	-	-	-	-	-	185,543,992	-	185,543,992
29	Ministry of Employment and Labour Relations	75,084,158	4,083,629	-	5,151,519	-	162,887,460	1,516,600	248,723,366	-	248,723,366
30	Ministry of Youth and Sports	21,021,946	13,551,907	-	2,511,600	-	451,768	-	37,537,221	-	37,537,221
31	National Commission for Civic Education	68,531,392	4,686,094	-	1,255,800	-	-	21,396	74,494,682	-	74,494,682
32	Ministry of Chieftaincy and Religious Affairs	33,814,662	3,956,840	-	1,255,800	-	-	-	39,027,302	-	39,027,302
33	Ministry of Health	5,727,944,009	36,358,305	-	14,277,900	35,408,100	2,690,194,596	1,291,644,958	9,795,827,869	-	9,795,827,869
	<i>o/w MoH Hqtrs and Agencies</i>	5,475,473,609	32,263,305	-	9,282,000	-	2,690,194,596	1,291,644,958	9,498,858,469	-	9,498,858,469
	<i>o/w Mental Health</i>	-	4,095,000	-	-	-	-	-	4,095,000	-	4,095,000
	<i>o/w Health Infrastructure</i>	-	-	-	4,995,900	27,764,100	-	-	32,760,000	-	32,760,000
	<i>o/w e-Health Project</i>	-	-	-	-	7,644,000	-	-	7,644,000	-	7,644,000
	<i>o/w Nursing Trainee Allowances</i>	252,470,400	-	-	-	-	-	-	252,470,400	-	252,470,400
34	Ministry of Gender, Children and Social Protection	40,373,913	221,380,021	-	7,534,800	-	13,401,156	72,894,515	355,584,406	-	355,584,406
	<i>o/w MGCSOP Hqtrs and Agencies</i>	40,373,913	2,942,306	-	7,534,800	-	13,401,156	72,894,515	137,146,691	-	137,146,691
	<i>o/w Livelihood Empowerment Against Poverty</i>	-	215,707,715	-	-	-	-	-	215,707,715	-	215,707,715
	<i>o/w School Feeding Programme</i>	-	-	-	-	-	-	-	-	-	-
	<i>o/w Domestic Violence Fund</i>	-	1,638,000	-	-	-	-	-	1,638,000	-	1,638,000
	<i>o/w Child / Human Trafficking Fund</i>	-	1,092,000	-	-	-	-	-	1,092,000	-	1,092,000
35	National labour Commission	3,515,040	2,126,012	-	1,255,800	-	-	-	6,896,852	-	6,896,852
	Public Safety	6,254,815,952	412,367,761	-	363,758,727	-	121,632,052	23,294,402	7,175,868,893	-	7,175,868,893
36	Office of the Attorney-General and Ministry of Justice	87,175,470	6,805,756	-	19,983,600	-	34,643,070	-	148,607,896	-	148,607,896
	<i>o/w MoJ Hqtrs and Agencies</i>	87,175,470	6,805,756	-	2,511,600	-	34,643,070	-	131,135,896	-	131,135,896
	<i>o/w Construction of Law House</i>	-	-	-	17,472,000	-	-	-	17,472,000	-	17,472,000
37	Office of the Legal Aid Commission	15,264,627	578,284	-	1,255,800	-	-	-	17,098,711	-	17,098,711
38	Ministry of Defence	1,638,618,929	51,295,307	-	211,765,379	-	26,593,980	-	1,928,273,595	-	1,928,273,595
	<i>o/w MoD Hqtrs and Agencies</i>	1,638,618,929	10,522,877	-	6,006,000	-	26,593,980	-	1,681,741,786	-	1,681,741,786
	<i>o/w Construction of Forward Operating Base/ Northern Border Security</i>	-	11,594,190	-	175,489,139	-	-	-	187,083,329	-	187,083,329
	<i>o/w Ammunitions and other Accoutrements</i>	-	-	-	30,270,240	-	-	-	30,270,240	-	30,270,240
	<i>o/w Fuel Lifting</i>	-	18,258,240	-	-	-	-	-	18,258,240	-	18,258,240
	<i>o/w Food</i>	-	10,920,000	-	-	-	-	-	10,920,000	-	10,920,000
	Commission on Human Rights and Administrative Justice	28,650,830	15,326,311	-	6,906,900	-	-	-	50,884,041	-	50,884,041
40	Judicial Service	310,678,885	67,215,300	-	35,154,807	-	20,266,253	-	433,315,245	-	433,315,245
	<i>o/w Judicial Service Hqtrs and Agencies</i>	310,678,885	26,886,120	-	10,546,442	-	20,266,253	-	368,377,700	-	368,377,700
	<i>o/w Judiciary</i>	-	40,329,180	-	24,608,365	-	-	-	64,937,545	-	64,937,545
41	Ministry of the Interior	3,593,555,459	51,925,730	-	38,460,240	-	40,128,749	-	3,724,070,177	-	3,724,070,177
	<i>o/w MoI Hqtrs and Agencies</i>	3,593,555,459	22,867,610	-	8,190,000	-	40,128,749	-	3,664,741,817	-	3,664,741,817
	<i>o/w Ammunitions and other Accoutrements</i>	-	-	-	30,270,240	-	-	-	30,270,240	-	30,270,240
	<i>o/w Fuel Lifting</i>	-	18,138,120	-	-	-	-	-	18,138,120	-	18,138,120
	<i>o/w Food Rations</i>	-	10,920,000	-	-	-	-	-	10,920,000	-	10,920,000
42	Ministry of National Security	533,399,188	163,933,069	-	17,472,000	-	-	23,294,402	738,098,659	-	738,098,659
	<i>o/w MoNS Hqtrs and Agencies</i>	533,399,188	163,933,069	-	12,012,000	-	-	23,294,402	732,638,659	-	732,638,659
	<i>o/w Bureau of National Communications</i>	-	-	-	5,460,000	-	-	-	5,460,000	-	5,460,000
43	Office of the Special Prosecutor	47,472,563	55,288,005	-	32,760,000	-	-	-	135,520,569	-	135,520,569
	Sub-Total MDAs	28,013,667,269	4,659,628,073	918,585,053	2,019,480,736	1,573,545,566	6,675,769,119	7,579,513,745	51,440,189,562	-	51,440,189,562



“Economic Revitalisation through **Completion, Consolidation & Continuity**”

APPENDIX 4B: SUMMARY OF MDA EXPENDITURE ALLOCATION (GH¢) - 2022

Sn.	Ministries / Departments & Agencies	Compensation of Employees	Goods & Services		CAPEX		IGF	DP Funds	Sub-Total	Other Government Obligations	Grand Total
		GoG	GoG	ABFA	GoG	ABFA					
44	General Government Services	147,172,092	1,402,960,508	-	182,955,920	(0)	-	-	1,733,088,520	-	1,733,088,520
	<i>o/w Other General Government Services Expenditures</i>	147,172,092	1,313,760,508	-	182,955,920	(0)	-	-	1,643,888,520	-	1,643,888,520
	<i>o/w National Population and Housing Census</i>	-	67,360,000	-	-	-	-	-	67,360,000	-	67,360,000
	<i>o/w Project Development Facility</i>	-	-	-	-	-	-	-	-	-	-
	<i>o/w PFM Reform Project</i>	-	21,840,000	-	-	-	-	-	21,840,000	-	21,840,000
45	Other Expenditures	-	-	-	-	-	-	-	-	5,218,983,833	5,218,983,833
	ESLA Transfers	-	-	-	-	-	-	-	-	3,312,318,673	3,312,318,673
	COVID-19 Related Expenditures (CARES)	-	-	-	-	-	-	-	-	1,906,665,160	1,906,665,160
	<i>o/w COVID-19 Alleviation Programme (Water & Electricity)</i>	-	-	-	-	-	-	-	-	-	-
	<i>o/w Provision of Health Infrastructure</i>	-	-	-	-	-	-	-	-	906,665,160	906,665,160
	<i>o/w National COVID-19 Response</i>	-	-	-	-	-	-	-	-	-	-
	<i>o/w Seed Fund For Capitalisation of Development Bank</i>	-	-	-	-	-	-	-	-	-	-
	<i>o/w Cost of Economic Revitalization payment</i>	-	-	-	-	-	-	-	-	1,000,000,000	1,000,000,000
	<i>o/w COVID-19 Vaccines (Operational & Procurement)</i>	-	-	-	-	-	-	-	-	-	-
	<i>Other Critical Spending</i>	-	-	-	-	-	-	-	-	-	-
46	Subscription	-	-	-	-	-	-	-	-	-	-
47	Contingency Vote	-	178,976,397	-	-	-	-	-	178,976,397	-	178,976,397
48	Ghana Infrastructure Investment Fund	-	-	-	-	361,914,186	-	-	361,914,186	-	361,914,186
49	Pensions	1,849,258,455	-	-	-	-	-	-	1,849,258,455	-	1,849,258,455
50	Gratuities	577,893,267	-	-	-	-	-	-	577,893,267	-	577,893,267
51	Social Security	2,629,414,366	-	-	-	-	-	-	2,629,414,366	-	2,629,414,366
52	Interest Payments	-	-	-	-	-	-	-	-	37,625,441,151	37,625,441,151
53	Social Benefits (Lifeline Consumers of Electricity)	-	-	-	-	-	-	-	-	280,642,803	280,642,803
54	Subsidies on Petroleum products	-	-	-	-	-	-	-	-	267,493,164	267,493,164
55	National Health Fund	-	-	-	-	-	-	-	-	2,195,387,602	2,195,387,602
	<i>o/w National COVID-19 Response</i>	-	-	-	-	-	-	-	-	-	-
56	Education Trust Fund	-	-	-	-	-	-	-	-	1,680,585,353	1,680,585,353
57	Road Fund	-	-	-	-	-	-	-	-	1,368,865,593	1,368,865,593
58	Petroleum Related Funds	-	-	-	-	-	-	-	-	34,235,670	34,235,670
59	Dist. Ass. Common Fund	-	-	-	-	-	-	-	-	2,745,625,060	2,745,625,060
	<i>o/w School Feeding Programme</i>	-	-	-	-	-	-	-	-	-	-
	<i>o/w ABFA</i>	-	-	-	-	-	-	-	-	153,097,509	153,097,509
60	Transfer to GNPC from Oil Revenue	-	-	-	-	-	-	-	-	984,685,064	984,685,064
61	Other Earmarked Funds	-	-	-	-	-	-	-	-	4,429,651,607	4,429,651,607
62	Arrears Clearance (net change)	-	-	-	-	-	-	-	-	1,500,000,000	1,500,000,000
63	Amortisation	-	-	-	-	-	-	-	-	12,043,023,475	12,043,023,475
	Sub-Total -Multi Sectoral	5,203,738,180	1,581,936,905	-	182,955,920	361,914,186	-	-	7,330,545,191	70,374,620,374	77,705,165,566
	GRAND TOTAL	33,217,405,449	6,241,564,978	918,585,053	2,202,436,656	1,935,459,752	6,675,769,119	7,579,513,745	58,770,734,753	70,374,620,374	129,145,355,127



APPENDIX 4C: SUMMARY OF MDA EXPENDITURE ALLOCATION (GH¢) - 2023

Sn.	Ministries / Departments & Agencies	Compensation of Employees	Goods & Services		CAPEX		IGF	DP Funds	Sub-Total	Other Government Obligations	Grand Total
		GoG	GoG	ABFA	GoG	ABFA					
	Administration	3,653,301,518	1,637,798,070	2,648,741	909,409,020	389,730,318	257,018,340	988,997,906	7,838,903,913	-	7,838,903,913
1	Office of Government Machinery	928,467,375.18	1,098,915,260	-	378,665,702	367,168,899	87,980,843	92,320,252	2,953,518,332	-	2,953,518,332
	o/w OGM Hqtrs and Agencies	157,895,622	397,509,046	-	39,446,361	-	87,980,843	92,320,252	775,152,125	-	775,152,125
	o/w Public Enterprises	-	596,789	-	281,736	-	-	-	878,525	-	878,525
	o/w Scholarship	-	225,388,800	-	-	-	-	-	225,388,800	-	225,388,800
	o/w Micro Finance and Small Loans Centre	-	54,093,312	-	-	-	-	-	54,093,312	-	54,093,312
	o/w Nation Builders Corps	757,306,368	-	-	-	-	-	-	757,306,368	-	757,306,368
	o/w National Identification Authority	-	225,388,800	-	-	-	-	-	225,388,800	-	225,388,800
	o/w Monitoring and Evaluation	1,127,718	2,693,955	-	-	-	-	-	3,821,673	-	3,821,673
	o/w Zongo Development Fund	4,379,799	89,253,965	-	-	-	-	-	93,633,764	-	93,633,764
	o/w Special Development Initiatives	7,757,868	103,990,593	-	338,937,605	367,168,899	-	-	817,854,965	-	817,854,965
2	Office of the Head of Civil Service	24,069,028	8,441,865	-	1,295,986	-	4,118,438	-	37,925,316	-	37,925,316
	o/w OHCS Hqtrs and Agencies	-	3,934,089	-	1,295,986	-	4,118,438	-	9,348,512	-	9,348,512
	o/w Promotion/ Recruitment/ Training	-	4,507,776	-	-	-	-	-	4,507,776	-	4,507,776
3	Parliament of Ghana	226,642,059	231,054,723	-	64,799,280	-	-	-	522,496,062	-	522,496,062
4	Audit Service	401,528,627	58,319,352	-	19,439,784	-	-	-	479,287,763	-	479,287,763
5	Public Services Commission	4,903,032	4,549,028	-	4,612,018	-	-	-	14,064,079	-	14,064,079
6	Electoral Commission	54,395,074	92,409,408	-	31,445,144	-	-	10,895,580	189,145,206	-	189,145,206
7	Ministry of Foreign Affairs and Regional Integration	473,708,718	14,317,238	-	5,634,720	-	39,724,608	-	533,385,285	-	533,385,285
8	Ministry of Finance	440,196,375	40,834,318	2,648,741	120,470,314	22,539	98,929,796	494,123,651	1,197,225,734	-	1,197,225,734
	o/w MoF Hqtrs and Agencies	438,060,523	31,941,674	-	7,775,914	-	98,929,796	494,123,651	1,070,831,557	-	1,070,831,557
	o/w Ghana Asset Management Company	-	2,676,492	-	-	-	-	-	2,676,492	-	2,676,492
	o/w Venture Capital	-	5,071,248	-	-	-	-	-	5,071,248	-	5,071,248
	o/w Housing and Mortgage Financing	-	-	-	112,694,400	-	-	-	112,694,400	-	112,694,400
	o/w Public Interest and Accountability Committee	-	-	2,648,741	-	22,539	-	-	2,671,280	-	2,671,280
	o/w Planning	2,135,852	1,144,904	-	-	-	-	-	3,280,756	-	3,280,756
9	Ministry of Local Government, Decentralisation and Rural Development	981,641,626	59,690,111	-	258,036,368	22,538,880	-	391,658,422	1,713,565,408	-	1,713,565,408
	o/w MLGRD Hqtrs and Agencies	56,737,090	9,579,801	-	3,110,365	-	-	335,848,807	405,276,064	-	405,276,064
	o/w Local Government Service (incl. RCCs and MMDAs)	923,704,190	36,226,361	-	6,998,322	-	-	55,809,615	1,022,738,488	-	1,022,738,488
	o/w Regional Reorganisation and Development	1,200,346	13,883,950	-	247,927,680	22,538,880	-	-	285,550,856	-	285,550,856
10	National Media Commission	4,705,453	3,024,378	-	-	-	-	-	7,729,831	-	7,729,831
11	National Development Planning Commission	6,528,444	7,444,274	-	2,358,130	-	-	-	16,330,848	-	16,330,848
12	Ministry of Information	93,631,767	10,219,911	-	11,269,440	-	26,264,655	-	141,385,773	-	141,385,773
	o/w Mol Hqtrs and Agencies	93,631,767	5,712,135	-	11,269,440	-	26,264,655	-	136,877,997	-	136,877,997
	o/w Government Communication	-	4,507,776	-	-	-	-	-	4,507,776	-	4,507,776
13	Right to Information Commission	9,579,024	5,634,720	-	563,472	-	-	-	15,777,216	-	15,777,216
14	Ministry of Parliamentary Affairs	3,304,915	2,943,484	-	10,818,662	-	-	-	17,067,062	-	17,067,062



“Economic Revitalisation through Completion, Consolidation & Continuity”

APPENDIX 4C: SUMMARY OF MDA EXPENDITURE ALLOCATION (GH¢) - 2023

Sn.	Ministries / Departments & Agencies	Compensation of Employees	Goods & Services		CAPEX		IGF	DP Funds	Sub-Total	Other Government Obligations	Grand Total
		GoG	GoG	ABFA	GoG	ABFA					
	Economic	758,939,195	844,791,709	11,269,440	277,638,418	53,208,301	1,039,365,567	1,291,405,159	4,276,617,788	-	4,276,617,788
15	Ministry of Food and Agriculture	98,876,971	525,628,590	-	65,457,015	9,015,552	6,786,370	276,948,190	982,712,688	-	982,712,688
	<i>o/w MoFA Hqtrs and Agencies</i>	98,876,971	11,617,598	-	10,818,662	-	6,786,370	276,948,190	405,047,792	-	405,047,792
	<i>o/w Planting for Food and Jobs</i>	-	477,824,256	-	7,951,717	9,015,552	-	-	494,791,525	-	494,791,525
	<i>o/w Tree Crops Development Authority</i>	-	33,808,320	-	-	-	-	-	33,808,320	-	33,808,320
	<i>o/w Construction of Dam to hold spillage from Bagre Dam</i>	-	2,378,415	-	46,686,636	-	-	-	49,065,051	-	49,065,051
16	Ministry of Fisheries and Aquaculture Development	12,571,212	2,413,975	-	5,634,720	2,253,888	72,670,087	207,072,443	302,616,326	-	302,616,326
	<i>o/w MoFAD Hqtrs and Agencies</i>	12,571,212	2,413,975	-	-	2,253,888	70,211,482	207,072,443	294,523,000	-	294,523,000
	<i>o/w Anomabo Fisheries College</i>	-	-	-	5,634,720	-	2,458,606	-	8,093,326	-	8,093,326
17	Ministry of Lands and Natural Resources	250,081,045	162,113,550	11,269,440	8,756,756	13,523,328	411,538,937	78,133,724	935,416,780	-	935,416,780
	<i>o/w MLNR Hqtrs and Agencies</i>	250,081,045	6,655,055	-	-	-	411,538,937	78,133,724	746,408,762	-	746,408,762
	<i>o/w National afforestation programme</i>	-	119,456,064	-	-	-	-	-	119,456,064	-	119,456,064
	<i>o/w Ghana Integrated Aluminium Development Company</i>	-	7,827,027	-	8,756,756	-	-	-	16,583,783	-	16,583,783
	<i>o/w Operation Vanguard (Anti-Galamsey Operations)</i>	-	19,159,851	-	-	-	-	-	19,159,851	-	19,159,851
	<i>o/w Boundary Settlement Commission</i>	-	3,380,832	-	-	-	-	-	3,380,832	-	3,380,832
	<i>o/w Ghana Integrated Iron and Steel Development Corp.</i>	-	5,634,720	11,269,440	-	13,523,328	-	-	30,427,488	-	30,427,488
18	Ministry of Trade and Industry	72,806,341	124,148,970	-	92,788,195	19,399,981	226,074,093	193,609,122	728,826,702	-	728,826,702
	<i>o/w MOTI Hqtrs and Agencies</i>	71,564,078	7,758,168	-	5,634,720	-	226,074,093	193,609,122	504,640,180	-	504,640,180
	<i>o/w One District One Factory Programme</i>	-	78,598,935	-	87,153,475	19,399,981	-	-	185,152,391	-	185,152,391
	<i>o/w Africa Continental Free Trade Area Secretariat</i>	-	14,650,272	-	-	-	-	-	14,650,272	-	14,650,272
	<i>o/w Business Development</i>	1,242,263	23,141,596	-	-	-	-	-	24,383,859	-	24,383,859
19	Ministry of Tourism, Arts and Culture	63,600,861	10,862,359	-	-	-	16,208,299	60,709,637	151,381,156	-	151,381,156
20	Ministry of Environment, Science, Tech. and Innovation	256,032,248	12,560,526	-	6,198,192	-	226,925,977	6,830,140	508,547,083	-	508,547,083
	<i>o/w MESTI Hqtrs and Agencies</i>	-	5,235,390	-	-	-	226,925,977	6,830,140	238,991,507	-	238,991,507
	<i>o/w Science and Technology Project</i>	-	7,325,136	-	6,198,192	-	-	-	13,523,328	-	13,523,328
21	Ministry of Energy	4,970,517	7,063,739	-	98,803,539	9,015,552	79,161,804	468,101,903	667,117,054	-	667,117,054
	Infrastructure	147,349,732	66,242,373	-	406,141,189	1,047,899,960	269,607,839	3,010,322,621	4,947,563,713	-	4,947,563,713
22	Ministry of Water Resources and Sanitation	17,351,159	23,450,487	-	63,857,596	16,861,780	53,567,022	442,873,626	617,961,670	-	617,961,670
	<i>o/w MoWRS Hqtrs and Agencies</i>	17,351,159	2,744,904	-	-	-	53,567,022	442,873,626	516,536,710	-	516,536,710
	<i>o/w Water and Sanitation Initiative</i>	-	20,705,584	-	63,857,596	16,861,780	-	-	101,424,960	-	101,424,960
23	Ministry of Works and Housing	24,035,160	3,641,505	-	92,119,992	-	628,861	101,384,576	221,810,095	-	221,810,095
24	Ministry of Roads and Highways	64,726,376	2,738,352	-	177,708,072	895,804,899	28,585,528	1,630,686,751	2,800,249,977	-	2,800,249,977
	<i>o/w MoRH Hqtrs and Agencies</i>	64,726,376	2,738,352	-	-	-	28,585,528	1,630,686,751	1,726,737,006	-	1,726,737,006
	<i>o/w Roads Infrastructure</i>	-	-	-	177,708,072	895,804,899	-	-	1,073,512,971	-	1,073,512,971
25	Ministry of Communications and Digitalisation	26,957,272	10,802,132	-	33,808,320	-	42,776,844	435,402,231	549,746,798	-	549,746,798
	<i>o/w MoC Hqtrs and Agencies</i>	26,957,272	2,769,965	-	11,269,440	-	42,776,844	435,402,231	519,175,752	-	519,175,752
	<i>o/w Cyber Security</i>	-	3,662,568	-	22,538,880	-	-	-	26,201,448	-	26,201,448
	<i>o/w NITA Data Charges for all MDAs</i>	-	4,369,598	-	-	-	-	-	4,369,598	-	4,369,598
26	Ministry of Railways Development	4,237,247	13,387,717	-	7,825,291	135,233,280	3,027,200	111,927,961	275,638,696	-	275,638,696
	<i>o/w MoRD Hqtrs and Agencies</i>	4,237,247	2,798,594	-	-	-	3,027,200	111,927,961	121,991,002	-	121,991,002
	<i>o/w Railways Development</i>	-	10,589,123	-	7,825,291	135,233,280	-	-	153,647,693	-	153,647,693
27	Ministry of Transport	10,042,520	12,222,180	-	30,821,918	-	141,022,385	288,047,476	482,156,478	-	482,156,478
	<i>o/w MoT Hqtrs and Agencies</i>	8,523,019	4,990,666	-	3,380,832	-	141,022,385	288,047,476	445,964,377	-	445,964,377
	<i>o/w Fish Landing Sites</i>	-	6,761,664	-	26,145,101	-	-	-	32,906,765	-	32,906,765
	<i>o/w Aviation</i>	1,519,501	469,850	-	1,295,986	-	-	-	3,285,337	-	3,285,337



“Economic Revitalisation through **Completion, Consolidation & Continuity**”

APPENDIX 4C: SUMMARY OF MDA EXPENDITURE ALLOCATION (GH¢) - 2023

Sn.	Ministries / Departments & Agencies	Compensation of Employees	Goods & Services		CAPEX		IGF	DP Funds	Sub-Total	Other Government Obligations	Grand Total
		GoG	GoG	ABFA	GoG	ABFA					
	Social	19,127,573,297	1,790,482,090	890,203,194	47,266,858	51,191,431	5,721,484,881	2,385,427,204	30,013,628,955	-	30,013,628,955
28	Ministry of Education	12,966,239,053	1,495,182,712	890,203,194	12,959,856	14,650,272	2,450,938,467	1,198,272,471	19,028,446,025	-	19,028,446,025
	<i>o/w MoE Hqtrs and Agencies</i>	11,291,200,341	23,101,693	-	12,959,856	-	2,450,938,467	1,198,272,471	14,976,472,828	-	14,976,472,828
	<i>o/w Free Senior High School Programme</i>	-	1,334,409,019	890,203,194	-	-	-	-	2,224,612,213	-	2,224,612,213
	<i>o/w Existing Interventions in Education</i>	-	225,388,800	-	-	-	-	-	225,388,800	-	225,388,800
	<i>o/w Construction of Regional STEAM Centres</i>	-	-	-	-	14,650,272	-	-	14,650,272	-	14,650,272
	<i>o/w Teacher Trainee Allowances</i>	191,481,400	-	-	-	-	-	-	191,481,400	-	191,481,400
29	Ministry of Employment and Labour Relations	77,486,851	4,214,305	-	5,316,367	-	159,547,981	1,344,928	247,910,432	-	247,910,432
30	Ministry of Youth and Sports	21,694,649	13,985,568	-	2,591,971	-	506,720	-	38,778,907	-	38,778,907
31	National Commission for Civic Education	70,724,397	4,836,049	-	1,295,986	-	-	-	76,856,432	-	76,856,432
32	Ministry of Chieftaincy and Religious Affairs	34,896,731	4,083,459	-	1,295,986	-	-	-	40,276,176	-	40,276,176
33	Ministry of Health	5,911,238,218	37,521,771	-	14,734,793	36,541,159	3,091,602,495	1,180,405,641	10,272,044,077	-	10,272,044,077
	<i>o/w MoH Hqtrs and Agencies</i>	5,650,688,765	33,295,731	-	9,579,024	-	3,091,602,495	1,180,405,641	9,965,571,657	-	9,965,571,657
	<i>o/w Mental Health</i>	-	4,226,040	-	-	-	-	-	4,226,040	-	4,226,040
	<i>o/w Health Infrastructure</i>	-	-	-	5,155,769	28,652,551	-	-	33,808,320	-	33,808,320
	<i>o/w e-Health Project</i>	-	-	-	-	7,888,608	-	-	7,888,608	-	7,888,608
	<i>o/w Nursing Trainee Allowances</i>	260,549,453	-	-	-	-	-	-	260,549,453	-	260,549,453
34	Ministry of Gender, Children and Social Protection	41,665,878	228,464,182	-	7,775,914	-	18,889,217	5,404,164	302,199,355	-	302,199,355
	<i>o/w MGCSOP Hqtrs and Agencies</i>	41,665,878	3,036,460	-	7,775,914	-	18,889,217	5,404,164	76,771,633	-	76,771,633
	<i>o/w Livelihood Empowerment Against Poverty</i>	-	222,610,362	-	-	-	-	-	222,610,362	-	222,610,362
	<i>o/w School Feeding Programme</i>	-	-	-	-	-	-	-	-	-	-
	<i>o/w Domestic Violence Fund</i>	-	1,690,416	-	-	-	-	-	1,690,416	-	1,690,416
	<i>o/w Child / Human Trafficking Fund</i>	-	1,126,944	-	-	-	-	-	1,126,944	-	1,126,944
35	National Labour Commission	3,627,521	2,194,044	-	1,295,986	-	-	-	7,117,551	-	7,117,551
	Public Safety	6,454,970,062	425,563,530	-	375,399,006	-	128,333,704	-	7,384,266,302	-	7,384,266,302
36	Office of the Attorney-General and Ministry of Justice	89,965,085	7,023,540	-	20,623,075	-	36,962,389	-	154,574,090	-	154,574,090
	<i>o/w MoJ Hqtrs and Agencies</i>	89,965,085	7,023,540	-	2,591,971	-	36,962,389	-	136,542,986	-	136,542,986
	<i>o/w Construction of Law House</i>	-	-	-	18,031,104	-	-	-	18,031,104	-	18,031,104
37	Office of the Legal Aid Commission	15,753,095	596,789	-	1,295,986	-	-	-	17,645,870	-	17,645,870
38	Ministry of Defence	1,691,054,735	52,936,757	-	218,541,871	-	27,191,700	-	1,989,725,063	-	1,989,725,063
	<i>o/w MoD Hqtrs and Agencies</i>	1,691,054,735	10,859,609	-	6,198,192	-	27,191,700	-	1,735,304,236	-	1,735,304,236
	<i>o/w Construction of Forward Operating Base/ Northern Border Security</i>	-	11,965,204	-	181,104,792	-	-	-	193,069,996	-	193,069,996
	<i>o/w Ammunitions and other Accoutrements</i>	-	-	-	31,238,888	-	-	-	31,238,888	-	31,238,888
	<i>o/w Fuel Lifting</i>	-	18,842,504	-	-	-	-	-	18,842,504	-	18,842,504
	<i>o/w Food</i>	-	11,269,440	-	-	-	-	-	11,269,440	-	11,269,440
39	Commission on Human Rights and Administrative Justice	29,567,657	15,816,753	-	7,127,921	-	-	-	52,512,330	-	52,512,330
40	Judicial Service	320,620,609	69,366,189	-	36,279,761	-	21,482,233	-	447,748,792	-	447,748,792
	<i>o/w Judicial Service Hqtrs and Agencies</i>	320,620,609	27,746,476	-	10,883,928	-	21,482,233	-	380,733,246	-	380,733,246
	<i>o/w Judiciary</i>	-	41,619,714	-	25,395,833	-	-	-	67,015,546	-	67,015,546
41	Ministry of the Interior	3,708,549,233	53,587,353	-	39,690,968	-	42,697,383	-	3,844,524,938	-	3,844,524,938
	<i>o/w MoI Hqtrs and Agencies</i>	3,708,549,233	23,599,374	-	8,452,080	-	42,697,383	-	3,783,298,070	-	3,783,298,070
	<i>o/w Ammunitions and other Accoutrements</i>	-	-	-	31,238,888	-	-	-	31,238,888	-	31,238,888
	<i>o/w Fuel Lifting</i>	-	18,718,540	-	-	-	-	-	18,718,540	-	18,718,540
	<i>o/w Food Rations</i>	-	11,269,440	-	-	-	-	-	11,269,440	-	11,269,440
42	Ministry of National Security	550,467,962	169,178,927	-	18,031,104	-	-	-	737,677,993	-	737,677,993
	<i>o/w MoNS Hqtrs and Agencies</i>	550,467,962	169,178,927	-	12,396,384	-	-	-	732,043,273	-	732,043,273
	<i>o/w Bureau of National Communications</i>	-	-	-	5,634,720	-	-	-	5,634,720	-	5,634,720
43	Office of the Special Prosecutor	48,991,685	57,057,221	-	33,808,320	-	-	-	139,857,227	-	139,857,227
	Sub-Total MDAs	30,142,133,805	4,764,877,771	904,121,375	2,015,854,490	1,542,030,010	7,415,810,332	7,676,152,889	54,460,980,672	-	54,460,980,672



APPENDIX 4C: SUMMARY OF MDA EXPENDITURE ALLOCATION (GH¢) - 2023

Sn.	Ministries / Departments & Agencies	Compensation of Employees	Goods & Services		CAPEX		IGF	DP Funds	Sub-Total	Other Government Obligations	Grand Total
		GoG	GoG	ABFA	GoG	ABFA					
44	General Government Services	197,262,724	1,289,998,872	-	424,992,543	(0)	-	-	1,912,254,138	-	1,912,254,138
	<i>o/w Other General Government Services Expenditures</i>	197,262,724	1,267,459,992	-	415,369,443	(0)	-	-	1,880,092,158	-	1,880,092,158
	<i>o/w National Population and Housing Census</i>	-	-	-	9,623,100	-	-	-	9,623,100	-	9,623,100
	<i>o/w Project Development Facility</i>	-	-	-	-	-	-	-	-	-	-
	<i>o/w PFM Reform Project</i>	-	22,538,880	-	-	-	-	-	22,538,880	-	22,538,880
45	Other Expenditures	-	-	-	-	-	-	-	-	4,976,142,908	4,976,142,908
	ESLA Transfers	-	-	-	-	-	-	-	-	3,685,078,299	3,685,078,299
	COVID-19 Related Expenditures (CARES)	-	-	-	-	-	-	-	-	1,291,064,609	1,291,064,609
	<i>o/w COVID-19 Alleviation Programme (Water & Electricity)</i>	-	-	-	-	-	-	-	-	-	-
	<i>o/w Provision of Health Infrastructure</i>	-	-	-	-	-	-	-	-	291,064,609	291,064,609
	<i>o/w National COVID-19 Response</i>	-	-	-	-	-	-	-	-	-	-
	<i>o/w Seed Fund For Capitalisation of Development Bank</i>	-	-	-	-	-	-	-	-	-	-
	<i>o/w Cost of Economic Revitalization payment</i>	-	-	-	-	-	-	-	-	1,000,000,000	1,000,000,000
	<i>o/w COVID-19 Vaccines (Operational & Procurement)</i>	-	-	-	-	-	-	-	-	-	-
	<i>Other Critical Spending</i>	-	-	-	-	-	-	-	-	-	-
46	Subscription	-	-	-	-	-	-	-	-	-	-
47	Contingency Vote	-	415,956,515	-	-	-	-	-	415,956,515	-	415,956,515
48	Ghana Infrastructure Investment Fund	-	-	-	-	361,914,186	-	-	361,914,186	-	361,914,186
49	Pensions	1,941,721,378	-	-	-	-	-	-	1,941,721,378	-	1,941,721,378
50	Gratuities	606,787,931	-	-	-	-	-	-	606,787,931	-	606,787,931
51	Social Security	2,760,885,084	-	-	-	-	-	-	2,760,885,084	-	2,760,885,084
52	Interest Payments	-	-	-	-	-	-	-	-	37,813,665,003	37,813,665,003
53	Social Benefits (Lifeline Consumers of Electricity)	-	-	-	-	-	-	-	-	289,062,087	289,062,087
54	Subsidies on Petroleum products	-	-	-	-	-	-	-	-	288,892,617	288,892,617
55	National Health Fund	-	-	-	-	-	-	-	-	2,413,142,411	2,413,142,411
	<i>o/w National COVID-19 Response</i>	-	-	-	-	-	-	-	-	-	-
56	Education Trust Fund	-	-	-	-	-	-	-	-	1,869,592,403	1,869,592,403
57	Road Fund	-	-	-	-	-	-	-	-	1,576,607,882	1,576,607,882
58	Petroleum Related Funds	-	-	-	-	-	-	-	-	39,431,356	39,431,356
59	Dist. Ass. Common Fund	-	-	-	-	-	-	-	-	3,129,574,077	3,129,574,077
	<i>o/w School Feeding Programme</i>	-	-	-	-	-	-	-	-	-	-
	<i>o/w ABFA</i>	-	-	-	-	-	-	-	-	159,872,746	159,872,746
60	Transfer to GNPC from Oil Revenue	-	-	-	-	-	-	-	-	1,056,531,417	1,056,531,417
61	Other Earmarked Funds	-	-	-	-	-	-	-	-	5,221,726,535	5,221,726,535
62	Arrears Clearance (net change)	-	-	-	-	-	-	-	-	1,000,000,000	1,000,000,000
63	Amortisation	-	-	-	-	-	-	-	-	9,933,375,185	9,933,375,185
	Sub-Total -Multi Sectoral	5,506,657,117	1,705,955,386	-	424,992,543	361,914,186	-	-	7,999,519,232	69,607,743,881	77,607,263,112
	GRAND TOTAL	35,648,790,922	6,470,833,157	904,121,375	2,440,847,033	1,903,944,196	7,415,810,332	7,676,152,889	62,460,499,904	69,607,743,881	132,068,243,785



APPENDIX 4D: SUMMARY OF MDA EXPENDITURE ALLOCATION (GH¢) - 2024

Sn.	Ministries / Departments & Agencies	Compensation of Employees	Goods & Services		CAPEX		IGF	DP Funds	Sub-Total	Other Government Obligations	Grand Total
		GoG	GoG	ABFA	GoG	ABFA					
	Administration	3,989,405,258	1,788,475,493	2,892,425	743,074,650	801,422,324	282,866,012	769,211,896	8,377,348,058	-	8,377,348,058
1	Office of Government Machinery	1,013,886,373.70	1,200,015,464	-	413,502,946	776,785,255	97,779,519	-	3,501,969,558	-	3,501,969,558
	o/w OGM Hqtrs and Agencies	172,422,020	434,079,879	-	43,075,426	-	97,779,519	-	747,356,844	-	747,356,844
	o/w Public Enterprises	-	651,693	-	307,656	-	-	-	959,349	-	959,349
	o/w Scholarship	-	246,124,570	-	-	-	-	-	246,124,570	-	246,124,570
	o/w Micro Finance and Small Loans Centre	-	59,069,897	-	-	-	-	-	59,069,897	-	59,069,897
	o/w Nation Builders Corps	826,978,554	-	-	-	-	-	-	826,978,554	-	826,978,554
	o/w National Identification Authority	-	246,124,570	-	-	-	-	-	246,124,570	-	246,124,570
	o/w Monitoring and Evaluation	1,231,468	2,941,799	-	-	-	-	-	4,173,267	-	4,173,267
	o/w Zongo Development Fund	4,782,740	97,465,330	-	-	-	-	-	102,248,070	-	102,248,070
	o/w Special Development Initiatives	8,471,592	113,557,728	-	370,119,864	776,785,255	-	-	1,268,934,438	-	1,268,934,438
2	Office of the Head of Civil Service	26,283,378	9,218,516	-	1,415,216	-	4,809,680	-	41,726,790	-	41,726,790
	o/w OHCS Hqtrs and Agencies	-	4,296,025	-	1,415,216	-	4,809,680	-	10,520,921	-	10,520,921
	o/w Promotion/ Recruitment/ Training	-	4,922,491	-	-	-	-	-	4,922,491	-	4,922,491
3	Parliament of Ghana	247,493,128	252,311,757	-	70,760,814	-	-	-	570,565,699	-	570,565,699
4	Audit Service	438,469,261	63,684,732	-	21,228,244	-	-	-	523,382,237	-	523,382,237
5	Public Services Commission	5,354,111	4,967,539	-	5,036,324	-	-	-	15,357,974	-	15,357,974
6	Electoral Commission	59,399,421	100,911,074	-	34,338,098	-	-	10,856,010	205,504,602	-	205,504,602
7	Ministry of Foreign Affairs and Regional Integration	517,289,921	15,634,424	-	6,153,114	-	43,202,507	-	582,279,966	-	582,279,966
8	Ministry of Finance	480,694,442	44,591,075	2,892,425	81,553,582	24,612	109,496,419	544,032,156	1,263,284,713	-	1,263,284,713
	o/w MoF Hqtrs and Agencies	478,362,091	34,880,308	-	8,491,298	-	109,496,419	544,032,156	1,175,262,272	-	1,175,262,272
	o/w Ghana Asset Management Company	-	2,922,729	-	-	-	-	-	2,922,729	-	2,922,729
	o/w Venture Capital	-	5,537,803	-	-	-	-	-	5,537,803	-	5,537,803
	o/w Housing and Mortgage Financing	-	-	-	73,062,285	-	-	-	73,062,285	-	73,062,285
	o/w Public Interest and Accountability Committee	-	-	2,892,425	-	24,612	-	-	2,917,038	-	2,917,038
	o/w Planning	2,332,351	1,250,235	-	-	-	-	-	3,582,586	-	3,582,586
9	Ministry of Local Government, Decentralisation and Rural Development	1,071,952,656	65,181,602	-	81,775,714	24,612,457	-	214,323,730	1,457,846,158	-	1,457,846,158
	o/w MLGRD Hqtrs and Agencies	61,956,902	10,461,142	-	3,396,519	-	-	214,323,730	290,138,294	-	290,138,294
	o/w Local Government Service (incl. RCCs and MMDAs)	1,008,684,975	39,559,186	-	7,642,168	-	-	-	1,055,886,329	-	1,055,886,329
	o/w Regional Reorganisation and Development	1,310,778	15,161,273	-	70,737,027	24,612,457	-	-	111,821,535	-	111,821,535
10	National Media Commission	5,138,355	3,302,621	-	-	-	-	-	8,440,976	-	8,440,976
11	National Development Planning Commission	7,129,061	8,129,147	-	2,575,078	-	-	-	17,833,286	-	17,833,286
12	Ministry of Information	102,245,890	11,160,142	-	12,306,228	-	27,577,887	-	153,290,148	-	153,290,148
	o/w Mol Hqtrs and Agencies	102,245,890	6,237,651	-	12,306,228	-	27,577,887	-	148,367,656	-	148,367,656
	o/w Government Communication	-	4,922,491	-	-	-	-	-	4,922,491	-	4,922,491
13	Right to Information Commission	10,460,294	6,153,114	-	615,311	-	-	-	17,228,720	-	17,228,720
14	Ministry of Parliamentary Affairs	3,608,968	3,214,285	-	11,813,979	-	-	-	18,637,232	-	18,637,232



“Economic Revitalisation through **Completion, Consolidation & Continuity**”

APPENDIX 4D: SUMMARY OF MDA EXPENDITURE ALLOCATION (GH¢) - 2024

Sn.	Ministries / Departments & Agencies	Compensation of Employees	Goods & Services		CAPEX		IGF	DP Funds	Sub-Total	Other Government Obligations	Grand Total
		GoG	GoG	ABFA	GoG	ABFA					
	Economic	828,761,601	922,512,546	12,306,228	233,181,152	58,103,465	1,047,076,415	1,687,658,540	4,789,599,947	-	4,789,599,947
15	Ministry of Food and Agriculture	107,973,652	573,986,420	-	71,479,061	9,844,983	7,423,191	240,079,329	1,010,786,636	-	1,010,786,636
	<i>o/w MoFA Hqtrs and Agencies</i>	107,973,652	12,686,417	-	11,813,979	-	7,423,191	240,079,329	379,976,570	-	379,976,570
	<i>o/w Planting for Food and Jobs</i>	-	521,784,088	-	8,683,275	9,844,983	-	-	540,312,345	-	540,312,345
	<i>o/w Tree Crops Development Authority</i>	-	36,918,685	-	-	-	-	-	36,918,685	-	36,918,685
	<i>o/w Construction of Dam to hold spillage from Bagre Dam</i>	-	2,597,230	-	50,981,806	-	-	-	53,579,036	-	53,579,036
16	Ministry of Fisheries and Aquaculture Development	13,727,764	2,636,061	-	6,153,114	2,461,246	79,810,926	222,502,417	327,291,528	-	327,291,528
	<i>o/w MoFAD Hqtrs and Agencies</i>	13,727,764	2,636,061	-	-	2,461,246	78,486,735	222,502,417	319,814,222	-	319,814,222
	<i>o/w Anomabo Fisheries College</i>	-	-	-	6,153,114	-	1,324,191	-	7,477,305	-	7,477,305
17	Ministry of Lands and Natural Resources	273,088,501	177,027,996	12,306,228	9,562,378	14,767,474	488,143,844	32,881,893	1,007,778,314	-	1,007,778,314
	<i>o/w MLNR Hqtrs and Agencies</i>	273,088,501	177,027,996	-	-	-	488,143,844	32,881,893	801,381,558	-	801,381,558
	<i>o/w National afforestation programme</i>	-	130,446,022	-	-	-	-	-	130,446,022	-	130,446,022
	<i>o/w Ghana Integrated Aluminium Development Company</i>	-	8,547,114	-	9,562,378	-	-	-	18,109,491	-	18,109,491
	<i>o/w Operation Vanguard (Anti-Galamsey Operations)</i>	-	20,922,557	-	-	-	-	-	20,922,557	-	20,922,557
	<i>o/w Boundary Settlement Commission</i>	-	3,691,869	-	-	-	-	-	3,691,869	-	3,691,869
	<i>o/w Ghana Integrated Iron and Steel Development Corp.</i>	-	6,153,114	12,306,228	-	14,767,474	-	-	33,226,817	-	33,226,817
18	Ministry of Trade and Industry	79,504,524	135,570,676	-	51,324,709	21,184,780	125,916,796	178,912,988	592,414,473	-	592,414,473
	<i>o/w MOTI Hqtrs and Agencies</i>	78,147,973	8,471,919	-	6,153,114	-	125,916,796	178,912,988	397,602,791	-	397,602,791
	<i>o/w One District One Factory Programme</i>	-	85,830,037	-	45,171,595	21,184,780	-	-	152,186,411	-	152,186,411
	<i>o/w Africa Continental Free Trade Area Secretariat</i>	-	15,998,097	-	-	-	-	-	15,998,097	-	15,998,097
	<i>o/w Business Development</i>	1,356,551	25,270,622	-	-	-	-	-	26,627,174	-	26,627,174
19	Ministry of Tourism, Arts and Culture	69,452,140	11,861,696	-	-	-	16,147,211	-	97,461,046	-	97,461,046
20	Ministry of Environment, Science, Tech. and Innovation	279,587,214	13,716,095	-	6,768,426	-	242,922,295	-	542,994,030	-	542,994,030
	<i>o/w MESTI Hqtrs and Agencies</i>	-	5,717,046	-	-	-	242,922,295	-	248,639,341	-	248,639,341
	<i>o/w Science and Technology Project</i>	-	7,999,049	-	6,768,426	-	-	-	14,767,474	-	14,767,474
21	Ministry of Energy	5,427,805	7,713,603	-	87,893,465	9,844,983	86,712,152	1,013,281,914	1,210,873,920	-	1,210,873,920
	Infrastructure	160,905,907	72,336,671	-	363,506,178	1,344,306,756	293,022,726	2,014,469,350	4,248,547,588	-	4,248,547,588
22	Ministry of Water Resources and Sanitation	18,947,465	25,607,932	-	(10,267,505)	18,413,064	58,942,329	372,516,961	484,160,246	-	484,160,246
	<i>o/w MoWRS Hqtrs and Agencies</i>	18,947,465	2,997,435	-	-	-	58,942,329	372,516,961	453,404,190	-	453,404,190
	<i>o/w Water and Sanitation Initiative</i>	-	22,610,497	-	(10,267,505)	18,413,064	-	-	30,756,056	-	30,756,056
23	Ministry of Works and Housing	26,246,395	3,976,524	-	100,595,031	-	643,268	355,542,120	487,003,338	-	487,003,338
24	Ministry of Roads and Highways	70,681,202	2,990,280	-	194,057,214	1,178,218,950	29,940,842	837,407,884	2,313,296,373	-	2,313,296,373
	<i>o/w MoRH Hqtrs and Agencies</i>	70,681,202	2,990,280	-	-	-	29,940,842	837,407,884	941,020,208	-	941,020,208
	<i>o/w Roads Infrastructure</i>	-	-	-	194,057,214	1,178,218,950	-	-	1,372,276,164	-	1,372,276,164
25	Ministry of Communications and Digitalisation	29,437,341	11,795,928	-	36,918,685	-	45,245,411	-	123,397,365	-	123,397,365
	<i>o/w MoC Hqtrs and Agencies</i>	29,437,341	3,024,802	-	12,306,228	-	45,245,411	-	90,013,782	-	90,013,782
	<i>o/w Cyber Security</i>	-	3,999,524	-	24,612,457	-	-	-	28,611,981	-	28,611,981
	<i>o/w NITA Data Charges for all MDAs</i>	-	4,771,601	-	-	-	-	-	4,771,601	-	4,771,601
26	Ministry of Railways Development	4,627,073	14,619,387	-	8,545,217	147,674,742	3,027,200	-	178,493,620	-	178,493,620
	<i>o/w MoRD Hqtrs and Agencies</i>	4,627,073	3,056,065	-	-	-	3,027,200	-	10,710,338	-	10,710,338
	<i>o/w Railways Development</i>	-	11,563,322	-	8,545,217	147,674,742	-	-	167,783,281	-	167,783,281
27	Ministry of Transport	10,966,431	13,346,620	-	33,657,535	-	155,223,676	449,002,384	662,196,647	-	662,196,647
	<i>o/w MoT Hqtrs and Agencies</i>	9,307,136	5,449,807	-	3,691,869	-	155,223,676	449,002,384	622,674,872	-	622,674,872
	<i>o/w Fish Landing Sites</i>	-	7,383,737	-	28,550,450	-	-	-	35,934,187	-	35,934,187
	<i>o/w Aviation</i>	1,659,295	513,076	-	1,415,216	-	-	-	3,587,587	-	3,587,587



APPENDIX 4D: SUMMARY OF MDA EXPENDITURE ALLOCATION (GH¢) - 2024

Sn.	Ministries / Departments & Agencies	Compensation of Employees	Goods & Services		CAPEX		IGF	DP Funds	Sub-Total	Other Government Obligations	Grand Total
		GoG	GoG	ABFA	GoG	ABFA					
	Social	20,887,310,041	1,646,722,433	1,280,585,897	51,615,409	55,901,043	5,925,346,542	1,790,390,695	31,637,872,060	-	31,637,872,060
28	Ministry of Education	14,159,133,046	1,324,255,513	1,280,585,897	14,152,163	15,998,097	2,147,916,392	1,310,510,453	20,252,551,561	-	20,252,551,561
	<i>o/w MoE Hqtrs and Agencies</i>	12,329,990,772	25,227,049	-	14,152,163	-	2,147,916,392	1,310,510,453	15,827,796,830	-	15,827,796,830
	<i>o/w Free Senior High School Programme</i>	-	1,148,690,639	1,280,585,897	-	-	-	-	2,429,276,536	-	2,429,276,536
	<i>o/w Existing Interventions in Education</i>	-	246,124,570	-	-	-	-	-	246,124,570	-	246,124,570
	<i>o/w Construction of Regional STEAM Centres</i>	-	-	-	-	15,998,097	-	-	15,998,097	-	15,998,097
	<i>o/w Teacher Trainee Allowances</i>	209,097,689	-	-	-	-	-	-	209,097,689	-	209,097,689
29	Ministry of Employment and Labour Relations	84,615,641	4,602,021	-	5,805,473	-	155,132,767	1,205,225	251,361,128	-	251,361,128
30	Ministry of Youth and Sports	23,690,556	15,272,240	-	2,830,433	-	558	-	41,793,786	-	41,793,786
31	National Commission for Civic Education	77,231,041	5,280,966	-	1,415,216	-	-	-	83,927,223	-	83,927,223
32	Ministry of Chieftaincy and Religious Affairs	38,107,231	4,459,137	-	1,415,216	-	-	-	43,981,584	-	43,981,584
33	Ministry of Health	6,455,072,134	40,973,774	-	16,090,394	39,902,946	3,595,483,360	478,675,016	10,626,197,624	-	10,626,197,624
	<i>o/w MoH Hqtrs and Agencies</i>	6,170,552,131	36,358,938	-	10,460,294	-	3,595,483,360	478,675,016	10,291,529,740	-	10,291,529,740
	<i>o/w Mental Health</i>	-	4,614,836	-	-	-	-	-	4,614,836	-	4,614,836
	<i>o/w Health Infrastructure</i>	-	-	-	5,630,100	31,288,586	-	-	36,918,685	-	36,918,685
	<i>o/w e-Health Project</i>	-	-	-	-	8,614,360	-	-	8,614,360	-	8,614,360
	<i>o/w Nursing Trainee Allowances</i>	284,520,002	-	-	-	-	-	-	284,520,002	-	284,520,002
34	Ministry of Gender, Children and Social Protection	45,499,139	249,482,887	-	8,491,298	-	26,813,465	-	330,286,789	-	330,286,789
	<i>o/w MGCSoP Hqtrs and Agencies</i>	45,499,139	3,315,814	-	8,491,298	-	26,813,465	-	84,119,717	-	84,119,717
	<i>o/w Livelihood Empowerment Against Poverty</i>	-	243,090,515	-	-	-	-	-	243,090,515	-	243,090,515
	<i>o/w School Feeding Programme</i>	-	-	-	-	-	-	-	-	-	-
	<i>o/w Domestic Violence Fund</i>	-	1,845,934	-	-	-	-	-	1,845,934	-	1,845,934
	<i>o/w Child / Human Trafficking Fund</i>	-	1,230,623	-	-	-	-	-	1,230,623	-	1,230,623
35	National Labour Commission	3,961,253	2,395,896	-	1,415,216	-	-	-	7,772,366	-	7,772,366
	Public Safety	7,048,827,308	464,715,374	-	279,935,714	-	136,506,174	-	7,929,984,570	-	7,929,984,570
36	Office of the Attorney-General and Ministry of Justice	98,241,873	7,669,706	-	22,520,398	-	38,843,927	-	167,275,904	-	167,275,904
	<i>o/w MoJ Hqtrs and Agencies</i>	98,241,873	7,669,706	-	2,830,433	-	38,843,927	-	147,585,938	-	147,585,938
	<i>o/w Construction of Law House</i>	-	-	-	19,689,966	-	-	-	19,689,966	-	19,689,966
37	Office of the Legal Aid Commission	17,202,380	651,693	-	1,415,216	-	-	-	19,269,290	-	19,269,290
38	Ministry of Defence	1,846,631,771	57,806,938	-	118,647,724	-	29,910,870	-	2,052,997,302	-	2,052,997,302
	<i>o/w MoD Hqtrs and Agencies</i>	1,846,631,771	11,858,693	-	6,768,426	-	29,910,870	-	1,895,169,759	-	1,895,169,759
	<i>o/w Construction of Forward Operating Base/ Northern Border Security</i>	-	13,066,003	-	77,766,433	-	-	-	90,832,435	-	90,832,435
	<i>o/w Ammunitions and other Accoutrements</i>	-	-	-	34,112,865	-	-	-	34,112,865	-	34,112,865
	<i>o/w Fuel Lifting</i>	-	20,576,014	-	-	-	-	-	20,576,014	-	20,576,014
	<i>o/w Food</i>	-	12,306,228	-	-	-	-	-	12,306,228	-	12,306,228
39	Commission on Human Rights and Administrative Justice	32,287,881	17,271,894	-	7,783,690	-	-	-	57,343,465	-	57,343,465
40	Judicial Service	350,117,705	75,747,879	-	39,617,499	-	22,771,160	-	488,254,244	-	488,254,244
	<i>o/w Judicial Service Hqtrs and Agencies</i>	350,117,705	30,299,152	-	11,885,250	-	22,771,160	-	415,073,267	-	415,073,267
	<i>o/w Judiciary</i>	-	45,448,727	-	27,732,250	-	-	-	73,180,977	-	73,180,977
41	Ministry of the Interior	4,049,735,763	58,517,390	-	43,342,537	-	44,980,217	-	4,196,575,906	-	4,196,575,906
	<i>o/w MoI Hqtrs and Agencies</i>	4,049,735,763	25,770,516	-	9,229,671	-	44,980,217	-	4,129,716,167	-	4,129,716,167
	<i>o/w Ammunitions and other Accoutrements</i>	-	-	-	34,112,865	-	-	-	34,112,865	-	34,112,865
	<i>o/w Fuel Lifting</i>	-	20,440,646	-	-	-	-	-	20,440,646	-	20,440,646
	<i>o/w Food Rations</i>	-	12,306,228	-	-	-	-	-	12,306,228	-	12,306,228
42	Ministry of National Security	601,111,015	184,743,388	-	19,689,966	-	-	-	805,544,368	-	805,544,368
	<i>o/w MoNS Hqtrs and Agencies</i>	601,111,015	184,743,388	-	13,536,851	-	-	-	799,391,254	-	799,391,254
	<i>o/w Bureau of National Communications</i>	-	-	-	6,153,114	-	-	-	6,153,114	-	6,153,114
43	Office of the Special Prosecutor	53,498,920	62,306,486	-	26,918,685	-	-	-	142,724,092	-	142,724,092
	Sub-Total MDAs	32,915,210,115	4,894,762,517	1,295,784,550	1,671,313,103	2,259,733,588	7,684,817,869	6,261,730,481	56,983,352,224	-	56,983,352,224



APPENDIX 4D: SUMMARY OF MDA EXPENDITURE ALLOCATION (GH¢) - 2024

Sn.	Ministries / Departments & Agencies	Compensation of Employees	Goods & Services		CAPEX		IGF	DP Funds	Sub-Total	Other Government Obligations	Grand Total
		GoG	GoG	ABFA	GoG	ABFA					
44	General Government Services	1,064,913,998	2,487,286,987	-	703,549,037	(0)	-	-	4,255,750,020	-	4,255,750,020
	<i>o/w Other General Government Services Expenditures</i>	1,064,913,998	2,462,674,530	-	703,549,037	(0)	-	-	4,231,137,563	-	4,231,137,563
	<i>o/w National Population and Housing Census</i>	-	-	-	-	-	-	-	-	-	-
	<i>o/w Project Development Facility</i>	-	-	-	-	-	-	-	-	-	-
	<i>o/w PFM Reform Project</i>	-	24,612,457	-	-	-	-	-	24,612,457	-	24,612,457
45	Other Expenditures	-	-	-	-	-	-	-	-	4,096,723,242	4,096,723,242
	ESLA Transfers	-	-	-	-	-	-	-	-	4,096,723,242	4,096,723,242
	COVID-19 Related Expenditures (CARES)	-	-	-	-	-	-	-	-	-	-
	<i>o/w COVID-19 Alleviation Programme (Water & Electricity)</i>	-	-	-	-	-	-	-	-	-	-
	<i>o/w Provision of Health Infrastructure</i>	-	-	-	-	-	-	-	-	-	-
	<i>o/w National COVID-19 Response</i>	-	-	-	-	-	-	-	-	-	-
	<i>o/w Seed Fund For Capitalisation of Development Bank</i>	-	-	-	-	-	-	-	-	-	-
	<i>o/w Cost of Economic Revitalization payment</i>	-	-	-	-	-	-	-	-	-	-
	<i>o/w COVID-19 Vaccines (Operational & Procurement)</i>	-	-	-	-	-	-	-	-	-	-
	<i>Other Critical Spending</i>	-	-	-	-	-	-	-	-	-	-
46	Subscription	-	-	-	-	-	-	-	-	-	-
47	Contingency Vote	-	172,111,385	-	-	-	-	-	172,111,385	-	172,111,385
48	Ghana Infrastructure Investment Fund	-	-	-	-	361,914,186	-	-	361,914,186	-	361,914,186
49	Pensions	2,174,727,943	-	-	-	-	-	-	2,174,727,943	-	2,174,727,943
50	Gratuities	679,602,482	-	-	-	-	-	-	679,602,482	-	679,602,482
51	Social Security	3,092,191,294	-	-	-	-	-	-	3,092,191,294	-	3,092,191,294
52	Interest Payments	-	-	-	-	-	-	-	-	38,606,575,678	38,606,575,678
53	Social Benefits (Lifeline Consumers of Electricity)	-	-	-	-	-	-	-	-	317,968,295	317,968,295
54	Subsidies on Petroleum products	-	-	-	-	-	-	-	-	309,235,307	309,235,307
55	National Health Fund	-	-	-	-	-	-	-	-	2,457,079,010	2,457,079,010
	<i>o/w National COVID-19 Response</i>	-	-	-	-	-	-	-	-	-	-
56	Education Trust Fund	-	-	-	-	-	-	-	-	1,945,091,860	1,945,091,860
57	Road Fund	-	-	-	-	-	-	-	-	1,843,239,234	1,843,239,234
58	Petroleum Related Funds	-	-	-	-	-	-	-	-	46,099,872	46,099,872
59	Dist. Ass. Common Fund	-	-	-	-	-	-	-	-	3,561,213,461	3,561,213,461
	<i>o/w School Feeding Programme</i>	-	-	-	-	-	-	-	-	-	-
	<i>o/w ABFA</i>	-	-	-	-	-	-	-	-	225,995,040	225,995,040
60	Transfer to GNPC from Oil Revenue	-	-	-	-	-	-	-	-	1,295,503,603	1,295,503,603
61	Other Earmarked Funds	-	-	-	-	-	-	-	-	5,953,902,451	5,953,902,451
62	Arrears Clearance (net change)	-	-	-	-	-	-	-	-	2,000,000,000	2,000,000,000
63	Amortisation	-	-	-	-	-	-	-	-	10,548,659,812	10,548,659,812
	Sub-Total -Multi Sectoral	7,011,435,717	2,659,398,371	-	703,549,037	361,914,186	-	-	10,736,297,311	72,981,291,827	83,717,589,138
	GRAND TOTAL	39,926,645,832	7,554,160,888	1,295,784,550	2,374,862,140	2,621,647,774	7,684,817,869	6,261,730,481	67,719,649,535	72,981,291,827	140,700,941,362



APPENDIX 5: BREAKDOWN OF PROJECTED ABFA SPENDING (GH¢) – 2021

SRN	Ministries / Departments & Agencies	Goods and Services	Capital Expenditure
1	Office of Government Machinery	-	275,882,164
	<i>o/w Special Development Initiatives</i>		275,882,164
2	Ministry of Finance	2,350,375	20,000
	<i>o/w Public Interest and Accountability Committee</i>	2,350,375	20,000
3	Ministry of Local Government, Decentralisation and Rural Development	-	20,000,000
	<i>o/w Regional Reorganisation and Development</i>		20,000,000
4	Ministry of Food and Agriculture	-	8,000,000
	<i>o/w Planting for Food and Jobs</i>		8,000,000
5	Ministry of Fisheries and Aquaculture Development	-	2,000,000
	<i>o/w MoFAD Hqtrs and Agencies</i>		2,000,000
6	Ministry of Lands and Natural Resources	10,000,000	12,000,000
	<i>o/w Ghana Integrated Iron and Steel Development Corp.</i>	10,000,000	12,000,000
7	Ministry of Trade and Industry	-	17,214,681
	<i>o/w One District One Factory Programme</i>		17,214,681
8	Ministry of Energy		8,000,000
9	Ministry of Water Resources and Sanitation	-	14,962,394
	<i>o/w Water and Sanitation Initiative</i>		14,962,394
10	Ministry of Roads and Highways	-	794,897,439
	<i>o/w Roads Infrastructure</i>		794,897,439
11	Ministry of Railways Development	-	120,000,000
	<i>o/w Railways Development</i>		120,000,000
12	Ministry of Education	763,180,024	13,000,000
	<i>o/w Free Senior High School Programme</i>	763,180,024	
	<i>o/w Construction of Regional STEAM Centres</i>		13,000,000
13	Ministry of Health	-	32,425,000
	<i>o/w Health Infrastructure</i>		25,425,000
	<i>o/w e-Health Project</i>		7,000,000
14	Ghana Infrastructure Investment Fund		361,914,186
15	Dist. Ass. Common Fund	129,255,066	
	<i>o/w ABFA</i>	129,255,066	
GRAND TOTAL		904,785,465	1,680,315,864



APPENDIX 6: COST OF GOVERNMENT FLAGSHIP PROGRAMMES (GH¢) – 2021

SRN	ITEM DESCRIPTION	AMOUNT
1	Micro Finance and Small Loans Centre (MASLOC)	48,000,000
2	Nation Builders Corps	672,000,000
3	National Identification Authority	200,000,000
4	Free Senior High School Programme	1,974,021,968
5	Government Communication	4,000,000
6	Planting for Food and Jobs	432,000,000
7	One District One Factory Programme	164,296,000
8	Water and Sanitation	90,000,000
9	Roads Infrastructure	952,587,681
10	Railways Development	136,340,132
11	Fish Landing Sites	29,200,000
12	Special Development Initiatives	852,052,756
13	Zongo Development Fund	83,086,439
14	Livelihood Empowerment Against Poverty	197,534,538
15	School Feeding Programme	488,800,000
16	Regional Reorganisation and Development	252,320,000
17	Teacher Trainee Allowances	169,912,081
	Nursing Trainee Allowances	231,200,000
TOTAL		6,977,351,593



APPENDIX 7: MDA STAFF ESTABLISHMENTS AND COST (GH¢) – 2021

SRN.	MDA	STAFF STRENGTH	2021 COST
	Administration	52,224	3,241,777,336
1	Office of Government Machinery	1,597	823,880,668
2	Office of the Head of Civil Service	760	21,357,785
3	Parliament of Ghana	809	201,112,086
4	Audit Service	2,317	356,298,651
5	Public Services Commission	79	4,350,733
6	District Assemblies Common Fund	-	-
7	Electoral Commission	1,667	48,267,770
8	Ministry of Foreign Affairs and Regional Integration	684	420,348,055
9	Ministry of Finance	4,867	390,610,692
10	Ministry of Local Government, Decentralisation and Rural Development	36,719	871,065,134
11	National Media Commission	11	4,175,410
12	National Development Planning Commission	55	5,793,051
13	Ministry of Information	2,631	83,084,667
14	Right to Information Commission	12	8,500,000
15	Ministry of Parliamentary Affairs	16	2,932,635
	Economic	18,139	673,448,898
17	Ministry of Food and Agriculture	3,096	87,739,028
18	Ministry of Fisheries and Aquaculture Development	382	11,155,135
19	Ministry of Lands and Natural Resources	6,824	221,910,800
20	Ministry of Trade and Industry	1,237	64,605,110
21	Ministry of Tourism, Culture and Creative Arts	1,702	56,436,576
22	Ministry of Environment, Science, Tech. and Innovation	4,742	227,191,633
23	Ministry of Energy	156	4,410,616
	Infrastructure	4,963	130,751,601
24	Ministry of Water Resources and Sanitation	1,615	15,396,647
25	Ministry of Works and Housing	629	21,327,732
26	Ministry of Roads and Highways	1,512	57,435,308
27	Ministry of Communications and Digitalisation	709	23,920,684
28	Ministry of Railways Development	94	3,759,944
29	Ministry of Transport	404	8,911,285
	Social	652,576	15,879,710,185
30	Ministry of Education	393,821	10,412,416,118
31	Ministry of Employment and Labour Relations	2,883	68,758,386
32	Ministry of Youth and Sports	702	19,250,867
33	National Commission for Civic Education	1,767	62,757,685
34	Ministry of Chieftaincy and Religious Affairs	573	30,965,808
35	Ministry of Health	251,527	5,245,369,972
36	Ministry of Gender, Children and Social Protection	1,250	36,972,448
37	National Labour Commission	53	3,218,901
	Public Safety	111,659	5,727,853,436
38	Ministry of Justice and Attorney General's Department	1,265	79,831,017
39	Offices of the Legal Aid Commission	214	13,978,596
40	Ministry of Defence	28,357	1,500,566,785
41	Commission on Human Rights and Administrative Justice	683	26,237,024
42	Judicial Service	5,538	284,504,473
43	Ministry of the Interior	71,593	3,290,801,702
44	Ministry of National Security	4,007	488,460,795
45	Office of the Special Prosecutor	2	43,473,043
	Total MDA's	839,561	25,653,541,455
46	General Government Services		145,265,477
47	Pensions		1,651,123,261
48	Gratuities		515,976,131
49	Social Security		2,347,691,398
	Sub-Total -Multi Sectoral	0	4,660,056,267
	Grand Total	839,561	30,313,597,722



APPENDIX 8A: SOURCES OF GROWTH IN TOTAL LIQUIDITY (M2+) (MILLIONS OF GHANA CEDIS UNLESS OTHERWISE STATED)

	Dec-18	Dec-19	Mar-20	Jun-20	Sep-20	Dec-20
Net Foreign Assets	14,036.7	17,585.0	21,293.0	26,544.1	19,306.3	18,599.9
Bank of Ghana	12,763	17,346.9	20,622.5	27,685.5	16,557.5	14,123.3
Commercial Banks	1,274	238.1	670.5	-1,141.4	2,748.8	4,476.6
Net Domestic Assets	62,344	71,682.5	66,360.9	78,610.6	89,828.1	101,922.0
ow: Claims on government (net)	27,552	34,214.5	42,196.7	53,676.3	61,087.9	68,965.6
ow: Claims on Private sector(Incl. PE's)	41,519	49,713.1	49,344.1	49,693.3	50,986.2	52,943.2
Total Liquidity (M2+)	76,380	92,975.5	92,905.1	100,498.9	109,134.4	120,521.8
ow: Broad Money Supply (M2)	60,255	69,973.1	71,097.9	76,951.8	84,864.0	94,491.8
ow: Foreign Currency Deposits(¢million)	16,126	23,002.4	21,807.2	23,547.1	24,270.4	26,030.1
Change from previous year (in per cent)						
Net Foreign Assets	-32.1	51.7	-8.2	6.2	11.0	-12.6
Net Domestic Assets	37.0	15.0	25.4	25.0	31.2	42.2
ow: Claims on government (net)	118.4	24.2	135.8	111.1	84.4	101.6
ow: Claims on Private sector(Incl. PE's)	-2.2	19.7	14.7	14.2	13.9	6.5
Total Liquidity (M2+)	15.4	21.7	13.5	20.3	27.1	29.6
Broad Money Supply (M2)	15.7	16.1	12.7	22.1	30.7	35.0
Foreign Currency Deposits (FCDs)	14.3	42.6	16.2	14.8	16.0	13.2
Cummulative change from previous year end (in per cent)						
Net Foreign Assets	-32.1	51.7	24.7	2.8	-9.3	-12.6
Net Domestic Assets	37.0	15.0	-7.4	9.7	25.3	42.2
o/w: Claims on government (net)	118.4	24.2	23.3	56.9	78.5	101.6
Broad Money(M2+)	15.4	21.7	-0.1	8.1	17.4	29.6
Annual per cent contribution to money growth						
Net Foreign Assets	-10.0	9.5	-2.9	1.5	2.2	-2.9
NDA	25.5	12.2	16.4	18.8	24.9	32.5
Total Liquidity (M2+)	15.4	21.7	13.5	20.3	27.1	29.6
Memorandum items						
Reserve Money	21,501	28,896	28,487	25,547	30,338	36,125
NFA (\$million)	2,912	3,848	4,877	3,862	3,385	3,229
Currency ratio	0.19	0.18	0.17	0.17	0.18	0.21
FCD/M2+	0.21	0.25	0.23	0.23	0.22	0.22
FCD/Total Deposit	0.25	0.29	0.28	0.27	0.26	0.26
RM multiplier	2.80	2.42	2.50	3.01	2.80	2.62



APPENDIX 8B: DEPOSIT MONEY BANKS CREDIT DEVELOPMENTS

Levels (GH¢ Millions)		Year -On-Year Variation								
		Dec-18	Dec-19	Dec-20	As at end-Dec. 2018		As at end-Dec. 2019		As at end-Dec. 2020	
					Abs	Percent	Abs	Percent	Abs	Percent
a	Public Sector	3,144.7	5,805.1	4,235.9	-697.8	-18.2	2,660.4	84.6	-1,569.3	-27.0
b	Private Sector	33,352.1	39,364.9	43,533.2	-634.8	-1.9	6,012.8	18.0	4,168.3	10.6
	Agric., For. & Fish.	1,421.8	2,224.7	1,538.4	78.1	5.8	802.9	56.5	-686.3	-30.8
	Export Trade	125.1	157.5	162.8	-186.8	-59.9	32.4	25.9	5.3	3.4
	Manufacturing	3,857.9	4,816.8	4,985.4	927.7	31.7	958.9	24.9	168.6	3.5
	Trans., Stor., & Comm.	2,271.7	2,481.3	3,096.6	-1.1	-0.05	209.6	9.2	615.3	24.8
	Mining & Quarrying	1,168.5	1,192.2	1,178.6	70.1	6.4	23.7	2.0	-13.6	-1.1
	Import Trade	1,181.0	1,141.4	1,232.2	-696.1	-37.1	-39.6	-3.4	90.8	8.0
	Construction	2,702.3	3,476.2	4,377.2	-1,061.0	-28.2	773.9	28.6	901.1	25.9
	Commerce & Finance	7,243.3	7,595.5	9,875.2	171.0	2.4	352.2	4.9	2,279.8	30.0
	Elect., Gas & Water	2,560.0	1,923.7	2,544.2	-337.6	-11.7	-636.3	-24.9	620.5	32.3
	Services	7,182.2	9,972.2	11,580.9	944.1	15.1	2,790.0	38.8	1,608.7	16.1
	Miscellaneous	3,638.4	4,383.5	2,961.6	-543.1	-13.0	745.1	20.5	-1,421.9	-32.4
c	Grand Total	36,496.9	45,170.0	47,769.0	-1,332.6	-3.5	8,673.2	23.8	2,599.0	5.8



APPENDIX 8C: GHANA'S BALANCE OF PAYMENTS (2017-2020)

	2017	2018	2019	2020 prov.
<i>Amounts in millions of U.S. dollars, unless otherwise specified</i>				
Current account balance	-2,003	-2,044	-1,864	-2,014
Trade balance	1,187	1,809	2,257	2,015
Exports, f.o.b.	13,835	14,943	15,668	14,453
<i>of which;</i>				
Cocoa beans & products	2,661	2,180	2,288	2,336
Gold	5,786	5,436	6,230	6,799
Crude oil	3,115	4,573	4,493	2,911
Other exports	2,272	2,754	2,656	2,407
Imports, f.o.b.	-12,648	-13,134	-13,411	-12,437
Non-oil	-10,656	-10,553	-10,990	-10,537
Oil & gas	-1,992	-2,581	-2,420	-1,900
Services: net	-2,873	-2,514	-3,573	-4,363
Inflows	6,602	7,572	9,925	7,605
outflows	-9,475	-10,086	-13,498	-11,968
Investment income: net	-2,741	-3,922	-3,952	-3,400
Inflows	309	598	483	738
outflows	-3,050	-4,520	-4,435	-4,138
<i>of which:</i>				
Interest on public debt	-1,131	-1,404	-1,489	-1,677
Profits & dividends	-1,813	-3,116	-2,946	-2,461
Current Transfers: net	2,424	2,583	3,404	3,733
Official transfers: net	0	19	18	168
Private individual transfers: net	2,424	2,564	3,386	3,565
Capital & financial account: net	3,016	1,500	3,068	1,552
Capital account: net	242	258	257	201
<i>of which: capital transfers: net</i>	242	258	257	201
Financial account: net	2,774	1,243	2,811	1,350
Foreign direct investments: net	3,239	2,908	3,292	1,323
Portfolio investments: net	2,536	929	2,298	1,561
Financial derivatives: net	-1,010	1,493	-86	330
Inflows	17,012	13,018	4,169	1,886
Outflows	-18,021	-11,525	-4,255	-1,556
Other investment: net	-1,992	-4,088	-2,693	-1,864
Medium & long term: net	-1,189	-4,247	-3,216	-1,640
Official capital: net	-112	-449	-389	1,055
Government oil investment: net	-170	-153	-80	141
Loans: net	58	-296	-309	914
Disbursements	969	611	1,027	1,939
Amortization	-911	-907	-1,336	-1,024
Other private capital: net	-1,076	-3,798	-2,827	-2,696
Loan: net	-822	-2,403	-980	-1,953
Inflows	6,594	1,025	1,992	1,118
outflows	-7,416	-3,428	-2,972	-3,072
Others (deposits, other equity & others): net	-254	-1,395	-1,847	-743
Inflows	3,904	998	4,782	5,154
outflows	-4,158	-2,393	-6,629	-5,896
Short-term capital: net	-803	159	522	-224
Non-monetary: net	-530	-336	412	258
Monetary: net	-273	496	110	-481
Errors & omission: net	78	-128	137	-170
Overall balance	1,091	-672	1,341	-632
Financing	-1,091	672	-1,341	632
<i>Changes in net intern. reserve assets (-, incr.)</i>	<i>-1,091</i>	<i>672</i>	<i>-1,341</i>	<i>632</i>
Memorandum items:				
	2017	2018	2019	2020 prov.
Current account	-3.4	-3.1	-2.8	-3.0
Trade balance	2.0	2.8	3.4	3.0
Exports of goods & services	34.6	34.4	38.2	33.2
Imports of goods & services	-37.5	-35.4	-40.2	-36.7
Official current transfers	0.0	0.0	0.0	0.3
Capital & financial account	5.1	2.3	4.6	2.3
FDI	5.5	4.4	4.9	2.0
Remittances	4.1	3.9	5.1	5.4
Overall balance	1.8	-1.0	2.0	-1.0
A. Gross Intern. Reserves				
Millions of U.S. dollars	7,555	7,025	8,418	8,624
months of imports	4.3	3.6	4.0	4.1
B. Net International Reserves				
Millions of U.S. dollars	4,522	3,851	5,192	4,559
months of imports	2.5	2.0	2.5	2.2
C. Nominal GDP, in millions of U.S. dollars	58,998	65,522	66,984	66,502



APPENDIX 8D: INTEREST RATES

	MPR	91-Day T-bill rate	Inter-Bank rate	DMB 3-Mth Deposit Rate	Lending Rate
Dec-17	20.0	13.3	19.3	13.0	26.2
Jan-18	20.0	13.3	19.2	13.0	25.6
Feb-18	20.0	13.3	18.3	13.0	25.4
Mar-18	18.0	13.4	18.1	13.0	25.5
Apr-18	18.0	13.3	17.5	11.5	25.0
May-18	17.0	13.3	17.2	12.8	24.7
Jun-18	17.0	13.3	16.4	12.8	24.1
Jul-18	17.0	13.3	16.2	11.5	23.9
Aug-18	17.0	13.3	16.2	11.5	23.7
Sep-18	17.0	13.4	16.2	11.5	24.0
Oct-18	17.0	13.6	16.2	11.5	23.9
Nov-18	17.0	14.4	16.1	11.5	23.8
Dec-18	17.0	14.6	16.1	11.5	24.0
Jan-19	16.0	14.7	16.1	11.5	23.7
Feb-19	16.0	14.7	15.6	11.5	23.5
Mar-19	16.0	14.7	15.2	11.5	23.3
Apr-19	16.0	14.7	15.2	11.5	23.1
May-19	16.0	14.8	15.2	11.5	23.1
Jun-19	16.0	14.8	15.2	11.5	23.1
Jul-19	16.0	14.7	15.2	11.5	24.1
Aug-19	16.0	14.7	15.2	11.5	24.0
Sep-19	16.0	14.7	15.2	11.5	23.7
Oct-19	16.0	14.7	15.2	11.5	23.7
Nov-19	16.0	14.7	15.2	11.5	23.5
Dec-19	16.0	14.7	15.2	11.5	23.6
Jan-20	16.0	14.7	15.4	11.5	23.1
Feb-20	16.0	14.7	15.9	11.5	23.4
Mar-20	14.5	14.7	15.7	11.5	23.4
Apr-20	14.5	14.1	14.0	11.5	22.4
May-20	14.5	14.0	13.9	11.5	22.1
Jun-20	14.5	14.0	13.8	11.5	22.0
Jul-20	14.5	14.0	13.7	11.5	21.3
Aug-20	14.5	14.0	13.6	11.5	21.4
Sep-20	14.5	14.0	13.6	11.5	21.3
Oct-20	14.5	14.0	13.6	11.5	21.3
Nov-20	14.5	14.1	13.6	11.5	20.9
Dec-20	14.5	14.1	13.6	11.5	21.1



APPENDIX 9: DISTRIBUTION OF JANUARY-DECEMBER 2020 PETROLEUM RECEIPTS

Item	Unit	Jubilee 53rd	Jubilee 54th	Jubilee 55th	Jubilee 56th	Jubilee 57th	TEN 14th	TEN 15th	TEN 16th	TEN 17th	SGN 4th	SGN 5th	SGN 6th	TOTAL
Date of Distribution		22-Apr-20	3-Jun-20	3-Sep-20	27-Oct-20	3-Dec-20	4-Mar-20	22-Apr-20	11-Aug-20	25-Nov-20	3-Apr-20	29-Jul-20	2-Dec-20	
Transfer to GNPC	US\$	20,245,858	7,668,134	29,753,530	19,493,721	14,790,267	25,637,341	26,860,972	17,648,968	18,847,272	0	17,703,157	0	198,649,219
o/w Equity Financing cost	US\$	12,332,465	7,170,960	29,634,826	15,556,450	9,537,611	17,680,925	22,339,463	13,788,082	14,582,067	0	12,193,194.50	0	154,816,042
o/w Crude oil Net Carried and Participation Interest	US\$	7,913,393	497,173	118,705	3,937,271	5,252,657	7,956,416	4,521,508	3,860,887	4,265,205	0	5,509,962.70	0	43,833,177
GoG Net Receipts for Distribution to:														
ABFA and GPFs	US\$	33,400,558	40,152,010	11,897,551	23,224,721	22,691,763	84,911,452	23,900,839	20,454,159	32,973,116	59,794,103	13,965,368	72,628,172	439,993,811
o/w Annual Budget Funding Amount	US\$		28,106,407	8,328,286	16,257,304	0	59,438,016	16,730,587	14,317,912	23,081,181	41,855,872	9,775,757	32,110,656	273,382,369
			23,380,391											
o/w Ghana Petroleum Funds	US\$	10,020,167	12,045,603	3,569,265	6,967,416	22,691,763	25,473,436	7,170,252	6,136,248	9,891,935	17,938,231	4,189,610	40,517,516	166,611,442
o/w Ghana Stabilisation Fund	US\$	7,014,117	8,431,922	2,498,486	4,877,191	15,884,234	17,831,405	5,019,176	4,295,373	6,924,354	12,556,762	2,932,727	28,362,261	116,628,009
o/w Ghana Heritage Fund	US\$	3,006,050	3,613,681	1,070,780	2,090,225	6,807,529	7,642,031	2,151,075	1,840,874	2,967,580	5,381,469	1,256,883	12,155,255	49,983,433
Total Payments	US\$	53,646,416	47,820,144	41,651,081	42,718,442	37,482,030	110,548,793	50,761,810	38,103,128	51,820,387	59,794,103	31,668,525	72,628,172	638,643,031
	GH¢	309,014,084	275,453,591	239,918,557	246,066,767	215,903,992	636,783,156	292,398,180	219,481,636	298,495,796	344,425,994	182,417,036	418,352,796	3,678,711,585



APPENDIX 10A: PUBLIC DEBT TO GDP RATIO

Public Debt (GHS millions)						
	2015	2016	2017	2018	2019	2020*
External Debt	59,836.71	68,762.07	75,777.56	86,202.51	112,747.72	141,780.60
Domestic Debt with Bailout	40,322.14	53,403.39	66,769.08	86,899.73	105,481.22	149,833.89
Total Debt with Bailout	100,158.85	122,165.46	142,546.63	173,102.24	218,228.94	291,614.49
<i>Domestic Debt without Bailout</i>	<i>40,322.14</i>	<i>53,403.39</i>	<i>66,769.08</i>	<i>77,318.58</i>	<i>94,283.14</i>	<i>125,404.17</i>
Total Debt without Bailout	100,158.85	122,165.46	142,546.63	163,521.09	207,030.85	267,184.77
Debt to GDP*						
	2015	2016	2017	2018	2019	2020
External Debt/GDP*	33.17%	31.97%	29.52%	28.68%	32.26%	36.99%
Domestic Debt/GDP with Bailout*	22.35%	24.83%	26.01%	28.91%	30.18%	39.09%
Total Debt/GDP with Bailout*	55.52%	56.80%	55.54%	57.59%	62.44%	76.08%
<i>Domestic Debt/GDP without Bailout*</i>	<i>22.35%</i>	<i>24.83%</i>	<i>26.01%</i>	<i>25.72%</i>	<i>26.98%</i>	<i>32.72%</i>
Total Debt/GDP without Bailout*	55.52%	56.80%	55.54%	54.40%	59.24%	69.71%

* Provisional Figures and subject to change



APPENDIX 10B: NEW COMMITMENTS IN 2020

S/N	Project/Financing Title	Sector	Creditor	Curr	Loan Amount
Concessional Loans					
African Development Bank					
1	Savannah Investment Programme (SIP)	Economic	African Development Bank	UA	20,000,000.00
2	Eastern Corridor Road Development (Phase 1)	Roads	African Development Bank	UA	58,300,000.00
3	Strengthening Institutional Capacity For Domestic Resource Mobilization and Economic Management Project	Economic	African Development Bank	UA	3,200,000.00
World Bank Loan					
4	Ghana Economic Transformation Project (GETP)	Trade and Industry	World Bank	XDR	144,400,000.00
5	Greater Accra Resilient and Integrated Development Project (GARID)	Works and Housing	World Bank	XDR	144,100,000.00
6	Ghana Accountability for Learning Outcomes Project	Education	World Bank	XDR	107,900,000.00
7	Strategic Climate Fund-Forest Investment Program	Lands	World Bank	XDR	7,000,000.00
8	Ghana Development Finance Project	Economic	World Bank	USD	250,000,000.00
9	Ghana COVID-19 Emergency Response Project	Health	World Bank	XDR	25,500,000.00
10	Harmonizing and Improving Statistics in West Africa	Economic	World Bank	XDR	109,000,000.00
11	Ghana Job and Skills Project	Economic	World Bank	USD	200,000,000.00
12	eTransform Ghana Project-AF	Communication	World Bank	USD	115,000,000.00
13	Greater Accra Metropolitan Area Sanitation and Water Project-AF	Works and Housing	World Bank	USD	125,000,000.00
14	Ghana COVID-19 Emergency Response Project-AF	Health	World Bank	USD	130,000,000.00
OPEC Fund for Economic Development (OFID)					
15	Eastern Corridor Road Development (Phase 1)	Roads	OFID	USD	20,000,000.00
KfW, Frankfurt am Main (Government of the Federal Republic of Germany)					
16	Reform financing within the framework of the reform partnership for investment promotion and good financial governance	Economic	Govt of the Republic Germany	EUR	40,000,000.00
Non-Concessional Loans on a cumulative basis					
17	The Tema-Mpakadan Single Standard Gauge Railway Line Construction Project(Formerly Tema-Akosombo)	Railway	Exim-India	USD	48,843,490.00
18	Establishment of the state-of-the-art technical and vocational education and training (TVET) centres- Facility A	Education	ING Bank, Hong Kong	EUR	142,481,741.28
19	Establishment of the state-of-the-art technical and vocational education and training (TVET) centres- Facility B	Education	ING Bank, Hong Kong	EUR	25,143,836.70
20	Ghana Rural Telephony and Digital Inclusion Project	Communication	Exim-China	EUR	140,814,285.10
21	Ghana Rural Telephony and Digital Inclusion Project	Communication	ABSA Bank	EUR	24,117,661.42
22	Construction of Takoradi Market In Ghana	Economic	Deutsche Bank S.p.A.	EUR	37,283,001.28
23	Construction of Takoradi Market In Ghana	Economic	Deutsche Bank S.p.A.	EUR	16,000,000.00
24	Expansion and Rehabilitation of Keta Water Supply System	Water and Sanitation	SACE S.p.A	EUR	84,417,649.82
25	Expansion and Rehabilitation of Keta Water Supply System	Water and Sanitation	Deutsche Bank S.p.A.	EUR	12,766,928.10
26	Elmina Fishing Port Rehabilitation and Expansion Project	Transport	Rabobank U.A/ Commerzbank	EUR	96,696,000.00
27	Self-Help Electrification Programme in Five Regions in Ghana- Phase II	Energy	Societe Generale	USD	15,450,000.00
28	Design, Construction and Equipping of Eastern Regional Hospital at Koforidua with Teaching facilities- Phase 1-UKEF Facility	Health	Standard Chartered Bank, London	EUR	60,240,000.00
29	Design, Construction and Equipping of Eastern Regional Hospital at Koforidua with Teaching facilities- Phase 1	Water and Sanitation	Standard Chartered Bank, London	EUR	17,669,512.00
30	Four Constituencies Water Supply Scheme	Water and Sanitation	Raiffeisenbank International A.G	EUR	11,500,000.00
31	Construction of Phase 1 of the Tema-Aflao Road Project	Road	Mauritius Commercial Bank/ABSA Ghana	USD	25,000,000.00
32	Construction of Phase 1 of the Tema-Aflao Road Project	Road	UKEF	USD	92,091,631.17
33	Streets of Accra	Road	Intesa Sanpaolo S.P.A- EKN	EUR	41,613,847.00
34	Streets of Accra	Road	Intesa Sanpaolo S.P.A- Commercial	EUR	16,250,000.00
35	Expansion and Rehabilitation of Wenchi Water Supply System	Water and Sanitation	Belfius Bank	EUR	32,700,000.00
36	Rural Communities and Small Water Town Water Supply Project-Aqua Africa (UKEF)	Water and Sanitation	HSBC-UKEF	EUR	30,901,599.61
37	Rural Communities and Small Water Town Water Supply Project-Aqua Africa	Water and Sanitation	HSBC	EUR	4,500,000.00
38	Supply of Night Vision Binoculars, Monoculars, Accessories and Training For Ghana Armed Forces	Defence	Financiere DUC, Luxembourg	USD	10,930,021.00
39	Rural Electrification Project	Energy	Ecobank Ghana Ltd.	USD	50,000,000.00
40	Self-Help Electrification Programme in Five Regions in Ghana- Phase II	Energy	ICBC/Bank of China	USD	95,375,020.36



APPENDIX 10B: NEW COMMITMENTS IN 2020

S/N	Project/Financing Title	Sector	Creditor	Curr	Loan Amount
41	Outgrower and Value Chain Fund-Phase 3	Agriculture	Govt of the Republic Germany	EUR	19,690,000.00
42	Obetsebi Lamptey Interchange and Ancillary Works (Phase 2)	Roads	HSBC-UKEF	EUR	67,181,214.28
43	Obetsebi Lamptey Interchange and Ancillary Works (Phase 2)	Roads	HSBC Commercial	EUR	28,465,008.00
44	Streets of Tamale- Phase 2	Roads	Standard Chartered Bank, London	EUR	39,596,561.67
45	Streets of Tamale- Phase 2	Roads	Standard Chartered Bank, London	EUR	15,301,533.00
46	Construction of Twelve Polyclinics in Ashanti, Eastern, Greater Accra and Ahafo Regions of Ghana	Health	Erste Group Bank (Ceska Spotelina)	EUR	79,265,656.00
47	Construction and Equipping of a Urology and Nephrology Centre at Korle Bu Hospital	Health	SACE S.p.A	EUR	36,966,950.00
48	Construction and Equipping of a Urology and Nephrology Centre at Korle Bu Hospital	Health	Raiffeisenbank ZentralBank Osterreich AG	EUR	5,700,000.00
49	Bechem-Techiman-Akomadan and Tarkwa-Agona Nkwanta Road Project	Roads	Deutsche Bank, Frankfurt	EUR	147,505,734.00
50	Development of Tema and Nkoranza Hospitals and construction of Medical Stores in Ghana Project	Health	Israel Discount Bank, ASHRA Facility	EUR	139,339,000.00
51	Development of Tema and Nkoranza Hospitals and construction of Medical Stores in Ghana Project	Health	Israel Discount Bank, Commercial Facility	EUR	21,000,000.00
52	Ghana Intergrated Finacial Management Information System ICT Upgrade Project	Economic	Exim-Korea	USD	7,000,000.00
53	Supply and Installation of Medical Equipment Project	Health	Exim-Korea	USD	7,000,000.00
54	Covid-19 Emergency Response Program-Exim Korea	Health	Exim-Korea	USD	30,000,000.00
55	Techiman Water Supply Project	Water and Sanitation	Exim-Korea	USD	100,000,000.00
56	Supply and Installation of Integrated E-learning laboratories in Senior High Schools in Ghana	Education	KBC Bank	EUR	3,866,425.20
57	Supply and Installation of Integrated E-learning laboratories in Senior High Schools in Ghana	Education	Belgium Gov't-State to State loan	EUR	8,000,000.00
58	Establishment of Development Bank Ghana	Economic	European Investment Bank (EIB)	EUR	170,000,000.00
59	Upgrading and Enhancement of Two Technical Institutes and Four Technical High Schools Phase III	Education	Unicredit Bank AG	EUR	8,280,000.00
	International Capital Market Issuance			USD	3,000,000,000.00
60	Eurobond Issuance			USD	1,250,000,000.00
61	Eurobond Issuance			USD	1,000,000,000.00
62	Eurobond Issuance			USD	750,000,000.00



APPENDIX 10C: APPROVED PROJECT/PROGRAMME LIST TO BE CONTRACTED FROM CONCESSIONAL AND NON-CONCESSIONAL EXTERNAL LOANS FOR 2021 AND MEDIUM TERM

SRN	PROJECT TITLE	MDA
	Non-Concessional Funding	
1	National Digital Literacy project	MOC
2	Construction of a Forward Operating Base	MOD
3	Completion of Military Housing Scheme	MOD
4	Purchase of light aircrafts from Czech Republic -Aero Vodochody Aerospace	MOD
5	Completion of University of Science Environmental Development, Somanya	MOEd
6	Establishment of 12 State of the Art Technical and Vocational Education and Training (TVET)	MOEd
7	Vodacom ICT project for school management system for Ministry of Education	MOEd
8	Rural electrification project	MOEn
9	Rural electrification project	MOEn
10	Construction of the new Accra International Conference Centre	MOFARI
11	Construction of Anyinam and Obuasi hospitals	MOH
12	Construction of Korle-Bu Marternity project	MOH
13	Delivery of 100 Ambulance Vehicles	MOH
14	Medical equipment for selected health centres	MOH
15	Construction of two new Regional hospitals in Oti and Bono East regions	MOH
16	Purchase of hospital equipment for various hospitals	MOH
17	Construction and equipping of two district hospitals	MOH
18	Rehabilitation of the Effia Nkwanta hospital and construction of a regional hospital in western region	MOH
19	Completion of the Greater Accra Regional Hospital (Phase 2)	MOH
20	Radiotherapy treatment capacity extention programme	MOH
21	Construction of a new Psychiatric Hospital and the rehabilitation of Pantang Mental Hospital, Adenta	MOH
22	Construction of regional hospitals - Agenda 111	MOH
23	Purchase of fire tenders and supply of fire equipment for GNFS	MOI
24	Construction of Takoradi Airport	MOT
25	Purchase of DAF and 200 units of Huanghai coaches	MOT
26	Establishment of Assembly Plant for tractors, backbone loaders and fabrication of agriculture implements in Ghana	MOTI
27	Construction of sections of the Western and Central Railway lines.	MRD
28	Construction of Eduabin – Obuasi Section of The Western Railway Line	MRD
29	Design & Construction of 40Km of Standard Gauge Railway Line from Accra Junction to Kasoa	MRD
30	Purchase of rolling stock from Dongfang Electric International Corp.	MRD
31	Asphaltic overlay of roads of newly created regions (changed to Accra East)	MRH
32	Delivery and implementation of pedestrian bridges at hazardous road locations in Ghana	MRH
33	Constrcution of Bridges Dikpe, Ankobra, and Iture Bridges and Emergency Bridges	MRH
34	Construction of Bolga Bawku Road (UKEF) tranche 1	MRH
35	Construction of Bolga Bawku Road (UKEF) tranche 2	MRH
36	Construction of Adawso bridge (over the volta lake) and linking roads	MRH
37	Construction of Eastern Corridor Lot 1	MRH
38	Construction of Peduase-Koforidua road projects	MRH
39	Construction of Tamale Walewale road projects	MRH
40	Refinancing of lot 5 and 6 of Eastern coridor road project,	MRH



APPENDIX 10C: APPROVED PROJECT/PROGRAMME LIST TO BE CONTRACTED FROM CONCESSIONAL AND NON-CONCESSIONAL EXTERNAL LOANS FOR 2021 AND MEDIUM TERM

SRN	PROJECT TITLE	MDA
41	Construction of three bridges (Buipe, Daboya and Yapei)	MRH
42	Bamboi-Bole-Sawla-Wa and Kumasi (Suame Municipal Area) roads project PH 1	MRH
43	Construction of Kumasi ring road	MRH
44	Expansion of Aflao water supply project	MSWR
45	Expansion of Berekum water supply project	MSWR
46	Expansion of Sunyani water supply project	MSWR
47	Expansion of Takoradi water supply project	MSWR
48	Expansion of Tarkwa water supply project	MSWR
49	Weiija Water Supply and Dam Rehabilitation Proposal	MSWR
50	Begoro Municipality Water Project	MSWR
51	Expansion and rehabilitation of Kumasi water project	MSWR
52	Construction of the Kumasi Judiciary Service and penitentiary facilities project	MWH
53	Construction of housing at the district level	MWH
54	Construction of drainage and ancillary sewage system in Accra	MWH
55	All African Games and Establishment of University of Sports and Development projects	MYS
56	Construction of regional hospitals - Agenda 111	MOH
57	Construction of Suame-Kumasi interchange	MRH
58	Ghana Transmission Systems Improvement programme	MOEn
	Concessional Projects	
59	ICT-Based Distance Learning Project	Education
60	ICT Enabled Distance Learning for Institute of Local Government Studies	Local Government and Rural Development
61	Kpong Water Supply Expansion Project Phase II	Sanitation and Water
62	Green Credit Line	Ministry of Energy / Finance
63	Affordable Housing Project	Works & Housing
64	Volta Lake Transport Development Project	Transport
65	COVID-19 Medical Equipment Supply Project	Health
66	Northern Ghana Rural Electricity Infrastructure Development and Access Project	Energy
67	Ghana Productive Safety Net Project- Additional Financing	Children & Gender / Local Government and Rural Development
68	Energy P4R	Energy
69	Public Financial Management Reform Project	Finance
70	Digital Acceleration Project (DAP)	Communications
71	COVID-19 Vaccines Programme	Health
72	Ghana CARES	Finance
73	Integrated Rural Development Phase	Local Government and Rural Development
74	Ghana COVID-19 Health Response Project	Health



APPENDIX 11A: 2020 ACTUALS AND MEDIUM TERM NON-TAX TAX REVENUE / INTERNALLY GENERATED FUNDS (NTR/IGF) ESTIMATES BY MAJOR CATEGORY

	2020		2021		2022	2023	2024	
	Revised Budget	Actual	Actual as a % of Budget	Projections	Growth	Projections		
Total Collections (a+b)	3,562,590,000.00	4,964,128,363.11	139%	7,077,781,295.52	43%	7,969,706,693.71	8,792,190,237.32	9,128,275,541.16
a. Lodgement:	703,600,000.00	960,950,902.92	137%	1,184,008,945.72	23%	1,293,937,574.97	1,376,379,905.76	1,443,457,671.94
Sale of Goods and Services	507,330,000.00	565,057,227.40	111%	883,559,685.85	56%	953,422,655.73	978,765,807.86	1,006,082,164.25
Dividend	90,940,000.00	275,483,873.95	303%	100,034,592.52	-64%	110,038,051.77	121,041,856.95	133,146,042.65
Yield from Capping	105,330,000.00	120,409,801.57	114%	200,414,667.36	66%	230,476,867.46	276,572,240.95	304,229,465.05
b. Retention:	2,858,990,000.00	4,003,177,460.19	140%	5,893,772,349.79	47%	6,675,769,118.74	7,415,810,331.56	7,684,817,869.22
Fees & Charges / Sale of Goods and Services	2,858,990,000.00	4,003,177,460.19	140%	5,893,772,349.79	47%	6,675,769,118.74	7,415,810,331.56	7,684,817,869.22



APPENDIX 11B: 2020 NON-TAX REVENUE ACTUALS AND 2021 PROJECTIONS BY MDA (GH¢ 000)

Sector/Ministry/Department/Agency	2020		2020 Actual (Jan-Dec)			2021 Projections		
	% Retention	Projections	Collection	Retention	Lodgement	Collection	Retention	Lodgement
ADMINISTRATION SECTOR		311,801.29	254,780.26	210,068.15	44,712.11	277,917.22	196,809.93	81,107.30
Office of Government Machinery		51,777.46	21,494.80	14,069.00	7,425.80	66,545.67	43,788.98	22,756.69
Ghana Investment Promotion Centre	66%	45,760.47	19,249.80	19,249.80	-	51,621.56	34,070.23	17,551.33
National Identification Authority	66%	5,706.99	1,888.73	1,246.56	642.17	14,526.64	9,587.58	4,939.06
Office of the Chief of Staff	33%	310.00	356.26	117.57	238.70	397.47	131.16	266.30
Office of the Head of Civil Service		2,937.19	2,777.98	2,738.68	39.29	3,243.10	3,175.12	67.98
Office of the Head of Civil Service	100%	2,783.23	2,699.34	2,699.34	-	3,025.49	3,025.49	-
Public Records & Archives Admin. Dept.	33%	31.56	50.14	16.55	33.59	52.05	17.17	34.87
Management Service Department	80%	122.40	28.50	22.80	5.70	165.56	132.45	33.11
Public Services Commission		99.60	65.11	-	65.11	99.60	-	99.60
Public Services Commission	0%	99.60	65.11	-	65.11	99.60	-	99.60
Electoral Commission			-	-	-			
Electoral Commission			-	-	-			
Ministry of Foreign Affairs and Reg. Integration		121,576.10	73,838.38	73,360.30	478.08	44,489.79	32,079.33	12,410.46
Foreign Affairs Hq.(Finance Bureau)	16%	21,067.56	569.14	91.06	478.08	649.74	103.96	545.78
Passport Office	100%		47,613.89	47,613.89	-	8,943.95	8,943.95	-
Missions	66%	100,508.54	25,655.35	25,655.35	-	34,896.10	23,031.42	11,864.67
Ministry of Finance		104,573.25	138,925.98	110,075.15	28,850.83	128,997.58	93,943.68	35,053.90
General Administration and Finance	100%	36,680.66	26,521.43	26,521.43	-	46,622.46	46,622.46	-
Controller and Accountant-General's Department	26%	39,547.74	38,969.96	10,132.19	28,837.77	46,706.88	12,143.79	34,563.09
Ghana Statistical Service	66%	28.49	38.39	25.34	13.05	43.86	28.95	14.91
Institute of Accountancy Training	100%	110.91	20.62	20.62	-	110.10	110.10	-
Securities and Exchange Commission	100%	28,205.46	73,375.57	73,375.57	-	34,114.59	34,114.59	-
Public Procurement Authority	66%	-	-	-	-	1,399.68	923.79	475.89
Ministry of Local Government, Decentralisation and Rural Development		8,613.51	7,152.54	-	7,152.54	10,210.59	-	10,210.59
Births and Deaths Registry	0%	8,285.12	6,558.24	-	6,558.24	9,538.26	-	9,538.26
Department of Parks and Gardens	0%	328.39	594.30	-	594.30	672.33	-	672.33
Ministry of Information		22,224.18	10,525.48	9,825.01	700.47	24,330.89	23,822.82	508.07
Information Service Department	0%	94.71	286.96	-	286.96	161.46	-	161.46
Ghana Broadcasting Corporation	100%	21,766.67	9,825.01	9,825.01	-	23,822.82	23,822.82	-
Ghana News Agency	0%	362.80	413.51	-	413.51	346.62	-	346.62



APPENDIX 11B: 2020 NON-TAX REVENUE ACTUALS AND 2021 PROJECTIONS BY MDA (GH¢ 000)

Sector/Ministry/Department/Agency	%	2020			2021 Projections			
		Projections	Collection	Retention	Lodgement	Collection	Retention	Lodgement
ECONOMIC SECTOR		944,855.42	742,478.98	568,197.71	174,281.26	1,079,497.12	776,361.12	303,136.00
Ministry of Food and Agriculture		25,193.81	22,039.15	3,064.94	18,974.21	29,448.12	4,042.43	25,405.69
Animal Production Department	0%	1,350.13	1,264.64	-	1,264.64	1,612.82	-	1,612.82
Grains and Legumes Development Board	66%	245.81	176.71	116.63	60.08	273.45	180.48	92.97
Plant Protection & Regulatory Service	13%	15,276.87	15,245.81	1,981.96	13,263.85	22,718.52	2,953.41	19,765.11
Veterinary Services Department	16%	8,217.92	5,220.99	835.36	4,385.63	4,684.27	749.48	3,934.78
Human Resource Dev. and Mgt Directorate	100%	103.09	131.00	131.00	-	159.06	159.06	-
Ministry of Fisheries and Aquaculture Development		133,861.89	48,494.21	31,326.18	17,168.03	93,636.79	61,800.28	31,836.51
Fisheries Commission	66%	131,606.41	46,629.61	30,095.54	16,534.07	90,791.58	59,922.44	30,869.14
National Premix Fuel Secretariat	66%	2,255.48	1,864.60	1,230.64	633.96	2,845.21	1,877.84	967.37
Ministry of Lands and Natural Resources		418,755.54	438,465.79	330,526.84	107,938.95	492,761.33	330,031.68	162,729.65
Forestry Commission	66%	100,241.13	103,752.67	103,752.67	-	118,278.84	78,064.03	40,214.80
Corporate Head Office	66%	2,561.30	12,654.97	12,654.97	-	24,333.43	16,060.06	8,273.37
Forestry Services Division	66%	53,472.08	52,005.65	52,005.65	-	50,449.36	33,296.58	17,152.78
Wild Life Division	66%	6,313.84	3,174.69	3,174.69	-	6,827.58	4,506.20	2,321.38
Timber Industry Development Division	66%	37,893.91	35,917.36	35,917.36	-	36,668.47	24,201.19	12,467.28
Lands Commission	33%	153,485.75	161,102.91	53,163.96	107,938.95	181,357.45	59,847.96	121,509.49
Minerals Commission	100%	150,212.22	165,964.03	165,964.03	-	175,021.11	175,021.11	-
Geological Survey Authority	66%	402.21	343.05	343.05	-	456.93	301.57	155.36
Office of the Administrator of Stool Lands	100%	12,983.20	6,282.32	6,282.32	-	13,574.17	13,574.17	-
Ghana School of Survey and Mapping	100%	1,431.03	514.47	514.47	-	1,572.84	1,572.84	-
Ghana Integrated Aluminium Development Corporation	66%	-	506.34	506.34	-	2,500.00	1,650.00	850.00
Ministry of Trade and Industry		112,437.98	80,137.38	52,708.74	27,428.64	196,896.65	119,960.31	76,936.34
Export Promotion Authority	66%	145.40	94.14	62.13	32.01	160.48	105.92	54.56
Ghana Free Zones Authority	66%	21,736.24	41,026.05	27,077.19	13,948.86	63,649.92	42,008.95	21,640.97
Ghana Standards Authority	59%	73,619.08	30,379.78	17,924.07	12,455.71	116,961.89	69,007.52	47,954.38
Ministry of Trade and Industry(HQ)	53%	16,473.65	1,559.44	826.50	732.94	14,929.54	7,912.66	7,016.88
GRATIS Foundation	100%	-	6,315.84	6,315.84	-	402.03	402.03	-
Ghana Enterprises Agency (National Board for Small Scale Industries)	66%	463.62	762.13	503.01	259.12	792.79	523.24	269.55
Min. of Tourism, Culture and Creative Arts		18,597.36	6,724.54	4,548.45	2,176.09	16,383.43	10,362.03	6,021.40
Ghana Tourism Authority	66%	9,050.69	4,326.06	2,855.20	1,470.86	7,286.65	4,809.19	2,477.46
Hotel, Catering & Tourism Training Institute(HOTCATT)	100%	1,134.54	23.30	23.30	-	86.70	86.70	-
National Commission on Culture	33%	988.80	400.00	132.00	268.00	1,149.40	379.30	770.10
National Theatre:								
1. National Theatre (Main)	66%	3,246.40	674.25	674.25	-	3,994.70	2,636.50	1,358.20
2. Abibigroma Theatre Company	66%	77.86	11.32	11.32	-	52.50	34.65	17.85
3. Ghana Dance Ensemble	66%	271.34	75.07	75.07	-	308.58	203.66	104.92
Museums:								
1. Ghana Museums and Monuments Board	66%	2,131.03	870.86	574.77	296.09	2,223.10	1,467.25	755.85
2. Kwame Nkrumah Memorial Park	66%	914.18	199.12	131.42	67.70	666.85	440.12	226.73
3. W.E.B. Du Bois Memorial Centre	66%	457.78	71.63	47.28	24.35	270.61	178.61	92.01
Others:								
1. Bureau of Ghana Languages	0%	130.00	49.08	-	49.08	153.34	-	153.34
2. Folklore Board	66%	71.61	0.22	0.22	-	87.04	57.45	29.59
3. National Symphony Orchestra	66%	123.13	23.63	23.63	-	103.96	68.61	35.35
Min. of Env., Science, Tech.and Innovation		158,142.31	116,064.15	116,064.15	-	181,907.05	181,907.05	-
Environmental Protection Agency	100%	111,346.74	87,418.01	87,418.01	-	126,732.81	126,732.81	-
Council for Scientific and Industrial Research	100%	27,480.29	16,112.81	16,112.81	-	26,075.61	26,075.61	-
Ghana Atomic Energy Commission-Secretariat	100%	12,964.76	246.48	246.48	-	15,055.60	15,055.60	-
Biotech. and Nuclear Agric. Res. Institute	100%	417.01	6,879.95	6,879.95	-	573.00	573.00	-
Radiation Protection Institute	100%	2,581.02	2,036.17	2,036.17	-	2,242.63	2,242.63	-
National Nuclear Research Institute	100%	1,319.42	623.45	623.45	-	3,180.47	3,180.47	-
National Nuclear Regulatory Authority	100%	2,033.07	2,017.35	2,017.35	-	5,650.20	5,650.20	-
School of Nuclear and Allied Sciences	100%	-	711.17	711.17	-	2,316.03	2,316.03	-
Ghana Space Science and Technology Institute	100%	-	6.72	6.72	-	51.00	51.00	-
Radiological and Medical Sciences Research Institute	100%	-	12.04	12.04	-	29.70	29.70	-
Ministry of Energy		77,866.52	30,553.75	29,958.40	595.35	68,463.74	68,257.33	206.40
Ministry of Energy (HQ)	0%	246.86	595.35	-	595.35	206.40	-	206.40
Energy Commission	100%	77,619.66	29,958.40	29,958.40	-	68,257.33	68,257.33	-
Petroleum Commission	66%	-	-	-	-	-	-	-
National Petroleum Authority	66%	-	-	-	-	-	-	-



APPENDIX 11B: 2020 NON-TAX REVENUE ACTUALS AND 2021 PROJECTIONS BY MDA (GH¢ 000)

Sector/Ministry/Department/Agency	%	2020		2020 Actual (Jan-Dec)			2021 Projections		
		Retention	Projections	Collection	Retention	Lodgement	Collection	Retention	Lodgement
INFRASTRUCTURE			362,928.68	208,967.62	122,344.82	86,622.79	440,911.60	265,817.52	175,094.08
Ministry of Water Resources and Sanitation			3,314.11	2,108.06	1,391.32	716.74	45,468.37	30,009.13	15,459.25
Water Resources Commission	66%		3,314.11	2,108.06	1,391.32	716.74	3,468.37	2,289.13	1,179.25
Community Water and Sanitation Agency	66%		-	-	-	-	42,000.00	27,720.00	14,280.00
Ministry of Works and Housing	891.33	6,467.34	7,317.07	5,192.33	2,124.74	7,052.75	730.13	6,322.62	
Department of Rural Housing	66%	98.63	32.62	21.53	11.09	115.17	76.01	39.16	
Hydrological Service Department	0%	55.00	16.85	-	16.85	57.75	-	57.75	
Ministry of Works & Housing (Hq'ters)	0%	5,100.93	6,544.72	4,984.72	1,560.00	5,033.48	-	5,033.48	
Public Servants Housing Loans Scheme Board	66%	100.00	32.57	21.50	11.07	103.07	68.03	35.04	
Public Works Department	33%	806.78	498.74	164.59	334.16	1,214.80	400.88	813.91	
Rent Control Department	0%	306.00	191.56	-	191.56	247.86	-	247.86	
Architect Registration Council	66%		-	-	-	280.62	185.21	95.41	
Ministry of Railway Development		1,803.46	977.55	645.19	332.37	2,400.00	1,584.00	816.00	
Ghana Railway Development Authority	66%	1,803.46	977.55	645.19	332.37	2,400.00	1,584.00	816.00	
Ministry of Roads and Highway		22,903.90	20,654.79	12,150.46	8,504.33	32,681.36	19,716.08	12,965.28	
Ministry of Roads and Highways (HQ)	0%	2,921.32	1,546.95	-	1,546.95	1,501.35	-	1,501.35	
Department of Feeder Roads	33%	620.00	891.33	294.14	597.19	653.06	215.51	437.55	
Department of Urban Roads	33%	540.02	504.78	166.58	338.20	1,961.26	647.22	1,314.04	
Ghana Highway Authority	66%	18,822.56	17,711.73	11,689.74	6,021.99	28,565.69	18,853.36	9,712.34	
Ministry of Communications and Digitalisation		153,979.87	50,930.60	7,564.68	43,365.92	164,617.90	37,777.42	126,840.48	
Data Protection Commission	100%	2,892.67	931.84	931.84	-	3,078.22	3,078.22	-	
Ghana Meteorological Agency	66%	38,943.36	1,018.43	672.17	346.27	41,007.60	27,065.02	13,942.59	
Ghana-India Kofi Annan Centre of Excellence AITI	66%	3,000.00	1,478.01	975.49	502.52	4,325.57	2,854.88	1,470.69	
National Information Technology Agency (NITA)	66%	8,884.63	6,669.34	4,401.76	2,267.57	5,589.63	3,689.16	1,900.47	
NCA (International Incoming Telephone Traffic)	0%	99,059.22	39,949.00	-	39,949.00	108,965.14	-	108,965.14	
Postal and Courier Services Regulatory Commission	66%	1,200.00	883.98	583.43	300.55	1,651.73	1,090.14	561.59	
Ministry of Transport		174,460.00	126,979.55	95,400.85	31,578.70	188,691.22	176,000.76	12,690.46	
Driver and Vehicle Licensing Authority (License & others)	100%	140,378.29	107,883.09	82,780.04	25,103.05	151,217.62	151,217.62	-	
Government Technical Training Centre	100%	150.00	50.44	50.44	-	148.72	148.72	-	
National Road Safety Authority	66%	33,931.71	19,046.03	12,570.38	6,475.65	37,324.88	24,634.42	12,690.46	
Ghana Maritime Authority	66%		-	-	-	-	-	-	
Ghana Shippers Authority	66%		-	-	-	-	-	-	



APPENDIX 11B: 2020 NON-TAX REVENUE ACTUALS AND 2021 PROJECTIONS BY MDA (GH¢ 000)

Sector/Ministry/Department/Agency	%	2020			2020 Actual (Jan-Dec)		2021 Projections		
		Retention	Projections	Collection	Retention	Lodgement	Collection	Retention	Lodgement
SOCIAL SECTOR			3,902,116.69	3,108,827.47	3,004,762.57	104,064.90	4,673,051.18	4,543,348.30	129,702.88
Ministry of Education			1,717,691.31	1,129,352.15	1,122,821.84	6,530.31	2,096,003.07	2,074,767.30	21,235.77
GES and Others			40,338.07	39,650.83	33,120.52	6,530.31	49,564.11	39,611.31	9,952.80
Ghana Education Service	100%		3,758.45	16,948.50	16,948.50	-	4,662.72	4,662.72	-
Ghana Library Authority	100%		1,000.00	209.49	209.49	-	1,518.57	1,518.57	-
Centre for National Distance Learning and Open Schooling	100%		2.50	3.73	3.73	-	3.37	3.37	-
Council for Tech. and Voc. Educ. Training	100%		3,509.49	1,492.82	1,492.82	-	3,334.01	3,334.01	-
National Service Secretariat	66%		31,797.15	19,206.79	12,676.48	6,530.31	28,742.94	18,970.34	9,772.60
Ghana Book Devt. Council	66%		270.48	332.56	332.56	-	530.00	349.80	180.20
National Inspectorate Board	100%			1,456.93	1,456.93	-	3,822.50	3,822.50	-
West African Examination Council (National)	100%			-	-	-	6,950.00	6,950.00	-
Universities:			1,304,965.57	885,213.82	885,213.82	-	1,572,939.96	1,572,939.96	-
University of Education, Winneba	100%		191,709.27	80,723.07	80,723.07	-	210,880.19	210,880.19	-
University of Ghana	100%		327,714.57	281,460.10	281,460.10	-	334,958.07	334,958.07	-
Kwame Nkrumah Univ. of Sci. and Tech.	100%		379,866.58	181,311.51	181,311.51	-	401,316.77	401,316.77	-
University of Cape Coast	100%		228,772.24	217,747.02	217,747.02	-	216,305.51	216,305.51	-
University of Mines and Technology	100%		16,112.80	15,692.58	15,692.58	-	22,914.07	22,914.07	-
University for Development Studies	100%		50,180.47	25,054.36	25,054.36	-	39,982.91	39,982.91	-
University of Professional Studies	100%		70,000.01	59,460.90	59,460.90	-	74,463.58	74,463.58	-
University of Health and Allied Sciences	100%		24,701.34	21,475.29	21,475.29	-	27,179.65	27,179.65	-
University of Energy and Natural Resources	100%		15,908.28	2,289.00	2,289.00	-	17,499.11	17,499.11	-
C. K. Tedam University of Tech. and Applied Sciences	100%		-	-	-	-	7,292.58	7,292.58	-
S. D. Dombo University of Bus. and Int. Devt. Studies	100%		-	-	-	-	175,332.31	175,332.31	-
University of Environment and Sustainable Devt.	100%		-	-	-	-	4,613.07	4,613.07	-
Ghana Technology University College	100%		-	18,060.76	18,060.76	-	40,202.12	40,202.12	-
Technical Universities and Polytechnics			151,720.63	73,333.56	73,333.56	-	193,414.27	193,414.27	-
Accra Technical University	100%		30,162.59	18,075.95	18,075.95	-	39,793.52	39,793.52	-
Kumasi Technical University	100%		24,100.11	13,468.22	13,468.22	-	26,363.91	26,363.91	-
Tamale Technical University	100%		10,046.20	2,504.83	2,504.83	-	11,857.15	11,857.15	-
Koforidua Technical University	100%		22,890.57	7,364.44	7,364.44	-	32,750.15	32,750.15	-
Ho Technical University	100%		11,037.47	3,369.19	3,369.19	-	13,866.65	13,866.65	-
Bolgatanga Technical University	100%		3,249.55	1,051.93	1,051.93	-	3,574.50	3,574.50	-
Cape Coast Technical University	100%		6,080.73	2,868.49	2,868.49	-	9,263.32	9,263.32	-
Sunyani Technical University	100%		14,155.83	7,006.85	7,006.85	-	16,863.56	16,863.56	-
Takoradi Technical University	100%		28,300.26	16,638.48	16,638.48	-	36,333.96	36,333.96	-
Wa Technical University	100%		1,697.32	985.15	985.15	-	2,747.55	2,747.55	-
Other Teaching Institutions			220,667.05	131,153.94	131,153.94	-	280,084.74	268,801.77	11,282.97
Colleges of Education	100%		167,313.91	97,348.12	97,348.12	-	201,192.06	201,192.06	-
Ghana Tertiary Education Commission (National Accreditation Board)	100%		8,210.75	480.97	480.97	-	7,894.50	7,894.50	-
National Film and Television Institute (NAFTI)	100%		6,584.05	1,459.48	1,459.48	-	6,584.05	6,584.05	-
Ghana Institute of Languages	100%		3,997.40	1,864.34	1,864.34	-	7,415.62	7,415.62	-
Ghana Institute of Journalism	100%		12,323.55	22,910.81	22,910.81	-	13,555.90	13,555.90	-
National Board for Technical Examinations	100%		22,237.39	7,090.22	7,090.22	-	10,257.40	10,257.40	-
National Teaching Council	66%			-	-	-	33,185.20	21,902.23	11,282.97
Ministry of Employment and Labour Relations			177,691.54	71,500.95	47,781.65	23,719.31	161,633.80	130,051.31	31,582.49
Department of Co-operatives	0%		384.86	398.39	-	398.39	358.95	-	358.95
Department of Factories Inspectorate	0%		1,700.00	1,775.56	-	1,775.56	2,250.00	-	2,250.00
Labour Department	0%		712.18	570.75	-	570.75	715.87	-	715.87
Management Dev. and Prod. Institute (MDPI)	100%		70,487.05	373.04	373.04	-	45,948.82	45,948.82	-
National Vocational Training Institute (NVTI)	100%		25,702.14	6,357.26	6,357.26	-	28,303.64	28,303.64	-
Opportunities Industrialization Centre(OIC)	100%		1,155.89	335.93	335.93	-	945.73	945.73	-
National Pension Regulatory Authority	66%		77,549.42	61,690.02	40,715.41	20,974.61	83,110.79	54,853.12	28,257.67
Ministry of Youth and Sports			1,312.85	2,378.54	974.82	1,403.72	1,096.92	451.77	645.15
National Sports Authority	40%		1,277.85	2,288.54	915.42	1,373.12	1,046.92	418.77	628.15
National Youth Authority	66%		35.00	90.00	59.40	30.60	50.00	33.00	17.00



APPENDIX 11B: 2020 NON-TAX REVENUE ACTUALS AND 2021 PROJECTIONS BY MDA (GH¢ 000)

Sector/Ministry/Department/Agency	%	2020		2020 Actual (Jan-Dec)		2021 Projections			
		Retention	Projections	Collection	Retention	Lodgement	Collection	Retention	Lodgement
SOCIAL SECTOR			3,902,116.69	3,108,827.47	3,004,762.57	104,064.90	4,673,051.18	4,543,348.30	129,702.88
Ministry of Health			2,004,622.19	1,904,668.94	1,833,146.63	71,522.32	2,402,997.16	2,328,137.11	74,860.05
Ghana Health Service(Health Facilities)	100%		791,806.67	826,729.55	826,729.55	-	836,079.61	836,079.61	-
Teaching Hospitals:									
Korle-Bu Teaching Hospital -Main	100%		122,494.34	115,342.17	115,342.17	-	130,887.28	130,887.28	-
Blood Bank	100%		6,742.00	3,775.41	3,775.41	-	5,801.59	5,801.59	-
Ghana Radiotherapy	100%		2,941.75	6,114.04	6,114.04	-	10,095.20	10,095.20	-
National Cardiothoracic Centre	100%		19,821.75	15,944.97	15,944.97	-	20,197.61	20,197.61	-
Komfo Anokye Teaching Hospital	100%		80,165.51	76,018.25	76,018.25	-	80,761.65	80,761.65	-
Cape Coast Teaching Hospital	100%		24,596.34	20,239.24	20,239.24	-	27,987.11	27,987.11	-
Ho Teaching Hospital	100%		18,819.77	15,868.14	15,868.14	-	19,764.13	19,764.13	-
Tamale Teaching Hospital	100%		25,261.37	18,341.20	18,341.20	-	30,626.29	30,626.29	-
Regulatory Agencies:									
Food and Drugs Authority	50%		100,573.60	108,860.21	54,430.10	54,430.10	100,176.77	50,088.39	50,088.39
Medical and Dental Council	66%		15,443.49	13,853.39	9,143.24	4,710.15	15,605.87	10,299.87	5,306.00
Pharmacy Council	66%		14,909.48	11,783.91	7,777.38	4,006.53	16,298.59	10,757.07	5,541.52
Ghana College of Pharmacists	100%		1,220.91	702.38	702.38	-	1,607.60	1,607.60	-
Nursing and Midwifery Council for Ghana (NMwCG)	80%		43,896.79	37,497.09	29,997.67	7,499.42	49,317.22	39,453.77	9,863.44
Traditional Medicine Practice Council	80%		1,560.83	1,556.10	1,244.88	311.22	1,689.06	1,351.25	337.81
Health Facilities Regulatory Agency	80%		9,850.00	2,824.46	2,259.57	564.89	5,711.90	4,569.52	1,142.38
Ghana Psychology Council	100%		359.10	295.75	295.75	-	740.07	740.07	-
Subvented Agencies:									
National Health Insurance Authority	100%		-	-	-	-	129,800.00	129,800.00	-
Centre for Scientific Res. into Plant Medicine	100%		15,044.67	10,903.64	10,903.64	-	16,549.37	16,549.37	-
Ghana College of Physicians and Surgeons	100%		11,168.74	10,157.12	10,157.12	-	13,391.72	13,391.72	-
Ghana Institute of Clinical Genetics	100%		333.37	111.71	111.71	-	720.77	720.77	-
Allied Health Professional Council	66%		5,500.00	5,533.53	5,533.53	-	7,589.74	5,009.23	2,580.51
College of Nurses and Midwives	100%		4,936.62	4,803.73	4,803.73	-	5,603.03	5,603.03	-
St John Ambulance	100%		230.83	55.27	55.27	-	253.91	253.91	-
Ghana Red Cross Society	100%		169.02	65.01	65.01	-	181.20	181.20	-
Psychiatric Hospitals:									
Pantang Hospital	100%		6,603.48	5,016.68	5,016.68	-	6,925.96	6,925.96	-
Accra Psychiatric Hospital	100%		1,331.57	2,831.54	2,831.54	-	2,997.93	2,997.93	-
Ankafu Hospital	100%		2,925.31	3,668.19	3,668.19	-	3,271.56	3,271.56	-
Other Health Institutions:									
Health Training Institutions	100%		216,801.69	154,843.66	154,843.66	-	260,162.03	260,162.03	-
Christian Health Assoc. of Ghana (CHAG)	100%		453,815.55	408,668.20	408,668.20	-	585,273.13	585,273.13	-
Ahmadiyya Muslim Health Service Ghana	100%		5,297.67	22,264.41	22,264.41	-	16,929.27	16,929.27	-
Min. of Gender, Children & Social Protection			798.79	926.89	37.65	889.24	11,320.23	9,940.80	1,379.43
Efua Sutherland Children's Park	33%		81.79	48.98	16.16	32.82	60.48	19.96	40.52
Department of Social Welfare	0%		717.00	831.21	-	831.21	756.99	-	756.99
School of Social Work	100%		-	-	-	-	9,425.13	9,425.13	-
Central Adoption Authority	46%		-	46.70	21.48	25.22	1,077.63	495.71	581.92



APPENDIX 11B: 2020 NON-TAX REVENUE ACTUALS AND 2021 PROJECTIONS BY MDA (GH¢ 000)

Sector/Ministry/Department/Agency	2020		2020 Actual (Jan-Dec)			2021 Projections		
	% Retention	Projections	Collection	Retention	Lodgement	Collection	Retention	Lodgement
PUBLIC SAFETY SECTOR		427,588.78	338,282.00	97,804.20	240,477.79	414,843.70	111,435.48	303,408.22
Min. of Justice and Attorney General's Dept.		128,273.64	96,137.11	26,522.47	69,614.64	138,220.31	29,277.04	108,943.27
Council for Law Reporting	66%	520.00	298.81	197.22	101.60	520.00	343.20	176.80
General Legal Council (Main)	66%		-	-	-	-		
Ghana School of Law	66%	14,714.52	20,053.03	13,235.00	6,818.03	20,177.36	13,317.06	6,860.30
Legal Aid Commission	100%	37.00	99.35	99.35	-	90.00	90.00	-
Office of the Copyright Administrator	66%	1,007.33	1,762.30	1,163.12	599.18	491.50	324.39	167.11
Registrar General's Department	16%	111,994.79	73,923.61	11,827.78	62,095.83	116,941.44	15,202.39	101,739.06
Ministry of Defence		24,715.33	21,994.40	21,994.40	-	25,730.51	25,730.51	-
37 Military Hospital	100%	24,715.33	21,994.40	21,994.40	-	25,730.51	25,730.51	-
Judicial Service		78,889.53	59,058.35	17,717.51	41,340.85	63,730.35	19,119.11	44,611.25
Judicial Service	30%	78,889.53	59,058.35	17,717.51	41,340.85	63,730.35	19,119.11	44,611.25
Ministry of Interior		195,710.28	161,092.13	31,569.83	129,522.31	187,162.53	37,308.83	149,853.70
Criminal Investigations Department	0%	4,148.30	4,891.34	-	4,891.34	4,173.64	-	4,173.64
Gaming Commission	40%	28,109.37	21,612.61	8,645.05	12,967.57	27,550.22	11,020.09	16,530.13
Ghana Immigration Service	15%	139,583.58	110,715.85	16,607.38	94,108.48	130,571.01	19,585.65	110,985.35
Ghana National Fire Service	0%	2,373.23	2,742.87	-	2,742.87	2,465.66	-	2,465.66
Ghana Prisons Service	60%	408.80	165.82	99.49	66.33	299.65	179.79	119.86
Interior Headquarters	0%	13,493.43	14,314.94	-	14,314.94	14,915.76	-	14,915.76
Narcotics Control Board	33%	972.21	642.96	212.18	430.79	989.99	326.70	663.29
Police Hospital	100%	6,621.35	6,005.73	6,005.73	-	6,196.60	6,196.60	-
MULTISECTORIAL		244,145.88	310,792.04	-	310,792.04	191,560.47	-	191,560.47
Payroll deductions/Rents	0%	8,347.99	6,539.99	-	6,539.99	8,082.79	-	8,082.79
Value Books Sales	0%	166.56	24.47	-	24.47	183.21	-	183.21
Govt. 39 District/Regional Treasury Collections	0%	24.17	-	-	-	26.59	-	26.59
Dividend Payment	0%	90,940.54	275,480.00	-	275,480.00	100,034.59	-	100,034.59
Auction Sales	0%	8,911.77	6,833.84	-	6,833.84	7,602.95	-	7,602.95
Commission on Foreign Exch. Allocations	0%	-	-	-	-	-	-	-
Accra City Revenue/Refund etc	0%	11.99	9.06	-	9.06	13.18	-	13.18
Interest on Loans/CAGD Loans Repayment	0%	9,742.87	5,504.68	-	5,504.68	9,617.16	-	9,617.16
NLA net income	0%	120,000.00	16,400.00	-	16,400.00	66,000.00	-	66,000.00
Bank of Ghana	0%	-	-	-	-	-	-	-
Luxury Vehicle Levy	0%	-	-	-	-	-	-	-
Yield from capping policy	0%	-	-	-	-	-	-	-
Others		6,000.00	-	-	-	-	-	-
GRAND TOTAL		6,193,436.76	4,964,128.36	4,003,177.46	960,950.90	7,077,781.29	5,893,772.35	1,184,008.95



APPENDIX 11C: 2021 INTERNALLY GENERATED FUNDS RETENTION (EXPENDITURE) BREAKDOWN BY MDA (GH¢)

SECTOR/ MINISTRY/ DEPARTMENT / AGENCY	EMPLOYEE COMPENSATION	GOODS AND SERVICES	CAPEX	TOTAL
ADMINISTRATION SECTOR	36,065,257.72	136,872,563.84	23,872,095.96	196,809,917.51
Office of Government Machinery	15,672,305.62	27,775,961.69	340,702.30	43,788,969.60
Ghana Investment Promotion Centre	15,672,305.62	18,057,221.69	340,702.30	34,070,229.60
National Identification Authority	-	9,587,580.00	-	9,587,580.00
Office of the Chief of Staff	-	131,160.00	-	131,160.00
Office of the Head of Civil Service	-	2,418,744.65	756,373.26	3,175,117.91
Office of the Head of Civil Service	-	2,269,119.79	756,373.26	3,025,493.05
Public Records & Archives Admin. Dept.	-	17,174.86	-	17,174.86
Management Service Department	-	132,450.00	-	132,450.00
Ministry of Foreign Affairs & Regional Integration	-	22,866,762.00	9,212,568.00	32,079,330.00
Foreign Affairs and Regional Integration (Finance Bureau)	-	103,960.00	-	103,960.00
Passport Office	-	8,943,950.00	-	8,943,950.00
Missions	-	13,818,852.00	9,212,568.00	23,031,420.00
Ministry of Finance	20,392,952.10	59,988,279.50	13,562,452.40	93,943,684.00
Gen. Administration and Finance	-	37,297,972.00	9,324,493.00	46,622,465.00
Controller and Accountant General's Department	-	10,322,221.38	1,821,568.48	12,143,789.86
Ghana Statistical Service	-	28,947.12	-	28,947.12
Institute of Accountancy Training	-	110,100.00	-	110,100.00
Securities and Exchange Commission	20,127,608.10	11,940,110.00	2,046,875.40	34,114,593.50
Public Procurement Authority	265,344.00	288,929.00	369,515.52	923,788.52
Ministry of Information	-	23,822,816.00	-	23,822,816.00
Ghana Broadcasting Corporation	-	23,822,816.00	-	23,822,816.00
ECONOMIC SECTOR	188,956,953.55	417,931,318.24	169,472,858.56	776,361,130.35
Ministry of Food and Agriculture	-	2,675,077.00	1,367,356.00	4,042,433.00
Grains and Legumes Development Board	-	144,384.00	36,096.00	180,480.00
Plant Protection & Regulatory Service	-	1,772,046.00	1,181,364.00	2,953,410.00
Veterinary Services Department	-	599,584.00	149,896.00	749,480.00
Human Resource Dev. & Management Directorate	-	159,063.00	-	159,063.00
Min. of Fisheries & Aquaculture Development	901,363.20	42,621,730.40	18,277,186.40	61,800,280.00
Fisheries Commission	-	41,945,708.00	17,976,732.00	59,922,440.00
National Premix Fuel Secretariat	901,363.20	676,022.40	300,454.40	1,877,840.00
Ministry of Lands and Natural Resources	105,012,662.84	161,880,245.82	63,138,771.14	330,031,679.80
Forestry Commission	-	59,935,679.00	18,128,351.00	78,064,030.00
Corporate Head Office	-	11,242,042.00	4,818,018.00	16,060,060.00
Forestry Services Division	-	23,307,606.00	9,988,974.00	33,296,580.00
Wild Life Division	-	3,604,960.00	901,240.00	4,506,200.00
Timber Industry Development Division	-	21,781,071.00	2,420,119.00	24,201,190.00
Lands Commission	-	38,901,174.00	20,946,786.00	59,847,960.00
Minerals Commission	105,012,662.84	52,506,331.42	17,502,115.74	175,021,110.00
Ghana Geological Survey Authority	-	301,573.80	-	301,573.80
Office of the Administrator of Stool Lands	-	8,144,499.60	5,429,666.40	13,574,166.00
Ghana School of Survey and Mapping	-	1,100,988.00	471,852.00	1,572,840.00
Ghana Integrated Aluminium Dev. Cooperation	-	990,000.00	660,000.00	1,650,000.00
Ministry of Trade and Industry	10,082,148.00	68,822,055.00	41,056,105.00	119,960,308.00
Export Promotion Authority	-	105,920.00	-	105,920.00
Ghana Free Zones Board	10,082,148.00	21,004,475.00	10,922,327.00	42,008,950.00
Ghana Standards Authority	-	41,404,512.00	27,603,008.00	69,007,520.00
Ministry of Trade and Industry(HQ)	-	5,538,862.00	2,373,798.00	7,912,660.00
Gratis Foundation	-	402,018.00	-	402,018.00
Ghana Enterprises Agency (National Board For Small Scale Ind(NBSSI	-	366,268.00	156,972.00	523,240.00
Min. of Tourism, Culture and Creative Arts	961,838.00	6,730,688.68	2,669,512.87	10,362,039.55
Ghana Tourism Authority	961,838.00	2,885,514.00	961,838.00	4,809,190.00
Hotel, Catering & Tourism Training Institute (HOTCATT)	-	86,697.69	-	86,697.69
National Commission on Culture	-	246,545.00	132,755.00	379,300.00
National Theatre	-	2,109,201.60	527,300.40	2,636,502.00
Abibigroma Theatre Company	-	27,720.00	6,930.00	34,650.00
Ghana Dance Ensemble	-	162,928.66	40,732.16	203,660.82
Ghana Museums & Monuments Board	-	660,262.50	806,987.50	1,467,250.00
Kwame Nkrumah Memorial Park	-	308,084.00	132,036.00	440,120.00
W.E.B. Du Bois Memorial Centre	-	142,888.00	35,722.00	178,610.00
Folklore Board	-	45,959.23	11,489.81	57,449.04
National Symphony Orchestra	-	54,888.00	13,722.00	68,610.00
Min. of Env., Science, Tech. & Innovation	53,703,161.77	95,091,542.66	33,112,353.44	181,907,057.87
Environmental Protection Agency	50,693,124.00	53,227,780.20	22,811,905.80	126,732,810.00
Biotech. and Nuclear Agric. Res. Institute	-	401,102.80	171,901.20	573,004.00
Radiation Protection Institute	179,410.40	1,390,430.60	672,789.00	2,242,630.00
National Nuclear Research Institute	222,632.90	1,908,282.00	1,049,555.10	3,180,470.00
Council for Scientific and Industrial Research	1,564,536.82	20,338,978.71	4,172,098.20	26,075,613.73
Ghana Atomic Energy Commission	1,043,457.64	11,627,099.45	2,385,046.04	15,055,603.14
National Nuclear Regulatory Authority	-	4,520,160.00	1,130,040.00	5,650,200.00
School of Nuclear and Allied Sciences	-	1,621,218.90	694,808.10	2,316,027.00
Ghana Space Science and Technology Institute	-	35,700.00	15,300.00	51,000.00
Radiological and Medical Sciences Research Institute	-	20,790.00	8,910.00	29,700.00
Ministry of Energy	18,295,779.75	40,109,978.67	9,851,573.71	68,257,332.13
Energy Commission	18,295,779.75	40,109,978.67	9,851,573.71	68,257,332.13



APPENDIX 11C: 2021 INTERNALLY GENERATED FUNDS RETENTION (EXPENDITURE) BREAKDOWN BY MDA (GH¢)

SECTOR/ MINISTRY/ DEPARTMENT / AGENCY	EMPLOYEE COMPENSATION	GOODS AND SERVICES	CAPEX	TOTAL
INFRASTRUCTURE	90,533,265.71	125,275,515.87	50,008,739.70	265,817,521.28
Ministry of Water Resources and Sanitation	9,742,284.42	14,290,298.48	5,976,544.20	30,009,127.10
Water Resources Commission	-	2,289,127.10	-	2,289,127.10
Community Water and Sanitation Agency	9,742,284.42	12,001,171.38	5,976,544.20	27,720,000.00
Ministry of Works and Housing	-	730,131.04	-	730,131.04
Department of Rural Housing	-	76,014.41	-	76,014.41
Public Servants Housing Loans Scheme Board	-	68,027.63	-	68,027.63
Public Works Department	-	400,880.00	-	400,880.00
Architect Registration Council	-	185,209.00	-	185,209.00
Ministry of Railway Development	-	1,284,000.00	300,000.00	1,584,000.00
Ghana Railway Development Authority	-	1,284,000.00	300,000.00	1,584,000.00
Ministry of Roads and Highways	453,046.74	9,836,162.27	9,426,872.88	19,716,081.90
Department of Feeder Roads	453,046.74	193,974.58	194.16	647,215.49
Department of Urban Roads	-	215,508.97	-	215,508.97
Ghana Highway Authority	-	9,426,678.72	9,426,678.72	18,853,357.44
Ministry of Communications and Digitalisation	1,200,505.80	15,021,762.77	21,555,149.63	37,777,418.20
Data Protection Commission	1,200,505.80	1,231,288.00	646,426.20	3,078,220.00
Ghana Meteorological Agency	-	8,119,505.47	18,945,512.77	27,065,018.24
Ghana-India Kofi Annan Centre of Excellence	-	1,998,416.00	856,464.00	2,854,880.00
National Information Technology Agency (NITA)	-	2,582,408.87	1,106,746.66	3,689,155.53
Postal and Courier Services Regulatory Commission	-	1,090,144.43	-	1,090,144.43
Ministry of Transport	79,137,428.75	84,113,161.30	12,750,172.99	176,000,763.04
Driver and Vehicle Licensing Authority	79,137,428.75	65,488,625.40	6,591,567.69	151,217,621.84
Government Technical Training Centre	-	148,720.00	-	148,720.00
National Road Safety Authority	-	18,475,815.90	6,158,605.30	24,634,421.20
SOCIAL SECTOR	400,652,648.05	3,275,362,734.25	867,332,916.02	4,543,348,298.32
Ministry of Education	109,616,990.86	1,399,609,130.89	565,541,184.78	2,074,767,306.53
GES and Others	-	28,833,520.83	10,777,788.31	39,611,309.14
Ghana Education Service	-	4,662,717.50	-	4,662,717.50
Ghana Library Authority	-	1,518,573.36	-	1,518,573.36
Centre for National Distance Learning and Open Schooling	-	3,367.00	-	3,367.00
Council for Technical and Vocational Education Training	-	2,667,208.80	666,802.20	3,334,011.00
National Service Secretariat	-	11,382,204.17	7,588,136.11	18,970,340.28
Ghana Book Devt. Council	-	349,800.00	-	349,800.00
National Inspectorate Board	-	1,299,650.00	2,522,850.00	3,822,500.00
West African Examination Council (National)	-	6,950,000.00	-	6,950,000.00
Universities	74,101,433.89	1,012,747,874.50	486,090,651.65	1,572,939,960.03
University of Ghana	43,544,549.49	244,519,393.29	46,894,130.22	334,958,073.00
University of Education, Winneba	11,093,894.27	110,551,460.76	89,234,838.91	210,880,193.94
Kwame Nkrumah University of Science and Technology	12,039,503.16	260,855,901.79	128,421,367.03	401,316,771.98
University of Cape Coast	4,326,110.22	147,087,747.53	64,891,653.32	216,305,511.07
University of Mines and Technology	-	16,039,852.04	6,874,222.30	22,914,074.34
University of Energy and Natural Resources	1,512,572.60	8,339,536.70	7,646,999.80	17,499,109.10
University for Development Studies	366,209.15	7,147,441.90	32,469,260.96	39,982,912.00
University of Health and Allied Sciences	271,796.54	12,230,844.32	14,677,013.19	27,179,654.05
University of Professional Studies	682,022.46	13,311,289.37	60,470,268.17	74,463,580.00
C. K. Tedam University of Tech. and Applied Sciences	69,600.00	3,576,688.52	3,646,288.52	7,292,577.04
S. D. Dombo University of Bus. and Int. Devt. Studies	195,176.00	167,470,980.96	7,666,156.96	175,332,313.92
University of Environment and Sustainable Devt.	-	4,613,073.32	-	4,613,073.32
Ghana CommunicationTechnology University	-	17,003,664.00	23,198,452.27	40,202,116.27



APPENDIX 11C: 2021 INTERNALLY GENERATED FUNDS RETENTION (EXPENDITURE) BREAKDOWN BY MDA (GH¢)

SECTOR/ MINISTRY/ DEPARTMENT / AGENCY	EMPLOYEE COMPENSATION	GOODS AND SERVICES	CAPEX	TOTAL
Technical Universities	16,562,800.10	132,066,585.13	44,784,883.54	193,414,268.77
Accra Technical University	2,785,546.74	28,253,402.69	8,754,575.48	39,793,524.91
Kumasi Technical University		19,245,656.03	7,118,256.34	26,363,912.37
Tamale Technical University	355,714.49	7,114,289.77	4,387,145.36	11,857,149.62
Koforidua Technical University	4,912,521.81	17,685,078.50	10,152,545.06	32,750,145.37
Ho Technical University		11,093,322.74	2,773,330.68	13,866,653.42
Bolgatanga Technical University		2,914,500.60	660,000.00	3,574,500.60
Cape Coast Technical University		8,064,500.00	1,198,818.62	9,263,318.62
Sunyani Technical University	1,854,991.73	11,129,950.37	3,878,619.07	16,863,561.17
Takoradi Technical University	6,654,025.33	24,175,518.11	5,504,411.76	36,333,955.20
Wa Technical University		2,390,366.32	357,181.17	2,747,547.49
Colleges of Education	17,840,414.62	161,719,681.21	21,631,967.31	201,192,063.14
Other Teaching Institutions	1,112,342.25	64,241,469.23	2,255,893.97	67,609,705.45
National Film and Television Institute (NAFTI)	-	5,069,721.74	1,514,332.47	6,584,054.21
Ghana Institute of Languages	1,112,342.25	5,561,711.25	741,561.50	7,415,615.00
Ghana Institute of Journalism	-	13,555,903.31	-	13,555,903.31
National Accreditation Board	-	7,894,500.00	-	7,894,500.00
National Board for Technical Examinations	-	10,257,402.93	-	10,257,402.93
National Teaching Council	-	21,902,230.00	-	21,902,230.00
Ministry of Employment and Labour Relations	23,586,840.75	51,073,107.42	55,391,364.06	130,051,312.23
Management Dev.& Productivity Institute (MDPI)	-	4,594,882.43	41,353,941.85	45,948,824.28
National Vocational Training Institute (NVTI)	-	25,473,272.15	2,830,363.57	28,303,635.72
Opportunities Industrialization Centre(OIC)	-	709,299.17	236,433.06	945,732.23
National Pension Regulatory Authority	23,586,840.75	20,295,653.67	10,970,625.58	54,853,120.00
Ministry of Youth and Sports	-	451,768.00	-	451,768.00
National Sports Authority	-	418,768.00	-	418,768.00
National Youth Authority	-	33,000.00	-	33,000.00
Ministry of Health	265,563,789.53	1,816,172,955.12	246,400,367.17	2,328,137,111.82
Ghana Health Service(Health Facilities)	125,411,940.89	685,585,276.82	25,082,388.18	836,079,605.88
Teaching Hospitals:	72,994,428.79	226,065,449.97	27,060,978.37	326,120,857.14
Korlebu Teaching Hospital	26,177,456.44	95,547,716.01	9,162,109.75	130,887,282.20
a.Ghana Radiotherapy	3,028,561.35	6,158,074.74	908,568.40	10,095,204.49
b.National Cardiothoracic Centre	4,645,449.41	14,138,324.30	1,413,832.43	20,197,606.14
c.National Blood Bank	870,237.99	4,699,285.17	232,063.47	5,801,586.63
Komfo Anokye Teaching Hospital	11,223,171.76	62,529,099.83	7,009,374.67	80,761,646.26
Cape Coast Teaching Hospital	2,798,711.17	22,109,818.26	3,078,582.29	27,987,111.72
Ho Teaching Hospital	2,812,435.14	14,757,872.94	2,193,817.99	19,764,126.08
Tamale Teaching Hospital	21,438,405.53	6,125,258.72	3,062,629.36	30,626,293.62
Regulatory Agencies:	30,985,575.01	64,876,402.17	23,005,566.97	118,867,544.16
Food and Drugs Authority	22,539,773.40	17,530,934.87	10,017,677.07	50,088,385.34
Medical and Dental Council	720,991.19	7,724,905.65	1,853,977.36	10,299,874.20
Pharmacy Council	1,613,560.29	6,992,094.59	2,151,413.72	10,757,068.60
Ghana College of Pharmacists	346,534.45	968,366.27	292,699.27	1,607,600.00
Nursing and Midwifery Council of Ghana(NMwCG)	3,945,377.27	27,617,640.88	7,890,754.54	39,453,772.68
Traditional Medicine Practice Council	174,310.99	1,017,624.87	159,312.14	1,351,248.00
Ghana Psychology Council	-	740,074.75	-	740,074.75
Health Facilities Regulatory Agency	1,645,027.41	2,284,760.30	639,732.88	4,569,520.59
Subvented Agencies:	3,450,923.22	161,198,470.75	6,859,829.43	171,509,223.40
National Health Insurance Authority (NHIA)	-	129,800,000.00	-	129,800,000.00
Centre for Scientific Research into Plant Medicine	1,661,583.27	12,727,727.86	2,160,058.25	16,549,369.38
Ghana College of Physicians and Surgeons	401,751.58	10,713,375.54	2,276,592.30	13,391,719.42
Allied Health Professional Council	343,787.76	3,954,418.40	711,023.56	5,009,229.72
Ghana Institute of Clinical Genetics	464,297.99	225,224.55	31,247.46	720,770.00
College of Nurses and Midwives	560,302.62	3,361,815.72	1,680,907.86	5,603,026.20
St John Ambulance	19,200.00	234,708.68	-	253,908.68
Ghana Red Cross Society	-	181,200.00	-	181,200.00
Psychiatric Hospitals:	972,748.58	10,071,208.42	2,151,497.14	13,195,454.14
Pantang Hospital	692,596.44	4,155,578.64	2,077,789.32	6,925,964.40
Accra Psychiatric Hospital	280,152.14	2,644,072.78	73,707.82	2,997,932.74
Ankaful Hospital	-	3,271,557.00	-	3,271,557.00
Others	31,748,173.04	668,376,146.99	162,240,107.08	862,364,427.11
Health Training Institutions	21,382,776.11	169,981,971.60	68,797,283.39	260,162,031.10
Christian Health Associations of Ghana (CHAG)	5,192,569.77	489,982,652.76	90,097,907.47	585,273,130.00
Ahmadiyya Muslim Health Service Ghana	5,172,827.16	8,411,522.63	3,344,916.22	16,929,266.01
Min. of Gender, Children and Social Protection	1,885,026.92	8,055,772.83	-	9,940,799.75
Efua Sutherland Children's Park	-	19,957.20	-	19,957.20
School of Social Work	1,885,026.92	7,540,107.67	-	9,425,134.58
Central Adoption Authority	-	495,707.96	-	495,707.96



APPENDIX 11C: 2021 INTERNALLY GENERATED FUNDS RETENTION (EXPENDITURE) BREAKDOWN BY MDA (GH¢)

SECTOR/ MINISTRY/ DEPARTMENT / AGENCY	EMPLOYEE COMPENSATION	GOODS AND SERVICES	CAPEX	TOTAL
PUBLIC SAFETY SECTOR	9,698,844.00	85,750,364.96	15,986,273.38	111,435,482.34
Min. of Justice and Attorney General's Dept.	5,180,604.00	17,928,035.68	6,168,393.38	29,277,033.06
Council for Law Reporting	-	343,200.00	-	343,200.00
General Legal Council(Ghana School of Law)	5,180,604.00	6,658,528.66	1,477,920.00	13,317,052.66
Legal Aid Commission	-	90,000.00	-	90,000.00
Office of the Copyright Administrator	-	194,635.55	129,757.03	324,392.59
Registrar General's Department	-	10,641,671.47	4,560,716.35	15,202,387.82
Ministry of Defence	-	25,730,506.51	-	25,730,506.51
37 Military Hospital	-	25,730,506.51	-	25,730,506.51
Judicial Service	-	19,119,106.22	-	19,119,106.22
Judicial Service	-	19,119,106.22	-	19,119,106.22
Ministry of Interior	4,518,240.00	22,972,716.54	9,817,880.00	37,308,836.54
Gaming Commission	4,518,240.00	4,518,236.81	1,983,620.00	11,020,096.81
Ghana Immigration Service	-	11,751,390.46	7,834,260.00	19,585,650.46
Ghana Prisons Service	-	179,790.00	-	179,790.00
Narcotics Control Board	-	326,696.04	-	326,696.04
Police Hospital	-	6,196,603.23	-	6,196,603.23
GRAND TOTAL	725,906,969.03	4,041,192,497.15	1,126,672,883.61	5,893,772,349.79



APPENDIX 11D: 2022 INTERNALLY GENERATED FUNDS RETENTION (EXPENDITURE) BREAKDOWN BY MDA (GH¢)

SECTOR/ MINISTRY/ DEPARTMENT / AGENCY	EMPLOYEE COMPENSATION	GOODS AND SERVICES	CAPEX	TOTAL
ADMINISTRATION SECTOR	41,173,909.98	146,889,121.20	25,994,044.61	214,057,075.78
Office of Government Machinery	17,495,078.14	41,929,707.23	380,327.79	59,805,113.15
Office of the Chief of Staff	-	135,307.83	-	135,307.83
Ghana Investment Promotion Centre	17,495,078.14	20,157,372.64	380,327.79	38,032,778.56
National Identification Authority	-	21,637,026.76	-	21,637,026.76
Office of the Head of Civil Service	-	2,708,583.75	896,534.59	3,605,118.33
Office of the Head of Civil Service	-	2,583,976.85	861,325.62	3,445,302.46
Public Records & Archives Admin. Dept.	-	18,979.99	-	18,979.99
Management Services Department	-	105,626.91	35,208.97	140,835.88
Ministry of Foreign Affairs & Regional Integration	-	25,487,172.22	10,663,121.20	36,150,293.41
Foreign Affairs and Regional Integration (Finance Bureau)	-	113,156.99	-	113,156.99
Passport Office	-	9,379,333.43	-	9,379,333.43
Missions	-	15,994,681.80	10,663,121.20	26,657,803.00
Ministry of Finance	23,678,831.84	51,749,701.39	14,054,061.04	89,482,594.26
General Administration and Finance	-	27,445,223.57	6,861,305.89	34,306,529.46
Controller and Accountant General's Department (CAGD)	-	10,745,465.88	3,581,821.96	14,327,287.84
Institute of Accountancy Training	-	146,300.00	-	146,300.00
Securities and Exchange Commission	23,360,418.94	13,065,997.03	3,167,514.43	39,593,930.40
Public Procurement Authority	318,412.90	346,714.91	443,418.76	1,108,546.56
Ministry of Information	-	25,013,956.62	-	25,013,956.62
Ghana Broadcasting Corporation	-	25,013,956.62	-	25,013,956.62
ECONOMIC SECTOR	189,809,288.10	424,701,513.38	176,053,669.21	790,564,470.69
Ministry of Food and Agriculture	-	3,976,632.00	2,193,783.00	6,170,415.00
Grains and Legumes Development Board	-	157,740.00	39,435.00	197,175.00
Plant Protection & Regulatory Service	-	2,998,842.00	1,999,228.00	4,998,070.00
Veterinary Services Department	-	620,480.00	155,120.00	775,600.00
Human Resource Dev. & Management Directorate	-	199,570.00	-	199,570.00
Min. of Fisheries & Aquaculture Development	1,026,460.80	46,827,612.60	20,081,196.60	67,935,270.00
Fisheries Commission	-	46,057,767.00	19,739,043.00	65,796,810.00
National Premix Fuel Secretariat	1,026,460.80	769,845.60	342,153.60	2,138,460.00
Ministry of Lands and Natural Resources	97,062,222.00	123,993,214.00	42,716,064.00	263,771,500.00
Forestry Commission	-	63,123,844.00	18,867,156.00	81,991,000.00
Corporate Head Office	-	11,281,039.00	4,834,731.00	16,115,770.00
Forestry Services Division	-	24,006,836.00	10,288,644.00	34,295,480.00
Wild Life Division	-	4,686,448.00	1,171,612.00	5,858,060.00
Timber Industry Development Division	-	23,149,521.00	2,572,169.00	25,721,690.00
Lands Commission	-	58,087,185.00	31,277,715.00	89,364,900.00
Minerals Commission	97,062,222.00	48,531,111.00	16,177,037.00	161,770,370.00
Ghana Geological Survey Authority	-	345,400.00	-	345,400.00
Office of the Administrator of Stool Lands	-	9,434,712.00	6,289,808.00	15,724,520.00
Ghana School of Survey and Mapping	-	1,358,147.00	582,063.00	1,940,210.00
Ghana Integrated Alliumium Dev. Cooperation	-	1,200,000.00	800,000.00	2,000,000.00
Ministry of Trade and Industry	10,375,667.28	93,203,341.50	57,407,617.25	160,986,626.03
Export Promotion Authority	-	116,290.00	-	116,290.00
Ghana Free Zones Board	10,375,667.28	21,615,973.50	11,240,306.22	43,231,947.00
Ghana Standards Authority	-	65,254,765.94	43,503,177.29	108,757,943.23
Ministry of Trade and Industry(HQ)	-	5,788,290.06	2,480,695.74	8,268,985.80
Ghana Enterprises Agency (National Board For Small Scale Ind(NBSSI))	-	428,022.00	183,438.00	611,460.00
Min. of Tourism, Culture and Creative Arts	1,404,898.57	8,497,871.31	3,196,954.66	13,099,724.54
Ghana Tourism Authority	1,404,898.57	4,214,695.72	1,404,898.57	7,024,492.86
Hotel, Catering & Tourism Training Institute(HOTCATT)	-	136,836.90	-	136,836.90
National Commission on Culture	-	283,891.61	152,864.71	436,756.32
National Theatre	-	2,320,121.76	580,030.44	2,900,152.20
Abibigroma Theatre Company	-	30,492.00	7,623.00	38,115.00
Ghana Dance Ensemble	-	185,436.77	46,359.19	231,795.96
Ghana Museums & Monuments Board	-	642,115.78	784,808.18	1,426,923.96
Kwame Nkrumah Memorial Park	-	393,416.10	168,606.90	562,023.00
W.E.B. Du Bois Memorial Centre	-	149,871.74	37,467.94	187,339.68
Folklore Board	-	83,810.00	-	83,810.00
National Symphony Orchestra	-	57,182.93	14,295.73	71,478.66
Min. of Env., Science, Tech.& Innovation	59,931,074.71	104,337,034.66	39,683,995.75	203,952,105.12
Environmental Protection Agency	56,561,792.00	59,389,881.60	25,452,806.40	141,404,480.00
Biotech. and Nuclear Agric. Res. Institute	-	493,013.87	179,916.13	672,930.00
Radiation Protection Institute	217,660.80	1,686,871.20	816,228.00	2,720,760.00
National Nuclear Research Institute	275,917.60	2,365,008.00	1,300,754.40	3,941,680.00
Council for Scientific and Industrial Research	1,689,876.31	21,968,391.99	4,506,336.82	28,164,605.12
Ghana Atomic Energy Commission	1,185,828.00	10,672,452.00	5,082,120.00	16,940,400.00
National Nuclear Regulatory Authority	-	5,490,728.00	1,372,682.00	6,863,410.00
School of Nuclear and Allied Sciences	-	2,201,010.00	943,290.00	3,144,300.00
Ghana Space Science and Technology Institute	-	46,998.00	20,142.00	67,140.00
Radiological and Medical Sciences Research Institute	-	22,680.00	9,720.00	32,400.00
Ministry of Energy	20,008,964.74	43,865,807.32	10,774,057.94	74,648,830.00
Energy Commission	20,008,964.74	43,865,807.32	10,774,057.94	74,648,830.00



APPENDIX 11D: 2022 INTERNALLY GENERATED FUNDS RETENTION (EXPENDITURE) BREAKDOWN BY MDA (GH¢)

SECTOR/ MINISTRY/ DEPARTMENT / AGENCY	EMPLOYEE COMPENSATION	GOODS AND SERVICES	CAPEX	TOTAL
INFRASTRUCTURE	75,658,934.95	131,939,751.92	77,033,682.26	284,632,369.12
Ministry of Water Resources and Sanitation	16,170,000.00	21,609,140.00	10,911,057.14	48,690,197.14
Water Resources Commission	-	1,743,140.00	747,057.14	2,490,197.14
Community Water and Sanitation Agency	16,170,000.00	19,866,000.00	10,164,000.00	46,200,000.00
Ministry of Works and Housing	-	464,599.52	132,276.11	596,875.63
Department of Rural Housing	-	82,242.34	-	82,242.34
Public Servants Housing Loans Scheme Board	-	73,712.93	-	73,712.93
Public Works Department	-	308,644.25	132,276.11	440,920.36
Architect Registration Council	-	-	-	-
Ministry of Railway Development	-	1,979,000.04	390,000.00	2,369,000.04
Ghana Railway Development Authority	-	1,979,000.04	390,000.00	2,369,000.04
Ministry of Roads and Highways	-	13,469,896.12	13,015,285.47	26,485,181.59
Department of Feeder Roads	-	386,006.60	165,431.40	551,438.00
Department of Urban Roads	-	234,035.46	-	234,035.46
Ghana Highway Authority	-	12,849,854.07	12,849,854.07	25,699,708.13
Ministry of Communications and Digitalisation	1,380,581.67	24,543,190.72	42,339,087.02	68,262,859.41
Data Protection Commission	1,380,581.67	1,415,981.20	743,390.13	3,539,953.00
Ghana Meteorological Agency	-	16,895,475.00	39,422,775.00	56,318,250.00
Ghana-India Kofi Annan Centre of Excellence	-	2,400,897.14	1,028,955.92	3,429,853.06
National Information Technology Agency (NITA)	-	2,669,253.94	1,143,965.97	3,813,219.91
Postal and Courier Services Regulatory Commission	-	1,161,583.43	-	1,161,583.43
Ministry of Transport	58,108,353.28	69,873,925.52	10,245,976.52	138,228,255.32
Driver and Vehicle Licensing Authority	58,108,353.28	48,086,426.87	4,839,999.86	111,034,780.00
Government Technical Training Centre	-	163,592.00	-	163,592.00
National Road Safety Authority	-	21,623,906.65	5,405,976.66	27,029,883.32
SOCIAL SECTOR	501,413,312.99	3,752,099,670.08	1,011,370,168.15	5,264,883,151.22
Ministry of Education	141,097,846.53	1,599,691,402.94	657,158,921.29	2,397,948,170.76
GES and Others	-	32,542,610.00	12,194,680.00	44,737,290.00
Ghana Education Service	-	5,128,990.00	-	5,128,990.00
Ghana Library Authority	-	1,670,430.00	-	1,670,430.00
Centre for National Distance Learning and Open Schooling	-	3,960.00	-	3,960.00
Council for Technical and Vocational Education Training	-	3,437,136.00	859,284.00	4,296,420.00
National Service Secretariat	-	12,843,906.00	8,562,604.00	21,406,510.00
Ghana Book Devt. Council	-	384,780.00	-	384,780.00
National Inspectorate Board	-	1,428,408.00	2,772,792.00	4,201,200.00
West African Examination Council (National)	-	7,645,000.00	-	7,645,000.00
Universities	73,703,679.73	1,094,635,486.73	490,858,645.61	1,659,197,812.08
University of Ghana	38,629,321.65	218,719,666.09	78,279,002.26	335,627,990.00
University of Education, Winneba	12,203,283.70	121,606,606.83	98,158,322.80	231,968,213.33
Kwame Nkrumah University of Science and Technology	12,738,654.77	276,004,186.70	135,878,984.21	424,621,825.68
University of Cape Coast	4,913,489.05	167,058,627.69	73,702,335.74	245,674,452.48
University of Mines and Technology	-	13,375,325.07	5,732,282.18	19,107,607.25
University of Energy and Natural Resources	1,526,323.26	8,415,350.67	7,716,517.98	17,658,191.91
University for Development Studies	2,702,380.12	55,601,296.85	2,414,690.52	60,718,367.49
University of Health and Allied Sciences	291,620.90	13,122,940.31	15,747,528.38	29,162,089.58
University of Professional Studies	407,352.68	7,950,455.85	36,117,177.22	44,474,985.76
C. K. Tedam University of Tech. and Applied Sciences	76,560.00	3,934,357.37	4,010,917.37	8,021,834.74
S. D. Dombo University of Bus. and Int. Devt. Studies	214,693.60	184,218,079.06	8,432,772.66	192,865,545.31
University of Environment and Sustainable Devt.	-	5,074,380.65	-	5,074,380.65
Ghana Communication Technology University	-	19,554,213.60	24,668,114.28	44,222,327.88
Technical Universities	17,134,628.85	139,177,132.20	47,037,720.21	203,349,481.26
Accra Technical University	2,641,957.79	26,797,000.46	8,303,295.92	37,742,254.16
Kumasi Technical University	-	20,796,038.76	7,691,685.57	28,487,724.33
Tamale Technical University	401,688.98	8,033,779.59	4,954,164.08	13,389,632.66
Koforidua Technical University	5,053,859.76	18,193,895.13	10,444,643.49	33,692,398.38
Ho Technical University	-	12,166,406.54	3,041,601.63	15,208,008.17
Bolgatanga Technical University	-	2,940,996.06	666,000.00	3,606,996.06
Cape Coast Technical University	-	9,885,182.89	1,469,470.06	11,354,652.96
Sunyani Technical University	2,050,395.72	12,302,374.30	4,287,191.05	18,639,961.07
Takoradi Technical University	6,986,726.60	25,384,294.02	5,779,632.35	38,150,652.96
Wa Technical University	-	2,677,164.45	400,036.06	3,077,200.51
Colleges of Education	21,948,391.15	198,957,641.69	26,612,995.83	247,519,028.66
Other Teaching Institutions	28,311,146.80	134,378,532.32	80,454,879.64	243,144,558.76
National Film and Television Institute (NAFTI)	-	5,576,693.91	1,665,765.72	7,242,459.63
Ghana Institute of Languages	1,390,427.81	6,952,139.07	926,951.88	9,269,518.76
Ghana Institute of Journalism	-	14,911,490.00	-	14,911,490.00
National Accreditation Board	-	8,289,230.00	-	8,289,230.00
National Board for Technical Examinations	-	11,283,140.00	-	11,283,140.00
National Teaching Council	-	36,503,720.00	-	36,503,720.00



APPENDIX 11D: 2022 INTERNALLY GENERATED FUNDS RETENTION (EXPENDITURE) BREAKDOWN BY MDA (GH¢)

SECTOR/ MINISTRY/ DEPARTMENT / AGENCY	EMPLOYEE COMPENSATION	GOODS AND SERVICES	CAPEX	TOTAL
Ministry of Employment and Labour Relations	26,920,718.99	56,438,813.25	79,527,927.76	162,887,460.00
Management Dev.& Productivity Institute (MDPI)	-	7,013,859.00	63,124,731.00	70,138,590.00
National Vocational Training Institute (NVTI)	-	25,473,272.15	4,245,547.85	29,718,820.00
Opportunities Industrialization Centre(OIC)	-	787,342.50	262,447.50	1,049,790.00
National Pension Regulatory Authority	26,920,718.99	23,164,339.60	11,895,201.41	61,980,260.00
Ministry of Youth and Sports	-	451,768.00	-	451,768.00
National Sports Authority	-	418,768.00	-	418,768.00
National Youth Authority	-	33,000.00	-	33,000.00
Ministry of Health	330,825,208.86	2,084,686,068.45	274,683,319.09	2,690,194,596.40
Ghana Health Service(Health Facilities)	144,223,732.02	788,423,068.34	28,844,746.40	961,491,546.76
Teaching Hospitals:	84,643,655.82	258,935,465.57	31,141,065.67	374,720,187.06
Korlebu Teaching Hospital	30,018,500.87	109,567,528.16	10,506,475.30	150,092,504.33
a.Ghana Radiotherapy	3,543,727.93	7,205,580.13	1,063,118.38	11,812,426.44
b.National Cardiothoracic Centre	5,003,798.29	15,228,951.32	1,522,895.13	21,755,644.74
c.National Blood Bank	950,928.52	5,135,014.01	253,580.94	6,339,523.47
Komfo Anokye Teaching Hospital	13,054,864.29	72,712,776.50	8,152,246.19	93,919,886.98
Cape Coast Teaching Hospital	3,180,551.85	25,126,359.65	3,498,607.04	31,805,518.54
Ho Teaching Hospital	3,165,197.43	16,608,945.33	2,468,987.45	22,243,130.21
Tamale Teaching Hospital	25,726,086.64	7,350,310.47	3,675,155.23	36,751,552.34
Regulatory Agencies:	37,674,635.31	75,865,527.62	27,180,853.97	140,721,016.90
Food and Drugs Authority	27,969,040.65	21,753,698.29	12,430,684.74	62,153,423.68
Medical and Dental Council	784,712.54	8,407,634.40	2,017,832.26	11,210,179.20
Pharmacy Council	1,811,173.70	7,848,419.35	2,414,898.26	9,840,261.00
Ghana College of Pharmacists	456,504.61	1,275,670.17	385,585.23	2,117,760.00
Nursing and Midwifery Council of Ghana(NMwCG)	4,500,422.63	31,502,958.43	9,000,845.27	45,004,226.33
Traditional Medicine Practice Council	178,674.29	1,043,097.72	163,299.99	1,385,072.00
Ghana Psychology Council	-	1,292,234.15	-	1,292,234.15
Health Facilities Regulatory Agency	1,974,106.89	2,741,815.12	767,708.23	5,483,630.24
Subvented Agencies:	3,581,365.57	179,163,540.83	7,859,305.19	190,604,211.59
National Health Insurance Authority (NHIA)	-	142,780,000.00	-	142,780,000.00
Centre for Scientific Research into Plant Medicine	1,825,099.55	13,980,262.57	2,372,629.42	18,177,991.54
Ghana College of Physicians and Surgeons	481,073.52	12,828,627.20	2,726,083.28	16,035,784.00
Allied Health Professional Council	334,931.26	5,358,900.10	1,004,793.77	6,698,625.12
Ghana Institute of Clinical Genetics	350,263.00	350,263.00	50,604.00	751,130.00
College of Nurses and Midwives	568,398.24	3,410,389.46	1,705,194.73	5,683,982.43
St John Ambulance	21,600.00	257,698.50	-	279,298.50
Ghana Red Cross Society	-	197,400.00	-	197,400.00
Psychiatric Hospitals:	1,229,922.91	11,934,258.79	2,939,563.39	16,103,745.08
Pantang Hospital	949,769.50	5,698,617.00	2,849,308.50	9,497,695.00
Accra Psychiatric Hospital	280,153.41	2,644,084.79	90,254.89	3,014,493.08
Ankaful Hospital	-	3,591,557.00	-	3,591,557.00
Others	59,471,897.23	770,364,207.30	176,717,784.48	1,006,553,889.01
Health Training Institutions	23,473,852.09	186,604,940.31	75,525,144.46	285,603,936.86
Christian Health Associations of Ghana (CHAG)	30,307,935.26	574,506,592.10	97,513,232.18	702,327,759.54
Ahmadiyya Muslim Health Service Ghana	5,690,109.88	9,252,674.90	3,679,407.84	18,622,192.61
Min. of Gender, Children and Social Protection	2,569,538.61	10,831,617.45	-	13,401,156.06
Efua Sutherland Children's Park	-	20,955.06	-	20,955.06
School of Social Work	2,569,538.61	10,278,154.43	-	12,847,693.03
Central Adoption Authority	-	532,507.96	-	532,507.96
PUBLIC SAFETY SECTOR	11,768,329.80	83,593,287.20	26,270,434.93	121,632,051.93
Min. of Justice and Attorney General's Dept.	5,315,912.35	21,625,415.80	7,701,741.99	34,643,070.14
Council for Law Reporting	-	359,700.00	-	359,700.00
General Legal Council(Ghana School of Law)	5,315,912.35	6,815,272.25	1,499,359.89	13,630,544.49
Legal Aid Commission	-	95,000.00	-	95,000.00
Office of the Copyright Administrator	-	210,206.40	140,137.60	350,343.99
Registrar General's Department	-	14,145,237.16	6,062,244.50	20,207,481.65
Ministry of Defence	-	26,593,979.69	-	26,593,979.69
37 Military Hospital	-	26,593,979.69	-	26,593,979.69
Judicial Service	1,823,962.79	13,375,727.15	5,066,563.31	20,266,253.26
Judicial Service	1,823,962.79	13,375,727.15	5,066,563.31	20,266,253.26
Ministry of Interior	4,628,454.66	21,998,164.56	13,502,129.63	40,128,748.84
Gaming Commission	4,628,454.66	2,082,804.60	4,859,877.39	11,571,136.64
Ghana Immigration Service	-	12,858,973.06	8,572,648.71	21,431,621.77
Ghana Prisons Service	-	190,406.92	-	190,406.92
Narcotics Control Board	-	278,414.13	69,603.53	348,017.67
Police Hospital	-	6,587,565.85	-	6,587,565.85
GRAND TOTAL	819,823,775.81	4,539,223,343.78	1,316,721,999.15	6,675,769,118.74



APPENDIX 11E: 2023 INTERNALLY GENERATED FUNDS RETENTION (EXPENDITURE) BREAKDOWN BY MDA (GH¢)

SECTOR/ MINISTRY/ DEPARTMENT /AGENCY	EMPLOYEE	GOODS AND	CAPEX	TOTAL
	COMPENSATION	SERVICES		
ADMINISTRATION SECTOR	44,292,565.92	184,307,996.97	28,417,777.04	257,018,339.93
Office of Government Machinery	18,255,839.28	69,328,137.79	396,866.07	87,980,843.14
Office of the Chief of Staff	-	143,984.85	-	143,984.85
Ghana Investment Promotion Centre	18,255,839.28	21,033,901.78	396,866.07	39,686,607.14
National Identification Authority	-	48,150,251.15	-	48,150,251.15
Office of the Head of Civil Service	-	3,093,981.26	1,024,456.59	4,118,437.85
Office of the Head of Civil Service	-	2,937,450.04	979,150.01	3,916,600.05
Public Records & Archives Administration Department	-	20,611.47	-	20,611.47
Management Services Department	-	135,919.75	45,306.58	181,226.33
Ministry of Foreign Affairs & Regional Integration	-	28,032,086.33	11,692,521.97	39,724,608.30
Foreign Affairs and Regional Integration (Finance Bureau)	-	143,275.07	-	143,275.07
Passport Office	-	10,350,028.30	-	10,350,028.30
Missions	-	17,538,782.96	11,692,521.97	29,231,304.93
Ministry of Finance	26,036,726.64	57,589,136.59	15,303,932.40	98,929,795.63
General Administration and Finance	-	30,189,745.93	7,547,436.48	37,737,182.41
Controller and Accountant General's Department (CAGD)	-	12,678,276.94	4,226,092.31	16,904,369.25
Institute of Accountancy Training	-	158,198.83	-	158,198.83
Securities and Exchange Commission	25,251,875.75	14,123,930.50	3,423,983.15	42,799,789.40
Public Procurement Authority	784,850.89	438,984.39	106,420.46	1,330,255.74
Ministry of Information	-	26,264,655.00	-	26,264,655.00
Ghana Broadcasting Corporation	-	26,264,655.00	-	26,264,655.00
ECONOMIC SECTOR	203,022,971.22	576,009,270.41	260,333,325.46	1,039,365,567.09
Ministry of Food and Agriculture	-	4,381,592.06	2,404,778.02	6,786,370.08
Grains and Legumes Development Board	-	178,886.40	44,721.60	223,608.00
Plant Protection & Regulatory Service	-	3,296,329.20	2,197,552.80	5,493,882.00
Veterinary Services Department	-	650,014.46	162,503.62	812,518.08
Human Resource Dev. & Management Directorate	-	256,362.00	-	256,362.00
Min. of Fisheries & Aquaculture Devevelopment	1,180,130.69	50,033,135.27	21,456,821.43	72,670,087.39
Fisheries Commission	-	49,148,037.25	21,063,444.53	70,211,481.78
National Premix Fuel Secretariat	1,180,130.69	885,098.02	393,376.90	2,458,605.61
Ministry of Lands and Natural Resources	102,216,126.00	215,925,394.78	93,397,416.29	411,538,937.07
Forestry Commission	-	63,592,036.13	18,786,440.71	82,378,476.84
Corporate Head Office	-	9,732,652.31	4,171,136.71	13,903,789.02
Forestry Services Division	-	24,727,037.87	10,597,301.95	35,324,339.82
Wild Life Division	-	5,623,738.03	1,405,934.51	7,029,672.54
Timber Industry Development Division	-	23,508,607.91	2,612,067.55	26,120,675.46
Lands Commission	-	71,701,779.65	38,608,650.58	110,310,430.23
Minerals Commission	102,216,126.00	51,108,063.00	17,036,021.00	170,360,210.00
Ghana Geological Survey Authority	-	456,930.00	-	456,930.00
Office of the Administrator of Stool Lands	-	12,338,622.00	8,225,748.00	20,564,370.00
Ghana School of Survey and Mapping	-	1,727,964.00	740,556.00	2,468,520.00
Ghana Integrated Alliumium Dev. Cooperation	-	15,000,000.00	10,000,000.00	25,000,000.00
Ministry of Trade and Industry	10,634,906.30	132,200,487.85	83,238,698.35	226,074,092.50
Export Promotion Authority	-	160,480.00	-	160,480.00
Ghana Free Zones Board	10,634,906.30	22,156,054.80	11,521,148.50	44,312,109.60
Ghana Standards Authority	-	103,422,593.88	68,948,395.92	172,370,989.80
Ministry of Trade and Industry(HQ)	-	6,001,997.19	2,572,284.51	8,574,281.70
Ghana Enterprises Agency (National Board For Small Scale Ind(NBSSI))	-	459,361.98	196,869.42	656,231.40
Min. of Tourism, Culture and Creative Arts	1,928,568.44	10,366,228.36	3,913,502.66	16,208,299.46
Ghana Tourism Authority	1,928,568.44	5,785,705.33	1,928,568.44	9,642,842.21
Hotel, Catering & Tourism Training Institute(HOTCATT)	-	-	-	-
National Commission on Culture	-	324,617.22	174,793.89	499,411.11
National Theatre	-	2,668,139.76	667,034.94	3,335,174.70
Abibigroma Theatre Company	-	33,596.64	8,399.16	41,995.80
Ghana Dance Ensemble	-	211,027.34	52,756.84	263,784.18
Ghana Museums & Monuments Board	-	683,475.11	835,358.47	1,518,833.58
Kwame Nkrumah Memorial Park	-	457,375.38	196,018.02	653,393.40
W.E.B. Du Bois Memorial Centre	-	146,643.02	36,660.76	183,303.78
Folklore Board	-	-	-	-
National Symphony Orchestra	-	55,648.56	13,912.14	69,560.70
Min. of Env., Science, Tech.& Innovation	65,844,611.94	116,584,671.04	44,496,693.71	226,925,976.69
Environmental Protection Agency	62,008,812.00	65,109,252.60	27,903,965.40	155,022,030.00
Biotech. and Nuclear Agric. Res. Institute	-	518,910.00	222,390.00	741,300.00
Radiation Protection Institute	298,028.80	2,309,723.20	1,117,608.00	3,725,360.00
National Nuclear Research Institute	344,334.20	2,951,436.00	1,623,289.80	4,919,060.00
Council for Scientific and Industrial Research	1,858,299.64	24,157,895.34	4,955,465.71	30,971,660.69
Ghana Atomic Energy Commission	1,335,137.30	12,016,235.70	5,722,017.00	19,073,390.00
National Nuclear Regulatory Authority	-	6,319,960.00	1,579,990.00	7,899,950.00
School of Nuclear and Allied Sciences	-	3,118,214.40	1,336,377.60	4,454,592.00
Ghana Space Science and Technology Institute	-	58,473.80	25,060.20	83,534.00
Radiological and Medical Sciences Reaearch Institute	-	24,570.00	10,530.00	35,100.00
Ministry of Energy	21,218,627.85	46,517,761.05	11,425,415.00	79,161,803.90
Energy Commission	21,218,627.85	46,517,761.05	11,425,415.00	79,161,803.90



APPENDIX 11E: 2023 INTERNALLY GENERATED FUNDS RETENTION (EXPENDITURE) BREAKDOWN BY MDA (GH¢)

SECTOR/ MINISTRY/ DEPARTMENT /AGENCY	EMPLOYEE	GOODS AND		TOTAL
	COMPENSATION	SERVICES	CAPEX	
INFRASTRUCTURE	77,335,954.95	130,775,910.72	61,495,973.79	269,607,839.46
Ministry of Water Resources and Sanitation	17,787,000.00	23,775,515.07	12,004,506.46	53,567,021.53
Water Resources Commission	-	1,922,915.07	824,106.46	2,747,021.53
Community Water and Sanitation Agency	17,787,000.00	21,852,600.00	11,180,400.00	50,820,000.00
Ministry of Works and Housing	-	489,919.75	138,941.59	628,861.34
Department of Rural Housing	-	84,547.12	-	84,547.12
Public Servants Housing Loans Scheme Board	-	81,175.58	-	81,175.58
Public Works Department	-	324,197.05	138,941.59	463,138.64
Architect Registration Council	-	-	-	-
Ministry of Railway Development	-	2,542,848.18	484,352.04	3,027,200.22
Ghana Railway Development Authority	-	2,542,848.18	484,352.04	3,027,200.22
Ministry of Roads and Highways	-	14,551,632.35	14,033,895.38	28,585,527.73
Department of Feeder Roads	-	458,632.65	196,556.85	655,189.50
Department of Urban Roads	-	255,661.17	-	255,661.17
Ghana Highway Authority	-	13,837,338.53	13,837,338.53	27,674,677.06
Ministry of Communications and Digitalisation	1,440,599.94	17,303,495.74	24,032,748.39	42,776,844.07
Data Protection Commission	1,440,599.94	1,477,538.40	775,707.66	3,693,846.00
Ghana Meteorological Agency	-	8,926,197.81	20,827,794.89	29,753,992.70
Ghana-India Kofi Annan Centre of Excellence	-	2,864,649.20	1,227,706.80	4,092,356.00
National Information Technology Agency (NITA)	-	2,803,591.09	1,201,539.04	4,005,130.13
Postal and Courier Services Regulatory Commission	-	1,231,519.24	-	1,231,519.24
Ministry of Transport	58,108,355.01	72,112,499.63	10,801,529.93	141,022,384.57
Driver and Vehicle Licensing Authority	58,108,355.01	48,086,428.31	4,840,000.00	111,034,783.32
Government Technical Training Centre	-	179,951.60	-	179,951.60
National Road Safety Authority	-	23,846,119.72	5,961,529.93	29,807,649.65
SOCIAL SECTOR	540,112,556.09	4,184,932,733.94	996,439,590.61	5,721,484,880.63
Ministry of Education	129,086,484.51	1,702,790,707.42	619,061,275.03	2,450,938,466.95
GES and Others	-	33,896,818.31	15,328,711.18	49,225,529.49
Ghana Education Service	-	5,641,888.18	-	5,641,888.18
Ghana Library Authority	-	1,837,473.77	-	1,837,473.77
Centre for National Distance Learning and Open Schooling	-	4,764.61	-	4,764.61
Council for Technical and Vocational Education Training	-	4,491,960.00	1,122,990.00	5,614,950.00
National Service Secretariat	-	21,308,581.76	14,205,721.18	35,514,302.94
Ghana Book Devt. Council	-	612,150.00	-	612,150.00
National Inspectorate Board	-	-	-	-
West african Examination Council	-	-	-	-
Universities	82,015,685.86	1,201,241,144.57	519,102,522.10	1,802,359,352.53
University of Ghana	43,762,533.49	245,743,457.29	47,128,882.22	336,634,873.00
University of Education, Winneba	13,423,612.07	133,767,267.51	107,974,155.08	255,165,034.67
Kwame Nkrumah University of Science and Technology	13,485,674.68	292,189,618.06	143,847,196.59	449,522,489.33
University of Cape Coast	5,319,143.88	180,850,892.02	79,787,158.24	265,957,194.14
University of Mines and Technology	-	14,166,701.54	6,071,443.52	20,238,145.06
University of Energy and Natural Resources	1,663,829.86	9,173,490.37	8,411,699.78	19,249,020.01
University for Development Studies	2,972,618.13	61,161,426.54	2,656,159.57	66,790,204.24
University of Health and Allied Sciences	326,063.05	14,672,837.08	17,607,404.50	32,606,304.63
University of Professional Studies	741,831.74	14,478,609.73	65,773,148.53	80,993,590.00
C. K. Tedam University of Tech. and Applied Sciences	84,216.00	4,327,793.11	4,412,009.11	8,824,018.22
S. D. Dombo University of Bus. and Int. Devt. Studies	236,162.96	202,639,886.96	9,276,049.92	212,152,099.84
University of Environment and Sustainable Devt.	-	5,581,818.72	-	5,581,818.72
Ghana Technology University College	-	22,487,345.64	26,157,215.03	48,644,560.67
Technical Universities	18,106,521.41	148,281,672.67	50,477,471.59	216,865,665.67
Accra Technical University	2,638,790.83	26,764,878.39	8,293,342.60	37,697,011.82
Kumasi Technical University	-	22,464,463.58	8,308,774.20	30,773,237.78
Tamale Technical University	457,499.95	9,149,998.93	5,642,499.34	15,249,998.22
Koforidua Technical University	5,452,839.46	19,630,222.05	11,269,201.55	36,352,263.06
Ho Technical University	-	13,369,913.36	3,342,478.34	16,712,391.70
Bolgatanga Technical University	-	3,205,950.66	726,000.00	3,931,950.66
Cape Coast Technical University	-	10,665,301.25	1,726,298.81	12,391,600.06
Sunyani Technical University	2,221,328.24	13,327,969.42	4,644,595.40	20,193,893.06
Takoradi Technical University	7,336,062.93	26,653,508.71	6,068,613.97	40,058,185.61
Wa Technical University	-	3,049,466.32	455,667.38	3,505,133.70
Other Teaching Institutions	28,964,277.23	319,371,071.87	34,152,570.16	382,487,919.26
Colleges of Education	27,192,080.41	246,490,603.98	32,971,105.61	306,653,790.00
National Accreditation Board	-	8,703,686.25	-	8,703,686.25
Ghana Institute of Languages	1,772,196.82	8,860,984.10	1,181,464.55	11,814,645.47
Ghana Institute of Journalism	-	16,402,640.00	-	16,402,640.00
National Board for Technical Examinations	-	12,411,457.54	-	12,411,457.54
National Teaching Council	-	26,501,700.00	-	26,501,700.00



APPENDIX 11E: 2023 INTERNALLY GENERATED FUNDS RETENTION (EXPENDITURE) BREAKDOWN BY MDA (GH¢)

SECTOR/ MINISTRY/ DEPARTMENT /AGENCY	EMPLOYEE	GOODS AND		TOTAL
	COMPENSATION	SERVICES	CAPEX	
Ministry of Employment and Labour Relations	30,291,997.17	60,812,277.38	68,443,706.70	159,547,981.25
Management Dev.& Productivity Institute (MDPI)	-	5,736,630.64	51,629,675.72	57,366,306.36
National Vocational Training Institute (NVTI)	-	28,084,282.20	3,120,475.80	31,204,758.00
Opportunities Industrialization Centre(OIC)	-	926,157.67	308,719.22	1,234,876.89
National Pension Regulatory Authority	30,291,997.17	26,065,206.87	13,384,835.96	69,742,040.00
Ministry of Youth and Sports	-	506,720.00	-	506,720.00
National Sports Authority	-	462,500.00	-	462,500.00
National Youth Authority	-	44,220.00	-	44,220.00
Ministry of Health	377,071,733.17	2,405,596,153.40	308,934,608.88	3,091,602,495.45
Ghana Health Service(Health Facilities)	165,857,291.82	906,686,528.59	33,171,458.36	1,105,715,278.78
Teaching Hospitals:	95,063,803.86	284,674,287.28	34,623,351.68	414,361,442.83
Korlebu Teaching Hospital	31,517,308.86	115,038,177.34	11,031,058.10	157,586,544.30
a.Ghana Radiotherapy	3,986,476.38	8,105,835.31	1,195,942.91	13,288,254.61
b.National Cardiothoracic Centre	5,377,808.78	16,367,244.11	1,636,724.41	23,381,777.30
c.National Blood Bank	1,073,915.65	5,799,144.53	286,377.51	7,159,437.69
Komfo Anokye Teaching Hospital	15,191,181.96	84,611,604.86	9,486,292.05	109,289,078.87
Cape Coast Teaching Hospital	3,377,766.61	26,684,356.22	3,715,543.27	33,777,666.10
Ho Teaching Hospital	3,668,041.65	19,247,552.35	2,861,227.15	25,776,821.15
Tamale Teaching Hospital	30,871,303.97	8,820,372.56	4,410,186.28	44,101,862.81
Regulatory Agencies:	44,198,532.40	86,999,353.79	31,239,136.21	162,437,022.40
Food and Drugs Authority	33,200,379.83	25,822,517.65	14,755,724.37	73,778,621.85
Medical and Dental Council	831,459.97	8,908,499.66	2,138,039.92	11,877,999.54
Pharmacy Council	2,077,728.21	9,003,488.89	2,770,304.28	13,851,521.38
Ghana College of Pharmacists	502,155.07	1,403,237.18	424,143.75	2,329,536.00
Nursing and Midwifery Council of Ghana(NMwCG)	5,028,070.65	35,196,494.56	10,056,141.30	50,280,706.52
Traditional Medicine Practice Council	189,914.83	1,108,719.84	173,573.32	1,472,208.00
Ghana Psychology Council	-	2,266,362.90	-	2,266,362.90
Health Facilities Regulatory Agency	2,368,823.84	3,290,033.11	921,209.27	6,580,066.22
Subvented Agencies:	4,262,928.23	199,774,436.47	9,343,370.53	213,380,735.22
National Health Insurance Authority (NHIA)	-	157,058,000.00	-	157,058,000.00
Centre for Scientific Research into Plant Medicine	2,009,419.15	15,392,150.72	2,612,244.90	20,013,814.77
Ghana College of Physicians and Surgeons	570,096.74	15,202,579.67	3,230,548.18	19,003,224.59
Allied Health Professional Council	446,142.85	7,138,285.59	1,338,428.55	8,922,856.99
Ghana Institute of Clinical Genetics	503,856.43	244,413.81	33,909.76	782,180.00
College of Nurses and Midwives	709,413.05	4,256,478.28	2,128,239.14	7,094,130.47
St John Ambulance	24,000.00	283,228.40	-	307,228.40
Ghana Red Cross Society	-	199,300.00	-	199,300.00
Psychiatric Hospitals:	1,634,549.64	14,748,260.00	4,122,931.85	20,505,741.49
Pantang Hospital	1,340,946.26	8,045,677.53	4,022,838.77	13,409,462.56
Accra Psychiatric Hospital	293,603.38	2,771,025.47	100,093.08	3,164,721.93
Ankaful Hospital	-	3,931,557.00	-	3,931,557.00
Others	66,054,627.21	912,713,287.27	196,434,360.25	1,175,202,274.73
Health Training Institutions	25,637,149.35	203,802,030.66	82,485,371.40	311,924,551.42
Christian Health Associations of Ghana (CHAG)	34,158,357.00	698,733,314.22	109,901,640.23	842,793,311.44
Ahmadiyya Muslim Health Service Ghana	6,259,120.86	10,177,942.39	4,047,348.62	20,484,411.87
Min. of Gender, Children and Social Protection	3,662,341.24	15,226,875.74	-	18,889,216.99
Efua Sutherland Children's Park	-	22,002.82	-	22,002.82
School of Social Work	3,662,341.24	14,649,364.97	-	18,311,706.21
Central Adoption Authority	-	555,507.96	-	555,507.96
PUBLIC SAFETY SECTOR	10,661,543.76	95,207,285.84	22,464,874.84	128,333,704.45
Min. of Justice and Attorney General's Dept.	5,801,937.03	23,007,302.73	8,153,149.10	36,962,388.86
Council for Law Reporting	-	389,400.00	-	389,400.00
General Legal Council(Ghana School of Law)	5,801,937.03	7,438,380.81	1,636,443.78	14,876,761.61
Legal Aid Commission	-	100,000.00	-	100,000.00
Office of the Copyright Administrator	-	227,022.91	151,348.61	378,371.51
Registrar General's Department	-	14,852,499.01	6,365,356.72	21,217,855.74
Ministry of Defence	-	27,191,699.79	-	27,191,699.79
37 Military Hospital	-	27,191,699.79	-	27,191,699.79
Judicial Service	-	21,482,232.62	-	21,482,232.62
Judicial Service	-	21,482,232.62	-	21,482,232.62
Ministry of Interior	4,859,606.73	23,526,050.70	14,311,725.74	42,697,383.17
Gaming Commission	4,859,606.73	2,186,823.03	5,102,587.07	12,149,016.84
Ghana Immigration Service	-	13,699,307.27	9,132,871.51	22,832,178.78
Ghana Prisons Service	-	245,186.63	-	245,186.63
Narcotics Control Board	-	305,068.62	76,267.16	381,335.78
Police Hospital	-	7,089,665.15	-	7,089,665.15
GRAND TOTAL	875,425,591.94	5,171,233,197.88	1,369,151,541.74	7,415,810,331.56



APPENDIX 11F: 2024 INTERNALLY GENERATED FUNDS RETENTION (EXPENDITURE) BREAKDOWN BY MDA (GH¢)

SECTOR/ MINISTRY/ DEPARTMENT /AGENCY	EMPLOYEE COMPENSATION	GOODS AND SERVICES	CAPEX	TOTAL
ADMINISTRATION SECTOR	46,567,256.20	204,814,431.35	31,484,324.45	282,866,012.00
Office of Government Machinery	18,330,534.23	79,050,494.79	398,489.87	97,779,518.90
Office of the Chief of Staff	-	150,230.05	-	150,230.05
Ghana Investment Promotion Centre	18,330,534.23	21,119,963.35	398,489.87	39,848,987.46
National Identification Authority	-	57,780,301.38	-	57,780,301.38
Office of the Head of Civil Service	-	3,612,823.84	1,196,855.71	4,809,679.55
Office of the Head of Civil Service	-	3,435,412.37	1,145,137.46	4,580,549.83
Public Records & Archives Admin. Dept.	-	22,256.72	-	22,256.72
Management Services Department	-	155,154.75	51,718.25	206,873.00
Ministry of Foreign Affairs & Regional Integration	-	30,430,770.97	12,771,735.95	43,202,506.92
Foreign Affairs and Regional Integration (Finance Bureau)	-	150,234.02	-	150,234.02
Passport Office	-	11,122,933.02	-	11,122,933.02
Missions	-	19,157,603.93	12,771,735.95	31,929,339.88
Ministry of Finance	28,236,721.96	64,142,454.57	17,117,242.92	109,496,419.46
General Administration and Finance	-	33,208,720.52	8,302,180.13	41,510,900.65
Controller and Accountant General's Department (CAGD)	-	14,959,064.19	4,986,354.73	19,945,418.92
Institute of Accountancy Training	-	181,249.11	-	181,249.11
Securities and Exchange Commission	27,294,900.90	15,266,639.48	3,701,003.51	46,262,543.89
Public Procurement Authority	941,821.06	526,781.27	127,704.55	1,596,306.89
Ministry of Information	-	27,577,887.18	-	27,577,887.18
Ghana Broadcasting Corporation	-	27,577,887.18	-	27,577,887.18
ECONOMIC SECTOR	215,034,457.45	580,059,421.79	251,982,535.81	1,047,076,415.05
Ministry of Food and Agriculture	-	4,793,974.62	2,629,216.66	7,423,191.28
Grains and Legumes Development Board	-	188,020.80	47,005.20	235,026.00
Plant Protection & Regulatory Service	-	3,628,602.00	2,419,068.00	6,047,670.00
Veterinary Services Department	-	652,573.82	163,143.46	815,717.28
Human Resource Dev. & Management Directorate	-	324,778.00	-	324,778.00
Min. of Fisheries & Aquaculture Devevelopment	635,611.68	55,417,423.51	23,757,891.17	79,810,926.36
Fisheries Commission	-	54,940,714.75	23,546,020.61	78,486,735.36
National Premix Fuel Secretariat	635,611.68	476,708.76	211,870.56	1,324,191.00
Ministry of Lands and Natural Resources	108,720,888.00	261,039,303.71	118,383,652.43	488,143,844.14
Forestry Commission	-	66,445,645.40	19,516,405.72	85,962,051.12
Corporate Head Office	-	9,553,351.96	4,094,293.70	13,647,645.66
Forestry Services Division	-	25,468,849.10	10,915,221.04	36,384,070.14
Wild Life Division	-	7,310,859.60	1,827,714.90	9,138,574.50
Timber Industry Development Division	-	24,112,584.74	2,679,176.08	26,791,760.82
Lands Commission	-	93,242,204.91	50,207,341.11	143,449,546.02
Minerals Commission	108,720,888.00	54,360,444.00	18,120,148.00	181,201,480.00
Ghana Geological Survey Authority	-	373,263.00	-	373,263.00
Office of the Administrator of Stool Lands	-	14,355,038.40	9,570,025.60	23,925,064.00
Ghana School of Survey and Mapping	-	2,262,708.00	969,732.00	3,232,440.00
Ghana Integrated Alliumium Dev. Cooperation	-	30,000,000.00	20,000,000.00	50,000,000.00
Ministry of Trade and Industry	10,933,965.50	72,021,269.59	42,961,560.87	125,916,795.96
Export Promotion Authority	-	78,810.60	-	78,810.60
Ghana Free Zones Board	10,933,965.50	22,779,094.80	11,845,129.30	45,558,189.60
Ghana Standards Authority	-	42,194,957.08	28,129,971.38	70,324,928.46
Ministry of Trade and Industry(HQ)	-	6,434,954.19	2,757,837.51	9,192,791.70
Ghana Enterprises Agency (National Board For Small Scale Ind(NBSSI))	-	533,452.92	228,622.68	762,075.60
Min. of Tourism, Culture and Creative Arts	1,819,754.51	10,356,428.50	3,971,027.85	16,147,210.86
Ghana Tourism Authority	1,819,754.51	5,459,263.52	1,819,754.51	9,098,772.54
Hotel, Catering & Tourism Training Institute(HOTCATT)	-	-	-	-
National Commission on Culture	-	326,463.42	175,788.00	502,251.42
National Theatre	-	3,068,360.59	767,090.15	3,835,450.74
Abibigroma Theatre Company	-	36,896.64	9,224.16	46,120.80
Ghana Dance Ensemble	-	-	-	-
Ghana Museums & Monuments Board	-	769,484.23	940,480.73	1,709,964.96
Kwame Nkrumah Memorial Park	-	474,321.54	203,280.66	677,602.20
W.E.B. Du Bois Memorial Centre	-	165,020.59	41,255.15	206,275.74
Folklore Board	-	-	-	-
National Symphony Orchestra	-	56,617.97	14,154.49	70,772.46
Min. of Env., Science, Tech. & Innovation	69,681,805.35	125,476,458.51	47,764,030.92	242,922,294.78
Environmental Protection Agency	65,458,180.00	68,731,089.00	29,456,181.00	163,645,450.00
Biotech. and Nuclear Agric. Res. Institute	-	548,660.00	235,140.00	783,800.00
Radiation Protection Institute	263,492.00	2,042,063.00	988,095.00	3,293,650.00
National Nuclear Research Institute	433,022.10	3,711,618.00	2,041,389.90	6,186,030.00
Council for Scientific and Industrial Research	2,052,788.75	26,686,253.71	5,474,103.32	34,213,145.78
Ghana Atomic Energy Commission	1,474,322.50	13,268,902.50	6,318,525.00	21,061,750.00
National Nuclear Regulatory Authority	-	6,967,552.00	1,741,888.00	8,709,440.00
School of Nuclear and Allied Sciences	-	3,423,986.30	1,467,422.70	4,891,409.00
Ghana Space Science and Technology Institute	-	69,874.00	29,946.00	99,820.00
Radiological and Medical Sciences Reearch Institute	-	26,460.00	11,340.00	37,800.00
Ministry of Energy	23,242,432.41	50,954,563.35	12,515,155.91	86,712,151.67
Energy Commission	23,242,432.41	50,954,563.35	12,515,155.91	86,712,151.67



APPENDIX 11F: 2024 INTERNALLY GENERATED FUNDS RETENTION (EXPENDITURE) BREAKDOWN BY MDA (GH¢)

SECTOR/ MINISTRY/ DEPARTMENT /AGENCY	EMPLOYEE COMPENSATION	GOODS AND SERVICES	CAPEX	TOTAL
INFRASTRUCTURE	84,985,522.76	142,331,508.66	65,705,694.66	293,022,726.09
Ministry of Water Resources and Sanitation	19,565,700.00	26,166,090.47	13,210,538.77	58,942,329.24
Water Resources Commission	-	2,128,230.47	912,098.77	3,040,329.24
Community Water and Sanitation Agency	19,565,700.00	24,037,860.00	12,298,440.00	55,902,000.00
Ministry of Works and Housing	-	504,118.43	139,149.37	643,267.81
Department of Rural Housing	-	87,584.77	-	87,584.77
Public Servants Housing Loans Scheme Board	-	91,851.79	-	91,851.79
Public Works Department	-	324,681.87	139,149.37	463,831.24
Architect Registration Council				
Ministry of Railway Development	-	2,542,848.18	484,352.04	3,027,200.22
Ghana Railway Development Authority	-	2,542,848.18	484,352.04	3,027,200.22
Ministry of Roads and Highways	-	15,285,324.02	14,655,517.50	29,940,841.52
Department of Feeder Roads	-	597,535.52	256,086.65	853,622.17
Department of Urban Roads	-	288,357.65	-	288,357.65
Ghana Highway Authority	-	14,399,430.85	14,399,430.85	28,798,861.71
Ministry of Communications and Digitalisation	1,500,632.25	18,410,324.73	25,334,454.05	45,245,411.03
Data Protection Commission	1,500,632.25	1,539,110.00	808,032.75	3,847,775.00
Ghana Meteorological Agency	-	9,372,507.70	21,869,187.63	31,241,695.33
Ghana-India Kofi Annan Centre of Excellence	-	3,257,269.75	1,395,972.75	4,653,242.50
National Information Technology Agency (NITA)	-	2,942,942.16	1,261,260.92	4,204,203.08
Postal and Courier Services Regulatory Commission	-	1,298,495.12	-	1,298,495.12
Ministry of Transport	63,919,190.51	79,422,802.83	11,881,682.92	155,223,676.26
Driver and Vehicle Licensing Authority	63,919,190.51	52,895,071.14	5,324,000.00	122,138,261.65
Government Technical Training Centre	-	297,000.00	-	297,000.00
National Road Safety Authority	-	26,230,731.69	6,557,682.92	32,788,414.61
SOCIAL SECTOR	600,462,024.08	4,385,591,485.02	939,293,033.32	5,925,346,542.42
Ministry of Education	110,493,123.48	1,471,078,376.36	566,344,892.46	2,147,916,392.30
GES and Others	-	38,168,300.00	17,057,282.87	55,225,582.87
Ghana Education Service	-	6,206,076.99	-	6,206,076.99
Ghana Library Authority	-	2,021,221.14	-	2,021,221.14
Centre for National Distance Learning and Open Schooling	-	5,848.07	-	5,848.07
Council for Technical and Vocational Education Training	-	5,930,355.20	1,482,588.80	7,412,944.00
National Service Secretariat	-	23,362,041.10	15,574,694.07	38,936,735.17
Ghana Book Devt. Council	-	642,757.50	-	642,757.50
National Inspectorate Board	-	-	-	-
Universities	88,447,506.56	1,239,929,356.20	494,555,743.10	1,822,932,605.87
University of Ghana	45,950,660.21	258,030,630.41	49,485,326.38	353,466,617.00
University of Education, Winneba	14,423,612.07	185,072,549.76	61,844,525.37	261,340,687.20
Kwame Nkrumah University of Science and Technology	13,485,674.68	295,189,618.06	146,847,196.59	455,522,489.33
University of Cape Coast	5,830,496.20	174,236,870.88	87,457,443.04	267,524,810.12
University of Mines and Technology	-	14,166,701.54	6,071,443.52	20,238,145.06
University of Energy and Natural Resources	1,663,829.86	9,173,490.37	8,411,699.78	19,249,020.01
University for Development Studies	5,458,913.51	15,841,345.51	2,367,097.60	23,667,356.62
University of Health and Allied Sciences	340,071.43	15,303,214.49	18,363,857.39	34,007,143.31
University of Professional Studies	941,831.74	16,478,609.73	67,773,148.53	85,193,590.00
C. K. Tedam University of Tech. and Applied Sciences	92,637.60	4,760,572.42	4,853,210.02	9,706,420.04
S. D. Dombo University of Bus. and Int. Devt. Studies	259,779.26	222,903,875.66	10,203,654.91	233,367,309.83
University of Environment and Sustainable Devt.	-	6,140,000.59	-	6,140,000.59
Ghana Technology University College	-	22,631,876.78	30,877,139.97	53,509,016.76
Technical Universities and Polytechnics	18,750,798.77	153,715,155.57	52,535,321.06	225,001,275.40
Accra Technical University	2,664,421.69	27,024,848.59	8,373,896.75	38,063,167.03
Kumasi Technical University	-	24,186,916.62	8,945,845.65	33,132,761.67
Tamale Technical University	509,567.28	10,191,345.61	6,284,663.13	16,985,576.02
Koforidua Technical University	5,498,754.14	19,795,514.89	11,364,091.88	36,658,360.91
Ho Technical University	-	14,566,754.49	3,641,688.62	18,208,443.11
Bolgatanga Technical University	479.86	779.86	793.49	2,053.21
Cape Coast Technical University	-	12,265,096.44	2,071,558.58	14,336,655.01
Sunyani Technical University	2,374,709.73	14,248,258.37	4,965,302.16	21,588,270.26
Takoradi Technical University	7,702,866.07	27,986,184.15	6,372,044.67	42,061,094.89
Wa Technical University	-	3,449,457.16	515,436.13	3,964,893.29



APPENDIX 11F: 2024 INTERNALLY GENERATED FUNDS RETENTION (EXPENDITURE) BREAKDOWN BY MDA (GH¢)

SECTOR/ MINISTRY/ DEPARTMENT /AGENCY	EMPLOYEE COMPENSATION	GOODS AND SERVICES	CAPEX	TOTAL
Other Teaching Institutions	3,294,818.15	39,265,564.58	2,196,545.43	44,756,928.16
Colleges of Education	-	-	-	-
National Accreditation Board	-	9,138,870.56	-	9,138,870.56
Ghana Institute of Languages	3,294,818.15	16,474,090.73	2,196,545.43	21,965,454.31
Ghana Institute of Journalism	-	-	-	-
National Board for Technical Examinations	-	13,652,603.29	-	13,652,603.29
Ministry of Employment and Labour Relations	51,798,098.42	75,326,997.50	28,007,671.31	155,132,767.23
Management Dev.& Productivity Institute (MDPI)	-	163,956.76	1,475,610.86	1,639,567.62
National Vocational Training Institute (NVTI)	-	29,488,497.30	3,276,499.70	32,764,997.00
Opportunities Industrialization Centre(OIC)	-	1,104,086.66	368,028.89	1,472,115.55
National Pension Regulatory Authority	51,798,098.42	44,570,456.78	22,887,531.86	119,256,087.06
Ministry of Youth and Sports	-	557.59	-	557.59
National Sports Authority	-	508.75	-	508.75
National Youth Authority	-	48.84	-	48.84
Ministry of Health	432,926,131.28	2,817,616,759.04	344,940,469.54	3,595,483,359.87
Ghana Health Service(Health Facilities)	199,028,750.19	1,088,023,834.31	39,805,750.03	1,326,858,334.53
Teaching Hospitals:	106,459,050.62	312,278,318.70	38,432,648.92	457,170,018.24
Korlebu Teaching Hospital	32,817,663.24	119,784,470.84	11,486,182.14	164,088,316.22
a.Ghana Radiotherapy	4,049,773.49	8,234,539.42	1,214,932.05	13,499,244.95
b.National Cardiothoracic Centre	5,608,001.72	17,067,831.33	1,706,783.13	24,382,616.18
c.National Blood Bank	1,279,214.73	6,907,759.54	341,123.93	8,528,098.20
Komfo Anokye Teaching Hospital	17,688,177.00	98,519,328.27	11,045,566.64	127,253,071.91
Cape Coast Teaching Hospital	3,526,683.38	27,860,798.71	3,879,351.72	35,266,833.81
Ho Teaching Hospital	4,443,972.31	23,319,143.52	3,466,485.78	31,229,601.60
Tamale Teaching Hospital	37,045,564.76	10,584,447.08	5,292,223.54	52,922,235.38
Regulatory Agencies:	47,672,627.92	94,950,044.13	33,559,359.21	176,182,031.26
Food and Drugs Authority	35,494,040.93	27,606,476.28	15,775,129.30	78,875,646.52
Medical and Dental Council	877,712.22	9,404,059.50	2,256,974.28	12,538,746.00
Pharmacy Council	2,463,829.34	10,676,593.79	3,285,105.78	16,425,528.91
Ghana College of Pharmacists	549,282.12	1,534,930.41	463,949.47	2,548,162.00
Nursing and Midwifery Council of Ghana(NMwCG)	5,244,855.57	36,713,989.00	10,489,711.14	52,448,555.71
Traditional Medicine Practice Council	200,234.83	1,168,967.84	183,005.32	1,552,208.00
Ghana Psychology Council	-	3,896,870.49	-	3,896,870.49
Health Facilities Regulatory Agency	2,842,672.91	3,948,156.82	1,105,483.91	7,896,313.63
Subvented Agencies:	4,720,232.95	221,375,516.11	10,737,229.16	236,832,978.22
National Health Insurance Authority (NHIA)	-	172,763,800.00	-	172,763,800.00
Centre for Scientific Research into Plant Medicine	2,152,670.97	16,489,459.64	2,798,472.26	21,440,602.88
Ghana College of Physicians and Surgeons	681,069.75	18,161,859.92	3,859,395.23	22,702,324.90
Allied Health Professional Council	510,904.84	8,174,477.50	1,532,714.53	10,218,096.88
Ghana Institute of Clinical Genetics	511,786.16	248,260.41	34,443.43	794,490.00
College of Nurses and Midwives	837,401.23	5,024,407.39	2,512,203.70	8,374,012.32
St John Ambulance	26,400.00	311,551.24	-	337,951.24
Ghana Red Cross Society	-	201,700.00	-	201,700.00
Psychiatric Hospitals:	2,383,035.69	19,407,169.08	6,320,144.43	28,110,349.21
Pantang Hospital	2,069,373.72	12,416,242.33	6,208,121.16	20,693,737.21
Accra Psychiatric Hospital	313,661.97	2,819,369.75	112,023.27	3,245,055.00
Ankaful Hospital	-	4,171,557.00	-	4,171,557.00
Others	72,662,433.90	1,081,581,876.71	216,085,337.79	1,370,329,648.40
Health Training Institutions	27,652,475.89	219,822,830.68	88,969,515.04	336,444,821.61
Christian Health Associations of Ghana (CHAG)	38,124,925.06	850,563,309.41	122,663,739.27	1,011,351,973.73
Ahmadiyya Muslim Health Service Ghana	6,885,032.95	11,195,736.62	4,452,083.48	22,532,853.06
Min. of Gender, Children and Social Protection	5,244,670.90	21,568,794.53	-	26,813,465.43
Efua Sutherland Children's Park	-	23,102.96	-	23,102.96
School of Social Work	5,244,670.90	20,978,683.61	-	26,223,354.51
Central Adoption Authority	-	567,007.96	-	567,007.96
PUBLIC SAFETY SECTOR	11,029,577.39	101,742,319.57	23,734,276.71	136,506,173.66
Min. of Justice and Attorney General's Dept.	5,926,912.76	24,267,905.25	8,649,108.50	38,843,926.51
Council for Law Reporting	-	422,400.00	-	422,400.00
General Legal Council(Ghana School of Law)	5,926,912.76	7,598,606.11	1,671,693.34	15,197,212.21
Legal Aid Commission	-	105,000.00	-	105,000.00
Office of the Copyright Administrator	-	249,725.20	166,483.47	416,208.67
Registrar General's Department	-	15,892,173.95	6,810,931.69	22,703,105.64
Ministry of Defence	-	29,910,869.77	-	29,910,869.77
37 Military Hospital	-	29,910,869.77	-	29,910,869.77
Judicial Service	-	22,771,160.24	-	22,771,160.24
Judicial Service	-	22,771,160.24	-	22,771,160.24
Ministry of Interior	5,102,664.63	24,792,384.31	15,085,168.21	44,980,217.14
Gaming Commission	5,102,664.63	2,296,199.08	5,357,797.86	12,756,661.57
Ghana Immigration Service	-	14,471,172.20	9,647,448.13	24,118,620.33
Ghana Prisons Service	-	294,420.30	-	294,420.30
Narcotics Control Board	-	319,688.86	79,922.22	399,611.08
Police Hospital	-	7,410,903.86	-	7,410,903.86
GRAND TOTAL	958,078,837.88	5,414,539,166.40	1,312,199,864.95	7,684,817,869.22



APPENDIX 12A: STATUS OF COVID-19 ALLEVIATION PROGRAMME - CAP 1

INITIATIVE	IMPLEMENTING INSTITUTION	APPROVED ALLOCATION GH¢	AMOUNT RELEASED (GH¢)	BALANCE (GH¢)	REMARKS
A. Support to Households					
1. Provision of Food Packages and Hot Meals	MGCSP	12,101,000	12,000,000	-	Feeding an average of 152,484 people @ an average of GH¢4.37 per day for 18 days
	NADMO		101,000		
2. Provision of Dry Food Packages	Ghana National Buffer Stock Company (GNBSC)	42,237,626	42,238,024	(398)	
3. Provision of Hot meals and Dry Food Packages		-	54,339,024	-	
4. Provision of Water and Sanitation for three Months	GWCL & CWSA	275,525,339	275,525,339	(0)	Payment for April to June
Sub-total		329,863,965	329,864,363	(398)	
B. Relief for Health Workers					
1. Allowance of 50% of basic Salary for 10,000 frontline health workers	GHS/MoH Health Workers	80,000,000	38,615,073	41,384,927	Allowances Paid for April to September
2. Busing of health workers in Accra, Tema, Kumasi & Kasoa to and from work for duration of the lockdown	MoT/ GAPTE, & Metro Mass	2,000,000	2,000,000	-	GH¢1.3m to Metro mass for staff salaries and GH¢0.7 GAPTE during the lockdown period only
Sub-total		82,000,000	40,615,073	41,384,927	
C. Soft Loans for Micro, Small & Medium Sized Businesses					
	NBSSI	600,000,000	600,000,000	-	GH¢100,000,000 was transferred in Jan. 2021.
Sub-total		600,000,000	600,000,000	-	-
D. Covid-19 Related Expenditures					
1. Procurement of Testing tool Kits and other Logistics		98,074,895	98,074,895	-	This amount was moved from CAP to the GoG COVID Account for purchases for GHS
2. Field Surveillance and Security operations, Monitoring and Coordination		67,623,561	67,623,561	(0)	03th march to 6th May (Payment to Local Government, MoC, MSWR and MoNS)
3. Contingency		26,437,579	65,733,885	(39,296,306)	
o/w Transfer to GoG COVID Account for MFARI		-	19,335,533		
Transfer to GoG COVID Account for MFARI Airfare (2,221 returnees from Lebanon)		-	46,398,352	-	
Sub-total		192,136,035	231,432,342	(39,296,307)	
Grand Total		1,204,000,000	1,201,911,778	2,088,222	



APPENDIX 12B: PERFORMANCE SUMMARY BY FUNDING SOURCES

Funding Source	Programme Supported	Allocated Amount (GHS)	Utilisation (GHS)	Balance (GHS)	Key Expenditures	%Disbursed
Contingency Fund	Covid-19 Alleviation Programme	1,204,000,000.00	1,201,911,777.73	2,088,222.27	Support to Households, Relief to Health Workers, Soft Loans for Micro, Small & Medium Sized Businesses, evacuation of stranded Ghanaians and Other Expenditures	100%
WB CERC, IPF & AF	Emergency Preparedness and Response Plan (EPRP) 1 & 2	1,334,000,000.00	532,618,497.26	801,381,502.74		
o/w 1. GARID CERC (US\$65m)	Emergency Preparedness and Response Plan (EPRP) 1 & 2	377,000,000.00	343,447,821.92	33,552,178.08	PPEs, Medical Equipment, and Treatment	91%
2. Fast track Covid-19 Facility (US\$35m)		203,000,000.00	189,170,675.34	13,829,324.66	Testing and treatment, Community engagement, communication, quarantine	93%
3. Fast track Covid-19 Facility (US\$130m)		754,000,000.00		754,000,000.00	Secured in 2020, disbursement commenced in 2021	0%
Covid Expenditure Funding		2,538,000,000.00	1,734,530,274.99	803,469,725.01		68%
IMF	2020 National Budget	5,852,950,000.00	5,566,686,281.54	286,263,718.46	Budget Support (Debt Service, Energy, other COVID related).	95%
AfDB		405,650,000.00	389,678,850.00	15,971,150.00	Budget Support	96%
EU		504,000,000.00	504,000,000.00	-	Budget Support	100%
BOG - COVID-19 Bonds		10,000,000,000.00	10,000,000,000.00	-	Budget Support (Debt Service (Principal and interest) and other regular budget expenditure	100%
Deficit Financing		16,762,600,000.00	16,460,365,131.54	302,234,868.46		98%
				-		
Total		19,300,600,000.00	18,194,895,406.53	1,105,704,593.47		94%



