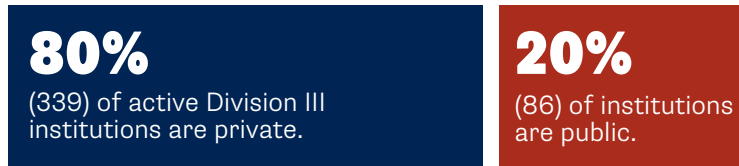


# Division III 2024-25 Facts and Figures

## MEMBERSHIP

Division III is the NCAA's largest division (approximately 39% of total membership).



Source: 2024 Sports Sponsorship and Demographics Forms

## STUDENT-ATHLETE COMPOSITION

On average, student-athletes comprise **31%** of the student body at Division III institutions. (This percentage ranges from 1.5% to more than 74%.)



Source: 2024 Sports Sponsorship and Demographics Forms

## DIVISION III STUDENT-ATHLETES

- Former Division III student-athletes report thriving at greater rates on measures of purpose, social, community, and physical well-being than their nonathlete peers.
- Former Division III student-athletes earned a postgraduate degree (41%) at a higher rate than their nonathlete peers (37%).
- 87% of former Division III student-athletes agreed or strongly agreed that they were challenged academically in college, as compared to 83% of nonathletes.
- 63% of former Division III student-athletes held a leadership position in a club or organization, as compared to 38% of nonathletes.
- 87% of Division III student-athletes agree or strongly agree that being an athlete has helped them fit in socially at their college, and 82% report a sense of belonging there.
- Most Division III student-athletes agree or strongly agree that their coaches and teammates create an inclusive environment for all team members (78%).
- Over 90% of Division III student-athletes report that their college athletics experience had a positive or very positive effect on personal competencies such as work ethic, responsibility, teamwork, and goal setting.

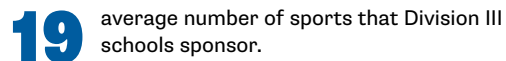
Source: Division III Gallup Study (2020) and Division III Growth, Opportunities, Aspirations and Learning of Students in college (GOALS) Study (2019)

## UNDERGRADUATE ENROLLMENT



Source: 2024 Sports Sponsorship and Demographics Forms

## SPORTS SPONSORED PER INSTITUTION



Source: 2024 Sports Sponsorship and Demographics Forms

## ATHLETICS PARTICIPATION

(Including emerging sports)

Approximately **37.3%** of NCAA student-athletes compete at Division III institutions.

	Division III	NCAA Overall
Men	121,785 (59%)	308,853 (57%)
Women	84,913 (41%)	235,735 (43%)
Total	206,698	544,588

\*Numbers include student-athletes that may participate in more than one sport

Source: 2024 Sports Sponsorship and Demographics Forms

## PRIORITY INITIATIVES

- Provide quality Division III Championships.
- Provide Division III conference office support.
- Effectively advance diversity, equity and inclusion.
- Ensure student-athlete support.
- Maintain the value of Division III athletics.
- Provide professional development for Division III constituents.
- Enhance formal accountability of the governance structure and national office support.
- Support Association-wide initiatives.

Source: 2024-25 NCAA Division III Strategic Plan

## DIII-SPONSORED CHAMPIONSHIPS

### Men's Championship Sports (14)

Baseball, Basketball, Cross Country, Football, Golf, Ice Hockey, Lacrosse, Soccer, Swimming and Diving, Tennis, Indoor Track and Field, Outdoor Track and Field, Volleyball, Wrestling

### Women's Championship Sports (14)

Basketball, Cross Country, Field Hockey, Golf, Ice Hockey, Lacrosse, Rowing, Soccer, Softball, Swimming and Diving, Tennis, Indoor Track and Field, Outdoor Track and Field, Volleyball

### National Collegiate Championships (9)

Men - Gymnastics, Water Polo; Women - Beach Volleyball, Bowling, Gymnastics, Water Polo; Men and Women - Fencing, Rifle, Skiing

# Division III 2024-25 Budget Overview

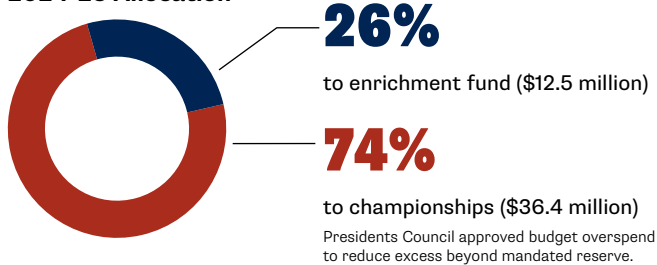
## REVENUE



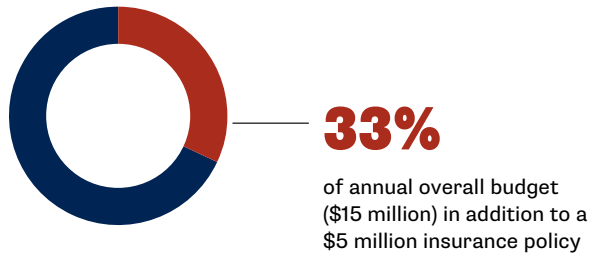
Source: 3.18% of NCAA operating revenue allocation

## BUDGET ALLOCATION

### 2024-25 Allocation



### Mandated Annual Reserve



## VALUE OF MEMBERSHIP

With an annual budget of **\$45.1 million** and annual membership dues of **\$900 or less**, the estimated annual per institution value of Division III membership is **\$95,501**.

## ASSOCIATION-WIDE BENEFITS

Division III members also benefit from Association-wide services and support. The NCAA funds these services with more than \$200 million dollars annually.

Legal Services, Communication	\$70 M
Insurance Programs, Drug Testing, Student-Athlete Leadership	\$64.1 M
Technology and National Office Support	\$49.5 M
Membership Support (e.g., Committees and Interpretations)	\$27.6 M
Educational Programs	\$5.2 M

## CHAMPIONSHIPS

(28 DIVISION III SPECIFIC)

	Men's Budget	Women's Budget
Baseball	\$3,506,520	NA
Basketball	\$1,717,658	\$1,723,841
Cross Country	\$822,016	\$842,094
Field Hockey	NA	\$799,626
Football	\$3,336,842	NA
Golf	\$860,189	\$687,563
Ice Hockey	\$746,704	\$625,315
Lacrosse	\$1,369,020	\$1,447,212
Rowing	NA	\$556,494
Soccer	\$1,765,626	\$1,768,357
Softball	NA	\$2,348,591
Swimming and Diving	\$860,716	\$912,833
Tennis	\$976,517	\$1,033,417
Indoor Track and Field	\$1,068,292	\$994,974
Outdoor Track and Field	\$1,323,712	\$1,247,813
Volleyball	\$560,619	\$1,607,638
Wrestling	\$861,013	NA
<b>Overall Totals</b>	<b>\$19,775,444</b>	<b>\$16,595,768</b>

Source: NCAA Financial Statements

## ENRICHMENT FUND

### 2024-25 Budget

#### Conference Office Support

Strategic Initiative Conference Grants	\$4,376,730
Conference Commissioners Meeting	\$40,000
Conference Officiating Enhancement	\$40,000

#### Diversity, Equity and Inclusion

Women & Minority Intern Program	\$1,600,000
Strategic Alliance Matching Grant	\$708,550
DIII Diversity Initiatives	\$275,000
Coaching Enhancement Grant	\$100,000
LGBTQIA+ Inclusion Program	\$85,000

#### Student-Athlete Support

Health and Safety	\$1,210,000
Student-Athlete Leadership Conference	\$400,000
Annual Convention	\$100,000
SAAC Associate Member Travel	\$45,000
CSC Academic All-American Program	\$44,000
Campus-Based Student-Athlete Leadership Programs	\$20,000
CSC Student Program	\$15,000

#### Value of Division III

Championships Media	\$2,456,000
Branding and Promotion	\$300,000
Special Olympics Partnership	\$35,000

#### Professional Development

Athletic Communication Initiatives	\$85,000
Athletic Trainers Initiatives	\$85,000
New AD and Commissioner Orientations	\$85,000
ADR Professional Development	\$75,000
FAR Institute/Orientation	\$75,000
NADIII/AA Partnership	\$75,000
Regional Rules Seminar Live Streaming	\$50,000
SWA Enhancement Grant Program	\$30,000
Membership Learning Management System	\$20,000
College Sports Communicators DIII Day	\$12,000
Administrator and Commissioner Meeting NADIII/AA and DIII/CA	\$10,000

#### Division III National Office Support

Division III Event Cancellation Insurance	\$61,000
Additional Working Groups	\$20,000
NCAA Staff Professional Development	\$7,000

<b>Overall Total</b>	<b>\$12,540,280</b>
----------------------	---------------------

Source: NCAA Financial Statements