

Withdrawn NIST Technical Series Publication

Warning Notice

The attached publication has been withdrawn (archived), and is provided solely for historical purposes. It may have been superseded by another publication (indicated below).

Withdrawn Publication

Series/Number	NIST SP 800-67r2 (Revision 2)
Title	Recommendation for the Triple Data Encryption Algorithm (TDEA) Block Cipher
Publication Date(s)	November 2017
Withdrawal Date	January 1, 2024
Withdrawal Note	NIST SP 800-67r2 is withdrawn in its entirety. This signifies that TDEA is no longer an approved block cipher. Per the withdrawal announcement , TDEA will continue to be allowed for the decryption, key unwrapping, and verification of Message Authentication Codes (MACs) of already-protected data. Also, see the announcement for information on TDEA validations.

Superseding Publication(s) (if applicable) N/A

The attached publication has been **superseded by** the following publication(s):

Series/Number	
Title	
Author(s)	
Publication Date(s)	
URL/DOI	

Additional Information (if applicable)

Contact	Computer Security Division (Information Technology Laboratory)
Latest revision of the attached publication	N/A
Related Information	https://csrc.nist.gov/pubs/sp/800/67/r2/final
Withdrawal Announcement Link	https://csrc.nist.gov/news/2023/nist-to-withdraw-sp-800-67-rev-2

NIST Special Publication 800-67
Revision 2

Recommendation for the Triple Data Encryption Algorithm (TDEA) Block Cipher

Elaine Barker
Nicky Mouha

This publication is available free of charge from:
<https://doi.org/10.6028/NIST.SP.800-67r2>

C O M P U T E R S E C U R I T Y

NIST
**National Institute of
Standards and Technology**
U.S. Department of Commerce

NIST Special Publication 800-67
Revision 2

**Recommendation for the Triple Data
Encryption Standard (TDEA)
Block Cipher**

Elaine Barker
Nicky Mouha
*Computer Security Division
Information Technology Laboratory*

This publication is available free of charge from:
<https://doi.org/10.6028/NIST.SP.800-67r2>

November 2017



U.S. Department of Commerce
Wilbur L. Ross, Jr., Secretary

National Institute of Standards and Technology
Walter Copan, NIST Director and Under Secretary of Commerce for Standards and Technology

Authority

This publication has been developed by NIST in accordance with its statutory responsibilities under the Federal Information Security Modernization Act (FISMA) of 2014, 44 U.S.C. § 3551 *et seq.*, Public Law (P.L.) 113-283. NIST is responsible for developing information security standards and guidelines, including minimum requirements for federal information systems, but such standards and guidelines shall not apply to national security systems without the express approval of appropriate federal officials exercising policy authority over such systems. This guideline is consistent with the requirements of the Office of Management and Budget (OMB) Circular A-130.

Nothing in this publication should be taken to contradict the standards and guidelines made mandatory and binding on federal agencies by the Secretary of Commerce under statutory authority. Nor should these guidelines be interpreted as altering or superseding the existing authorities of the Secretary of Commerce, Director of the OMB, or any other federal official. This publication may be used by nongovernmental organizations on a voluntary basis and is not subject to copyright in the United States. Attribution would, however, be appreciated by NIST.

National Institute of Standards and Technology Special Publication 800-67 Revision 2
Natl. Inst. Stand. Technol. Spec. Publ. 800-67 Rev. 2, 32 pages (November 2017)
CODEN: NSPUE2

This publication is available free of charge from:
<https://doi.org/10.6028/NIST.SP.800-67r2>

Certain commercial entities, equipment, or materials may be identified in this document in order to describe an experimental procedure or concept adequately. Such identification is not intended to imply recommendation or endorsement by NIST, nor is it intended to imply that the entities, materials, or equipment are necessarily the best available for the purpose.

There may be references in this publication to other publications currently under development by NIST in accordance with its assigned statutory responsibilities. The information in this publication, including concepts and methodologies, may be used by federal agencies even before the completion of such companion publications. Thus, until each publication is completed, current requirements, guidelines, and procedures, where they exist, remain operative. For planning and transition purposes, federal agencies may wish to closely follow the development of these new publications by NIST.

Organizations are encouraged to review all draft publications during public comment periods and provide feedback to NIST. Many NIST cybersecurity publications, other than the ones noted above, are available at <https://csrc.nist.gov/publications>.

Comments on this publication may be submitted to:

National Institute of Standards and Technology
Attn: Computer Security Division, Information Technology Laboratory
100 Bureau Drive (Mail Stop 8930) Gaithersburg, MD 20899-8930
Email: SP800-67comments@nist.gov

All comments are subject to release under the Freedom of Information Act (FOIA).

Reports on Computer Systems Technology

The Information Technology Laboratory (ITL) at the National Institute of Standards and Technology (NIST) promotes the U.S. economy and public welfare by providing technical leadership for the Nation's measurement and standards infrastructure. ITL develops tests, test methods, reference data, proof of concept implementations, and technical analyses to advance the development and productive use of information technology. ITL's responsibilities include the development of management, administrative, technical, and physical standards and guidelines for the cost-effective security and privacy of other than national security-related information in federal information systems. The Special Publication 800-series reports on ITL's research, guidelines, and outreach efforts in information system security, and its collaborative activities with industry, government, and academic organizations.

Abstract

This publication specifies the Triple Data Encryption Algorithm (TDEA), including its primary component cryptographic engine, the Data Encryption Algorithm (DEA). TDEA is intended to be used with a Special Publication (SP) 800-38-series-compliant mode of operation in a Federal Information Processing Standard (FIPS) 140-2-compliant cryptographic module, TDEA may be used by federal organizations to protect sensitive unclassified data. Protection of data during transmission or while in storage may be necessary to maintain the confidentiality and integrity of the information represented by the data. This Recommendation defines the mathematical steps required to cryptographically protect data using TDEA and to subsequently process such protected data. TDEA is made available for use by federal agencies within the context of a total security program consisting of physical security procedures, good information management practices, and computer system/network access controls.

Keywords

block cipher; computer security; cryptography; data encryption algorithm; security; triple data encryption algorithm.

Acknowledgements

The authors wish to thank their colleagues, who reviewed drafts of this document and contributed to its development. The authors also gratefully acknowledge and appreciate the many comments from the public and private sectors whose thoughtful and constructive comments improved the quality and usefulness of this publication.

Conformance Testing

Conformance testing for implementations of this Recommendation will be conducted within the framework of the Cryptographic Algorithm Validation Program (CAVP) and the Cryptographic Module Validation Program (CMVP). The requirements of this Recommendation are indicated by the word “shall.” Some of these requirements may be out-of-scope for CAVP or CMVP validation testing, and thus are the responsibility of entities using, implementing, installing or configuring applications that incorporate this Recommendation.

Foreword

This Recommendation provides a description of a mathematical algorithm for cryptographically protecting binary coded information (e.g., using encryption and authentication). The algorithm described in this Recommendation specifies cryptographic operations that are based on a binary number called a key.

Authorized users of computer data cryptographically protected using TDEA must have the key that was used to protect the data in order to process the protected data. The cryptographic algorithm specified in this Recommendation is assumed to be commonly known among its users. The cryptographic security of the data depends on the security provided for the keys used to protect the data and the amount of data protected by a single TDEA key.

Data that is determined by a responsible authority to be sensitive, data that has a high value, or data that represents a high value should be cryptographically protected if it is vulnerable to unauthorized disclosure or undetected modification during transmission or while in storage. A risk analysis should be performed under the direction of a responsible authority to determine potential threats. The costs of providing cryptographic protection using this Recommendation, as well as of alternative methods for providing this protection, should be projected. A responsible authority then should make a decision, based on these analyses, whether or not to use cryptographic protection and this recommendation.

DEA was originally specified in FIPS 46, *The Data Encryption Standard*, which became effective July 1977. It was reaffirmed in 1983, 1988, 1993, and 1999. The DEA has now been withdrawn. The use of DEA is permitted only as a component function of TDEA. This Recommendation applies to all federal agencies, contractors of federal agencies, or other organizations that process information (using a computer or telecommunications system) on behalf of the Federal Government to accomplish a federal function. Each federal agency or department may issue internal directives for the use of this Recommendation by their operating units, based on their data security requirement determinations.

With the withdrawal of the FIPS 46-3 standard (i.e., the final revision of FIPS 46), implementations of the DEA function are no longer authorized for the protection of Federal Government information. This publication specifies an alternative to DEA, based on the DEA "cryptographic engine" that was originally specified in FIPS 46 and is included herein.

Implementations of the TDEA algorithm specified in this Recommendation may be covered by U.S. and foreign patents. Certain cryptographic devices and technical data regarding them are subject to federal export controls. Exports of cryptographic modules implementing this algorithm and technical data regarding them must comply with these federal regulations and, if required, be licensed by the Bureau of Export Administration of the U.S. Department of Commerce. Information about export regulations is available: <https://www.bis.doc.gov/>.

Table of Contents

1. Introduction.....	1
1.1 Applications	1
1.2 Using the TDEA.....	1
1.3 Organization	2
2. DATA ENCRYPTION ALGORITHM CRYPTOGRAPHIC ENGINE	3
2.1 DEA Forward Transformation	3
2.2 DEA Inverse Transformation.....	6
2.3 The Function f	7
3. TRIPLE DATA ENCRYPTION ALGORITHM.....	10
3.1 Basic TDEA Forward and Inverse Cipher Operations	10
3.2 TDEA Usage.....	10
3.3 Keys	10
3.3.1 Key Requirements	10
3.3.2 Weak Keys	11
3.4 Usage Guidance.....	12
APPENDIX A: PRIMITIVE FUNCTIONS FOR THE DATA ENCRYPTION ALGORITHM	13
Appendix B: ExampleS of TDEA OPERATIONS	19
Appendix C: Glossary	20
C.1 Terms	20
C.2 Acronyms	21
Appendix D: References.....	22
Appendix E: REVISIONS.....	24

1. INTRODUCTION

This Recommendation specifies the Triple Data Encryption Algorithm (TDEA) block cipher. The TDEA block cipher includes a Data Encryption Algorithm (DEA) cryptographic engine (specified in [Section 2](#)) that is implemented as a component of TDEA (specified in [Section 3](#)). TDEA functions incorporating the DEA cryptographic engine **shall** be designed in such a way that they may be used in a computer system, storage facility, or network to provide cryptographic protection to binary coded data. The method of implementation will depend on the application and environment. TDEA implementations **shall** be subject to being tested and validated as accurately performing the transformations specified in the TDEA algorithm and in NIST Special Publications (SPs) 800-38¹ and [800-90A](#).²

1.1 Applications

Cryptography is utilized in various applications and environments. The specific utilization of encryption and the implementation of TDEA³ will be based on many factors particular to the computer system and its associated components. In general, cryptography is used to protect data while it is being communicated between two points or while it is stored in a medium vulnerable to physical theft or technical intrusion (e.g., hacker attacks). In the first case, the TDEA key must be available by the sender and receiver simultaneously during communication. In the second case, the TDEA key must be maintained and accessible for the duration of the storage period. NIST Special Publications (SP) 800-133⁴ provides **approved** methods for generating cryptographic keys,⁵ and SP 800-57, Part 1,⁶ provides recommendations for managing cryptographic keys, including the TDEA keys used by the algorithm specified in this Recommendation.

1.2 Using the TDEA

SP 800-38 describes modes of operation for using block cipher algorithms. Modes of operation for using TDEA are specified in [SP 800-38A](#),⁷ [SP 800-38B](#)⁸ and [SP 800-38F](#).⁹

¹ SP 800-38: *Recommendation for Block Cipher Modes of Operation*, a series of publications.

² SP 800-90A: *Recommendation for Random Number Generation Using Deterministic Random Bit Generators*.

³ And the cryptographic engine that forms the basis for TDEA.

⁴ SP 800-133, *Recommendation for Cryptographic Key Generation*.

⁵ *Ibid.*

⁶ SP 800-57, Part 1: *Recommendation for Key Management: General*.

⁷ SP 800-38A: *Recommendation for Block Cipher Modes of Operation: Methods and Techniques*.

⁸ SP 800-38B: *Recommendation for Block Cipher Modes of Operation: the CMAC Mode for Authentication*.

⁹ SP 800-38F: *Recommendation for Block Cipher Modes of Operation: Methods for Key Wrapping*.

TDEA may also be used for the generation of random numbers, as specified in [SP 800-90A](#) for the CTR_DRBG.

1.3 Organization

[Section 2](#) of this Recommendation describes the DEA cryptographic engine employed by TDEA.

[Section 3](#) of this Recommendation describes the basic TDEA algorithm.

Appendices are included that define the DEA primitives, indicate where examples of using TDEA can be found, and provide a glossary of terms, a list of references, and a list of version changes.

2. DATA ENCRYPTION ALGORITHM CRYPTOGRAPHIC ENGINE

The DEA cryptographic engine is used by TDEA to cryptographically protect (e.g., encrypt) blocks of data consisting of 64 bits under the control of a 64-bit key.¹⁰ Subsequent processing of the protected data (e.g., decryption) is accomplished using the same key as was used to protect the data. Each 64-bit key **shall** contain 56 bits that are randomly generated and used directly by the algorithm as key bits. The other eight bits, which are not used by the algorithm, may be used for error detection. The eight error-detecting bits are set to make the parity of each 8-bit byte of the key odd. That is, there is an odd number of "1"s in each 8-bit byte.¹¹

During each application of the DEA engine, a block is subjected to an initial permutation **IP**, then to a complex key-dependent computation and finally to a permutation that is the inverse of the initial permutation, **IP**⁻¹. The key-dependent computation can be simply defined in terms of a function **f** and a function **KS**, called the key schedule. The DEA engine can be run in two directions - as a forward transformation¹² and as an inverse transformation.¹³ The two directions differ only by the order in which the bits of the key are used.

Descriptions of the forward and inverse transformations are provided below, followed by a definition of the function **f** in terms of primitive functions called by the selection functions **S_i**, and the permutation function **P**. Values for **S_i**, **P** and **KS** of the engine are contained in [Appendix A](#).

The following notation is convenient: Given two blocks **L** and **R** of bits, **LR** denotes the block consisting of the bits of **L** followed by the bits of **R**. Since concatenation is associative, **B₁B₂...B₈**, for example, denotes the block consisting of the bits of byte **B₁** followed by the bits of byte **B₂**...followed by the bits of byte **B₈**.

2.1 DEA Forward Transformation

A sketch of the forward transformation is given in [Figure 1](#).

¹⁰ Blocks are composed of bits numbered from left to right, i.e., the left-most bit of a block is bit one.

¹¹ Sometimes keys are generated in an encrypted form. A random 64-bit number is generated and defined to be the cipher formed by the encryption of a key using a key-encrypting key. In this case, the parity bits of the encrypted key cannot be set until after the key is decrypted.

¹² Often called "encryption."

¹³ Often called "decryption."

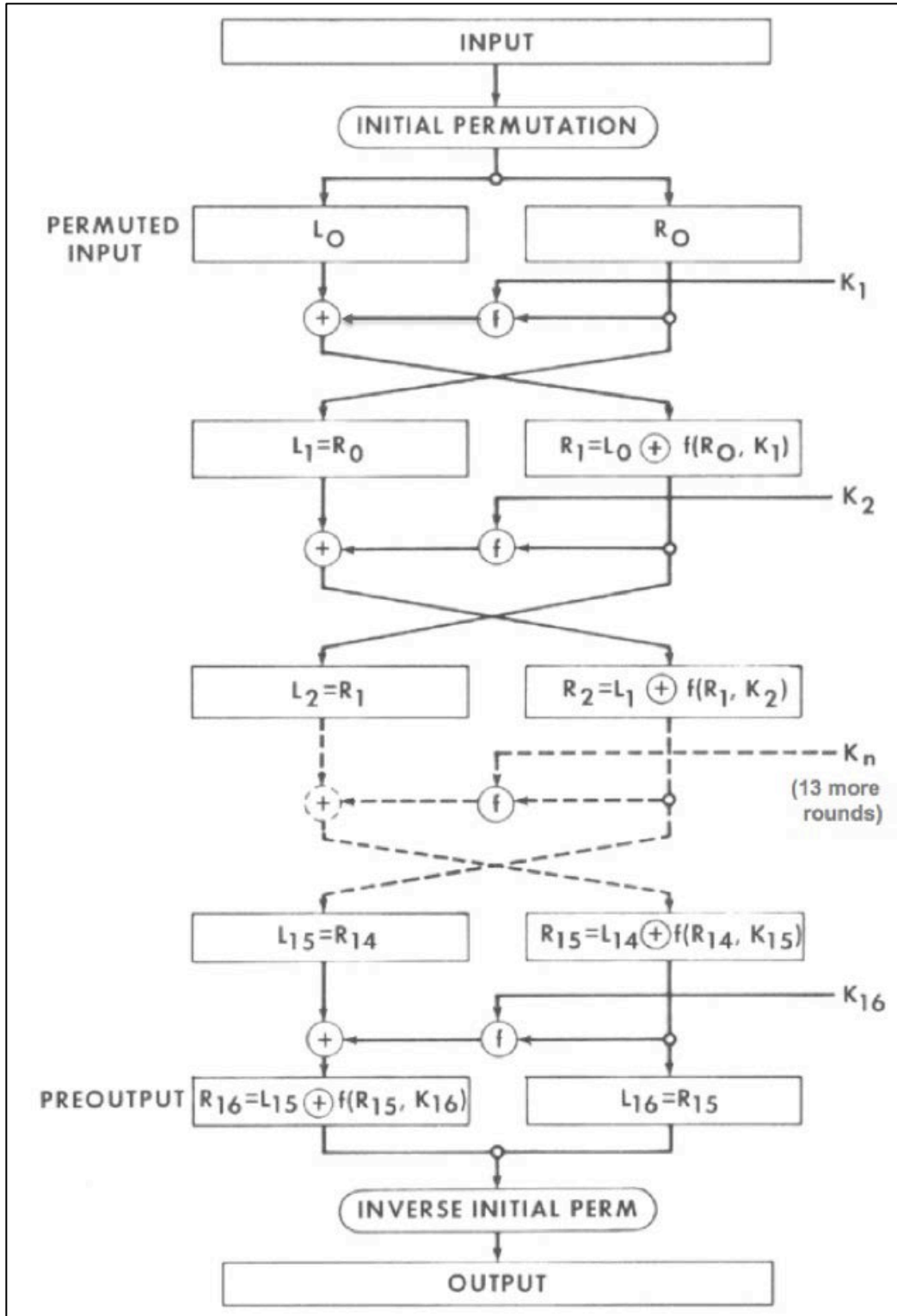


Figure 1. Forward Transformation of the DEA Cryptographic Engine

The 64 bits of the input block for the forward transformation are first subjected to the following permutation, called the initial permutation *IP*:

$$\underline{IP}$$

58	50	42	34	26	18	10	2
60	52	44	36	28	20	12	4
62	54	46	38	30	22	14	6
64	56	48	40	32	24	16	8
57	49	41	33	25	17	9	1
59	51	43	35	27	19	11	3
61	53	45	37	29	21	13	5
63	55	47	39	31	23	15	7

That is, the permuted input has bit 58 of the input as its first bit, bit 50 as its second bit, and so on, with bit 7 as its last bit. The permuted input block is then input to a complex key-dependent computation that is described below. The output of that computation, called the pre-output, is then subjected to the following permutation that is the inverse of the initial permutation:

$$\underline{IP^{-1}}$$

40	8	48	16	56	24	64	32
39	7	47	15	55	23	63	31
38	6	46	14	54	22	62	30
37	5	45	13	53	21	61	29
36	4	44	12	52	20	60	28
35	3	43	11	51	19	59	27
34	2	42	10	50	18	58	26
33	1	41	9	49	17	57	25

That is, the output of the algorithm has bit 40 of the pre-output block as its first bit, bit 8 as its second bit, and so on, until bit 25 of the pre-output block is the last bit of the output.

The key-dependent computation that uses the permuted input block as its input to produce the pre-output block consists, except for a final interchange of blocks, of 16 iterations of a calculation that is described below in terms of the function f . This function operates on two blocks, one of 32 bits and one of 48 bits, to produce a block of 32 bits.

Let the 64 bits of the input block to an iteration consist of a 32-bit block L , followed by a 32-bit block R . Using the notation defined above, the input block is then LR .

Let K be a block of 48 bits chosen from the 64-bit key. Then the output $L'R'$ of an iteration with input LR is defined by:

$$(1) \quad L' = R$$

$$R' = L \oplus f(R, K)$$

where \oplus denotes bit-by-bit addition modulo 2 (also known as exclusive-or or XOR).

As remarked before, the input of the first iteration of the calculation is the permuted input block. If $L'R'$ is the output of the 16th iteration, then $R'L'$ is the pre-output block. At each iteration, a different block K of key bits is chosen from the 64-bit key designated by **KEY**.

With more notation, the iterations of the computation can be described in more detail. Let KS be a function that takes an integer n in the range from 1 to 16 and a 64-bit block **KEY** as input. The output of KS is a 48-bit block K_n that is a permuted selection of bits from **KEY**. That is:

$$(2) \quad K_n = KS(n, \text{KEY})$$

with K_n determined by the bits in 48 distinct bit positions of **KEY**. KS is called the key schedule because the block K used in the n^{th} iteration of (1) is the block K_n determined by (2).

As before, let the permuted input block be LR . Finally, let L_0 and R_0 be respectively L and R , and let L_n and R_n be respectively L' and R' of (1) when L and R are L_{n-1} and R_{n-1} , respectively, and K is K_n ; that is, when n is in the range from 1 to 16,

$$(3) \quad \begin{aligned} L_n &= R_{n-1} \\ R_n &= L_{n-1} \oplus f(R_{n-1}, K_n) \end{aligned}$$

The pre-output block is then $R_{16}L_{16}$.

The key schedule KS of the algorithm is described in detail in Appendix A. The key schedule produces the 16 K_n values that are required for the algorithm.

2.2 DEA Inverse Transformation

The permutation IP^{-1} applied to the pre-output block is the inverse of the initial permutation IP

$$(4) \quad \begin{aligned} R &= L' \\ L &= R' \oplus f(L', K) \end{aligned}$$

Consequently, to apply the inverse transformation, it is only necessary to apply the *very same algorithm to a block of the protected data produced by the forward transformation*, taking care that at each iteration of the computation, *the same block of key bits K is used during the inverse transformation as was used during the forward transformation*.

Using the notation of the previous section, this can be expressed by the equations:

$$(5) \quad \begin{aligned} R_{n-1} &= L_n \\ L_{n-1} &= R_n \oplus f(L_n, K_n), \end{aligned}$$

where $R_{16}L_{16}$ is the permuted input block for the inverse transformation, and L_0R_0 is the pre-output block. That is, for the inverse transformation with $R_{16}L_{16}$ as the permuted input, K_{16} is used in the first iteration, K_{15} in the second, and so on, with K_1 used in the 16th iteration.

2.3 The Function f

A sketch of the calculation of $f(R, K)$ is given in [Figure 2](#).

Let E be the function that maps 32 bits to 48 bits as specified in [Table 1](#):

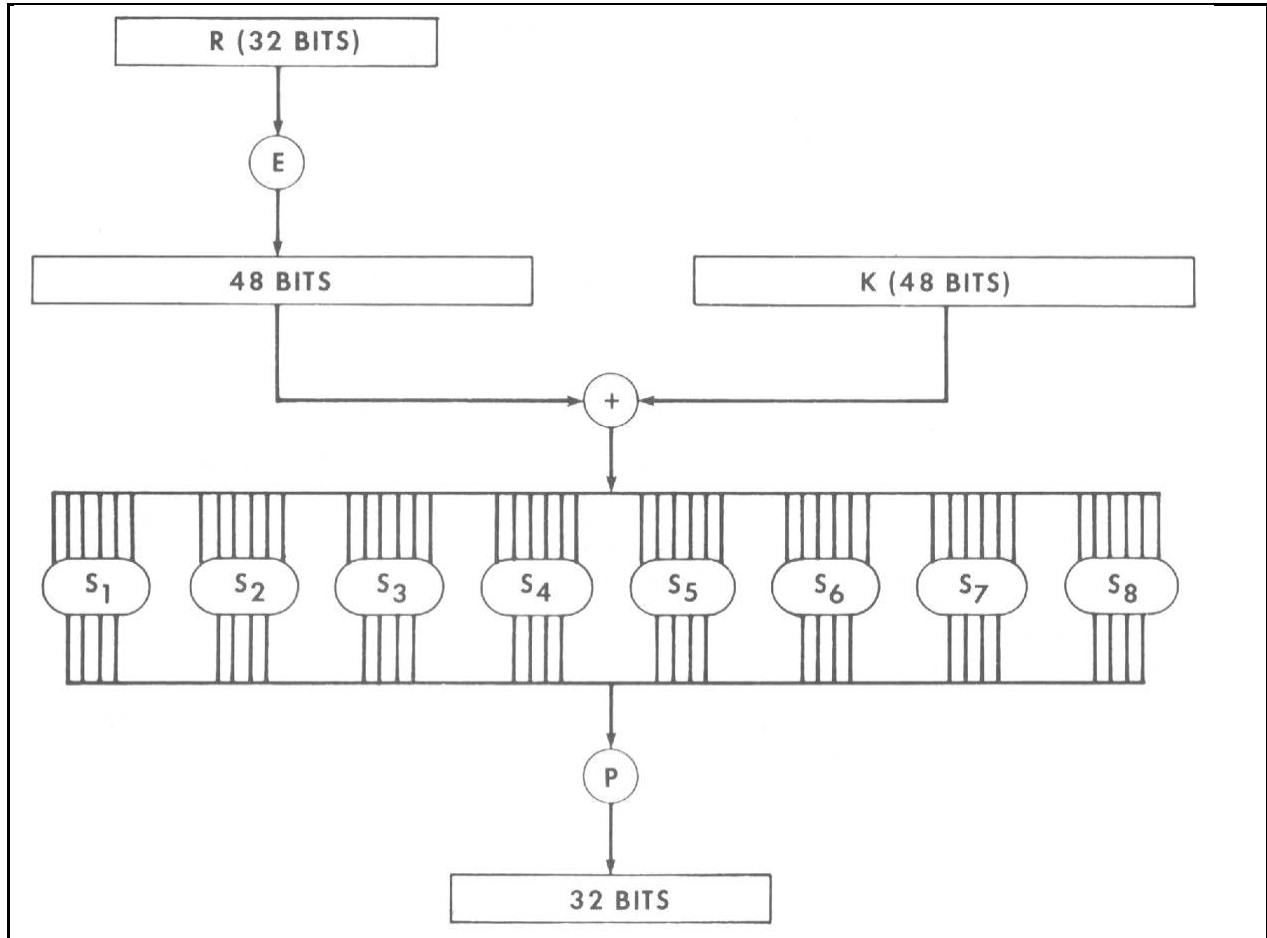


Figure 2. Calculation of $f(R, K)$

Table 1: E BIT-SELECTION TABLE

32	1	2	3	4	5
4	5	6	7	8	9
8	9	10	11	12	13
12	13	14	15	16	17
16	17	18	19	20	21
20	21	22	23	24	25
24	25	26	27	28	29
28	29	30	31	32	1

Thus, the first three bits of $E(\mathbf{R})$ are the bits in positions 32, 1 and 2 of \mathbf{R} , while the last two bits of $E(\mathbf{R})$ are the bits in positions 32 and 1.

Each of the unique selection functions S_1, S_2, \dots, S_8 , takes a 6-bit block as input and yields a 4-bit block as output and is illustrated by using Table 2. Table 2 contains S_1 .

Table 2: S_1

Row	Column Number															
No.	0	1	2	3	4	5	6	7	8	9	10	11	12	13	14	15
0	14	4	13	1	2	15	11	8	3	10	6	12	5	9	0	7
1	0	15	7	4	14	2	13	1	10	6	12	11	9	5	3	8
2	4	1	14	8	13	6	2	11	15	12	9	7	3	10	5	0
3	15	12	8	2	4	9	1	7	5	11	3	14	10	0	6	13

If S_1 is the function defined in this table, and \mathbf{B} is a block of 6 bits, then $S_1(\mathbf{B})$ is determined as follows: The first and last bits of \mathbf{B} represent, in base 2, a number in the range 0 to 3. Let that number be i . The middle 4 bits of \mathbf{B} represent, in base 2, a number in the range 0 to 15. Let that number be j . Using the table, look up the number in the i^{th} row and j^{th} column. It is a number in the range 0 to 15 and is uniquely represented by a 4-bit block. That block is the output $S_1(\mathbf{B})$ of S_1 for the input \mathbf{B} . For example, for input 011011, the row is 01 (i.e., row 1), and the column is determined by 1101 (i.e., column 13). The number 5 appears in row 1, column 13, so the output is 0101.

Selection functions S_1, S_2, \dots, S_8 of the algorithm appear in [Appendix A](#).

The permutation function P yields a 32-bit output from a 32-bit input by permuting the bits of the input block. Such a function is defined by Table 3:

Table 3: P

16	7	20	21
29	12	28	17
1	15	23	26
5	18	31	10
2	8	24	14
32	27	3	9
19	13	30	6
22	11	4	25

The output $P(\mathbf{L})$ for the function P defined by this table is obtained from the input \mathbf{L} by taking the 16th bit of \mathbf{L} as the first bit of $P(\mathbf{L})$, the 7th bit as the second bit of $P(\mathbf{L})$, and so on until the 25th bit of \mathbf{L} is taken as the 32nd bit of $P(\mathbf{L})$. The permutation function P of the algorithm is repeated in [Appendix A](#).

Now let S_1, \dots, S_8 be eight distinct selection functions, let P be the permutation function, and let E be the function defined above.

To define $f(\mathbf{R}, \mathbf{K})$, let $\mathbf{B}_1, \dots, \mathbf{B}_8$ be blocks of six bits each for which

$$(6) \quad \mathbf{B}_1\mathbf{B}_2\dots\mathbf{B}_8 = \mathbf{K} \oplus E(\mathbf{R}).$$

The block $f(\mathbf{R}, \mathbf{K})$ is then defined to be

$$(7) \quad P(S_1(\mathbf{B}_1)S_2(\mathbf{B}_2)\dots S_8(\mathbf{B}_8)).$$

Thus, $\mathbf{K} \oplus E(\mathbf{R})$ is first divided into the eight blocks as indicated in (6). Then each \mathbf{B}_i is taken as an input to S_i , and the eight blocks $S_1(\mathbf{B}_1), S_2(\mathbf{B}_2), \dots, S_8(\mathbf{B}_8)$ of four bits each are consolidated into a single block of 32 bits, which forms the input to P . The result (7) is then the output of the function f for the inputs \mathbf{R} and \mathbf{K} .

3. TRIPLE DATA ENCRYPTION ALGORITHM

3.1 Basic TDEA Forward and Inverse Cipher Operations

In this Recommendation, each TDEA forward and inverse cipher operation is a compound operation of the DEA forward and inverse transformations specified in [Section 2](#).

A TDEA key consists of three DEA keys for the cryptographic engine (**Key**₁, **Key**₂ and **Key**₃); the three keys are also called a key bundle (**KEY**). The use of three unique keys is defined for the TDEA forward and inverse cipher operations (e.g., encryption and decryption) such that **Key**₁ ≠ **Key**₂, **Key**₂ ≠ **Key**₃, and **Key**₃ ≠ **Key**₁; this version of TDEA is commonly known as three-key TDEA (3TDEA). A second option for the selection of the keys (commonly known as two-key TDEA, or 2TDEA) is allowed for legacy use only, as defined in [SP 800-131A](#),¹⁴ where **Key**₁ and **Key**₂ are unique, and **Key**₃ is the same as **Key**₁ (i.e., **Key**₁ ≠ **Key**₂, **Key**₂ ≠ **Key**₃, and **Key**₃ = **Key**₁). A key bundle **shall not** consist of three identical keys.

Let $F_{KeyX}(d)$ and $I_{KeyY}(d)$, respectively, represent the DEA forward and inverse transformations on data d using key bundle **KEY**. The following operations are used:

1. TDEA forward cipher operation: the transformation of a 64-bit block d into a 64-bit block O that is defined as follows:

$$O = F_{Key3}(I_{Key2}(F_{Key1}(d))).$$

2. TDEA inverse cipher operation: the transformation of a 64-bit block d into a 64-bit block O that is defined as follows:

$$O = I_{Key1}(F_{Key2}(I_{Key3}(d))).$$

3.2 TDEA Usage

TDEA **shall** be implemented using one or more of the modes of operation specified in [SP 800-38A](#), [SP 800-38B](#) and [SP 800-38E](#), or as specified in [SP 800-90A](#).

3.3 Keys

The TDEA keys **shall** be managed in accordance with [SP 800-57, Part 1](#). SP 800-57, Part 1 and [SP 800-131A](#) specify time frames during which TDEA may be used.

3.3.1 Key Requirements

For all TDEA modes of operation, three cryptographic keys (**Key**₁, **Key**₂, **Key**₃) define a TDEA key bundle. The bundle and the individual keys **shall**:

- a. Be kept secret;

¹⁴ SP 800-131A, *Transitions: Recommendation for Transitioning the Use of Cryptographic Algorithms and Key Lengths*.

- b. Be generated using an **approved** method¹⁵ that is based on the output of an **approved** random bit generator;¹⁶
- c. Be independent of other key bundles;
- d. Have integrity whereby each key in the bundle has not been altered in an unauthorized manner since the time it was generated, transmitted, or stored by an authorized entity;
- e. Be used in the appropriate order as specified by the particular mode;
- f. Be considered a fixed quantity in which an individual key cannot be manipulated while leaving the other two keys unchanged; and cannot be unbundled except for its designated purpose.

3.3.2 Weak Keys

There are a few keys that are considered weak for the DEA cryptographic engine. The use of weak keys can reduce the effective security afforded by TDEA and should be avoided. Keys that are considered weak are (in hexadecimal format):

- 01010101 01010101
- FEFEFEFE FEFEFEFE
- E0E0E0E0 F1F1F1F1
- 1F1F1F1F 0E0E0E0E

Note that the weak keys listed above and the semi-weak keys and the possibly weak keys listed below are expressed with odd parity, which is indicated in the rightmost bit of each byte.

Some pairs of keys encrypt plaintext to identical ciphertext and also should be avoided. These semi-weak keys are (in hexadecimal format):

- 011F011F010E010E and 1F011F010E010E01
- 01E001E001F101F1 and E001E001F101F101
- 01FE01FE01FE01FE and FE01FE01FE01FE01
- 1FE01FE00EF10EF1 and E01FE01FF10EF10E
- 1FFE1FFE0EFE0EFE and FE1FFE1FFE0EFE0E
- E0FEE0FEF1FEF1FE and FEE0FEE0FEF1FEF1

There are also 48 keys that produce only four distinct subkeys (instead of 16) - these are called possibly weak keys and should be avoided. These possibly weak keys are (in hex):

01011F1F01010E0E

1F1F01010E0E0101

E0E01F1FF1F10E0E

¹⁵ See [SP 800-133](#).

¹⁶ See [SP 800-90A](#) and [FIPS 140-2, Annex C](#).

0101E0E00101F1F1	1F1FE0E00E0EF1F1	E0E0FEFEF1F1FEFE
0101FEFE0101FEFE	1F1FFEFE0E0EFEFE	E0FE011FF1FE010E
011F1F01010E0E01	1FE001FE0EF101FE	E0FE1F01F1FE0E01
011FE0FE010EF1FE	1FE0E01F0EF1F10E	E0FEFEE0F1FEFEF1
011FFEE0010EFEF1	1FE0FE010EF1FE01	FE0101FEFE0101FE
01E01FFE01F10EFE	1FFE01E00EFE01F1	FE011FE0FE010EF1
FE01E01FFE01F10E	1FFEE0010EFEF101	FE1F01E0FE0E01F1
01E0E00101F1F101	1FFEFE1F0EFEFE0E	FE1FE001FE0EF101
01E0FE1F01F1FE0E	E00101E0F10101F1	FE1F1FFEFE0E0EFE
01FE1FE001FE0EF1	E0011FFE01010EFE	FEE0011FFE01010E
01FEE01F01FEF10E	E001FE1FF101FE0E	FEE01F01FEF10E01
01FEFE0101FEFE01	E01F01FEF10E01FE	FEE0E0FEFEF1F1FE
1F01011F0E01010E	E01F1FE0F10E0EF1	FEFE0101FEFE0101
1F01E0FE0E01F1FE	E01FFE01F10EFE01	FEFE1F1FFEFE0E0E
1F01FEE00E01FEF1	E0E00101F1F10101	FEFEE0E0FEFEF1F1

3.4 Usage Guidance

The security of TDEA is affected by the number of blocks processed with one key bundle. One key bundle **shall not** be used to apply cryptographic protection (e.g., encrypt) more than 2^{20} 64-bit data blocks.

Note that this limitation applies to a key bundle with three unique keys (i.e., 3TDEA); the use of TDEA with only two unique keys (i.e., 2TDEA) **shall not** be used to apply cryptographic protection (see [Section 3.1](#)).

Also, note that in the previous version of SP 800-67 (dated January 2012), 3TDEA was limited to processing 2^{32} 64-bit blocks, and 2TDEA was limited to 2^{20} blocks. These prior limitations **should** be considered when processing information protected using the 2012 or the original version of SP 800-67 (e.g., determining the risk of accepting the decrypted information when the limit provided in this revision for 3TDEA is exceeded or the information was encrypted using 2TDEA).

APPENDIX A: PRIMITIVE FUNCTIONS FOR THE DATA ENCRYPTION ALGORITHM

The choice of the primitive functions KS , S_1 , ..., S_8 and P is critical to the strength of the transformations resulting from the algorithm. The tables below specify the functions S_1 , ..., S_8 and P . For the interpretation of the tables describing these functions, see the discussion in [Section 2](#).

The primitive functions S_1 , ..., S_8 are:

S_1

14	4	13	1	2	15	11	8	3	10	6	12	5	9	0	7
0	15	7	4	14	2	13	1	10	6	12	11	9	5	3	8
4	1	14	8	13	6	2	11	15	12	9	7	3	10	5	0
15	12	8	2	4	9	1	7	5	11	3	14	10	0	6	13

S_2

15	1	8	14	6	11	3	4	9	7	2	13	12	0	5	10
3	13	4	7	15	2	8	14	12	0	1	10	6	9	11	5
0	14	7	11	10	4	13	1	5	8	12	6	9	3	2	15
13	8	10	1	3	15	4	2	11	6	7	12	0	5	14	9

S_3

10	0	9	14	6	3	15	5	1	13	12	7	11	4	2	8
13	7	0	9	3	4	6	10	2	8	5	14	12	11	15	1
13	6	4	9	8	15	3	0	11	1	2	12	5	10	14	7
1	10	13	0	6	9	8	7	4	15	14	3	11	5	2	12

S_4

7	13	14	3	0	6	9	10	1	2	8	5	11	12	4	15
13	8	11	5	6	15	0	3	4	7	2	12	1	10	14	9
10	6	9	0	12	11	7	13	15	1	3	14	5	2	8	4
3	15	0	6	10	1	13	8	9	4	5	11	12	7	2	14

S_5

2	12	4	1	7	10	11	6	8	5	3	15	13	0	14	9
14	11	2	12	4	7	13	1	5	0	15	10	3	9	8	6

4 2 1 11 10 13 7 8 15 9 12 5 6 3 0 14
 11 8 12 7 1 14 2 13 6 15 0 9 10 4 5 3

 S_6

12 1 10 15 9 2 6 8 0 13 3 4 14 7 5 11
 10 15 4 2 7 12 9 5 6 1 13 14 0 11 3 8
 9 14 15 5 2 8 12 3 7 0 4 10 1 13 11 6
 4 3 2 12 9 5 15 10 11 14 1 7 6 0 8 13

 S_7

4 11 2 14 15 0 8 13 3 12 9 7 5 10 6 1
 13 0 11 7 4 9 1 10 14 3 5 12 2 15 8 6
 1 4 11 13 12 3 7 14 10 15 6 8 0 5 9 2
 6 11 13 8 1 4 10 7 9 5 0 15 14 2 3 12

 S_8

13 2 8 4 6 15 11 1 10 9 3 14 5 0 12 7
 1 15 13 8 10 3 7 4 12 5 6 11 0 14 9 2
 7 11 4 1 9 12 14 2 0 6 10 13 15 3 5 8
 2 1 14 7 4 10 8 13 15 12 9 0 3 5 6 11

The primitive function P is:

16	7	20	21
29	12	28	17
1	15	23	26
5	18	31	10
2	8	24	14
32	27	3	9
19	13	30	6
22	11	4	25

Recall that K_n , for $1 \leq n \leq 16$, is the block of 48 bits of the algorithm in (2). Hence, to describe KS , it is sufficient to describe the calculation of K_n from a key (Key_i) of the key bundle for $n = 1, 2, \dots, 16$. That calculation is illustrated in [Figure 3](#). To complete the definition of KS , it is therefore sufficient to describe the two permuted choices, as well as the schedule of left shifts. One bit in each 8-bit byte of Key_i may be utilized for error detection in key generation, distribution and

storage. Bits 8, 16, ..., 64 are used for assuring that each byte is of odd parity. (Note that these eight parity bits have no effect on the operation of the algorithm.)

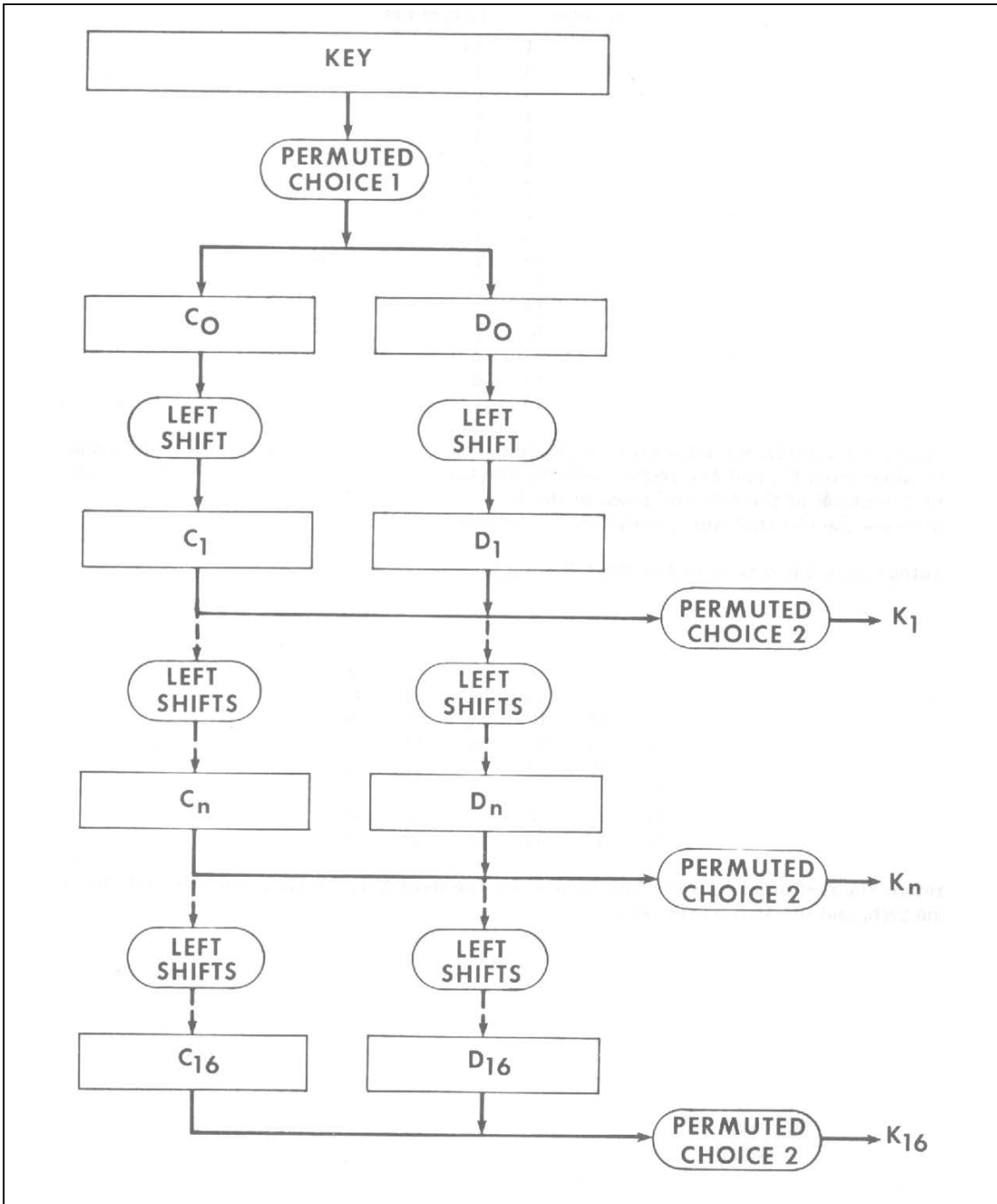


Figure 3: Key Schedule Calculation

Permuted choice 1 is determined by the following table:

<u>PC-1</u>						
57	49	41	33	25	17	9
1	58	50	42	34	26	18
10	2	59	51	43	35	27
19	11	3	60	52	44	36
63	55	47	39	31	23	15
7	62	54	46	38	30	22
14	6	61	53	45	37	29
21	13	5	28	20	12	4

The table has been divided into two parts, with the first part determining how the bits of $C_{(i)}$ are chosen, and the second part determining how the bits of $D_{(i)}$ are chosen. The bits of Key_i are numbered 1 through 64. The bits of $C_{(i)}$ are respectively bits 57, 49, 41, ..., 44 and 36 of Key_i , with the bits of $D_{(i)}$ being bits 63, 55, 47, ..., 12 and 4 of Key_i .

With $C_{(i)}$ and $D_{(i)}$ defined, the blocks C_n and D_n are obtained from the blocks C_{n-1} and D_{n-1} , respectively, for $n = 1, 2, \dots, 16$, by adhering to the following schedule of left shifts of the individual blocks:

<i>Iteration Number</i>	<i>Number of Left Shifts</i>
1	1
2	1
3	2
4	2
5	2
6	2
7	2
8	2
9	1
10	2
11	2
12	2
13	2

14	2
15	2
16	1

For example, C_3 and D_3 are obtained from C_2 and D_2 , respectively, by two left shifts, and C_{16} and D_{16} are obtained from C_{15} and D_{15} , respectively, by one left shift. In all cases, by a single left shift is meant a rotation of the bits one place to the left, so that after one left shift the bits in the 28 positions are the bits that were previously in positions 2, 3, ..., 28, 1.

Permuted choice 2 is determined by the following table:

<u>PC-2</u>					
14	17	11	24	1	5
3	28	15	6	21	10
23	19	12	4	26	8
16	7	27	20	13	2
41	52	31	37	47	55
30	40	51	45	33	48
44	49	39	56	34	53
46	42	50	36	29	32

Therefore, the first bit of K_n is the 14th bit of C_nD_n , the second bit of K_n is the 17th bit of C_nD_n , and so on, with the 47th bit of K_n as the 29th bit of C_nD_n , and the 48th bit of K_n as the 32nd bit of C_nD_n .

APPENDIX B: EXAMPLES OF TDEA OPERATIONS

Examples of the TDEA modes of operation specified in [SP 800-38A](#), [SP 800-38B](#) and [SP 800-38F](#) are available at <https://csrc.nist.gov/projects/cryptographic-standards-and-guidelines/example-values>.

Examples for the use of TDEA in the CTR_DRBG specified in [SP 800-90A](#) are also available at <https://csrc.nist.gov/projects/cryptographic-standards-and-guidelines/example-values>.

APPENDIX C: GLOSSARY

C.1 Terms

Approved	FIPS-approved or NIST-recommended: an algorithm or technique that is either 1) specified in a FIPS or NIST Recommendation, or 2) adopted in a FIPS or NIST Recommendation.
Authentication	Provides assurance of the authenticity and, therefore, the integrity of data.
Bit	A binary digit having a value of zero or one.
Block	In this Recommendation, a binary string, for example, a plaintext or a ciphertext, is segmented with a given length. Each segment is called a block. Data is processed block by block, from left to right.
Block Cipher Algorithm	A family of functions and their inverses that is parameterized by a cryptographic key; the function maps bit strings of a fixed length to bit strings of the same length.
Byte	A group of eight bits that is treated either as a single entity or as an array of eight individual bits.
Ciphertext	Encrypted (enciphered) data.
Cryptographic Key	A parameter that determines the transformation using DEA and TDEA forward and inverse operations.
Data Encryption Algorithm	The DEA cryptographic engine that is used by the Triple Data Encryption Algorithm (TDEA).
Decryption	The process of transforming ciphertext into plaintext.
Encryption	The process of transforming plaintext into ciphertext.
Exclusive-OR	The bit-by-bit modulo 2 addition of binary vectors of equal length.
Forward Cipher Operation/Forward Transformation	One of the two functions of the block cipher algorithm that is determined by the choice of a cryptographic key. The term “forward cipher operation” is used for TDEA, while the term “forward transformation” is used for DEA.
Inverse Cipher Operation/Inverse Transformation	The block cipher algorithm function that is the inverse of the forward cipher function. The term “inverse cipher operation” is used for TDEA, while the term “inverse transformation” is used for DEA.
Key	See cryptographic key.

Key Bundle	The three DEA cryptographic keys (Key_1 , Key_2 , Key_3) that are used with a TDEA mode.
Plaintext	Intelligible data that has meaning and can be read or acted upon without the application of decryption. Also known as cleartext.

C.2 Acronyms

2TDEA	Two-key TDEA.
3TDEA	Three-key TDEA.
CAVP	Cryptographic Algorithm Validation Program.
CMVP	Cryptographic Module Validation Program.
DEA	Data Encryption Algorithm, previously specified in FIPS 46 (now withdrawn).
FIPS	Federal Information Processing Standard.
NIST	National Institute of Standards and Technology.
SP	(NIST) Special Publication.
TDEA	Triple Data Encryption Algorithm.

APPENDIX D: REFERENCES

Federal information Processing Standards (FIPS) and NIST Special Publications (SPs) are available at <https://csrc.nist.gov/publications>.

- | | |
|---------------------|---|
| FIPS 140-2 | Federal Information Processing Standard (FIPS) 140-2, <i>Security Requirements for Cryptographic Modules</i> , May 25, 2001 (with updates through Change Notice 2, December 3, 2002). https://doi.org/10.6028/NIST.FIPS.140-2 . |
| FIPS 140-2, Annex C | Federal Information Processing Standard 140-2, Annex C, <i>Approved Random Number Generators</i> , January 4, 2016. https://csrc.nist.gov/CSRC/media/Publications/fips/140/2/final/documents/fips1402annexc.pdf . |
| SP 800-20 | NIST Special Publication 800-20, <i>Modes of Operation Validation System for the Triple Data Encryption Algorithm (TMOVS): Requirements and Procedures</i> , March 2012. https://doi.org/10.6028/NIST.SP.800-20 . |
| SP 800-38A | NIST Special Publication 800-38A, <i>Recommendation for Block Cipher Modes of Operation, Methods and Techniques</i> , December 2001. https://doi.org/10.6028/NIST.SP.800-38A . |
| SP 800-38A Addendum | NIST Special Publication 800-38A Addendum, <i>Recommendation for Block Cipher Modes of Operation: Three Variants of Ciphertext Stealing for CBC Mode</i> , October 2010. https://doi.org/10.6028/NIST.SP.800-38A-Add . |
| SP 800-38B | NIST Special Publication 800-38B, <i>Recommendation for Block Cipher Modes of Operation: The CMAC Mode for Authentication</i> , May 2005. https://doi.org/10.6028/NIST.SP.800-38B . |
| SP 800-38F | NIST Special Publication 800-38F, <i>Recommendation for Block Cipher Modes of Operation: Methods for Key Wrapping</i> , December 2012. https://doi.org/10.6028/NIST.SP.800-38F . |
| SP 800-57, Part 1 | NIST Special Publication 800-57 Part 1, Revision 4, <i>Recommendation for Key Management, Part 1: General</i> , January 2016. https://doi.org/10.6028/NIST.SP.800-57pt1r4 . |
| SP 800-90A | NIST Special Publication 800-90A Revision 1, <i>Recommendation for Random Number Generation Using Deterministic Random Bit Generators</i> , June 2015. https://doi.org/10.6028/NIST.SP.800-90Ar1 . |
| SP 800-131A | NIST Special Publication 800-131A Revision 1, <i>Transitions: Recommendation for Transitioning the Use of Cryptographic Algorithms and Key Lengths</i> , November 2015. https://doi.org/10.6028/NIST.SP.800-131Ar1 . |

SP 800-133

NIST Special Publication 800-133, *Recommendation for Cryptographic Key Generation*, December 2012.
<https://doi.org/10.6028/NIST.SP.800-133>.

APPENDIX E: REVISIONS

Version 1.1 modified the list of weak keys, correcting the third and fourth weak keys in the list. In addition, a note was inserted that the actual values of the parity bits were ignored when listing the weak and semi-weak keys.

In version 1.2, the following non-editorial modifications were made:

1. The authority section was updated, primarily to include a paragraph about validation testing.
2. References to American National Standard X9.52, *Triple Data Encryption Algorithm Modes Of Operation*, were removed, since the standard was withdrawn.
3. Various parts of SP 800-38 were referenced: SP 800-90 and FIPS 140-2, Annex C, were referenced for random bit generators; SP 800-131A was referenced for the transition away from two-key TDEA; and SP 800-133 was referenced for key generation.
4. The previous Section 1.1, *Basis*, was removed, since the information is provided in the Authority section.
5. The previous Section 1.2, *Applicability*, was removed.
6. In Table 3 of Section 2.3, the third entry in the first row was corrected to be “20.”
7. In Section 3.1, the relationship of the acceptable keys used for TDEA was further clarified.
8. In Section 3.5, the “should not” in the statement “One key bundle should not be used to process more than 2^{32} 64-bit data blocks when the keys conform to Keying Option 1...” was changed to “**shall not.**”
9. In Section 3.4.1, line 2, the “must” was changed to “**shall.**”
10. In Section 3.5, guidance for the use of Keying Options 1 and 2 was further clarified. In addition, the “should not” in the statement “One key bundle should not be used to process more than 2^{32} 64-bit data blocks when the keys conform to Keying Option 1...” was changed to “**shall not.**”
11. In Appendix D, additional references were provided for SP 800-131A and SP 800-133.
12. Appendix E was added to identify requirements that are the responsibility of entities that install, configure or use applications or protocols that incorporate TDEA.

SP 800-67 Revision 2 (November 2017) includes the following revisions:

1. Any text indicating that TDEA is approved for use by the Federal Government was removed. Approval for TDEA use will be indicated in SP 800-131A.

2. Forward, paragraph 2: Text was added to say that security also depends on the amount of data protected by the key. Also, a paragraph was removed that indicated that TDEA could be used through 2030. This issue will be addressed in SP 800-57, Part 1 and SP 800-131A.
3. Section 1, last line: SP 800-90A was included as a use for TDEA.
4. Section 1.2: The title was changed to allow a statement about using TDEA in the CTR_DRBG specified in SP 800-90A.

Para. 1: The SP 800-38 series of modes of operation that may use TDEA were explicitly listed. A statement about the approval of TDEA and its associated modes was removed. Approval for the use of TDEA and its modes will be addressed in SP 800-131A.

Para. 2: A statement about using TDEA in the CTR_DRBG was added.

5. Section 1.3, paragraph 3 was modified to reflect changes to the appendices (e.g., pointing to examples on NIST's web site). Changes to appendix numbers were reflected later in the document.
6. Section 3.1, paragraph 2: The wording was modified to allow the use of three unique keys for both applying cryptographic protection (e.g., encryption and the generation of message authentication codes) and reversing or verifying that protection (e.g., decryption and verifying a message authentication code). Also, the use of two-key TDEA was allowed for legacy use only.
7. Old Section 3.2 (TDEA Keying Options) was removed, since the information is provided in Section 3.1.
8. New Section 3.2 (Old Section 3.3, TDEA Modes of Operation): The title was changed to "TDEA Usage." The documents that use TDEA were explicitly identified.
9. New Section 3.4 (Old Section 3.5): Rewritten to further limit the number of blocks that may be used to apply cryptographic protection using TDEA. Warnings about processing (e.g., decrypting) information protected using the limits of previous versions of SP 800-67 were included.
10. Appendix B was modified to point to examples on the NIST web site, rather than including the examples in this version of SP 800-67.
11. Appendix C: A list of acronyms was added in Appendix C.2.
12. Appendix D: The references were updated, including adding a reference to SP 800-38F.
13. Old Appendix E was removed. This information is specific to the Cryptographic Algorithm Validation Program.