

ETD Dashboard: Turn Data Into Action

The Electronic Theses and Dissertations Dashboard equips you with insights into the global impact of your research.

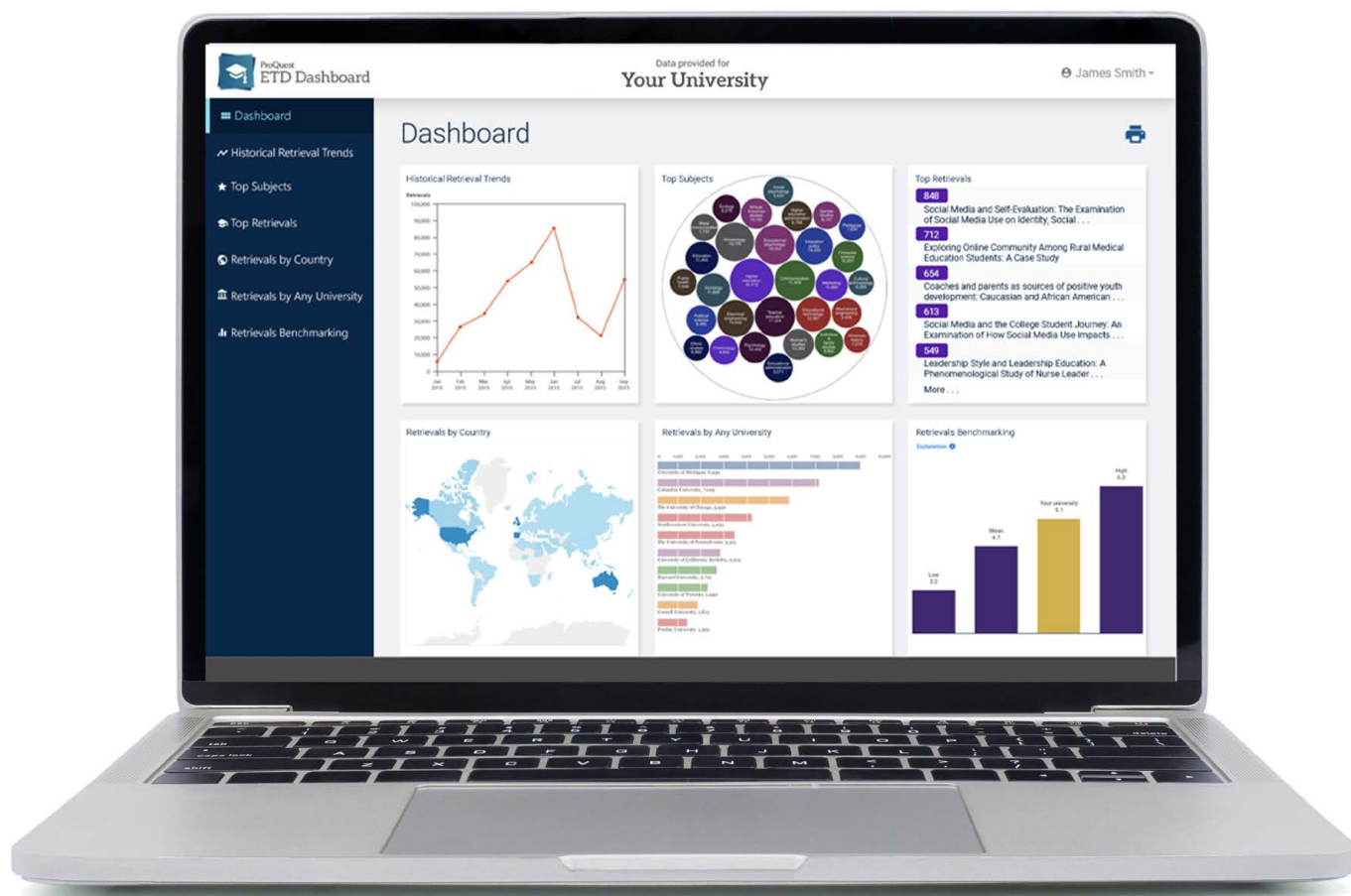
ProQuest, as the largest curated full-text collection of dissertations and theses in the world, is the destination to access the most cutting-edge discoveries from the world's top institutions.

Making research easily discoverable to a vast community of scholars amplifies its reach, increasing visibility for the institution and individual author. Now, when you include your theses and dissertations with ProQuest, you can measure your reach and **turn data into action** for your university.

The ETD Dashboard provides a visual snapshot of your institution's ETD usage insights so you can measure and validate the success and impact of opening your research to the world as part of the ProQuest Dissertations & Theses Global collection.

AMPLIFY THE IMPACT OF YOUR RESEARCH

DASHBOARD VIEW



- Use data to support funding initiatives and grant writing.
- Leverage comparison data and retrieval numbers to promote your university in marketing efforts for faculty and student recruitment.
- Educate graduate students about the impact of disseminating their research to the global scholarly community.




To talk to the sales department, contact us at **1-800-779-0137** or **sales@proquest.com**.



6 REPORT OPTIONS FOR DATA-DRIVEN DECISION-MAKING

1. TOP SUBJECTS REPORT




TECH TIP

Adjust the date range to show the current and long-lasting impact of research.

- Identify subject and department strengths for your university.
- Equip libraries with data to make decisions about resource investment in subject areas.

2. RETRIEVALS BENCHMARKING REPORT




TECH TIP

Select the degree type of Doctoral or Masters, or All.

- Track your institution's performance goals with benchmark monitoring against your peers.
- Benchmark against Carnegie Tiers, Times Higher Ed Top 200, or create your own comparison group.

3. RETRIEVALS BY COUNTRY




TECH TIP

Filter by subject to identify topics of interest for different countries.



- Understand the usage occurring around the world.

4. RETRIEVALS BY ANY UNIVERSITY REPORT




TECH TIP

Filter by your established benchmarking comparison groups.



- Reveal universities that are most interested in your graduate research and identify potential collaboration opportunities for future projects.

5. HISTORICAL RETRIEVAL TRENDS REPORT




TECH TIP

Save your filtered view to reuse quickly across other reports.

- Understand dissertation and theses usage trends over time to anticipate opportunities for program promotion and investment.

6. TOP RETRIEVALS REPORT



TECH TIP

Filter by format to see the difference in returns for Full Text versus Abstract and Indexes.

- Identify, recognize, and promote the most retrieved alumni authors and titles within your university.

To sign up for ETD Dashboard go to
about.proquest.com/go/etddashsignup



proquest.com

To talk to the sales department, contact us at
1-800-779-0137 or **sales@proquest.com**.