

Landscape Debris Burning

Proper Debris Burning Prevents Wildfire

Learn the How, What and When of preventing wildfires from improper burning:


How:



Don't burn unless weather conditions (particularly wind) are such that burning can be considered safe.

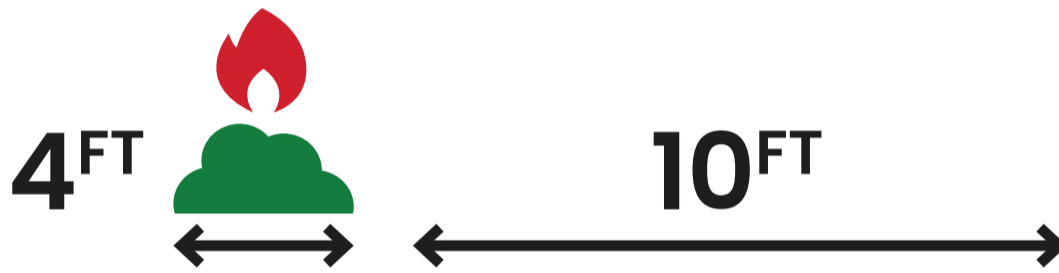


Keep a water supply and shovel close to the burning site.



A responsible adult is required by law to be in attendance until the fire is out.

Landscape debris piles must be in small 4-feet by 4-feet piles.




Clear all flammable material and vegetation within 10-feet of the outer edge of pile.

What:




No household trash or garbage can be burned outdoors at residences.



Dry, natural vegetation, grown on the property can still be burned outdoors in open piles, unless prohibited by local ordinances.

When:



Don't burn if it is windy and the surrounding vegetation is very dry.

Permits

Burning can only be done after obtaining required permits for permissive burn days. Check burn days by contacting your local air district.

For more information visit:
PreventwildfireCA.org
[#PreventWildfire](https://twitter.com/PreventWildfire) [#OneLessSpark](https://twitter.com/OneLessSpark)

