
SEE A DUST STORM? SUBMIT YOUR PHOTOS WITH GLOBE OBSERVER.



Download on the
App Store



GET IT ON
Google Play





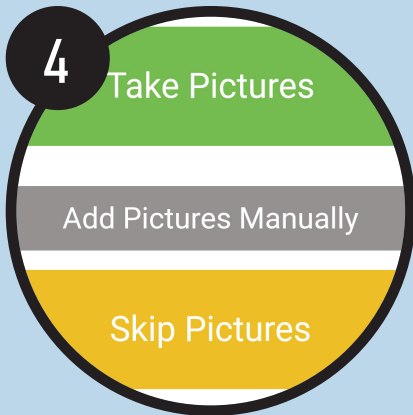
1 Download the **GLOBE Observer app**. Select Clouds and start a new observation.



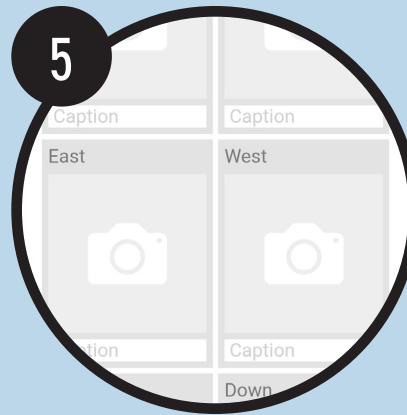
2 Select **OBSCURED**.



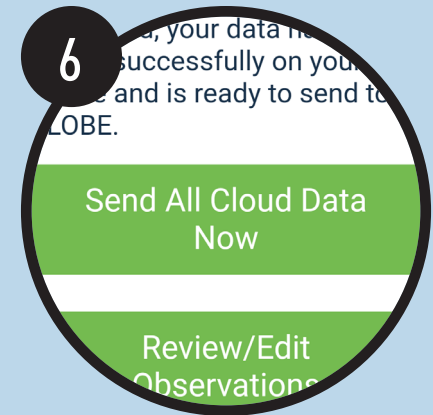
3 Select **DUST**. Tap continue and report ground conditions.



4 Select **ADD PICTURES MANUALLY**.



5 Tap on the camera icon to take photos. Point your camera straight at the horizon.



6 Send your observations when a cellular or WiFi signal is available.



Safety First! Protect yourself from dust. Observe from inside a building or car. Pull over, if needed.

Learn more at observer.globe.gov/dust