



KENTUCKY SOFTBALL 2017 | VS. TEXAS A&M | WEEK 12

UK Media Relations | 338 Lexington Ave, Lexington, KY, 40508 | www.UKathletics.com
 Softball Contact: Chris Shoals | Office: (859) 257-8437 | Cell: (513) 312-2489 | cmsh223@uky.edu
 Twitter: @UKSoftball, @UKCoachLawson, @UKAthletics

2017 SCHEDULE/RESULTS

Date	Opponent	Time (all ET)/Result
Feb. 10	vs. Florida A&M [^]	W, 4-2
Feb. 10	vs. (RV) Pittsburgh [^]	L, 3-1
Feb. 11	vs. (RV) Pittsburgh [^]	L, 6-3
Feb. 11	at (RV) Central Florida [^]	W, 6-3
Feb. 12	vs. Florida A&M [^]	W, 3-0
Feb. 15	at #5 UCLA	L, 6-2
Feb. 15	at #5 UCLA	W, 2-1 (11)
Feb. 17	vs. UC - Davis \$	W, 4-1
Feb. 17	vs. #7 Oregon \$	L, 5-4
Feb. 18	vs. Cal State Northridge\$	Cancelled (weather)
Feb. 24	vs. UConn %	W, 4-2
Feb. 24	vs. Florida A&M %	W, 2-0
Feb. 25	vs. Memphis %	W, 9-1 (5)
Feb. 25	at (RV) Florida Atlantic %	W, 6-2
Feb. 26	vs. Memphis %	W, 12-0 (5)
March 3	vs. Northern Illinois @	W, 2-0
March 3	at Southern Illinois @	W, 7-1
March 4	vs. University of Illinois at Chicago @	W, 6-2
March 9	DAYTON #	W, 1-0
March 10	EVANSVILLE #	W, 4-1
March 10	DREXEL #	W, 9-1
March 11	KENT STATE #	W, 2-0
March 12	#15 MICHIGAN #	W, 5-1
March 18	at #16 Georgia* [SEC Network]	W, 2-1
March 19	at #16 Georgia* [SEC Network]	L, 7-5
March 20	at #16 Georgia* [SEC Network]	L, 3-1
March 24	#22 ARKANSAS*	W, 2-1
March 25	#22 ARKANSAS* (1-DH)	W, 7-5
March 25	#22 ARKANSAS* (2-DH)	W, 2-0
March 29	at Northern Kentucky	W, 2-1
March 31	at #24 Ole Miss*	L, 7-1
April 1	at #24 Ole Miss* [ESPNU]	W, 1-0
April 2	at #24 Ole Miss* [SEC Network]	L, 4-0
April 5	WESTERN KENTUCKY [SEC Network]	Cancelled
April 7	#17 TENNESSEE*	L, 9-0 (5)
April 8	#17 TENNESSEE*	L, 5-2
April 9	#17 TENNESSEE*	L, 9-4
April 11	(RV) MARSHALL	Cancelled (weather)
April 12	at Louisville	W, 10-1 (6)
April 14	#3 FLORIDA*	L, 4-0
April 15	#3 FLORIDA*	W, 5-1
April 16	#3 FLORIDA*	L, 2-0
April 19	at Indiana	W, 6-2
April 21	at (RV) Missouri*	W, 4-2
April 22	at (RV) Missouri*	W, 4-0
April 23	at (RV) Missouri*	W, 10-8
April 25	at Eastern Kentucky	W, 5-0
April 26	at UT-Martin	W, 8-2
April 28	TEXAS A&M*	6 pm
April 29	TEXAS A&M* [SEC Network]	3 pm
April 30	TEXAS A&M*	1 pm
May 5	at Mississippi State* [Bases Loaded]	7:30 pm
May 6	at Mississippi State* [SEC Network]	4 pm
May 7	at Mississippi State*	2 pm
May 10-13	2017 SEC Tournament &	Knoxville, Tenn
May 18-21	NCAA Regionals (TBD)	TBA
May 25-28	NCAA Super Regionals (TBD)	TBA
May 31-June 6	Women's College World Series (Oklahoma City)	

All times Eastern and subject to change; Home games in bold; * denotes SEC game; ^ Denotes UCF Invitational; \$ denotes Mary Nutter Classic; % denotes FAU Invite; @ denotes Coach B Classic; # denotes John Cropp Classic; & denotes SEC Tournament

NO. 18 KENTUCKY HOSTS NO. 4/5 TEXAS A&M

After two midweek wins, the No. 18 Kentucky softball team will put its Southeastern Conference leading six-game winning streak on the line over the weekend against the No. 5/4 Texas A&M Aggies at John Cropp Stadium in Lexington. The series opener is slated for 6 p.m. ET on Friday night, with Saturday and Sunday's games coming at 3 p.m. and 1 p.m. This weekend will also serve as Senior Weekend, where the Wildcats will honor Meagan Prince, Breanne Ray and Shannon Smith as part of Saturday's Senior Day festivities. The Saturday game will be shown live on the SEC Network, ESPN3 and the WatchESPN app with Pam Ward (pxp) and National Pro Fastpitch commissioner Cheri Kempf (color) on the call.

Kentucky's offensive prowess has found its way back the last several weeks, as the Wildcats currently have four batters hitting over .300 on the season paced by Bailey Vick, who is at .350. Abbey Cheek, who has homers in two of the last four games, is in at .333 with 10 long balls on the season and a team-leading 33 RBI.

The Texas A&M Aggies enter the weekend as the No. 5/4 team in the nation with 40 wins to their credit thanks to a high-powered offense and great pitching from Samantha Show. The Aggies have seven players on their roster hitting over .300 on the season, including Riley Sartain who leads the team at .387 on the year who has 11 home runs and 37 RBI. In the circle, Show is 16-3 this year with a 1.42 ERA in just over 100 innings thrown.



KENTUCKY WILDCATS (18/19)

2017 Record: 32-13, 9-9 SEC
Ranking: 18 (USA Today/NFCA) | 19 (ESPN.com/USA Softball) | NCAA RPI: 17
Coach: Rachel Lawson (UMASS, 1994)
Career: 442-308 (13th season)
At UK: 352-226, 116-133 SEC (10th season)



TEXAS A&M AGGIES (5/4)

2017 Record: 40-5, 14-3 SEC
Ranking: 5 (USA Today/NFCA) | 4 (ESPN.com/USA Softball) | NCAA RPI: 5
Head Coach: Jo Evns (Utah, 1983)
Career: 1142-599-2 (31st season)
At Texas A&M: 829-389-2 (21st season)

CAT SCRATCHES

* Rachel Lawson is in her tenth season at the helm of the UK softball program and already ranks as the winningest head coach in school history. She was named SEC Coach of the Year in 2016 for the first time in her career.

* UK has played 16 of its last 25 games against teams in the top 25.

* UK's loss to Georgia on March 19 snapped a school-record 14-game winning streak.

* Kentucky has eight wins over top-25 teams, including vs. #3 Florida, at #5 UCLA, vs. #15 Michigan, at #16 Georgia, at #24 Ole Miss and three wins against #22 Arkansas.

* The Wildcats currently are 42nd in the NCAA with 70 stolen bases after being ranked 124th nationally in that category a season ago.

* UK beat Florida, becoming just the third team to beat the Gators all season. It was Kentucky's first win over Florida since the 2013 season in the opening game of John Cropp Stadium.

* UK has clinched postseason eligibility for the ninth year in a row under Rachel Lawson.

* The Wildcats have made every NCAA Tournament since 2009.

* UK is one of 20 teams in the nation with eight-straight NCAA Tournament appearances.



KENTUCKY SOFTBALL 2017 | VS. TEXAS A&M | WEEK 12

2017 KENTUCKY ALPHABETICAL ROSTER

No.	Name	Position	Class/EXP	Bats/Throws	Hometown (High School/Last College)
42	Brynlee Bigelow	IF/OF	Fr.	R/R	Somerset, Ky./Somerset Independent HS
11	Abbey Cheek	Utility	So.	R/R	Inman, S.C./Chapman HS
19	Kelsee Henson	Outfield	So.	L/R	Paducah, Ky./McCracken County HS
25	Brooklin Hinz	Outfield	Jr.	R/R	Olathe, Kan./St. Thomas Aquinas HS
21	Hannah Huffman	Outfield	So.	L/R	Lebanon, Ohio/Lebanon HS
88	Kaila Johnson	IF/OF	Fr.	R/R	Covington, Ga./Alcovy HS
24	Madison Kearschner	Outfield	So.	R/R	Louisville, Ky./Ballard HS
33	Alex Martens	Infield	Fr.	L/R	McHenry, Ill./McHenry West HS
44	Rachael Metzger	Catcher/Infield	Jr.	R/R	Bakersfield, Calif./Garces Memorial HS
22	Kierston Moore	Infield	Fr.	R/R	Marietta, Ga./Sprayberry HS
5	Meagan Prince	LHP	Sr.	L/L	Martin, Tenn./Westview HS
1	Sarah Rainwater	Outfield	So.	R/R	Nicholasville, Ky./East Jessimine HS
9	Breanne Ray	Outfield	Sr.	L/L	Benton, Ky./Marshall County HS
23	Katie Reed	Infield	So.	R/R	St. Louis, Mo./Oakville HS
8	Erin Rethlake	Utility	Jr.	L/L	Huntington, Ind./Huntington HS
28	Ashley Ruiz	RHP	Fr.	R/R	Aliso Viejo, Calif./Palm Aliso Niguel HS
6	Jenny Schaper	Catcher	So.	R/R	St. Louis, Mo./Lutheran HS
3	Shannon Smith	RHP	Sr.	R/R	Milford, Mass./Milford HS
30	Larissa Spellman	RHP	Fr.	R/R	Butler, N.J./Butler HS
2	Bailey Vick	Outfield	Fr.	R/R	Paducah, Ky./McCracken Co. HS

2017 KENTUCKY NUMERICAL ROSTER

No.	Name	Position	Class/EXP	Bats/Throws	Hometown (High School/Last College)
1	Sarah Rainwater	Outfield	So.	R/R	Nicholasville, Ky./East Jessimine HS
2	Bailey Vick	Outfield	Fr.	R/R	Paducah, Ky./McCracken Co. HS
3	Shannon Smith	RHP	Sr.	R/R	Milford, Mass./Milford HS
5	Meagan Prince	LHP	Sr.	L/L	Martin, Tenn./Westview HS
6	Jenny Schaper	Catcher	So.	R/R	St. Louis, Mo./Lutheran HS
8	Erin Rethlake	Utility	Jr.	L/L	Huntington, Ind./Huntington HS
9	Breanne Ray	Outfield	Sr.	L/L	Benton, Ky./Marshall County HS
11	Abbey Cheek	Utility	So.	R/R	Inman, S.C./Chapman HS
19	Kelsee Henson	Outfield	So.	L/R	Paducah, Ky./McCracken County HS
21	Hannah Huffman	Outfield	So.	L/R	Lebanon, Ohio/Lebanon HS
22	Kierston Moore	Infield	Fr.	R/R	Marietta, Ga./Sprayberry HS
23	Katie Reed	Infield	So.	R/R	St. Louis, Mo./Oakville HS
24	Madison Kearschner	Outfield	So.	R/R	Louisville, Ky./Ballard HS
25	Brooklin Hinz	Outfield	Jr.	R/R	Olathe, Kan./St. Thomas Aquinas HS
28	Ashley Ruiz	RHP	Fr.	R/R	Aliso Viejo, Calif./Palm Aliso Niguel HS
30	Larissa Spellman	RHP	Fr.	R/R	Butler, N.J./Butler HS
33	Alex Martens	Infield	Fr.	L/R	McHenry, Ill./McHenry West HS
42	Brynlee Bigelow	IF/OF	Fr.	R/R	Somerset, Ky./Somerset Independent HS
44	Rachael Metzger	Catcher/Infield	Jr.	R/R	Bakersfield, Calif./Garces Memorial HS
88	Kaila Johnson	P/OF	Fr.	R/R	Covington, Ga./Alcovy HS

2017 COACHING STAFF

Head Coach: Rachel Lawson (10th season)
Associate Head Coach: Kristine Himes (10th season)
Assistant Coach: Molly Johnson-Belcher (7th season)
Graduate Assistant: Griffin Joiner (2nd season)
Graduate Assistant: Sandra Simmons (1st season)

PRONUNCIATION GUIDE

BRYNLEE BIGELOW ... BRIN-lee BIG-uh-low
Brooklin HINZ ... HI-nz (like the "Heinz" Ketchup brand)
Madison KEARSCHNER ... Kersh-ner
Rachel METZGER ... Mets-gurr
KIERSTON Moore ... KEER-sten
Jenny SCHAPER ... Shape-er



KENTUCKY SOFTBALL 2017 | VS. TEXAS A&M | WEEK 12

WEEKLY SCHEDULE FOR UK SOFTBALL TEAM

MONDAY - 17	TUESDAY - 18	WEDNESDAY - 19	THURSDAY - 20	FRIDAY - 21	SATURDAY - 22	SUNDAY - 23
Off Day CATSPY Awards Memorial Coliseum 7 p.m. ET	Kentucky 5 EKU 0 FINAL	Kentucky 8 UT Martin 2 FINAL	Practice 1-4 p.m. ET John Cropp Stadium	Texas A&M at Kentucky 6 pm ET SEC Network+	Texas A&M at Kentucky 3 pm ET SEC Network	Texas A&M at Kentucky 1 pm ET SEC Network+

2017 QUICK FACTS

GENERAL INFORMATION

Location: Lexington, Kentucky
 Founded: 1865
 Enrollment: 30,000
 Nickname: Wildcats
 Colors: Blue and White
 Conference: Southeastern
 President: Dr. Eli Capilouto
 Athletic Director: Mitch Barnhart

COACHING/SUPPORT STAFF

Head Coach: Rachel Lawson
 Alma mater: UMASS, 1994
 Years at UK: Tenth Year
 Record at UK: 354-226, 116-133 SEC
 Career record: 444-308 (13th Year)
Assistant Coach: Kristine Himes
 Alma mater: Ohio State, 2003
 Years at UK: Tenth Year
Assistant Coach: Molly Johnson-Belcher
 Alma mater: Kentucky, 2010
 Years at UK: Seventh Year
GA: Sandra Simmons
 Alma mater: LSU, 2016
 Years at UK: First Year
GA: Griffin Joiner
 Alma mater: Kentucky, 2015
 Years at UK: Second Year

TEAM INFORMATION

2016 Record: 46-14
 SEC record: 17-7
 SEC Finish: 2nd (best-ever)
 NCAA Finish: Lexington Regional
 Final Ranking: 13/11
 Letterwinners: 13 returning, 7 lost
 Starters 5 returning, 6 lost
 Pitchers 3 returning, 1 lost
 Newcomers: 8

STADIUM INFORMATION

Stadium: John Cropp Stadium
 Capacity: 1,500
 Dimensions: L-200, C-220, R-200

MEDIA RELATIONS

Contact: Chris Shoals
 Office Phone: 859.257.8437
 Mobile Phone: 513.312.2489
 Email: cmsh223@uky.edu

Rethlake's Improvement

One of the key's to Kentucky's season is no doubt Erin Rethlake, both at the plate and in the circle. In week two of the season, she became a slapper - for the first time in her softball career - she is hitting .317 with 39 hits and 12 RBI. In the circle, she leads UK with a 1.36 ERA and a 9-2 record. Last year, Rethlake had the highest ERA on UK's pitching staff and was the worst statistical hitter than met UK's batting minimums. Rethlake pitched UK's games on Friday & Sunday against Florida and in 12.1 innings, gave up three runs.

Fifth and Sixth Success

UK has scored 38 runs in the fifth innings of games this season - and 36 in the sixth inning. The breakdown of UK runs by inning is as follows:

- 1st: 16 runs
- 2nd: 24 runs
- 3rd: 27 runs
- 4th: 19 runs
- 5th: 38 runs**
- 6th: 36 runs**
- 7th: 18 runs
- 8th: 0 runs
- 9th: 0 runs
- 10th: 0 runs
- 11th: 1 run

UK in the SEC/NCAA Stats

Here is how UK stacks up nationally in a few critical statistics as well as within the Southeastern Conference:

Stat	UK	SEC	NCAA rank
ERA	1.97	8th	28th
SB/Game	1.57	5th	42nd

Winning Streak

On March 12 – the Wildcats set a new program record with their 14th win in a row that dated back to Feb. 17 out in Cathedral City, California. UK had reached 12 wins three different times, with the latest coming in 2014 – but had never won 13 in a row. The Wildcats stretched it to 14 games before a Sunday loss at Georgia. During the stretch - here are the numbers.

Win streak by the numbers:

- Staff ERA - 0.74
- Home runs hit - 12
- Runs per game - 5.07
- Strikeouts of opponents - 109
- Hits allowed - 38
- Stolen bases - 41
- Opponent batting average - .121
- Shutouts - 5

MEDIA INFORMATION

Credentials

All media credential requests should be submitted at least 24 hours prior to home games through UK Media Relations contact Chris Shoals. Credentials can be picked up at the Joe Craft Center in the Media Relations office.

Media Services/Interviews

During games, media will be provided with a media guide as well as notes. Final results are available following each game. For fax service, please contact a member of the UK Media Relations Office. Phones are made available on a first-come, first-serve basis in the press box. Interviews with players and coaches are done in an informal manner on the field following each game. For assistance in locating any member of the UK team, find Chris Shoals for help. For assistance with opposing players and coaches, please see the opposing SID.

Practice Interviews

Head coach Rachel Lawson is available for interviews weekday mornings as well as immediately after practice. Her office is located at the Soccer/Softball Offices. Team practices take place from 1-4 p.m., daily during the season. All practices take place at John Cropp Stadium and are subject to change based on class schedules and travel as well as game schedules. Interviews with coaches and/or players are after practice and phone interviews may be arranged. Advance notice is requested for all interviews. Please arrange all interviews through the UK Media Relations Office and softball contact Chris Shoals.



KENTUCKY SOFTBALL 2017 | VS. TEXAS A&M | WEEK 12

NATIONAL RANKINGS [WEEK 11]

ESPN.com/USA Softball Poll

#	Team	Record	Previous
1.	Florida (17)	44-3	1
2.	Arizona (1)	45-4	2
3.	Florida State	43-3-1	3
4.	Texas A&M (1)	40-5	4
5.	Minnesota (1)	43-3	5
6.	Oregon	38-6	6
7.	Oklahoma	41-8	8
8.	Tennessee	41-6	9
9.	Washington	34-10	10
10.	Auburn	39-8	7
11.	Utah	30-9	11
12.	UCLA	33-12	14
13.	Baylor	36-9	13
14.	Alabama	37-11	12
15.	James Madison	39-6	15
16.	Louisiana	36-6	18
17.	Michigan	34-10-1	17
18.	LSU	34-14	16
19.	Kentucky	30-13	21
20.	BYU	32-10	19
21.	Ole Miss	31-16	20
22.	Illinois	34-11	RV
23.	Arizona State	27-14	24
24.	California	26-16	22
25.	Georgia	30-18	23

RV: Tulsa (22), Mississippi State (21), Arkansas (16), Ohio State (12), Marshall (11), South Carolina (11), North Carolina (10), Texas State (9), USC Upstate (9), Oklahoma State (1)

USA Today/NFCA Softball Poll

#	Team	Record	Previous
1	Florida (30)	44-3	1
2	Florida State	43-3-1	2
3	Arizona (1)	45-4	3
4	Minnesota (1)	43-3	5
5	Texas A&M	40-5	4
6	Oregon	38-6	6
7	Oklahoma	41-8	8
8	Washington	34-10	9
9	Auburn	39-8	7
10	Utah	30-9	10
11	Tennessee	41-6	11
12	UCLA	33-12	13
13	Alabama	37-11	12
14	James Madison	39-6	14
15	Baylor	36-9	15
16	Louisiana	36-6	17
17	LSU	34-14	16
18	Kentucky	30-13	20
19	Michigan	34-10-1	19
20	Ole Miss	31-16	18
21	BYU	32-10	21
22	Georgia	30-18	22
23	Arizona State	27-14	23
24	Arkansas	28-17	24
25	Marshall	35-7	RV

RV: Illinois (31), Tulsa (21), Mississippi State (13), South Carolina (11), Texas State (8), Missouri (6), North Carolina (5), Florida International (5), California (4), Saint Francis (Pa.) (4), Ohio State (1).

Kentucky in the Polls

	USA Softball	NFCA
Preseason	20	20
Feb. 13	23	22
Feb. 20	21	19
Feb. 27	20	19
March 7	20	19
March 14	18	17
March 21	17	18
March 28	16	16
April 4	20	20
April 11	22	21
April 18	21	20
April 25	19	18
May 2		
May 9		
May 16		
Final		

Scouting Texas A&M

The Texas A&M Aggies enter the weekend as the No. 5/4 team in the nation with 40 wins to their credit thanks to a high-powered offense and great pitching from Samantha Show. The Aggies have seven players on their roster hitting over .300 on the season, including Riley Sartain who leads the team at .387 on the year who has 11 home runs and 37 RBI. In the circle, Show is 16-3 this year with a 1.42 ERA in just over 100 innings thrown. Show is backed up in the circle by Lexi Smith who has pitched in 96 innings with a perfect 11-0 record and a 1.46 ERA.

Comparable opponents of Texas A&M

Kentucky vs. Michigan, UK won 5-1
Texas A&M vs. Michigan, TAMU won 3-0

Kentucky vs. Memphis, UK won two run-rule games
Texas A&M vs. Memphis, TAMU won one run-rule game

Kentucky vs. Ole Miss, UK lost a three-game series, 2-1
Texas A&M vs. Ole Miss, TAMU swept a three-game series

Kentucky vs. Missouri, UK swept a three-game series
Texas A&M vs. Missouri, TAMU won a three-game series, 2-1

Kentucky vs. Arkansas, UK swept a three-game series
Texas A&M vs. Arkansas, TAMU won a three-game series, 2-1

Kentucky vs. Georgia, UK lost a three-game series, 2-1
Texas A&M vs. Georgia, TAMU swept a three-game series

Record vs. common opponents: UK 12-3, TAMU 12-2

Series History vs. Texas A&M

The all-time series between Kentucky and Texas A&M is tied at 3-3. UK won the first-ever three-game series between the two teams in College Station back in 2014 before Texas A&M took the series in Lexington 2-1 the last time the two teams played, back in 2015. UK and TAMU did not play in 2016. This will be Texas A&M's second trip to Lexington. The programs had not met until TAMU's inclusion into the Southeastern Conference.

Good Spot in the RPI

The Wildcats checked in at No. 17 in the NCAA's week five release of the RPI (April 24). Kentucky has the No. 24 strength of non-conference schedule in the nation and has nine wins against the RPI top 20. The SEC is the No. 1 RPI confrence with nine of the top 25 teams in the country.

Rachel Lawson Elected to Serve on NCAA Softball Rules Committee

Head coach Rachel Lawson is serving her second season on the NCAA Rules Committee. She is focusing on the pace of play and duration of games as her main point of emphasis during her term.

Prince Sparkles in Hometown Return

Senior pitcher Meagan Prince threw a career-high 14 strikeouts on Wednesday in front of her hometown fans at UT-Martin. The Martin, Tennessee resident got the complete-game win as a stadium record 700+ people turned out to watch the game. The stands were completely filled over one hour prior to first pitch just to see Prince warm up along the 3B line.

Winning Streak

Kentucky is currently on a six-game winning streak, which is the longest active win streak in the Southeastern Conference.

Kara Dill Returns to Lexington

Texas A&M pitch caller and volunteer assistant coach Kara Dill is returning to Lexington this weekend, where she played her college softball. Coach Lawson and Dill coached together this summer in the NPF with the ScrapYard Dawgs in the program's inaugural year.



KENTUCKY SOFTBALL 2017 | VS. TEXAS A&M | WEEK 12

2017 TEAM LEADERS

Hitting

BATTING AVERAGE

Bailey Vick (.350)
Katie Reed (.344)
Abbey Cheek (.333)

AT-BATS

Katie Reed (157)
Alex Martens (135)
Abbey Cheek (132)

RUNS

Abbey Cheek (28)
Erin Rethlake (21)
Katie Reed (19)

HITS

Katie Reed (54)
Abbey Cheek (44)
Bailey Vick (41)

DOUBLES

Katie Reed, Bailey Vick (9)
Alex Martens (8)
Abbey Cheek (6)

TRIPLES

Breanne Ray (1)
Jenny Schaper (1)

HOME RUNS

Abbey Cheek (10)
Rachael Metzger (8)
Jenny Schaper (5)

RBI

Abbey Cheek (33)
Breanne Ray (21)
Alex Martens (19)

SLUGGING PCT.

Rachael Metzger (.686)
Abbey Cheek (.606)
Katie Reed (.439)

Pitching

ERA

Erin Rethlake (1.36)
Meagan Prince (1.50)
Shannon Smith (2.98)

STRIKEOUTS

Meagan Prince (148)
Erin Rethlake (59)
Shannon Smith (54)

FIELDING PERCENTAGE (min 10 chances)

Rachael Metzger, Bailey Vick (1.000)
Jenny Schaper (.997)
Katie Reed (.969)

Abbey Cheek Leading SEC

Sophomore Abbey Cheek leads the SEC with five home runs in conference play this season.

Road Sweep

Kentucky's three-game sweep on the road of Missouri was UK's first road sweep in SEC play this season. In 2016, Kentucky swept three of its five road series (Arkansas, South Carolina, LSU).

Winning Big Games

With Kentucky's win against No. 3 Florida, the Wildcats have now won two games against teams inside the top-five (UCLA). Last season, UK won five games against teams inside the top five before the postseason, including a sweep of No. 8 LSU on the road in Baton Rouge. This is the fifth-straight season under Rachel Lawson in which UK has two or more top-5 wins in a season.

Vick Named SEC Freshman of the Week

Bailey Vick was named the Southeastern Conference's Freshman of the Week, it was announced by the league offense on Tuesday afternoon. Vick was an instrumental part of Kentucky's 4-0 week, including a sweep of Missouri on the road for the first time all season.

On the week, Vick hit .400 with six hits, three runs scored, a double and an RBI. The freshman from Paducah, Kentucky, is hitting .336 on the season, which ranks third on the team and has 37 total hits on the season with eight doubles. The speedster has also stolen seven bases this season on nine attempts.

Kentucky Sweep

The Wildcats swept the Kentucky teams on its schedule in 2017, going 3-0 against in-state teams:

- @ Northern Kentucky, W, 4-1
- @ Louisville, W, 10-1 (6)
- @ Eastern Kentucky, W, 5-0

UK was slated to play WKU in April, but the game was cancelled due to weather.

Comeback for the Ages

UK was down by five runs at three different points in the game in Sunday's series finale against Mizzou, but rallied to score seven unanswered and six in the sixth inning alone to get the win. It was Kentucky's largest deficit overcome in a win (five runs) since Apr. 20, 2011 when Kentucky trailed Louisville by seven runs (7-0) and went on to win 14-8.

Cheeky-Good Power

With three HR's from Abbey Cheek in the series win over Mizzou, she has tied Brittany

MISC. STATS

Multi-Hit Games	2	3	4	5+	Total
Katie Reed	12	4	-	-	16
Abbey Cheek	12	2	-	-	14
Erin Rethlake	10	-	1	-	11
Bailey Vick	8	3	-	-	11
Alex Martens	8	1	-	-	9
Breanne Ray	4	3	-	-	7
Rachael Metzger	4	1	-	-	5
Jenny Schaper	5	-	-	-	5
Sarah Rainwater	3	-	-	-	3
Kierston Moore	1	-	-	-	1
Brooklin Hinz	1	-	-	-	1

Multi-RBI Games	2	3	4	5+	Total
Abbey Cheek	5	4	1	0	10
Rachael Metzger	2	1	2	-	5
Breanne Ray	1	3	1	-	5
Alex Martens	3	-	1	-	4
Erin Rethlake	4	-	-	-	4
Katie Reed	2	-	1	-	3
Kierston Moore	1	1	-	-	2
Jenny Schaper	1	1	-	-	2
Brooklin Hinz	-	1	-	-	1
Kelsee Henson	1	-	-	-	1
Bailey Vick	1	-	-	-	1

Hitting Streaks	Longest	Current
Katie Reed	8	5
Abbey Cheek	8	0
Alex Martens	5	3
Erin Rethlake	5	4
Bailey Vick	5	5
Jenny Schaper	4	3
Breanne Ray	3	1
Sarah Rainwater	3	1
Brooklin Hinz	3	0
Rachael Metzger	2	1
Kierston Moore	1	-
Kelsee Henson	1	-

Reach Base Streaks	Longest	Current
Alex Martens	17	6
Abbey Cheek	9	1
Jenny Schaper	8	-
Katie Reed	8	6
Brooklin Hinz	7	-
Breanne Ray	7	1
Bailey Vick	6	5
Erin Rethlake	5	4
Kierston Moore	4	-
Rachael Metzger	4	1
Sarah Rainwater	4	1
Kelsee Henson	1	-



KENTUCKY SOFTBALL 2017 | VS. TEXAS A&M | WEEK 12

Cervantes and Nikki Sagermann with 20 home runs in her first two seasons at UK. With her next homer, she would become the first UK player with 20+ home runs in her first two seasons. Cheek also joins Brittany Cervantes as the only player in school history to hit at least 10 home runs in each of their first two seasons at UK.

Prince's Win Against Florida

Meagan Prince got her second top-5 win of the season last weekend against Florida, 5-1. Prince faced 28 batters and allowed just one run on two hits and unbelievably threw 28 first-pitch strikes to the 28 batters she faced.

SEC Sweeps

With Kentucky's sweeps of No. 22 Arkansas and Missouri this season, the Wildcats have swept three of the last ten SEC series they have played, and five of the last 12. These totals date back to the start of conference play in 2016.

Home Sweet Home

Kentucky is 9-5 this season at John Cropp Stadium, with five wins over top-20 teams and three shutouts. The Wildcats won their first eight home games of the year before being swept by Tennessee.

Battle of the Bluegrass Victors

UK won its third-straight over in-state rival Louisville, 10-1 (6) for the Battle of the Bluegrass. The Wildcats' 10 runs scored were the second-highest offensive output of the season, just two runs shy of the season high vs. Memphis back in February down in Boca Raton, Fla., at FAU.

Metzger's Homers

Rachael Metzger hit two home runs in game two at Georgia on Sunday, March 19, marking the second time in successive weeks that she went yard in the same game (Drexel). Metzger had two home runs in her career entering 2017 - but has eight in 2017 including a grand slam against Memphis at the Florida Atlantic Invite.

WHEN WAS THE LAST TIME

A Kentucky hitter:

Hit 2 extra base hits.....Abbey Cheek (at Mizzou - HR, HR) 4/23/17
Hit 3 extra base hits Christian Stokes (vs. South Carolina - 2B, 2B, 2B) 4/18/15
Hit 2 home runsAbbey Cheek (at Mizzou - HR, HR) 4/23/17
Hit a Grand SlamAbbey Cheek (vs. UIC) 3/4/17
Had 5 hits Christian Stokes (vs. LBSU) 2/19/15
Scored 4 runs Griffin Joiner (vs. UNC - 4) 3/13/13
Had 5 RBI Nikki Sagermann (at FAU - 5) 2/21/14
Had 4 RBI Breanne Ray (vs. Tennessee - 4) 4/9/17
Had 4 walks Griffin Joiner (at Texas - 4) 2/16/14
Had 2 stolen bases Erin Rethlake (vs. Drexel - 4) 3/11/17
Hit for the cycle Brooke Marnitz (vs. Indiana State) 2/25/06
Hit an inside-the-park HR Sylver Samuel (vs. DePaul) 5/18/14

A Kentucky fielder:

Had 15 putouts Griffin Joiner (vs. South Carolina - 15) 4/18/15
Had 7 assists Griffin Joiner (vs. Kent State - 7) 3/23/14

A Kentucky pitcher:

Had 10 strikeouts Meagan Prince (14 - at UT Martin) 4/27/17
Pitched a one-hitter Erin Rethlake (vs. Dayton) 3/9/17
Pitched a no-hitter Meagan Prince (vs. Northern Kentucky) 3/22/16
Pitched a perfect game Chanda Bell (vs. Austin Peay Game 1) 4/6/11
 Rachel Riley (vs. Austin Peay Game 2) 4/6/11

An Opponent hitter:

Hit 2 extra base hits Nikki Udria (Oregon - HR, HR) 2/13/15
Hit 2 home runs Nikki Udria (Oregon - HR, HR) 2/13/15
Scored 4 runs Kristi DiMarco (Ole Miss - 4) 3/24/01
Had 5 RBI Scarlet McSwain (Tennessee - 5) 4/9/17
Had 3 walks Amanda Lorenz (Florida) 4/16/17
Had 3 strikeouts Kayla Roberts (Florida) 4/15/17
Had 2 stolen bases Ashley Gue (Marshall - 2) 4/9/13

An Opponent fielder:

Had 15 putouts Danielle Wheaton (Florida - 15) 4/16/15
Had 7 assists Sami Fagan (Missouri - 7) 3/15/14

An Opponent pitcher:

Had 10 strikeouts Kelly Barnhill (Florida - 15) 3/29/16
Pitched a one hitter Carley Hoover (LSU) 4/9/16
Pitched a no-hitter Kelly Barnhill (Florida) 4/16/17

TRACKING KENTUCKY'S EXTRA-BASE HITS IN 2016/CAREER

Player	Doubles 2017 (career)	Triples 2017 (career)	Home Runs 2017 (career)	Totals 2017 (career)
Abbey Cheek	6 (14)	0 (3)	10 (20)	16 (38)
Kelsee Henson	0 (1)	0 (0)	0 (1)	0 (2)
Brooklin Hinz	4 (19)	0 (0)	2 (10)	6 (31)
Hannah Huffman	0 (0)	0 (0)	0 (0)	0 (0)
Madison Kearschner	0 (0)	0 (0)	0 (0)	0 (0)
Rachael Metzger	4 (9)	0 (0)	8 (10)	12 (19)
Sarah Rainwater	2 (2)	0 (0)	0 (0)	2 (2)
Breanne Ray	5 (15)	1 (1)	2 (10)	8 (26)
Katie Reed	9 (16)	0 (2)	2 (5)	11 (24)
Erin Rethlake	3 (5)	0 (0)	0 (0)	3 (5)
Jenny Schaper	5 (13)	1 (1)	5 (9)	11 (23)
Brynlee Bigelow	0 (0)	0 (0)	0 (0)	0 (0)
Kalia Johnson	0 (0)	0 (0)	0 (0)	0 (0)
Alex Martens	7 (7)	0 (0)	3 (3)	10 (10)
Morgan McCallum	0 (0)	0 (0)	0 (0)	0 (0)
Kierston Moore	0 (0)	0 (0)	1 (1)	1 (1)
Ashley Ruiz	0 (0)	0 (0)	0 (0)	0 (0)
Larissa Spellman	0 (0)	0 (0)	0 (0)	0 (0)
Bailey Vick	10 (10)	0 (0)	0 (0)	10 (10)
TOTALS	55 (111)	2 (7)	33 (69)	88 (186)



KENTUCKY SOFTBALL 2017 | VS. TEXAS A&M | WEEK 12

WINS OVER TOP-25 TEAMS RACHEL LAWSON ERA

The Breakdown

Total wins over top 25: 81
Total wins over top 10: 42
Total wins over top 5: 23

Career wins over top-25 opponents

Date	Opponent	Score
4/16/17	vs. No. 3 Florida	5-1
4/1/17	at No. 24 Ole Miss	1-0
3/25/17 (2)	vs. No. 22 Arkansas	2-0
3/25/17 (1)	vs. No. 22 Arkansas	7-5
3/24/17	vs. No. 22 Arkansas	2-1
3/19/17	at No. 16 Georgia	2-1
3/12/17	vs. No. 15 Michigan	5-1
2/17/17	at No. 5 UCLA	2-1 (11)
5/22/16	vs. No. 25 Utah	4-0
4/22/16	at No. 4 Alabama	3-2
4/17/16	vs. No. 18 Missouri	3-2
4/15/16	vs. No. 18 Missouri	7-6
4/11/16	at No. 8 LSU	2-0
4/10/16	at No. 8 LSU	3-0
4/9/16	at No. 8 LSU	1-0
2/15/16	at No. 22 Arizona State	5-3
2/15/16	vs. No. 20 Utah	1-0
2/13/16	vs. No. 4 Oregon	8-6
2/12/16	vs. No. 25 Notre Dame	10-7
5/17/15	at No. 16 Notre Dame	4-3
4/6/15	vs. No. 5 Alabama	2-1
3/28/15	vs. No. 1 LSU	5-2
3/27/15	vs. No. 1 LSU	3-1
3/8/15	at No. 20 Texas A&M	3-2
2/19/15	vs. No. 10 Arizona	5-2
2/8/15	at No. 5 Florida State	3-1
5/29/14	vs. No. 6 La.-Lafayette	4-1
5/25/14	at No. 3 UCLA	7-1
5/25/14	at No. 3 UCLA	7-3
5/17/14	vs. No. 25 James Madison	2-1
5/9/14	vs. No. 25 LSU	4-3 (9)
5/8/14	vs. No. 7 Tennessee	2-0
4/27/14	vs. No. 8 Tennessee	5-2
4/5/14	vs. No. 18 Texas A&M	5-3
4/6/14	vs. No. 18 Texas A&M	4-2 (10)
3/30/14	vs. No. 21 Auburn	2-1
3/15/14	at No. 16 Missouri	8-7 (8)
3/15/14	at No. 16 Missouri	3-2
2/16/14	vs. No. 15 Texas	6-5
2/15/14	vs. No. 15 Texas	6-4
2/7/14	vs. No. 2 Oklahoma	5-4 (10)
5/5/13	at No. 7 Alabama	9-5 (8)
5/4/13	at No. 7 Alabama	5-0
4/27/13	vs. No. 11 Missouri	8-2
4/24/13	vs. No. 7 Louisville	2-1
4/12/13	vs. No. 3 Florida	4-2
3/13/13	vs. No. 25 North Carolina	18-0
2/15/13	vs. No. 16 Washington (N)	3-2
2/10/13	vs. No. 20 Stanford (N)	3-1
2/8/13	vs. No. 3 Cal (N)	3-2 (9)
5/6/12	vs. No. 22 LSU	1-0
5/5/12	vs. No. 22 LSU	2-1
5/4/12	vs. No. 22 LSU	4-3 (8)
4/29/12	at No. 2 Florida	5-1
4/27/12	at No. 2 Florida	2-0
4/13/12	vs. No. 10 Georgia	4-0
4/13/12	vs. No. 10 Georgia	4-1
3/30/12	at No. 9 Tennessee	5-3
3/24/12	at No. 18 Auburn	5-2
3/23/12	at No. 18 Auburn	8-4 (8)
5/28/11	vs. No. 5 California	8-0 (5)
5/22/11	at No. 2 Michigan	2-1
5/21/11	at No. 2 Michigan	7-6
5/20/11	vs. No. 21 Notre Dame (N)	8-0 (5)
5/7/11	vs. No. 23 Auburn	10-2 (6)
4/3/11	vs. No. 5 Florida	9-2
4/2/11	vs. No. 5 Florida	7-6
4/1/11	vs. No. 5 Florida	10-2 (6)
3/18/11	at No. 25 LSU	6-1
3/13/11	vs. No. 7 Tennessee	5-4 (10)
3/11/11	vs. No. 7 Tennessee	9-5
2/11/11	vs. No. 22 Ohio State (N)	9-0 (5)
5/21/10	at No. 19 Ohio State	6-5
4/17/10	at No. 3 Florida	5-3
3/27/10	vs. No. 7 Georgia	4-2
3/16/10	vs. No. 5 Alabama	5-4
2/11/10	at No. 5 Arizona State	5-2
5/7/09	vs. No. 7 Georgia (N)	2-0
4/18/09	vs. No. 12 Tennessee	6-5
3/7/09	at No. 19 LSU	6-5 (8)
3/15/08	at No. 6 Tennessee	2-1 (8)

The Wins

Home: 34 | Away: 30 | Neutral: 14 | SEC Opponents: 48

2017 UK HONORS

Erin Rethlake

-Kayla Broad's SECN "Saturday Star" (4/22)

Bailey Vick

-SEC Freshman of the Week (4/25)

Abbey Cheek

-CollegeSports Madness SEC Player of Week

GAME NOTES (CONT'D)

Lawson Cracks the Athens Code

UK's 2-1 win at No. 16 Georgia in game one of that series was UK's first win at Jack Turner Stadium in Athens since 2007, and marked Rachel Lawson's first win at UGA since taking over as UK's head coach in 2008.

Three Tourney Crowns in Three Weeks

The Wildcats won the last three non-conference weekend tournaments that they participated in, with perfect records in all three:

*FAU Invite, Boca Raton, Florida (5-0)

*Coach B Classic, Carbondale, Illinois

(3-0)

*John Cropp Classic, Lexington, (5-0)

Smaller and Smaller ERA's

Entering the weekend of April 7-9 vs. Tennessee Kentucky's pitching staff sported a 1.70 ERA, which is comparable to the 2016 team's ERA of 1.62 through 32 games a season ago. Last season, UK set a school record with its lowest ERA ever in a season - with a 1.71. Through 28 games, the ERA was exactly the same as 2016 (1.57).

Homers on Homers

UK's bats came to life at the John Cropp Classic in Lexington, hitting six home runs on the weekend after hitting a total of 13 as a team in the previous 17 games. UK hit four HR's against Drexel, which was the most HR's in a single game since UK hit four vs. Tennessee Tech on Feb. 28, 2015. The homers came from:

--Brooklin Hinz (vs. Evansville, Solo)

--Rachael Metzger (vs. Drexel, 2-R HR)

--Abbey Cheek (vs. Drexel, 3-R HR)

--Rachael Metzger (vs. Drexel, 2-R HR)

--Breanne Ray (vs. Drexel, Solo)

--Breanne Ray (#15 Michigan, 3-R HR)

UK'S RECORD WHEN ...

	All	SEC
One-run game	6-1	3-0
Single game	18-9	7-9
First of Day	7-2	1-0
Second of Day	7-2	1-0
Home	9-5	4-5
Away	14-5	5-4
Neutral	9-3	0-0
vs. Kentucky schools	3-0	0-0
vs. Top 10	2-5	1-2
vs. Top 25	8-11	6-9
UK scores first	23-3	7-1
UK scores 0-2 runs	10-9	4-7
UK scores 3-5 runs	10-4	3-2
UK scores 6-9 runs	9-0	1-0
UK scores 10+ runs	3-0	1-0
Opp. scores first	8-10	2-8
Opp. scores 0-2 runs	29-1	7-1
Opp. scores 3-5 runs	1-7	0-5
Opp. scores 6-9 runs	1-5	1-3
Opp. scores 10+ runs	0-0	0-0
UK has 3 or fewer hits	0-4	0-4
UK has 4-6 hits	10-6	3-3
UK has 7-9 hits	10-3	4-2
UK has 10+ hits	12-1	2-1
Opp. has 3 or fewer hits	15-1	2-1
Opp. has 4-6 hits	12-3	5-2
Opp. has 7-9 hits	3-5	1-3
Opp. has 10+ hits	2-4	1-3
UK has no errors	20-3	3-2
UK has 1 error	10-6	3-4
UK has 2+ errors	3-4	2-3
Leading or tied after 4 innings	21-1	8-0
Leading or tied after 5 innings	23-1	8-0
Leading or tied after 6 innings	26-1	9-0
Trailing after 4 innings	4-11	1-9
Trailing after 5 innings	2-11	1-9
Trailing after 6 innings	0-11	0-9
Extra-inning games	1-0	0-0
UK hits a double	25-8	7-4
UK hits a triple	2-0	0-0
UK hits a home run	17-5	4-3
UK has 2-3 extra base hits	23-5	4-2
UK has 4+ extra base hits	11-1	1-1
UK steals a base	26-7	6-3
UK steals 2+ bases	17-1	1-0
In February	10-4	0-0
In March	13-3	4-3
In April	9-6	5-6
In May	0-0	0-0
On Monday	0-1	0-1
On Tuesday	1-0	0-0
On Wednesday	5-1	0-0
On Thursday	1-0	0-0
On Friday	10-5	2-3
On Saturday	11-2	6-1
On Sunday	4-4	1-4



GAME NOTES CONTINUED FROM PAGE 7

Offensive Explosion

Kentucky scored nine runs and 12 runs in its two games against Memphis. Those were the two best offensive performances by a UK team since March of 2016 when it beat Arkansas by double-digit runs in the series.

FAU Invite Champions

Kentucky won the Florida Atlantic Invitational Championship over the weekend of Feb. 24-16 in Boca Raton, going 5-0 against the field including a win over (RV) FAU in the Saturday night featured game of the weekend.

Grand Slam Central

Junior catcher Rachael Metzger hit her first-career grand slam on Sunday against Memphis, in the top of the second inning to put UK up, 4-0. It was her second home run of the season and fourth-career long bomb after not hitting one her sophomore season.

A week later in Carbondale - Abbey Cheek belted a go-ahead homer against Illinois-Chicago in a 2-2 game in the bottom of the fifth inning. UK ended up winning 6-2, with her grand slam making the difference.

Stealing All The Bases

UK has stolen 70 bases this season through the opening 11 weeks of 2017. Last season through 11 weeks the Wildcats successfully stole just 52 bases, 18 less than this season. The Wildcats rank 42nd nationally in stolen bases per game, and Erin Rethlake ranks 64th individually - as she is 17-for-18 this season and that ranks third in the SEC.

Holding Onto Leads

The Wildcats are 21-0 this season when leading after four innings and 23-1 when leading through five innings this season. The Wildcats have scored first in 25 of their 45 games and UK is 23-2 in those games (UCLA - game 1 of DH, UGA - game 2 are the only two losses).

Schaper's HR in Westwood

Jenny Schaper hit a towering HR to deep center at Easton Stadium on Wednesday, Feb. 17 to give UK a win at No. 5 UCLA, 2-1 in extra innings. Meagan Prince pitched the entire game, throwing 162 pitches - a new career high by over 40 pitches - to give Kentucky its fourth win of the season.

Tough Sledding Early

In keeping with tradition - Kentucky played one of the toughest non-conference

schedules in the country to date, with games against No. 19 Pitt twice, two games against No. 5/4 UCLA, and a game against No. 4/6 Oregon - all inside of the first two weekends of play. The Wildcats are 2-2 against top-15 teams this season with wins over #5 UCLA and #15 Michigan.

"Buzz"ing Through Michigan

UK outfielder Breanne Ray hit a key three-run HR in the bottom of the sixth inning to give Kentucky a 5-1 lead over #15 Michigan. It was her second HR in three nights in the John Cropp Classic. She is hitting .294 on the season, which is a career high number.

Martens Stepping Up

With Katie Reed moving to SS, Alex Martens has been great filling in at second base as a true freshman - hitting at a .281 mark with 48 total bases and 11 two-out RBI. The freshman had a two-run, two-out RBI single against Oregon at the Mary Nutter Classic in the fifth inning to put the Wildcats up, 4-1 at the time.

Katie Reed Moving to SS

After a sensational season as Kentucky's second basemen - sophomore Katie Reed has moved over to shortstop for 2017. She went 7-for-19 on opening weekend in Orlando, hitting .368 with a double and an RBI. In the field, Reed made just five miscues and several inning-saving plays for the UK defense.

Freshman Making an Impact Right Away for the Wildcats

UK started many freshman on opening weekend, and a lot of them had a major impact on games for "career-firsts" -

* Alex Martens had a walk-off HR in her first-career game against FAMU

* Larissa Spellman was perfect through four innings and faced the minimum through five innings in her first-career start - a win over FAMU.

* Kierston Moore hit her first-career HR against Central Florida, a 3-run shot. It was the eventual game-winning runs that crossed the plate on her bomb.

* Bailey Vick went 3-for-3 in her first game as a Wildcats and stole two bases.

Shannon Smith Gets Opening Day Nod

Senior Shannon Smith got the ball from Rachel Lawson on opening Day, the first Opening-Day start of her career. She struck out 12 FAMU batters in a 4-2 win - throwing all seven innings in the game.

Wildcats Hitting the Long Ball Early

UK hit six home runs over the duration of opening weekend - with three of them coming

as multi-run HR's:

- *Jenny Schaper (2)
- *Abbey Cheek
- *Rachael Metzger
- *Kierston Moore
- *Alex Martens

Sharing the Wealth

Kentucky had one of the best two-headed monsters in all of NCAA softball in the circle with Kelsey Nunley and Meagan Prince both earning 21 hits en route to the best regular season in program history. Rachel Lawson gave all four UK pitchers a start on Opening Weekend, with Prince earning two starts - against Pittsburgh and Central Florida. The Wildcat pitchers now all have either five or six starts this season and have all thrown upwards of 25 innings this season.

Cats in the National Spotlight

UK will appear in front of a national television audience at least nine times in 2017, it was announced Thursday as ESPN and its family of networks unveiled its Southeastern Conference softball television schedule.

Two games at John Cropp Stadium will be showcased to a national television audience, including a non-conference midweek showdown on April 5 at 7 p.m. ET on the SEC Network versus Western Kentucky and one game of the Senior Weekend series vs. Texas A&M on April 30.

All games that are shown on ESPN family of networks will also be live streamed in HD on ESPN3 and the WatchESPN app as well on computers, laptops, smart phones and tablets

Lawson Names Captains for 2017

Head coach Rachel Lawson, who enters her 10th year as the head coach at Kentucky, announced that six players would be captaining the 2017 squad, led by three seniors. Brooklin Hinz, Meagan Prince, Breanne Ray, Katie Reed, Jenny Schaper and Shannon Smith were all named captains via a voting process by the Kentucky Softball program.

Griffin Joiner Called Into USA Softball National Team Camp

Former University of Kentucky softball player, and current graduate assistant, Griffin Joiner, has received an invitation to the 2017 USA Softball Women's National Team Selection Camp, it was announced by the Amateur Softball Association (ASA) and USA Softball on Nov. 9, 2016.



GAME NOTES CONTINUED FROM PAGE 8

Lawson Inks Four in 2017 Class

Pitcher Grace Baalman (Calhoun, Illinois), shortstop and utility player Lauren Johnson (Owensboro, Kentucky), infielder Mallory Peyton (Madisonville, Kentucky) and pitcher Bethany Todd (Woodford County, Kentucky) all signed with the Wildcats in the early signing window, adding three players from the Bluegrass state to the roster, in addition to one from Illinois.

Molly Johnson-Belcher Inducted into UK Athletics Hall of Fame

Molly Johnson-Belcher, a current assistant coach for UK, became a member of the UK Athletics Hall of Fame this fall.

Here is her UK bio: (2007-10) Program's first All-American ... UK's first four-time All-SEC honoree ... NFCA Scholar-Athlete ... Led UK to its first NCAA Tournament berth ... Ended her career owning career records in batting average (.389), doubles (56), runs (161), home runs (35), slugging percentage (.656), total bases (445); was second in assists (510) and RBI (135); third in hits (264) and stolen bases (66); fourth in triples (10) ... Also set single-season records in hits (81), doubles (20), runs scored (53), on-base percentage (.498), as well as single-game records for runs (4), doubles (3), home runs (2) ... Member of US National team in 2009 and 2010 helping lead the Americans to gold at the 2012 ISF World Championship and the 2011 Pan Am Games ... Current UK assistant coach.

Kelsey Nunley Honored as First Team NFCA All-American

Kentucky softball's Kelsey Nunley made more program history on Wednesday afternoon, becoming the first player in UK history to be named a National Fastpitch Coaches' Association First Team All-American.

Nunley, who was crowned the 2016 Southeastern Conference Pitcher of the Year, joins current assistant coach Molly Johnson-Belcher as the two All-Americans in Kentucky's program, with Johnson-Belcher earning second team honors in 2009.

Nunley joins five other pitchers on the NFCA First Team, including Delanie Gourney (Florida), Megan Good (James Madison), Paige Parker (Oklahoma), Aleshia Ocasio (Florida) and Jailyn Ford (James Madison). Nunley and Ocasio were at-large selections for the first team pitcher spot.

The senior from Soddy Daisy, Tenn., pitched a fantastic senior season for Kentucky, ending the year with a 21-6 overall record and a program single-season best 1.26 ERA in her 37 appearances in the circle

for the Blue and White. Nunley started 23 games for UK, throwing 13 complete games and seven shutouts.

With her 181.1 innings pitched, Nunley overtook the NCAA active pitchers career innings lead, as she ended her career with a whopping 943.1 innings thrown in her four years in Lexington. She started 117 games in her four-year career with 21 shutouts and 86 complete games for the Wildcats.

Kelsey Nunley Named Senior CLASS Award First Team All-American

Premier Sports Management announced that Kentucky softball pitcher Kelsey Nunley has been named to the 2016 Senior CLASS Award All-American First Team, it was announced on Thursday, June 2, 2016. The honor comes less than 24 hours after Nunley became the first-ever National Fastpitch Coaches' Association First Team All-American at Kentucky on Wednesday afternoon.

An acronym for Celebrating Loyalty and Achievement for Staying in School®, the Senior CLASS Award focuses on the total student-athlete and encourages students to use their platform in athletics to make a positive impact as leaders in their communities. To be eligible for the award, a student-athlete must be classified as an NCAA Division I senior and have notable achievements in four areas of excellence: community, classroom, character and competition.

Rachel Lawson Media Day Transcription

"I'm real excited about 2017. We have a new look to us in 2017, but I have the same staff. My staff is here, Kristine Himes and Molly Johnson-Belcher, so they're here with me. Kristine has been with me the entire time. Molly has been here the entire time as a player and as a coach. She's been around forever. She was around here before me. So the staff is completely intact and we are really looking forward to the season. This is going to be a completely different season than everyone is accustomed to the last couple of years. We have a completely new look in 2017. First, we are going to have a lot of people playing new positions. A lot of the people returning are playing a position that they did not play at last year. But, in addition to 2017's new look positionally, we have a lot more team speed – it's been something we have been working very hard on. We have Bailey Vick, Katie Reed, Erin Rethlake and Brynlee Bigelow – they are incredibly, incredibly fast. We've always had fast people on our team – but we have never had this many fast people on the same team at the same time, so we are looking forward to our team speed. In addition, (Brooklin) Hinz and (Sarah) Rainwater, they are just a step off of those guys. They have done an exceptional job in the outfield and right now, they are projecting to be starters as well.

The big question that I've been getting asked all year is how do you replace Kelsey Nunley. And it is a very good question – but I think one thing when you think of Kelsey Nunley, is that she was not only exceptional, but she threw a ton of innings, and they were all very productive innings. So, we have to figure out how are we going to get as many innings out of our pitching staff as we can to try and help with replacing all of the innings that we will need to replace Kelsey Nunley. I feel very good about the staff that we have put together. It is going to have a different look, but we are very versatile. It's a lot of different people doing what Kelsey Nunley could do by herself. She was a workhorse, she was very big and she was very strong, but there are more than one ways to get things done. Luckily, we have Meagan Prince coming back. She is going to be the anchor of this team. Meagan is great because she was a 20-game winner last night, but she is a great starter – and she is also a great closer and has a great closing mentality, so you could see her in two different roles. Shannon Smith is somebody who is a returner along with Erin Rethlake. Erin had surgery this offseason, but she's improving everyday and she has experience, so she is someone we really will lean on during the course of the season for this staff. She looks great – she's full go. She is on a little bit of a pitch count, but in the innings that she has pitched, she's looked incredibly strong. We've added to the pitching staff. We have three freshman who have come in. One freshman who has really been impressive as of late on the mound is Larissa Spellman – she is from New Jersey – and she is not very large in stature – but she throws the ball incredibly hard and one thing that I have been really impressed with her is that she's really figuring out her own body. She is figuring out her mechanics and she is increasing the command of her pitching everyday and her mindset. She has really worked hard on that in the offseason – she has worked hard at how to deal with failure, and because she has done such a good job with that, she has been able to figure out her own mechanics at a much faster rate." - Rachel Lawson.



KENTUCKY SOFTBALL 2017 | VS. TEXAS A&M | WEEK 12

2017 SEC STANDINGS (AS OF APRIL 27)

School	SEC	Pct.	All	Pct.	Home	Away	Neu.	Streak
Florida	18-2	.900	44-3	.936	20-2	10-1	14-0	W5
Texas A&M	14-3	.824	40-5	.889	27-4	8-1	5-0	W3
Tennessee	13-4	.765	41-6	.872	22-1	8-3	11-2	L1
Auburn	12-6	.667	40-8	.833	25-4	8-3	7-1	W1
Alabama	10-7	.588	38-11	.776	27-4	7-7	4-0	W1
Kentucky	9-9	.500	32-13	.711	9-5	14-5	9-3	W6
LSU	9-9	.500	35-14	.714	25-4	5-7	5-3	W2
Mississippi State	8-10	.444	34-15	.694	22-6	7-8	5-1	W1
Ole Miss	6-12	.333	32-16	.667	18-5	4-9	10-2	W1
Missouri	5-12	.294	27-11	.563	13-9	6-6	8-6	L3
Arkansas	6-15	.286	29-17	.617	12-6	8-12	9-0	W1
South Carolina	4-13	.235	28-20	.583	20-8	4-8	4-4	W1
Georgia	3-15	.167	30-18	.625	23-6	1-9	6-3	L3

* - SEC Regular Season Champion; # - SEC Tournament Champion

SEC WEEKLY AWARDS

Feb. 14, 2017

Player of the Week: Nicole Schroeder, Arkansas
Pitcher of the Week: Alexis Osorio, Alabama
Freshman of the Week: Bailey Hemphill, Alabama

Feb. 21, 2017

Player of the Week: Bailey Landry, LSU
Pitcher of the Week: Kelly Barnhill, Florida
Freshman of the Week: Dylinn Stancil, Ole Miss

Feb. 28, 2017

Player of the Week: Elantra Cox, Ole Miss
Pitcher of the Week: Samantha Show, Texas A&M
Freshman of the Week: Payton McBride, Texas A&M

March 7, 2017

Player of the Week: Nicole Schroeder, Arkansas
Pitcher of the Week: Alexis Osorio (ALA) and Delanie Gourley (FLA)
Freshman of the Week: Mackenzie Boesel, USC

March 14, 2017

Player of the Week: Haley Fagan, Auburn
Pitcher of the Week: Alexis Osorio, Alabama
Freshman of the Week: Ciara Bryan, Georgia

March 21, 2017

Player of the Week: Lacey Sumerlin, Georgia
Pitcher of the Week: Delanie Gourley, Florida
Freshman of the Week: Braxton Burnside, Mizzou

March 28, 2017

Player of the Week: Brooke Vines, Tennessee
Pitcher of the Week: Nickie Blue, South Carolina
Freshman of the Week: Caylan Arnold, Tennessee

April 4, 2017

Player of the Week: Carlee Wallace, Auburn
Pitcher of the Week: Cheyenne Baxter, Mizzou
Freshman of the Week: Jordan Roberts, Florida

April 11, 2017

Player of the Week: Scarlet McSwain, Tennessee
Pitcher of the Week: Kelly Barnhill, Florida
Freshman of the Week: Alyssa Rovera, Auburn

April 18, 2017

Player of the Week: Caroline Seitz, Miss. St.
Pitcher of the Week: Kelly Barnhill, Florida
Freshman of the Week: Cayla Drotar, S. Carolina

April 25, 2017

Player of the Week: Kayli Kvistad, Florida
Pitcher of the Week: Kelly Barnhill, Florida
Freshman of the Week: **Bailey Vick, Kentucky**

May 2, 2017

Player of the Week:
Pitcher of the Week:
Freshman of the Week:

May 9, 2017

Player of the Week:
Pitcher of the Week:
Freshman of the Week:

Postseason Awards (May 10):

Player of the Year:
Pitcher of the Year:
Freshman of the Year:
Coach of the Year:
Academic Scholar Athlete of the Year:

2017 SEC TOURNAMENT - KNOXVILLE, TENNESSEE

May 10

Game 1 - (11) seed vs. (6) seed
Game 2 - (7) seed vs. (10) seed
Game 3 - (9) seed vs. (8) seed
Game 4 - (5) seed vs. (12) seed

May 11

Game 5 - (3) seed vs. Winner game 1
Game 6 - (2) seed vs. Winner game 2
Game 7 - (1) seed vs. Winner game 3
Game 8 - (4) seed vs. Winner game 4

May 12

Game 9 - Winner game 5 vs. Winner game 6
Game 10 - Winner game 7 vs. Winner game 8

May 13

Championship - Winner game 9 vs. Winner game 10





KENTUCKY SOFTBALL 2017 | VS. TEXAS A&M | WEEK 12

SOUTHEASTERN CONFERENCE BREAKDOWN KENTUCKY'S HISTORY IN SEC ACTION

<u>Team</u>	<u>Years of UK Series Victories</u>	<u>School:</u>	<u>Consecutive Years Captured</u>
Mississippi State (8):	1998, 2002, 2009, 2010, 2011, 2013, 2014, 2016	LSU (2):	2015, 2016
Auburn (4):	2000, 2001, 2009, 2012	Ole Miss (8):	2007, 2008, 2009, 2010, 2012, 2013, 2014, 2016
Florida (3):	2000, 2011, 2012	Mississippi State (3):	2013, 2014, 2016
Georgia (2)	2000, 2012	Missouri (3):	2014, 2016, 2017
Tennessee (2):	2000, 2011	Arkansas (3):	2014, 2016, 2017
Ole Miss (9):	2001, 2007, 2008, 2009, 2010, 2012, 2013, 2014, 2016		
South Carolina (8):	2001, 2006, 2009, 2010, 2011, 2012, 2013, 2016		
Arkansas (7):	2002, 2003, 2010, 2011, 2014, 2016, 2017		
Alabama (1):	2013		
LSU (3):	2012, 2015, 2016		
Missouri (3):	2014, 2016, 2017		
Texas A&M (1):	2014		
<u>Year:</u>	<u>UK's Series Captured that Season</u>		
1997 (0):	-		
1998 (1):	Mississippi State		
1999 (0):	-		
2000 (4):	Auburn, Florida, Georgia, Tennessee		
2001 (3):	Auburn, Ole Miss, South Carolina		
2002 (2):	Arkansas, Mississippi State		
2003 (1):	Arkansas		
2004 (0):	-		
2005 (0):	-		
2006 (1):	South Carolina		
2007 (1):	Ole Miss		
2008 (1):	Ole Miss		
2009 (4):	Auburn, Mississippi State, Ole Miss, South Carolina		
2010 (4):	Arkansas, Mississippi State, Ole Miss, South Carolina		
2011 (5):	Arkansas, Mississippi State, Tennessee, Florida, South Carolina		
2012 (6):	Auburn, Georgia, Ole Miss, Florida, LSU, South Carolina		
2013 (4):	Ole Miss, Miss. State, South Carolina, Alabama		
2014 (5):	Mississippi State, Missouri, Texas A&M, Ole Miss, Arkansas		
2015 (1):	LSU		
2016 (6):	at South Carolina, Ole Miss, at Arkansas, at No. 8 LSU, No. 18 Missouri, vs. Mississippi State		
2017 (1):	Arkansas, at Missouri		

2017 Breakdown 2-4

at #16 Georgia - Series lost, 2-1

Game 1: W, 2-1
Game 2: L, 7-5
Game 3: L, 3-1

vs. #22 Arkansas - Series won, 3-0

Game 1: W, 2-1
Game 2: W, 7-5
Game 3: W, 2-0

at #24 Ole Miss - Series lost, 2-1

Game 1: L, 7-1
Game 2: W, 1-0
Game 3: L, 4-0

vs. #17 Tennessee - Series lost, 3-0

Game 1: L, 9-0 (5)
Game 2: L, 5-2
Game 3: L, 9-4


vs. #3 Florida - Series lost, 2-1

Game 1: L, 4-0
Game 2: W, 5-1
Game 3: L, 2-0

at Missouri - Series won, 3-0

Game 1: W, 4-2
Game 2: W, 4-0
Game 3: W, 10-8

KENTUCKY HOME RUN TRACKER UNDER COACH KRISTINE HIMES





KENTUCKY SOFTBALL 2017 | VS. TEXAS A&M | WEEK 12

STARTING LINEUPS BY BATTING ORDER

Opponent	1	2	3	4	5	6	7	8	9
Florida A&M	Schaper	Reed	Cheek	Martens	Ray	Hinz	Rainwater	Rethlake	Vick
Pittsburgh	Vick	Reed	Schaper	Cheek	Martens	Ray	Metzger	Rainwater	Hinz
Pittsburgh	Reed	Vick	Schaper	Cheek	Martens	Ray	Rethlake	Rainwater	Hinz
Central Florida	Reed	Martens	Schaper	Cheek	Ray	Metzger	Henson	Rainwater	Vick
Florida A&M	Reed	Martens	Schaper	Cheek	Ray	Henson	Metzger	Rainwater	Vick
UCLA (1)	Reed	Martens	Schaper	Cheek	Ray	Metzger	Hinz	Rainwater	Vick
UCLA (2)	Reed	Martens	Cheek	Schaper	Ray	Metzger	Hinz	Rethlake	Vick
UC-Davis	Reed	Martens	Cheek	Schaper	Ray	Metzger	Hinz	Rethlake	Vick
Oregon	Reed	Martens	Cheek	Schaper	Ray	Hinz	Rainwater	Rethlake	Vick
UConn	Reed	Martens	Schaper	Ray	Cheek	Metzger	Hinz	Rethlake	Vick
Florida A&M	Reed	Rethlake	Martens	Schaper	Ray	Cheek	Metzger	Hinz	Vick
Memphis	Reed	Rethlake	Martens	Schaper	Cheek	Ray	Hinz	Rainwater	Vick
Florida Atlantic	Reed	Rethlake	Schaper	Martens	Cheek	Ray	Hinz	Rainwater	Vick
Memphis	Reed	Rethlake	Cheek	Martens	Schaper	Ray	Hinz	Metzger	Vick
Northern Illinois	Reed	Rethlake	Cheek	Martens	Ray	Schaper	Hinz	Rainwater	Vick
Southern Illinois	Reed	Rethlake	Cheek	Martens	Ray	Metzger	Schaper	Rainwater	Vick
UIC - Chicago	Reed	Rethlake	Cheek	Martens	Ray	Hinz	Metzger	Rainwater	Vick
Dayton	Reed	Rethlake	Cheek	Martens	Schaper	Ray	Metzger	Rainwater	Vick
Evansville	Reed	Rethlake	Cheek	Martens	Ray	Schaper	Hinz	Rainwater	Vick
Drexel	Reed	Rethlake	Martens	Cheek	Hinz	Ray	Metzger	Rainwater	Vick
Kent State	Martens	Rethlake	Cheek	Ray	Reed	Hinz	Schaper	Metzger	Vick
Michigan	Rethlake	Reed	Martens	Cheek	Schaper	Ray	Hinz	Henson	Vick
Georgia (1)	Rethlake	Reed	Cheek	Martens	Schaper	Ray	Hinz	Rainwater	Vick
Georgia (2)	Rethlake	Reed	Cheek	Martens	Schaper	Ray	Hinz	Rainwater	Vick
Georgia (3)	Rethlake	Reed	Cheek	Martens	Ray	Metzger	Schaper	Rainwater	Vick
Arkansas (1)	Reed	Rethlake	Martens	Cheek	Ray	Schaper	Hinz	Rainwater	Vick
Arkansas (2)	Reed	Rethlake	Cheek	Martens	Schaper	Ray	Henson	Rainwater	Vick
Arkansas (3)	Reed	Rethlake	Cheek	Martens	Schaper	Ray	Henson	Rainwater	Vick
NKU	Reed	Rethlake	Cheek	Martens	Ray	Metzger	Hinz	Rainwater	Vick
Ole Miss (1)	Reed	Rethlake	Cheek	Martens	Schaper	Ray	Hinz	Rainwater	Vick
Ole Miss (2)	Reed	Rethlake	Cheek	Martens	Ray	Schaper	Metzger	Rainwater	Vick
Ole Miss (3)	Reed	Rethlake	Cheek	Martens	Schaper	Ray	Hinz	Rainwater	Vick
Tennessee (1)	Reed	Rethlake	Martens	Cheek	Schaper	Ray	Hinz	Rainwater	Vick
Tennessee (2)	Schaper	Vick	Martens	Cheek	Reed	Ray	Metzger	Rainwater	Rethlake
Tennessee (3)	Schaper	Vick	Reed	Martens	Cheek	Ray	Metzger	Rainwater	Rethlake
Louisville	Reed	Vick	Schaper	Cheek	Ray	Martens	Metzger	Rainwater	Rethlake
Florida (1)	Reed	Vick	Schaper	Cheek	Ray	Martens	Metzger	Rainwater	Rethlake
Florida (2)	Reed	Vick	Schaper	Martens	Cheek	Ray	Metzger	Rainwater	Rethlake
Florida (3)	Reed	Vick	Schaper	Martens	Cheek	Ray	Metzger	Rainwater	Rethlake
Indiana	Reed	Vick	Schaper	Martens	Cheek	Ray	Metzger	Rainwater	Rethlake
Mizzou (1)	Reed	Schaper	Martens	Cheek	Ray	Hinz	Metzger	Rainwater	Rethlake
Mizzou (2)	Reed	Vick	Schaper	Ray	Cheek	Martens	Metzger	Rainwater	Rethlake
Mizzou (3)	Reed	Vick	Schaper	Ray	Cheek	Martens	Hinz	Rainwater	Rethlake
Eastern KY	Reed	Vick	Schaper	Ray	Cheek	Martens	Metzger	Rainwater	Rethlake
UT Martin	Reed	Vick	Schaper	Martens	Cheek	Ray	Metzger	Rainwater	Rethlake
Texas A&M (1)									
Texas A&M (2)									
Texas A&M (3)									
Mississippi St. (1)									
Mississippi St. (2)									
Mississippi St. (3)									



KENTUCKY SOFTBALL 2017 | VS. TEXAS A&M | WEEK 12

STARTING LINEUPS BY POSITION

Opponent	C	1B	2B	3B	SS	LF	CF	RF	P
Florida A&M	Schaper	Rethlake	Martens	Cheek	Reed	Hinz	Rainwater	Ray	Smith
Pittsburgh	Metzger	Cheek	Martens	Schaper	Reed	Vick	Rainwater	Hinz	Prince
Pittsburgh	Schaper	Metzger	Martens	Cheek	Reed	Ray	Rainwater	Hinz	Rethlake
Central Florida	Metzger	Schaper	Martens	Cheek	Reed	Ray	Rainwater	Vick	Prince
Florida A&M	Metzger	Schaper	Martens	Cheek	Reed	Ray	Rainwater	Vick	Spellman
UCLA (1)	Schaper	Metzger	Martens	Cheek	Reed	Hinz	Rainwater	Ray	Spellman
UCLA (2)	Schaper	Rethlake	Martens	Cheek	Reed	Ray	Hinz	Vick	Prince
UC-Davis	Schaper	Metzger	Martens	Cheek	Reed	Hinz	Rainwater	Ray	Rethlake
Oregon	Schaper	Rethlake	Martens	Cheek	Reed	Hinz	Rainwater	Ray	Smith
UConn	Schaper	Rethlake	Martens	Cheek	Reed	Vick	Hinz	Ray	Smith
Florida A&M	Schaper	Rethlake	Martens	Cheek	Reed	Vick	Hinz	Ray	Spellman
Memphis	Schaper	Rethlake	Martens	Cheek	Reed	Hinz	Rainwater	Ray	Spellman
Florida Atlantic	Schaper	Rethlake	Martens	Cheek	Reed	Hinz	Rainwater	Ray	Smith
Memphis	Schaper	Rethlake	Martens	Cheek	Reed	Vick	Hinz	Bigelow	Rethlake
Northern Illinois	Schaper	Rethlake	Martens	Cheek	Reed	Hinz	Rainwater	Ray	Prince
Southern Illinois	Schaper	Rethlake	Martens	Cheek	Reed	Vick	Rainwater	Ray	Smith
UIC - Chicago	Schaper	Rethlake	Martens	Cheek	Reed	Hinz	Rainwater	Ray	Spellman
Dayton	Schaper	Metzger	Martens	Cheek	Reed	Bigelow	Rainwater	Ray	Rethlake
Evansville	Schaper	Rethlake	Martens	Cheek	Reed	Hinz	Rainwater	Ray	Spellman
Drexel	Metzger	Rethlake	Martens	Cheek	Reed	Hinz	Rainwater	Ray	Smith
Kent State	Schaper	Metzger	Martens	Cheek	Reed	Hinz	Bigelow	Ray	Rethlake
Michigan	Schaper	Rethlake	Martens	Cheek	Reed	Vick	Hinz	Ray	Prince
Georgia (1)	Schaper	Rethlake	Martens	Cheek	Reed	Hinz	Rainwater	Ray	Prince
Georgia (2)	Schaper	Rethlake	Martens	Cheek	Reed	Hinz	Rainwater	Ray	Smith
Georgia (3)	Schaper	Rethlake	Martens	Cheek	Reed	Vick	Rainwater	Ray	Prince
Arkansas (1)	Schaper	Rethlake	Martens	Cheek	Reed	Hinz	Rainwater	Ray	Prince
Arkansas (2)	Schaper	Rethlake	Martens	Cheek	Reed	Vick	Rainwater	Ray	Spellman
Arkansas (3)	Schaper	Rethlake	Martens	Cheek	Reed	Vick	Rainwater	Ray	Smith
NKU	Metzger	Rethlake	Martens	Cheek	Reed	Hinz	Rainwater	Ray	Spellman
Ole Miss (1)	Schaper	Rethlake	Martens	Cheek	Reed	Hinz	Rainwater	Ray	Prince
Ole Miss (2)	Schaper	Rethlake	Martens	Cheek	Reed	Vick	Rainwater	Ray	Prince
Ole Miss (3)	Schaper	Rethlake	Martens	Cheek	Reed	Hinz	Rainwater	Ray	Smith
Tennessee (1)	Schaper	Rethlake	Martens	Cheek	Reed	Hinz	Rainwater	Rethlake	Prince
Tennessee (2)	Schaper	Metzger	Martens	Cheek	Reed	Vick	Rainwater	Rethlake	Prince
Tennessee (3)	Schaper	Metzger	Martens	Cheek	Reed	Vick	Rainwater	Rethlake	Spellman
Louisville	Schaper	Rethlake	Martens	Cheek	Reed	Vick	Rainwater	Ray	Prince
Florida (1)	Schaper	Metzger	Martens	Cheek	Reed	Vick	Rainwater	Ray	Rethlake
Florida (2)	Schaper	Rethlake	Martens	Cheek	Reed	Vick	Rainwater	Ray	Prince
Florida (3)	Schaper	Metzger	Martens	Cheek	Reed	Vick	Rainwater	Ray	Rethlake
Indiana	Schaper	Rethlake	Martens	Cheek	Reed	Vick	Rainwater	Ray	Prince
Mizzou (1)	Schaper	Rethlake	Martens	Cheek	Reed	Hinz	Rainwater	Ray	Prince
Mizzou (2)	Schaper	Metzger	Martens	Cheek	Reed	Vick	Rainwater	Ray	Rethlake
Mizzou (3)	Schaper	Rethlake	Martens	Cheek	Reed	Hinz	Rainwater	Ray	Smith
Eastern KY	Schaper	Metzger	Martens	Cheek	Reed	Vick	Rainwater	Ray	Rethlake
UT Martin	Schaper	Rethlake	Martens	Cheek	Reed	Vick	Rainwater	Ray	Prince
Texas A&M (1)									
Texas A&M (2)									
Texas A&M (3)									
Mississippi St. (1)									
Mississippi St. (2)									
Mississippi St. (3)									

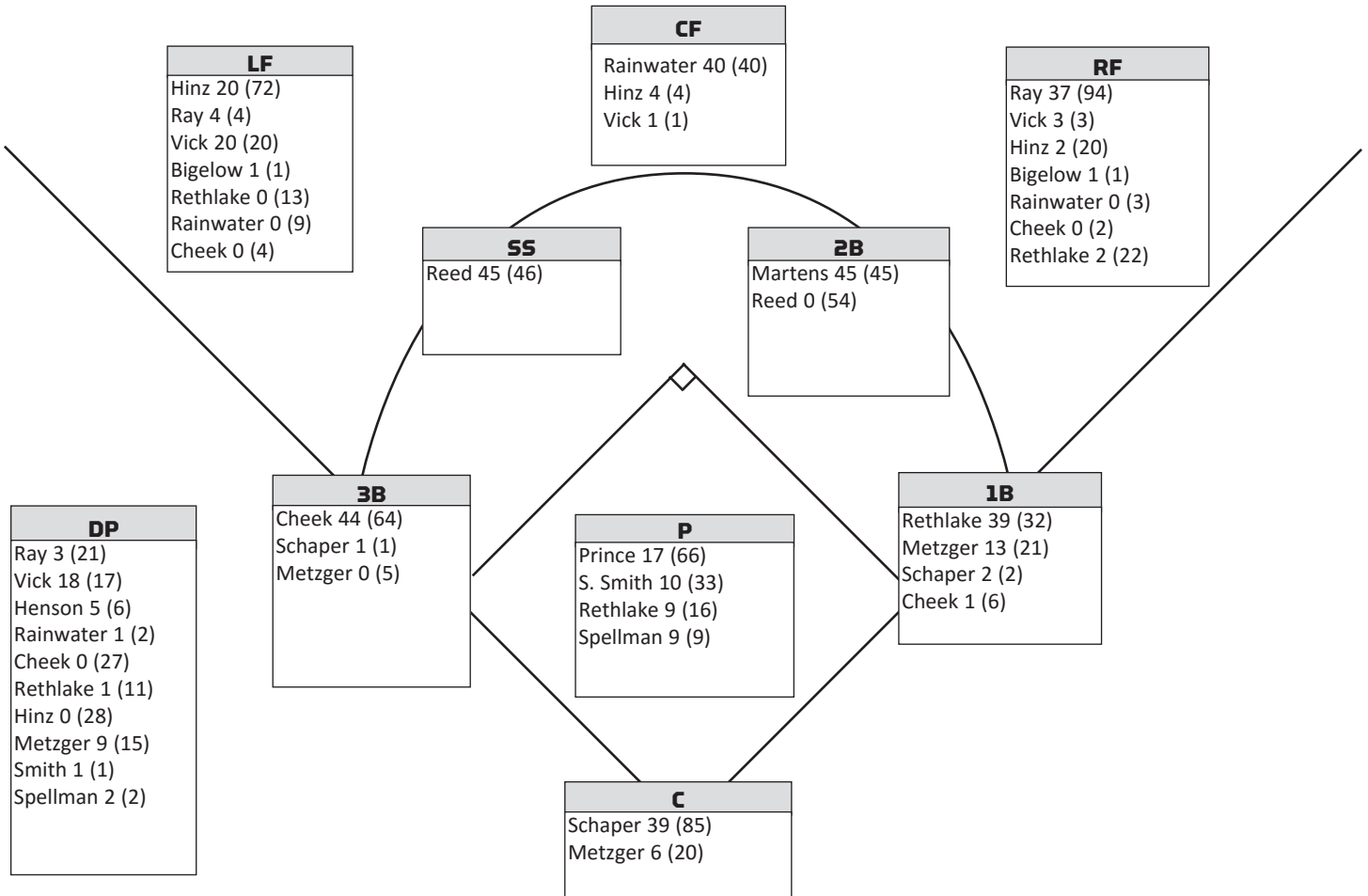


KENTUCKY SOFTBALL 2017 | VS. TEXAS A&M | WEEK 12

2017 STARTS BY BATTING ORDER

Player	1	2	3	4	5	6	7	8	9
Breanne Ray	.	.	.	4	20	23	.	.	.
Brooklin Hinz	1	5	18	1	2
Rachael Metzger	8	16	2	.
Meagan Prince
Erin Rethlake	4	19	1	6	13
Shannon Smith
Sarah Rainwater	4	34	.
Jenny Schaper	3	1	16	5	9	4	3	.	.
Abbey Cheek	.	.	20	13	12	1	.	.	.
Kelsee Henson	1	3	1	.
Katie Reed	36	10	1	.	3
Hannah Huffman
Madison Kearschner
Brynlee Bigelow
Kalia Johnson
Alex Martens	1	3	8	23	3	3	.	.	.
Kierston Moore
Morgan McCallum
Ashley Ruiz
Larissa Spellman
Bailey Vick	1	12	1	31

STARTS BY POSITION IN 2017 (CAREER)





KENTUCKY SOFTBALL 2017 | VS. TEXAS A&M | WEEK 12

2017 TEAM GAME-BY-GAME HITTING

Opponent	AB	R	H	RBI	2B	3B	HR	TB	BB	SB	CS	HBP	SAC	SFG	DP	K	PO	E	LOB	Avg
Florida A&M	27	4	10	3	0	0	1	13	3	0	4	0	0	1	0	3	21	3	9	.370
Pittsburgh	27	1	5	1	1	0	1	9	2	0	1	0	0	0	0	3	21	1	7	.278
Pittsburgh	30	3	9	3	1	0	2	16	3	0	3	0	0	0	0	3	18	1	9	.286
Central Florida	27	6	11	6	1	0	1	3	3	1	0	1	2	2	0	4	21	1	8	.315
Florida A&M	25	3	6	3	0	0	1	9	1	1	0	1	0	1	0	3	21	0	3	.301
UCLA (1)	25	2	5	2	1	0	0	6	0	0	0	0	0	0	0	10	18	1	2	.286
UCLA (2)	39	2	6	2	1	0	1	10	2	0	1	0	0	0	0	9	33	2	6	.260
UC-Davis	24	4	8	4	2	1	0	12	3	0	1	0	0	1	1	0	21	1	7	.268
Oregon	24	4	6	4	1	0	0	7	3	0	0	0	0	2	0	5	21	2	5	.266
UConn	25	4	6	4	0	0	0	6	1	0	2	0	0	1	0	3	21	1	5	.264
Florida A&M	27	2	11	1	3	0	0	14	3	0	3	2	4	2	0	3	21	0	13	.277
Memphis	26	9	14	8	3	0	1	20	2	0	7	0	0	0	0	1	15	0	5	.298
Florida Atlantic	28	6	11	5	1	0	1	15	1	0	5	1	0	0	0	5	21	0	3	.305
Memphis	27	12	11	10	3	0	2	20	1	0	1	0	2	0	0	4	15	0	4	.312
Northern Illinois	23	2	7	2	1	0	0	8	1	0	3	0	1	0	0	5	21	1	5	.312
Southern Illinois	35	7	15	6	2	0	0	17	3	0	5	0	1	1	0	4	21	0	12	.321
UIC - Chicago	25	6	7	6	0	1	2	15	1	0	0	0	0	0	0	5	21	0	2	.319
Dayton	20	1	4	0	1	0	5	2	0	2	0	0	1	0	0	5	21	1	4	.314
Evansville	25	4	7	4	1	0	1	11	2	0	1	0	1	0	0	5	21	0	6	.312
Drexel	32	9	12	8	0	0	4	24	5	0	7	1	0	0	0	4	21	0	7	.316
Kent State	22	2	4	2	3	0	0	7	1	0	0	0	0	0	0	2	21	0	3	.311
Michigan	21	5	5	3	1	0	1	9	3	0	4	0	2	1	0	7	21	1	4	.308
Georgia (1)	24	2	7	2	1	0	0	8	1	0	1	1	2	2	1	7	21	1	7	.303
Georgia (2)	30	5	11	4	0	0	3	20	3	0	0	0	0	0	1	5	18	2	7	.310
Georgia (3)	26	1	3	1	0	0	0	1	6	1	0	0	0	0	0	4	18	4	6	.303
Arkansas (1)	22	2	4	2	0	0	1	7	1	0	0	0	0	1	0	0	21	0	4	.299
Arkansas (2)	26	7	11	7	1	0	0	1	15	3	0	2	0	0	0	0	21	2	4	.303
Arkansas (3)	23	2	5	2	0	0	2	5	1	2	0	1	1	0	1	0	21	0	7	.301
Northern Kentucky	24	2	6	2	2	0	0	8	2	3	0	0	1	0	1	0	21	0	5	.299
Ole Miss (1)	25	1	5	1	0	0	0	5	2	0	1	0	0	0	0	4	18	3	5	.296
Ole Miss (2)	23	1	5	1	1	0	1	6	3	0	1	0	0	0	0	2	21	1	5	.294
Ole Miss (3)	24	0	5	0	1	0	1	6	0	0	0	0	1	0	0	2	18	1	6	.291
Tennessee (1)	17	0	2	0	1	0	0	3	0	0	0	0	0	0	0	3	15	3	2	.288
Tennessee (2)	26	2	6	2	0	0	1	9	2	0	2	0	1	0	0	6	21	2	6	.286
Tennessee (3)	29	4	9	4	3	0	0	12	5	2	0	0	2	0	0	11	21	0	6	.287
Louisville	27	10	9	7	3	0	0	12	6	1	4	0	1	1	0	3	18	0	7	.288
Florida (1)	23	0	2	0	0	0	0	2	1	0	0	0	0	1	0	15	21	3	4	.283
Florida (2)	25	5	8	3	1	0	0	9	1	0	2	0	3	0	0	7	21	8	6	.284
Florida (3)	21	0	0	0	0	0	0	0	1	0	0	0	0	0	0	15	21	12	0	.278
Indiana	32	6	11	6	3	0	0	14	2	0	0	1	0	1	0	0	21	7	8	.280
Mizzou (1)	27	4	8	2	2	0	0	10	4	0	0	2	1	1	0	0	21	10	8	.281
Mizzou (2)	29	4	9	4	2	0	1	14	1	0	0	0	0	1	0	4	21	12	6	.282
Mizzou (3)	37	10	14	8	5	0	3	28	3	1	1	0	2	0	0	0	21	14	11	.285
Eastern KY	27	5	7	5	1	0	2	14	2	0	0	0	0	2	0	0	21	13	5	.284
UT Martin	30	8	10	6	0	0	1	13	4	0	0	2	0	1	0	0	21	4	6	.285
Texas A&M (1)																				
Texas A&M (2)																				
Texas A&M (3)																				
Mississippi St. (1)																				
Mississippi St. (2)																				
Mississippi St. (3)																				



KENTUCKY SOFTBALL 2017 | VS. TEXAS A&M | WEEK 12

2017 TEAM GAME-BY-GAME PITCHING

Opponent	IP	H	R	ER	BB	SO	2B	3B	HR	WP	BK	HBP	DP	IBB	Score	W	L	SV	ERA
Florida A&M	7.0	4	2	2	2	12	2	0	1	0	0	1	2	0	4-2	1	0	0	1.00
Pittsburgh	7.0	7	3	3	4	12	1	0	0	1	0	2	0	0	1-3	1	1	0	2.00
Pittsburgh	6.0	6	6	5	6	3	1	0	1	1	0	0	0	0	3-6	1	2	0	3.15
Central Florida	7.0	4	3	3	5	7	0	0	1	1	0	3	0	0	6-3	2	2	0	3.11
Florida A&M	7.0	2	0	0	1	3	0	0	0	1	0	0	0	0	3-0	3	2	0	2.47
UCLA (1)	6.0	9	6	5	1	2	0	0	0	0	0	0	1	0	2-6	3	3	1	2.97
UCLA (2)	11.0	8	1	0	3	6	1	0	0	1	0	1	2	0	2-1	4	3	1	2.33
UC-Davis	7.0	6	1	1	2	5	2	0	0	0	0	2	0	0	4-1	5	3	1	2.17
Oregon	7.0	11	5	2	2	6	1	0	1	2	0	3	0	0	4-5	5	4	1	2.15
UConn	7.0	3	2	2	2	6	0	0	0	0	0	1	0	0	4-2	6	4	1	2.14
Florida A&M	7.0	2	0	0	3	9	0	0	0	0	0	0	0	0	2-0	7	4	1	1.95
Memphis	5.0	7	1	1	2	1	0	0	0	0	0	0	0	0	9-1	8	4	1	1.92
Florida Atlantic	7.0	2	2	2	5	11	1	0	1	1	0	0	0	0	6-2	9	4	1	1.92
Memphis	5.0	2	0	0	1	3	0	0	0	1	0	0	0	0	12-0	10	4	1	1.92
Northern Illinois	7.0	2	0	0	1	9	0	0	0	0	0	0	0	0	2-0	11	4	3	1.70
Southern Illinois	7.0	3	1	1	6	8	1	0	0	1	0	0	0	0	7-1	12	4	3	1.65
UIC - Chicago	7.0	1	2	2	2	9	0	0	0	1	0	1	0	0	6-2	13	4	3	1.68
Dayton	7.0	1	0	0	0	9	0	0	0	0	0	1	0	0	1-0	14	4	3	1.58
Evansville	7.0	2	1	0	4	11	0	0	0	2	0	0	0	0	4-1	15	4	3	1.50
Drexel	7.0	2	1	0	2	7	0	0	0	0	0	1	0	0	9-1	16	4	3	1.42
Kent State	7.0	1	0	0	3	11	0	0	0	0	0	2	0	0	2-0	17	4	3	1.35
Michigan	7.0	6	1	1	3	6	1	0	1	0	0	0	1	0	5-1	18	4	3	1.34
Georgia (1)	7.0	4	1	1	4	9	1	0	0	0	0	0	0	0	2-1	19	4	3	1.32
Georgia (2)	6.0	13	7	7	2	0	1	0	2	0	0	0	0	0	5-7	19	5	3	1.57
Georgia (3)	6.0	7	3	1	5	5	1	0	0	0	0	1	0	0	1-3	19	6	3	1.56
Arkansas (1)	7.0	4	0	0	3	6	1	0	0	0	0	0	1	0	2-1	20	6	3	1.53
Arkansas (2)	7.0	8	5	4	6	6	0	0	1	1	0	0	0	0	7-5	21	6	3	1.63
Arkansas (3)	7.0	4	0	0	3	6	1	0	0	0	0	0	1	0	2-0	22	6	4	1.57
Northern Kentucky	7.0	5	1	1	1	4	0	0	0	0	0	0	0	0	2-1	23	6	4	1.55
Ole Miss (1)	6.0	8	7	5	3	6	0	1	2	1	0	0	0	0	7-1	23	7	4	1.67
Ole Miss (2)	7.0	7	0	0	2	9	0	0	0	0	0	0	1	0	1-0	24	7	4	1.62
Ole Miss (3)	6.0	9	4	4	2	5	0	0	0	0	0	1	1	0	4-0	24	8	4	1.70
Tennessee (1)	5.0	8	9	3	3	5	1	0	0	1	0	1	1	0	9-0	24	9	4	1.76
Tennessee (2)	7.0	8	5	4	5	3	2	0	0	0	0	1	1	0	5-2	24	10	4	1.83
Tennessee (3)	7.0	8	9	9	10	7	2	1	0	0	2	0	0	0	9-4	24	11	4	2.04
Louisville	6.0	4	1	1	0	6	1	0	0	1	0	1	1	0	10-1	25	11	4	2.02
Florida (1)	7.0	3	4	1	8	5	0	0	0	3	0	2	1	0	4-0	25	12	4	1.99
Florida (2)	7.0	2	1	1	3	8	0	0	0	0	0	2	0	0	5-1	26	12	4	1.96
Florida (3)	7.0	5	2	2	3	5	1	0	0	0	0	2	0	0	2-0	26	13	4	1.96
Indiana	7.0	7	2	2	4	4	1	0	0	0	0	0	0	0	6-2	27	13	4	1.96
Mizzou (1)	7.0	6	2	2	3	5	1	0	1	0	0	0	0	0	4-2	28	13	4	1.96
Mizzou (2)	7.0	3	0	0	5	4	0	0	0	1	0	1	0	0	4-0	29	13	4	1.92
Mizzou (3)	7.0	10	8	6	5	5	1	0	1	2	0	0	1	0	10-8	30	13	4	2.01
Eastern KY	7.0	3	0	0	1	5	0	0	0	1	0	1	1	0	5-0	31	13	4	1.97
UT Martin	7.0	6	2	2	4	14	2	0	0	0	0	0	0	0	8-2	32	13	4	1.97
Texas A&M (1)																			
Texas A&M (2)																			
Texas A&M (3)																			
Mississippi St. (1)																			
Mississippi St. (2)																			
Mississippi St. (3)																			



KENTUCKY SOFTBALL 2017 | VS. TEXAS A&M | WEEK 12

2017 HOME RUN TRACKER

#	Player	Game#	Date	Opp.	Pitcher	On-base	Inning	Outs	Count	Score	Final
1.	Alex Martens	1	Feb. 10	Florida A&M	Pereira	.1..	7	0	2-0	2-2	W, 4-2
2.	Jenny Schaper	2	Feb. 10	Pitt	Harris	0...	5	2	2-2	0-3	L, 3-1
3.	Abbey Cheek	3	Feb. 11	Pitt	Harris	.1..	3	2	1-1	0-1	L, 3-6
4.	Jenny Schaper	3	Feb. 11	Pitt	Harris	0...	5	1	2-0	2-6	L, 3-6
5.	Kierston Moore	4	Feb. 11	UCF	White	..2.	4	2	2-0	1-1	W, 6-3
6.	Rachael Metzger	5	Feb. 12	FAMU	Burse	0...	2	2	0-2	0-0	W, 3-0
7.	Jenny Schaper	7	Feb. 15	at UCLA	Garcia	0...	11	2	0-0	1-1	W, 2-1
8.	Brooklin Hinz	12	Feb. 25	Memphis	Novak	..2.	5	2	1-1	3-1	W, 9-1
9.	Abbey Cheek	13	Feb. 25	Florida Atlantic	Wilson	.1..	5	2	1-1	4-1	W, 6-2
10.	Rachael Metzger	14	Feb. 26	Memphis	Smith	...3	2	0	0-0	0-0	W, 12-0
11.	Abbey Cheek	14	Feb. 26	Memphis	Wisher	.1..	3	2	0-0	9-0	W, 12-0
12.	Jenny Schaper	17	March 4	Illinois-Chicago	Heflin	0...	5	1	0-0	1-2	W, 6-2
13.	Abbey Cheek	17	March 4	Illinois-Chicago	Heflin	...3	5	2	2-2	2-2	W, 6-2
14.	Brooklin Hinz	19	March 10	Evansville	Downing	0...	5	0	1-2	0-0	W, 4-1
15.	Rachael Metzger (1)	20	March 10	Drexel	Haley	.1..	4	2	0-0	0-0	W, 9-1
16.	Abbey Cheek	20	March 10	Drexel	Hamilton	..2.	5	1	3-1	2-1	W, 9-1
17.	Rachael Metzger (2)	20	March 10	Drexel	Haley	.1..	5	2	0-0	5-1	W, 9-1
18.	Breanne Ray	20	March 10	Drexel	Grippe	0...	7	0	0-0	8-1	W, 9-1
19.	Breanne Ray	22	March 12	Michigan	Betsa	..2.	6	0	2-2	2-1	W, 5-1
20.	Katie Reed	24	March 18	at Georgia	Avant	0...	0	1	1-1	1-0	L, 7-5
21.	Rachael Metzger (1)	24	March 18	at Georgia	Avant	.1..	4	0	1-0	2-6	L, 7-5
22.	Rachael Metzger (2)	24	March 18	at Georgia	Bass	0...	6	0	0-2	3-7	L, 7-5
23.	Alex Martens	25	March 20	at Georgia	Gray	0...	6	1	2-2	0-3	L, 3-1
24.	Katie Reed	26	March 24	vs. Arkansas	Storms	0...	4	4	1-2	0-0	W, 2-1
25.	Abbey Cheek	27	March 25	vs. Arkansas	Moll	.1..	1	1	0-0	2-1	W, 7-5
26.	Abbey Cheek	34	April 8	vs. Tennessee	Moss	.1..	6	0	3-2	0-5	L, 5-2
27.	Abbey Cheek	42	April 22	at Mizzou	Norman	0...	6	0	0-0	3-0	W, 4-0
28.	Abbey Cheek (1)	43	April 23	at Mizzou	Baxter	0...	5	0	0-0	2-7	W, 10-8
29.	Abbey Cheek (2)	43	April 23	at Mizzou	Conrad	.1..	6	2	3-2	5-8	W, 10-8
30.	Rachael Metzger	43	April 23	at Mizzou	Conrad	.1..	6	2	1-1	7-8	W, 10-8
31.	Jenny Schaper	44	April 25	at Eastern Kentucky	Sallberg	0...	1	2	0-0	1-0	W, 5-0
32.	Alex Martens	44	April 25	at Eastern Kentucky	Paulick	0...	1	1	2-0	3-0	W, 5-0
33.	Rachael Metzger	45	April 26	at UT Martin	Kennedy	0...	6	2	3-2	4-2	W, 8-2

Solo

16

2-Run

11

3-Run

4

Grand Slam

2

Total Runs from Homers

58

HEAD COACH RACHEL LAWSON (TENTH SEASON)

When Rachel Lawson was named head coach of the University of Kentucky softball team in July 2007 she saw a program poised for success. She knew athletics director Mitch Barnhart and the rest of UK's administration would give her unwavering support, and most importantly she knew the Big Blue Nation would provide the home-field advantage necessary for her team to compete in the Southeastern Conference.

Entering her 10th season as UK's head coach in 2017, Lawson's vision for the UK softball program has started to become a realization. The winningest head coach in program history has not only lead UK to its first-ever appearance in the Women's College World Series, four NCAA Super Regionals the last five seasons, including a program-best 50 wins in 2014, but UK's administration come through on their promise and commitment to softball by providing Lawson with one of the nation's greatest collegiate softball facilities in the \$9.5 million John Cropp Stadium.

She became the first coach in program history to eclipse 300 wins at Kentucky against Ole Miss on March 19 in a 3-1 win at John Cropp Stadium in Lexington.

Lawson and Co. have made sure the beautiful stadium has seen lots of wins over the past few seasons as UK had had some of its three most successful seasons in program history each of the last four years. In 2014, Lawson guided Kentucky to the Women's College World Series behind 50 wins. The Wildcats also set single-season records in at-bats, runs scored, doubles, home runs, RBI, total bases, walks, fielding percentage, putouts, lowest ERA and strikeouts. UK, which advanced to the program's first SEC Tournament Championship, started the season with a program-best 12 straight wins.

Three of the last four seasons, Lawson has led the Wildcats to a national seed in the NCAA Tournament. The school's first-ever national seed was in 2013 - and UK hosted an NCAA Regional for the first time ever. Kentucky, which has made the NCAA Tournament each of the last eight seasons, is one of just 18 schools nationally to claim that honor.

Lawson helped guide Kentucky to its best regular season in program history in 2016, winning 43 games in the regular season, ending with a No. 9 national seed in the NCAA Tournament, a new program best. The Wildcats earned the right to host the NCAA Tournament for the third time in the last four seasons at John Cropp Stadium in Lexington. Lawson was named the 2016 SEC Coach of the Year, and joined Kelsey Nunley (SEC Pitcher of the Year) as the first two Kentucky winners of those awards.

The 2016 team finished with some of the best pitching numbers in program history, setting school records in the circle for lowest team ERA (1.71), lowest opponent batting average (.191), fewest runs allowed (130), fewest earned runs allowed (98), fewest hits allowed (280) and fewest doubles allowed (44)

Now entering her 10th season in 2017, Lawson has won 411 career games at the head of the dugout and has earned her first-career NFCA First Team All-American in 2016 when Kelsey Nunley was named to the elite squad as a pitcher. Nunley became the second All-American in program history (Molly Johnson, 2nd Team), and the first to be named to the First Team.

Now sitting at 322-213 in her ten seasons at Kentucky, Lawson is the winningest head coach in school history and already has more wins in SEC play than UK had all told as a program when she took over in 2007. UK finished the 2014 season ranked sixth in both national listings for its best final ranking ever. In 2013, Kentucky was ranked in the top 14 of both collegiate softball rankings for the second time in school history with nine wins over ranked teams. In her nine seasons at Kentucky, Lawson has defeated over 70 ranked foes, including 40 wins vs. top-10 teams and 18 against top-five teams.

Lawson's 2013 squad set the stage for the 2014 run to the Women's College World Series, setting several school records, including a then-program record 41 wins. All told, Lawson has directed the Wildcats to 30 or more victories in seven-straight seasons, which also resonates as a program record. In her nine years with Kentucky, Lawson has helped UK players earn 33 All-SEC honors and 23 SEC Player of the Week honors.

Lawson's impact on the UK program is obviously, but her ability to develop players sometimes gets overshadowed by her impressive credentials in handling the day-to-day running of a program. Lawson, who serves as the pitching coach for the Wildcats, has guided three different pitchers to throw no-hitters against top-25 teams in just the last four seasons alone.



In all, UK has 17 career no-hitters - all of which have come under Lawson's tenure - including two perfect games.

Kentucky's 2012 season was highlighted by an impressive second-half surge with upsets of 12 ranked opponents, a then Lawson-best fifth place finish in SEC action, a program-record six captured conference series and a senior class who became the first class in school history to tally a .500 record or better in each of their four seasons of play.

The end of the 2012 season also marked the conclusion of some of the best individual careers in UK history as Lawson helped pitcher Chanda Bell become the first player in school history to record 200-plus strikeouts all four seasons, while slugger Brittany Cervantes is the school's leading home run hitter. Pitcher/infielder Rachel Riley also excelled under Lawson, ranking top 10 in school history in field percentage and nearly every pitching category.

In 2011, Lawson directed the Wildcats to their first NCAA Super Regional appearance and finished the season ranked No.12 in the country. The 2011 team earned a 40-16 overall record to set a new single-season standard for wins in a season before Lawson's 2013 team posted 41. UK appeared in the national rankings for a school-record 14 consecutive weeks, defeated 12 top-25 ranked opponents, captured five SEC series and became a national story with a dramatic postseason run which included a seventh-inning rally to knock off the nation's No. 2 team in Michigan in Ann Arbor to advance to Super Regionals.

The 2011 Wildcats shattered 12 single-season UK records, including home runs (65), RBI (275) and batting average (.275). Individually, the Wildcats had a school-record five players earn National Fastpitch Coaches Association All-Region honors in Meagan Aull, Cervantes, Kara Dill, Riley and Megan Yocke. Following the end of the impressive 2011 season, Lawson was rewarded with a five-year contract extension keeping her at the helm of the Wildcat program through 2016. That contract has been extended several times since, including June of 2014, which keeps Lawson in UK blue through the 2020 season.

In 2010, the Wildcats charted a 32-27 record and entered into the national rankings for the first time in program history, while also knocking off five top-seven ranked opponents on the year. Behind the pitching tandem of sophomores Riley and Bell, the Wildcats broke school records in nearly every pitching category. Kentucky's offense continued to make strides as well with improvements in batting average, home runs, RBI and sacrifice hits for the third consecutive season under the direction of Lawson.

HEAD COACH RACHEL LAWSON (TENTH SEASON)

Lawson's impact on the program was immediate as many Wildcats broke into the school record books under her tutelage. Pitcher Amber Matousek became the first pitcher in 10 years to record 10 or more strikeouts in a game when the sophomore right-hander achieved the feat three times in the season. Johnson set the school record for most doubles (20) in a season, while rocketing up the school charts for career home runs, doubles, batting average, slugging percentage and on-base percentage.

During the season the head coach also charted her 100th career victory in a 5-1 UK triumph over Eastern Illinois on March 1. Lawson became the winningest head coach in program history on April 10, 2013 with win No. 182 against Eastern Kentucky in Richmond, Ky.

Lawson became just the third head coach in the history of the Kentucky softball program after spending three seasons at Western Kentucky. She also served as an assistant coach at Maryland from 1996-2002 and was the associate head coach of the Philadelphia Force professional team in 2006.

Lawson tallied a record of 92-84 (.523) during her tenure with the Hilltoppers. In her first season at WKU, she led the Toppers to a spot in the Sun Belt Conference Tournament championship game. Picked to finish last in the preseason poll, WKU tied for second in the conference standings after setting a school record with 12 Sun Belt victories. The Billings, Mont., native led WKU to a 33-24 record in 2005 and reached the 30-win plateau again in 2007.

Lawson and the Hilltoppers battled nine NCAA Regional participants in 2006, including four teams ranked in the top 25, while finishing third in the Sun Belt regular-season play. She guided the squad to wins over perennial powers Long Beach State, South Florida, Mississippi Valley, as well as No. 13 Louisiana-Lafayette and No. 21 Louisville. In fact, then-freshman pitcher Ryan Rogge tossed the school's third no hitter against the Ragin' Cajuns in WKU's 8-0 victory.

The win handed UL its first run-rule defeat in an SBC contest. Three Hilltoppers - Lathrop, Rolfs and Rogge - each earned SBC Player- and Pitcher-of-the-Week honors throughout the season, as Rolfs and outfielder Alana Towns notched all-conference honors.

Lawson was a two-time all-conference player at Massachusetts, where she was part of a program that advanced to the 1992 Women's College World Series, and has seven years experience as an assistant coach at Maryland.

During her four-year career at UMass, Lawson helped the Minutewomen post a combined record of 142-68 (67.6 percent) including a 39-3 (92.9 percent) Atlantic 10 mark. In addition to the 1992 WCWS appearance, she was a part of squads that also advanced to the NCAA Tournament her freshman season, won three A-10 Tournament titles and claimed the league regular-season championship four straight years.

Lawson was honored individually for her accomplishments on and off the field. She was both an All-Conference and All-Atlantic 10 Tournament performer in 1992 and 1994, and was also named to the A-10 Academic all-conference squad following each of her final two seasons.

Lawson joined the Maryland staff in 1996 and helped the Terrapins post six winning seasons in her seven years in College Park. Her responsibilities included recruiting, scheduling, organizing practice and travel, as well as running camps and clinics. In 1999, Lawson and company were selected the National Fastpitch Coaches Association Mid-Atlantic Coaching Staff of the Year after leading the Terrapins to a 51-23 record, their first ACC regular-season title and the championship game of the NCAA Region II Tournament.

During her time at Maryland, Lawson helped eight individuals earn NFCA all-region accolades -- with an All-America honoree in 1999 -- and nine players collected all-conference honors.

A 1994 graduate of Massachusetts with a degree in exercise science, Lawson also earned her master's degree in sports management from UMass in 1998. She is the daughter of Elaine and Gerald Lawson and has 12 siblings.

Before Lawson	Team	During Lawson
11	Seasons	10
1	Winning Seasons	10
242 (.373)	Wins. (Pct.)	354 (.612)
64	SEC Wins	116
11	Wins vs. Top 25	81
0	NCAA Tournaments	8
0	Super Regionals	4
0	WCWS	1
4	All-SEC Honors	33
94	SEC Academic Honor Roll Honorees	132

LAWSON YEAR-BY-YEAR AS HEAD COACH

Year	Team	Overall Record	Conference Record
2005	Western Kentucky	33-24	11-8
2006	Western Kentucky	29-28	8-7
2007	Western Kentucky	30-32	11-13
2008	Kentucky	17-37	3-25
2009	Kentucky	34-23	13-14
2010	Kentucky	32-27	13-15
2011	Kentucky	40-16	14-9
2012	Kentucky	30-30	15-13
2013	Kentucky	41-21	13-11
2014	Kentucky	50-19	13-11
2015	Kentucky	32-26	5-19
2016	Kentucky	46-14	17-7
2017	Kentucky	32-13	9-9
Total	13 Seasons	444-308	144-159
	At Kentucky	354-229	115-133
	At WKU	92-84	30-31

2008-Present: Kentucky, Head Coach

2005-07: Western Kentucky, Head Coach

2006: Associate Head Coach, Philadelphia Force

1996-2002: Assistant Coach, Maryland

CAREER RECORDS

Games Played

1. Leslie Kwiatkowski	254	(1998-2001)
2. Tiffany Kruse	252	(1998-2001)
3. Griffin Joiner	249	(2012-2015)
Christian Stokes	249	(2013-2016)
5. Sylvester Samuel	244	(2013-2016)
6. Nikki Sagermann	242	(2013-2016)
7. Andy Eilertson	239	(1999-2002)
8. Lauren Cumbess	236	(2011-2014)
Maisie Steed	236	(2013-2016)
10. Emily Jolly	235	(2011-2014)

HITTING

Hits

1. Leslie Kwiatkowski	285	(1998-2001)
2. Nikki Jones	268	(2000-2003)
3. Molly Johnson	264	(2007-2010)
4. Lyndsey Angus	239	(2000-2003)
5. Tiffany Kruse	224	(1998-2001)
Natalie Smith	224	(2007-2010)
7. Griffin Joiner	212	(2012-2015)
8. Meagan Aull	211	(2008-2011)
9. Kara Dill	201	(2010-2013)
10. Angie Del Pozzo	197	(1999-2002)

Runs Batted In

1. Brittany Cervantes	161	(2009-2012)
2. Griffin Joiner	143	(2012-2015)
3. Leslie Kwiatkowski	137	(1998-2001)
4. Molly Johnson	135	(2007-2010)
5. Nikki Sagermann	121	(2013-2016)
Lauren Cumbess	118	(2011-2014)
Tiffany Kruse	118	(1998-2001)
7. Megan Yocke	115	(2008-2011)
8. Katie Campbell	112	(2004-2007)
9. Lyndsey Angus	111	(2000-2003)
10. Angie Del Pozzo	103	(1999-2002)

Batting Average (min. 200 at bats)

1. Molly Johnson	.389	(2007-2010)
2. Nikki Jones	.365	(2000-2003)
3. Lyndsey Angus	.360	(2000-2003)
4. Leslie Kwiatkowski	.351	(1998-2001)
5. Kara Dill	.330	(2010-2013)
6. Natalie Smith	.329	(2007-2010)
7. Brooke Marnitz	.320	(2004-2007)
8. Megan Yocke	.315	(2008-2011)
9. Sylvester Samuel	.309	(2013-2016)
10. Meagan Aull	.305	(2008-2011)

Doubles

1. Molly Johnson	56	(2007-2010)
2. Leslie Kwiatkowski	47	(1998-2001)
3. Lyndsey Angus	44	(2000-2003)
4. Brittany Cervantes	42	(2009-2012)
Tiffany Kruse	42	(1998-2001)
Griffin Joiner	42	(2012-2015)
7. Angie Del Pozzo	38	(1999-2002)
8. Lauren Cumbess	37	(2011-2014)
9. Meagan Aull	36	(2008-2011)
10. Christian Stokes	34	(2013-2016)

Triples

1. Leslie Kwiatkowski	20	(1998-2001)
2. Tiffany Kruse	18	(1998-2001)

3. Nikki Jones	12	(2000-2003)
4. Meghan Cooper	10	(2002-2006)
Angie Del Pozzo	10	(1999-2002)
Molly Johnson	10	(2007-2010)
Megan Yocke	10	(2008-2011)
8. Kara Dill	9	(2010-2013)
Jessica Nance	9	(2002-2005)
Natalie Smith	9	(2007-2010)

Walks

1. Griffin Joiner	131	(2012-2015)
2. Megan Yocke	122	(2008-2011)
Nikki Sagermann	122	(2013-2016)
4. Brittany Cervantes	118	(2009-2012)
5. Lyndsey Angus	98	(2000-2003)
6. Destinee Mordecai	89	(2007-2010)
7. Maisie Steed	84	(2013-2016)
8. Brooke Marnitz	77	(2004-2007)
9. Christian Stokes	70	(2013-2016)
10. Samantha DeMartine	71	(2008-2011)

At-Bats

1. Leslie Kwiatkowski	811	(1998-2001)
2. Tiffany Kruse	764	(1998-2001)
3. Nikki Jones	734	(2000-2003)
4. Griffin Joiner	700	(2012-2015)
5. Meagan Aull	691	(2008-2011)
6. Natalie Smith	681	(2007-2010)
7. Molly Johnson	678	(2007-2010)
8. Christian Stokes	676	(2013-2016)
8. Angie Del Pozzo	664	(1999-2002)
Andy Eilertson	664	(1999-2002)
10. Lauren Cumbess	663	(2011-2014)
Lyndsey Angus	663	(2000-2003)

Runs Scored

1. Molly Johnson	161	(2007-2010)
2. Leslie Kwiatkowski	145	(1998-2001)
3. Brittany Cervantes	139	(2009-2012)
4. Nikki Jones	138	(2000-2003)
5. Lyndsey Angus	136	(2000-2003)
Megan Yocke	136	(2008-2011)
7. Christian Stokes	125	(2013-2016)
8. Kara Dill	119	(2010-2013)
Sylvester Samuel	119	(2013-2016)
10. Meagan Aull	117	(2008-2011)

Home Runs

1. Brittany Cervantes	48	(2009-2012)
2. Griffin Joiner	35	(2012-2015)
Molly Johnson	35	(2007-2010)
4. Nikki Sagermann	34	(2013-2016)
5. Brooke Marnitz	31	(2004-2007)
6. Katie Campbell	30	(2004-2007)
7. Christian Stokes	27	(2013-2016)
8. Lauren Cumbess	26	(2011-2014)
9. Megan Yocke	25	(2008-2011)
Maisie Steed	25	(2013-2016)

Slugging Pct. (min. 200 at bats)

1. Molly Johnson	.656	(2007-2010)
2. Brittany Cervantes	.577	(2009-2012)
3. Brooke Marnitz	.575	(2004-2007)
4. Nikki Sagermann	.523	(2013-Pres.)
5. Griffin Joiner	.519	(2012-2015)

6. Leslie Kwiatkowski	.518	(1998-2001)
Megan Yocke	.518	(2008-2011)
8. Lyndsey Angus	.510	(2000-2003)
9. Nikki Sagermann	.508	(2013-2016)
10. Katie Campbell	.500	(2004-2007)

Total Bases

1. Molly Johnson	445	(2007-2010)
2. Leslie Kwiatkowski	420	(1998-2001)
3. Brittany Cervantes	370	(2009-2012)
4. Griffin Joiner	363	(2012-2015)
5. Lyndsey Angus	338	(2000-2003)
6. Tiffany Kruse	323	(1998-2001)
7. Megan Yocke	322	(2008-2011)
8. Nikki Sagermann	320	(2013-2016)
9. Christian Stokes	313	(2013-2016)
10. Nikki Jones	312	(2000-2003)

Stolen Bases

1. Sylvester Samuel	84	(2013-2016)
2. Leslie Kwiatkowski	82	(1998-2001)
3. Meagan Aull	71	(2008-2011)
4. Beth Fogel	70	(1999-2002)
5. Molly Johnson	66	(2007-2010)
6. Jessica Nance	64	(2002-2005)
7. Kara Dill	57	(2010-2013)
8. Nikki Jones	35	(2000-2003)
9. Angie Dal Pozzo	32	(1999-2002)
10. Megan Yocke	29	(2008-2011)
Maisie Steed	29	(2013-2016)

FIELDING

Fielding Pct. (min. 100 chances)

1. Jenny Schaper	.995	(2016-Pres.)
2. Griffin Joiner	.992	(2012-2015)
Megan Yocke	.992	(2008-2011)
4. Lauren Cumbess	.985	(2011-2014)
Jamie Dardis	.985	(2000-2002)
6. Maisie Steed	.984	(2013-2016)
7. Sam. DeMartine	.983	(2008-2011)
8. Lorie Horner	.982	(1997-2008)





CAREER RECORDS

Katie Campbell	.982	(2004-2007)
10. Alli Eckman	.981	(2005-2007)

Putouts

1. Griffin Joiner	1,557	(2012-2015)
2. Megan Yocke	1,203	(2008-2011)
3. Megan Glenn	1,117	(2003-2006)
4. Maisie Steed	1,051	(2013-2016)
5. Sam. DeMartine	1,041	(2008-2011)
6. Andy Eilertson	1,038	(1999-2002)
7. Lauren Cumbess	931	(2011-2014)
8. Katie Campbell	664	(2004-2007)
9. Lyndsey Angus	662	(2000-2003)
10. Nikki Jones	619	(2000-2003)

Assists

1. Angie Del Pozzo	552	(1999-2002)
2. Christian Stokes	517	(2013-2016)
3. Molly Johnson	510	(2007-2010)
4. Rachel Friberg	475	(2001-2004)
5. Meghan Cooper	452	(2002-2006)
6. Nikki Sagermann	450	(2013-2016)
7. Nikki Jones	416	(2000-2003)
8. Brittany Cervantes	374	(2009-2012)
9. Brooke Marnitz	364	(2004-2007)
10. Andy Eilertson	294	(1999-2002)

PITCHING

Appearances

1. Kelsey Nunley	171	(2013-2016)
2. Keary Camunas	158	(1997-2000)
3. Chanda Bell	143	(2009-2012)
4. Amy Kendall	133	(2003-2006)
5. Meagan Prince	111	(2013-Pres)
6. Jennifer Howland	105	(1999-2002)
7. Rachel Riley	97	(2009-2012)
8. Amber Matousek	90	(2007-2010)
9. Morgan Marr	80	(2000-2002)
10. Meghan Cooper	75	(2002-2006)

Innings Pitched

1. Kelsey Nunley	943.1	(2013-2016)
2. Keary Camunas	897.2	(1997-2000)
3. Chanda Bell	724.0	(2009-2012)
4. Amy Kendall	586.0	(2003-2006)
5. Rachel Riley	477.1	(2009-2012)
6. Jennifer Howland	476.2	(1999-2002)
7. Meagan Prince	477.1	(2013-Pres)
8. Amber Matousek	442.0	(2007-2010)
9. Morgan Marr	371.0	(2000-2002)
10. Meghan Cooper	340.2	(2002-2006)

Games Started

1. Keary Camunas	137	(1997-2000)
2. Kelsey Nunley	117	(2013-2016)
3. Chanda Bell	105	(2009-2012)
4. Amy Kendall	84	(2003-2006)
5. Amber Matousek	77	(2007-2010)
6. Jennifer Howland	74	(1999-2002)
7. Meagan Prince	67	(2014-Pres.)
8. Morgan Marr	61	(2000-2002)
9. Lauren Cumbess	57	(2011-2014)
Rachel Riley	57	(2009-2012)

ERA (min. 100 IP)

1. Kelsey Nunley	1.96	(2013-2016)
2. Meagan Prince	2.33	(2014-Pres.)
3. Keary Camunas	2.49	(1997-2000)
4. Chanda Bell	2.55	(2009-2012)
5. Rachel Riley	2.68	(2009-2012)
6. Shannon Smith	2.70	(2014-Pres.)
7. Lauren Cumbess	2.83	(2011-2014)
8. Jessica Trueblood	2.99	(2006)
9. Gretchen Prugh	3.03	(2004)
10. Morgan Marr	3.08	(2000-2002)

Opponent Batting Avg. (min. 250 batters faced)

1. Chanda Bell	.200	(2009-2012)
2. Shannon Smith	.202	(2014-Pres.)

3. Kelsey Nunley	.211	(2013-2016)
4. Lauren Cumbess	.215	(2011-2014)
5. Meagan Prince	.234	(2014-Pres.)
5. Gretchen Prugh	.238	(2004)
7. Keary Camunas	.247	(1997-2000)
8. Rachel Riley	.255	(2009-2012)
9. Jessica Trueblood	.258	(2006)

Strikeouts

1. Chanda Bell	910	(2009-2012)
2. Kelsey Nunley	809	(2013-2016)
3. Keary Camunas	550	(1997-2000)
4. Meagan Prince	421	(2014-Pres)
5. Amy Kendall	302	(2003-2006)
6. Rachel Riley	259	(2009-2012)
7. Lauren Cumbess	257	(2011-2014)
8. Amber Matousek	252	(2007-2010)
9. Shannon Smith	206	(2014-Pres)
10. Jennifer Howland	137	(1999-2002)

Wins

1. Kelsey Nunley	92	(2013-2016)
2. Chanda Bell	68	(2009-2012)
3. Meagan Prince	58	(2014-Pres)
4. Keary Camunas	54	(1997-2000)
5. Rachel Riley	40	(2009-2012)
6. Amy Kendall	31	(2003-2006)
7. Lauren Cumbess	29	(2011-2014)
Morgan Marr	29	(2000-2002)
9. Amber Matousek	28	(2007-2010)
10. Jennifer Howland	27	(1999-2002)

Saves

1. Kelsey Nunley	9	(2013-2016)
2. Meagan Prince	8	(2014-Pres)
3. Chanda Bell	6	(2009-2012)
4. Keary Camunas	5	(1997-2000)



SINGLE SEASON RECORDS

Games Played

1. Joiner/Stokes/Sagermann/Samuel	69	(2014)
2. Lauren Cumbess	67	(2014)
Tiffany Kruse	67	(1999)
Leslie Kwiatkowski	67	(1999)
3. Jennifer Howland	66	(1999)
4. Andy Eilertson	65	(2000)
Nikki Jones	65	(2000)
Tiffany Kruse	65	(2000)
7. Leslie Kwiatkowski	64	(2000)

Hits

1. Molly Johnson	81	(2009)
2. Leslie Kwiatkowski	80	(2000)
3. Leslie Kwiatkowski	77	(1999)
4. Tiffany Kruse	72	(1999)
5. Kara Dill	71	(2012)
Nikki Jones	71	(2003)
Leslie Kwiatkowski	71	(1998)
8. Molly Johnson	69	(2010)
9. Meagan Aull	68	(2011)
Nikki Jones	68	(2002)

Home Runs

1. Brooke Marnitz	21	(2007)
2. Brittany Cervantes	15	(2011)
3. Nikki Sagermann	13	(2014)
Brittany Cervantes	13	(2012)
Molly Johnson	13	(2010)
Lauren Cumbess	13	(2013)
7. Katie Campbell	12	(2007)
Amber Janneck	12	(2004)
9. Griffin Joiner	11	(2015)
Megan Yocke	11	(2011)
10. Griffin Joiner	10	(2013, 2014)
Lauren Cumbess	10	(2014)
Meagan Aull	10	(2011)
Brittany Cervantes	10	(2010)
Brittany Cervantes	10	(2009)
Samantha DeMartine	10	(2011)
Abbey Cheek	10	(2016)

HITTING

Batting Average

1. Nikki Jones	.442	(2002)
2. Molly Johnson	.433	(2009)
3. Molly Johnson	.401	(2008)
4. Brooke Marnitz	.399	(2007)
5. Leslie Kwiatkowski	.398	(2000)
6. Nikki Jones	.388	(2003)
7. Lyndsey Angus	.384	(2003)
8. Kara Dill	.377	(2011)
9. Molly Johnson	.375	(2010)
10. Leslie Kwiatkowski	.372	(1999)

Doubles

1. Molly Johnson	20	(2008)
2. Tiffany Kruse	16	(2000)
Leslie Kwiatkowski	16	(2001)
4. Brittany Cervantes	15	(2012)
5. Griffin Joiner	14	(2013)
Molly Johnson	14	(2009)
7. Christian Stokes	13	(2014)
Lyndsey Angus	13	(2002)
9. Lauren Cumbess	12	(2013, 2014)
Lyndsey Angus	12	(2000)
Meagan Aull	12	(2009)
Leslie Kwiatkowski	12	(1998)
Brooke Marnitz	12	(2006)
Brooklin Hinz	12	(2016)

Runs Batted In

1. Brooke Marnitz	61	(2007)
2. Brittany Cervantes	52	(2011)
Abbey Cheek	52	(2016)
4. Leslie Kwiatkowski	50	(2000)
5. Nikki Sagermann	49	(2014)
6. Griffin Joiner	43	(2015)
Leslie Kwiatkowski	43	(1999)
Lauren Cumbess	43	(2013)
9. Katie Campbell	42	(2006)
10. Lauren Cumbess	41	(2014)
Griffin Joiner	41	(2013)

At-Bats

1. Nikki Jones	212	(2000)
2. Tiffany Kruse	208	(1999)
3. Leslie Kwiatkowski	207	(1999)
4. Leslie Kwiatkowski	206	(1998)
5. Lauren Cumbess	203	(2014)
6. Kara Dill	202	(2012)
7. Jennifer Howland	201	(1999)
Leslie Kwiatkowski	201	(2000)
Lauren Cumbess	201	(2013)
10. Tiffany Kruse	199	(2000)

Triples

1. Tiffany Kruse	7	(2000)
2. Angie Del Pozzo	6	(2001)
Leslie Kwiatkowski	6	(2000)
Leslie Kwiatkowski	6	(1998)
5. Kara Dill	5	(2012)
Nikki Jones	5	(2003)
Tiffany Kruse	5	(1999)
Megan Yocke	5	(2009)

Runs Scored

1. Brittany Cervantes	55	(2011)
2. Molly Johnson	53	(2009)
3. Molly Johnson	48	(2010)
4. Megan Yocke	47	(2011)
5. Kara Dill	44	(2011)
6. Leslie Kwiatkowski	43	(2000)
7. Brooke Marnitz	42	(2007)
Abbey Cheek	42	(2016)
8. Meagan Aull	41	(2011)
9. Leslie Kwiatkowski	40	(1999)
10. Nikki Jones	39	(2000)

Total Bases

1. Brooke Marnitz	137	(2007)
2. Molly Johnson	130	(2009)
3. Molly Johnson	125	(2010)
4. Leslie Kwiatkowski	117	(1999)
5. Lauren Cumbess	116	(2013)
6. Leslie Kwiatkowski	115	(2000)
7. Meagan Aull	112	(2011)
8. Angie Del Pozzo	110	(2001)
9. Lauren Cumbess	108	(2014)
Brittany Cervantes	108	(2012)
11. Brittany Cervantes	105	(2011)
Molly Johnson	105	(2008)



Megan Yocke



SINGLE SEASON RECORDS

On-Base Pct.

1. Molly Johnson	.498	(2009)
2. Brittany Cervantes	.490	(2011)
3. Megan Yocke	.483	(2011)
4. Lyndsey Angus	.478	(2003)
5. Molly Johnson	.472	(2008)
6. Nikki Jones	.466	(2002)
7. Brooke Marnitz	.454	(2007)
8. Griffin Joiner	.451	(2014)
9. Molly Johnson	.450	(2010)
10. Lyndsey Angus	.444	(2002)

Slugging Pct.

1. Brooke Marnitz	.895	(2007)
2. Molly Johnson	.695	(2009)
3. Molly Johnson	.679	(2010)
4. Brittany Cervantes	.677	(2011)
5. Molly Johnson	.669	(2008)
6. Katie Campbell	.640	(2007)
7. Becky Bishop	.632	(2007)
8. Brittany Cervantes	.615	(2012)
9. Rachel Riley	.611	(2011)
10. Megan Yocke	.604	(2011)

Sacrifice Hits

1. Beth Fogle	13	(2001)
Megan Yocke	13	(2009)
3. Lorie Melchi	12	(2003)
Megan Yocke	12	(2010)
5. Sylver Samuel	11	(2013, 2014)
Michelle Bucci	11	(1997)
Beth Fogle	11	(2000)
Jennifer Howland	11	(1999)
Stephanie Thompson	11	(1998)
Megan Yocke	11	(2008)

Sacrifice Flies

1. Alice O'Brien	5	(2013)
2. Nikki Sagermann	4	(2014)
Lyndsey Angus	4	(2000)
Rachel Friberg	4	(2002)
Brooke Marnitz	4	(2004)
7. Lauren Cumbess	3	(2014)
Meagan Aull	3	(2011)
Meagan Aull	3	(2009)
Meghan Cooper	3	(2004)
Angie Dal Pozzo	3	(2002)
Andy Eilertson	3	(2000)
Lorie Horner	3	(1997)
Brooke Marnitz	3	(2007)
Abbey Cheek	3	(2016)
Katie Reed	3	(2016)

Stolen Bases

1. Beth Fogle	34	(1999)
2. Leslie Kwiatkowski	28	(2000)
3. Meagan Aull	26	(2009)
4. Molly Johnson	24	(2009)
5. Sylver Samuel	23	(2016)
6. Leslie Kwiatkowski	22	(1999)
7. Sylver Samuel	21	(2013)
Kara Dill	21	(2012)

Jessica Nance	21	(2004)
10. Sylver Samuel	20	(2014, 2015)
Kara Dill	20	(2011)
Molly Johnson	20	(2010)

Walks

1. Brittany Cervantes	48	(2011)
2. Griffin Joiner	47	(2014)
Megan Yocke	47	(2011)
4. Griffin Joiner	36	(2015)
5. Nikki Sagermann	35	(2016)
6. Maisie Steed	34	(2013)
7. Brittany Cervantes	33	(2012)
8. Griffin Joiner	32	(2015)
9. Brooke Marnitz	31	(2006)
10. Nikki Sagermann	30	(2015)
Ansley Smith	30	(2014)

Hit by Pitch

1. Meghan Cooper	16	(2006)
2. Ansley Smith	15	(2014)
3. Emily Gaines	13	(2014)
4. Griffin Joiner	12	(2012)
5. Molly Johnson	10	(2008)
Molly Johnson	10	(2009)
Molly Johnson	10	(2010)
8. Ansley Smith	9	(2015)
Meagan Aull	9	(2009)
Samantha DeMartine	9	(2011)
Amber Janneck	9	(2005)
Leslie Kwiatkowski	9	(2001)

FIELDING

Putouts

1. Griffin Joiner	442	(2014)
2. Jenny Schaper	399	(2016)
3. Griffin Joiner	390	(2012)
4. Jamie Dardis	382	(2000)
Griffin Joiner	382	(2015)
6. Megan Yocke	369	(2010)
7. Megan Glenn	366	(2006)
8. Samantha DeMartine	363	(2009)

Assists

1. Christian Stokes	167	(2014)
Angie Dal Pozzo	167	(2001)
3. Lindsay Houser	148	(1998)
4. Angie Dal Pozzo	143	(1999)
Molly Johnson	143	(2009)
6. Nikki Sagermann	141	(2014)
7. Christian Stokes	140	(2015)
8. Molly Johnson	131	(2010)
9. Angie Dal Pozzo	129	(2002)
Rachel Friberg	129	(2003)

Fielding Pct.

1. Griffin Joiner	1.000	(2015)
Emily Jolly	1.000	(2014)
Maisie Steed	1.000	(2014)
Meagan Aull	1.000	(2009)
Michelle Bucci	1.000	(1999)
Beth Fogle	1.000	(2002)
Jennifer Howland	1.000	(2001)
7. Griffin Joiner	.998	(2014)
8. Megan Yocke	.997	(2011)
Megan Yocke	.997	(2009)
10. Katie Campbell	.996	(2006)



Meagan Aull

SINGLE SEASON RECORDS

PITCHING

ERA (min. 10 appearances)

1. Kelsey Nunley	1.27	(2016)
2. Keary Camunas	1.68	(2000)
3. Kelsey Nunley	1.88	(2014)
4. Meagan Prince	1.85	(2016)
5. Lauren Cumbess	1.99	(2011)
6. Lauren Cumbess	2.07	(2014)
7. Kelsey Nunley	2.14	(2013)
8. Chanda Bell	2.24	(2011)
9. Jennifer Howland	2.30	(2000)
10. Rachel Riley	2.35	(2009)

Win-loss pct. (min. 10 appearances)

1. Shannon Smith	1.000 (3-0)	(2016)
2. Ellen Weaver	.857 (6-1)	(2011)
3. Kelsey Nunley	.777 (21-6)	(2016)
Meagan Prince	.777 (21-6)	(2016)
5. Lauren Cumbess	.750 (6-2)	(2011)
6. Lauren Cumbess	.731 (30-11)	(2014)
7. Kelsey Nunley	.731 (30-11)	(2014)
8. Rachel Riley	.722 (13-5)	(2011)
9. Kelsey Nunley	.711 (27-11)	(2013)
10. Chanda Bell	.704 (19-8)	(2009)

Wins

1. Kelsey Nunley	30	(2014)
2. Kelsey Nunley	27	(2013)
3. Kelsey Nunley	21	(2016)
Meagan Prince	21	(2016)
5. Chanda Bell	19	(2009)
Keary Camunas	19	(2000)
7. Chanda Bell	18	(2010)
8. Morgan Marr	17	(2001)
9. Chanda Bell	16	(2012)
10. Chanda Bell	15	(2011)
Keary Camunas	15	(1998)

Saves

1. Kelsey Nunley	5	(2015)
2. Chanda Bell	4	(2012)
Keary Camunas	4	(1999)
Jessica Trueblood	4	(2006)
5. Kelsey Nunley	2	(2013)
Meghan Cooper	2	(2002)
Jennifer Young	2	(2007)
Meagan Prince	2	(2016)

Innings Pitched

1. Kelsey Nunley	282.1	(2014)
2. Kelsey Nunley	268.2	(2013)
3. Keary Camunas	251.1	(1998)
4. Amy Kendall	229.0	(2003)
5. Keary Camunas	226.2	(1999)
6. Keary Camunas	225.2	(2000)
7. Chanda Bell	219.1	(2010)
8. Kelsey Nunley	211.0	(2015)
9. Morgan Marr	195.2	(2001)
10. Keary Camunas	194.0	(1997)

Appearances

1. Samantha Allen	49	(2005)
2. Kelsey Nunley	47	(2013)

3. Kelsey Nunley	45	(2014)
4. Keary Camunas	43	(1999)
5. Kelsey Nunley	42	(2015)
6. Keary Camunas	41	(2000)
7. Keary Camunas	40	(1998)
Amy Kendall	40	(2003)
9. Chanda Bell	39	(2012)
10. Chanda Bell	37	(2010)
Morgan Marr	37	(2001)
Kelsey Nunley	37	(2016)

Games Started

1. Keary Camunas	37	(1998)
2. Kelsey Nunley	36	(2014)
Keary Camunas	36	(2000)
4. Chanda Bell	34	(2010)
Keary Camunas	34	(1999)
6. Amy Kendall	32	(2003)
7. Morgan Marr	31	(2001)
8. Kelsey Nunley	30	(2015)
Keary Camunas	30	(1997)
10. Samantha Allen	29	(2005)
Amber Matousek	29	(2008)

Complete Games

1. Keary Camunas	33	(1998)
2. Kelsey Nunley	31	(2014)
3. Amy Kendall	29	(2003)
Keary Camunas	28	(2000)
5. Chanda Bell	26	(2010)
Keary Camunas	26	(1999)
Amber Matousek	26	(2008)
8. Jessica Trueblood	25	(2006)
Kelsey Nunley	25	(2013)
10. Keary Camunas	23	(1997)
Morgan Marr	23	(2001)

Shutouts

1. Keary Camunas	9	(2000)
2. Kelsey Nunley	7	(2014)
Kelsey Nunley	7	(2016)
Chanda Bell	7	(2011)
4. Keary Camunas	6	(1998)
5. Rachel Riley	5	(2010)
Meagan Prince	5	(2016)
6. Kelsey Nunley	4	(2015)
Chanda Bell	4	(2010)
Keary Camunas	4	(1999)
Jennifer Howland	4	(2000)
Rachel Riley	4	(2011)

Strikeouts

1. Chanda Bell	288	(2010)
2. Kelsey Nunley	219	(2014)
3. Chanda Bell	216	(2009)
4. Chanda Bell	205	(2011)
5. Kelsey Nunley	203	(2016)
6. Chanda Bell	201	(2012)
7. Kelsey Nunley	194	(2015)
8. Kelsey Nunley	193	(2013)
9. Keary Camunas	164	(1999)
10. Keary Camunas	149	(1998)

Opponent Batting Avg. (min. 200 at-bats)

1. Chanda Bell	.175	(2011)
2. Kelsey Nunley	.178	(2016)
3. Lauren Cumbess	.193	(2012)
4. Chanda Bell	.200	(2010)
5. Lauren Cumbess	.201	(2011)
6. Lauren Cumbess	.203	(2014)
7. Chanda Bell	.208	(2012)
8. Kelsey Nunley	.213	(2014)
9. Kelsey Nunley	.215	(2013)
10. Meagan Prince	.214	(2016)



Keary Camunas



Jessica Trueblood



GAME RECORDS

HITTING

At-bats

6	Christian Stokes	vs. South Carolina	4/18/15
	Lauren Cumbess	at Ole Miss	4/13/14
	Kara Dill	at USC Upstate	2/24/13
	Nikki Jones	vs. Arkansas	4/27/03
	Jackie Haynes	vs. Middle Tennessee State	4/1/97
	Michelle Bucci	vs. Middle Tennessee State	4/1/97
	Jacki Haynes	vs. Mississippi State	4/11/97

Runs Scored

4	Griffin Joiner	vs. UNC	3/12/13
	Lyndsey Angus	vs. Belmont	2/23/02
	Angie Dal Pozzo	vs. Akron	3/9/01
	Beth Fogle	vs. Tennessee Tech	2/18/00
	Molly Johnson	vs. Ohio State	4/16/08
	Megan Yocke	vs. Indiana	4/1/08

Hits

5	Christian Stokes	vs. Long Beach State	2/19/15
	Beth Fogle	vs. Morehead State	3/5/02

RBI

6	Nikki Sagermann	at Alabama	5/5/13
	Griffin Joiner	vs. UNC	3/12/13
	Leslie Kwiatkowski	vs. Eastern Kentucky	3/1/00
	Brooke Marnitz	vs. Southern Miss.	2/10/07
	Rachel Riley	at Austin Peay	4/6/11

Doubles

3	Christian Stokes	vs. South Carolina	4/18/15
	Molly Johnson	vs. Indiana	4/1/08
	Emily Jolly	vs. DePaul	2/12/11

Triples

3	Meghan Cooper	vs. Kent State	2/17/06
---	---------------	----------------	---------

Home Runs

2 (30 times)			
	Last: Rachael Metzger	at Georgia	3/19/17

Total Bases

10	Griffin Joiner	vs. UNC	3/12/13
	Brooke Marnitz	vs. Indiana State	2/25/06
	Angie Dal Pozzo	vs. Akron	3/9/01

Walks

4 (2 times)			
	Last: Griffin Joiner	at Texas	2/16/14

Strikeouts

4 (8 times)			
	Last: Emily Gaines	vs. DePaul	5/18/14

Sacrifice Hits

2 (44 times)			
	Last: Reed & Cheek	at Georgia	3/18/17

Sacrifice Flies

2	Abbey Cheek	at Georgia	3/18/17
---	-------------	------------	---------

Stolen Bases

4	Erin Rethlake	vs. Drexel	3/10/17
	Meagan Aull	vs. Kent State	3/24/09

Hit By Pitch

3	Ashley Dimkich	vs. Youngstown State	3/4/06
---	----------------	----------------------	--------

FIELDING

Putouts

21	Megan Yocke	vs. Tennessee Tech	4/16/11
----	-------------	--------------------	---------

Assists

9	Amber Janneck	vs. Eastern Kentucky	4/6/05
	Amber Janneck	vs. Western Kentucky	4/13/05
	Molly Johnson	vs. Florida	4/11/09

	Angie Dal Pozzo	vs. Louisville	4/18/01
--	-----------------	----------------	---------

Errors

4	Brooke Marnitz	vs. Alabama	3/21/04
	Nikki Jones	vs. Morehead State	3/5/02
	Angie Dal Pozzo	vs. Texas-San Antonio	2/10/01
	Meredith Seales	vs. UNC Greensboro	2/22/97

Passed Balls

4	Alli Eckman	vs. Ole Miss	3/12/05
---	-------------	--------------	---------

PITCHING

Innings Pitched

11.0	Meagan Prince	at #5 UCLA	2/15/17
11.0	Keary Camunas	vs. Campbell	2/21/98
11.0	Rachel Riley	at Arkansas	3/16/11

Fewest Hits Allowed

0	17 Times		
	Last: Meagan Prince	vs. Northern Kentucky	3/22/16

Perfect Game

	Chanda Bell	at Austin Peay (Game 1)	4/6/11
	Rachel Riley	at Austin Peay (Game 2)	4/6/11

Runs Allowed

16	Lorie Horner	vs. Alabama	3/21/98
	Jennifer Young	vs. Indiana	4/1/08

Earned Runs Allowed

13	Amber Matousek	vs. Alabama	3/22/08
	Amber Matousek	vs. LSU	4/9/08

Walks Allowed

9	Jennifer Young	vs. Indiana	4/1/08
---	----------------	-------------	--------

Strikeouts

16	Chanda Bell	vs. Colorado State	2/25/11
16	Chanda Bell	vs. Tennessee Tech	4/16/11

Hits Allowed

18	Lorie Horner	vs. Alabama	3/21/98
18	Rachel Riley	at Georgia	4/10/11

Doubles Allowed

8	Jennifer Howland	vs. Akron	3/9/01
---	------------------	-----------	--------

Triples Allowed

2	Samantha Allen	vs. Cal-Poly	2/12/05
	Jennifer Howland	vs. Georgia	3/7/01
	Lorie Horner	vs. Missouri	2/15/97

Home Runs Allowed

6	Amber Matousek	vs. Alabama	3/22/08
---	----------------	-------------	---------

Hit Batters

8	Kelsey Nunley	vs. Miss. State	5/7/14
---	---------------	-----------------	--------





TEAM RECORDS

TEAM RECORDS-GAME

Hitting

At Bats:	43 at Ole Miss	4/13/14
Runs Scored:	18 2x, last vs. UNC.....	3/12/13
Hits:	18 vs. Indiana	3/18/00
Doubles:	6 twice, last at Miami (OH)	3/17/09
Triples:	4 vs. Louisville	4/10/02
Home Runs:	5 2x, last at Ole Miss	4/13/14
RBI:	18 vs. UNC.....	3/12/13
Total Bases:	33 3x, last at MTSU	4/17/13
Walks:	13 vs. Indiana	3/2/08
Strikeouts:	18 vs. WKU.....	4/23/15
Stolen Bases:	8 vs. Samford	3/20/99

Fielding

Putouts:	33 5x, last vs. South Carolina	4/18/15
Assists:	25 at South Carolina	5/2/09
Errors:	7 vs. Texas-San Antonio.....	2/10/01
Double Plays:	3 seven times, last vs. SIU	2/13/15

Pitching

Innings Pitched:	11 5x, last vs. South Carolina	4/18/15
Runs Allowed:	18 vs. Florida.....	3/17/01
Earned Runs Allowed:	17 2x, last vs. Georgia	3/28/10
Hits Allowed:	19 vs. Arkansas	3/31/07
Fewest Hits Allowed:	0 17x, last vs. NKU.....	3/22/16
Doubles Allowed:	8 vs. Akron	3/9/01
Triples Allowed:	3 vs. Georgia	3/7/01
Home Runs Allowed:	6 vs. Alabama.....	3/22/08
Walks Allowed:	9 4x, last at Alabama.....	5/4/13
Strikeouts:	20 vs. Tennessee Tech.....	4/16/11

TEAM RECORDS-SEASON

Hitting

Batting Average:295 2011
At Bats:	1,797 2014
Runs Scored:	319 2014
Hits:	477 2000
Doubles:	80 2014
Triples:	18 2000, 2001, 2002
Home Runs:	71 2014
RBI:	280 2011
Total Bases:	783 2014
Walks:	219 2014
Strikeouts:	426 2004
Stolen Bases:	89 1999

Fielding

Fielding Percentage:972 2006
Putouts:	1,455 2014
Assists:	673 2001
Errors:	131 1997
Double Plays:	32 2002

Pitching

Lowest ERA:	1.71 2016
Lowest Opponents Batting Average:191 2016
Innings Pitched:	485.0 2014
Runs Allowed:	333 2005
Fewest Runs Allowed:	130 2016
Earned Runs Allowed:	253 2005
Fewest Earned Runs Allowed:	98 2016
Hits Allowed:	523 2005
Fewest Hits Allowed:	250 2016
Doubles Allowed:	101 2003
Fewest Doubles Allowed:	44 2016
Triples Allowed:	16 1997
Fewest Triples Allowed:	2 2004
Home Runs Allowed:	58 2008
Fewest Home Runs Allowed:	10 1997
Walks Allowed:	182 2013
Fewest Walks Allowed:	93 1997
Strikeouts:	403 2014
Shutouts:	16 2000

TEAM RECORDS-SEASON

Games played	69 2014
Wins	50 2014
Losses	44 1997 & 1999
Highest winning percentage781 (43-12) 2016
Lowest winning percentage.....	.185 (10-44) 1997
Seasons team fielded	18 (first in 1997)
Winning seasons.....	8 (last in 2016)
Losing seasons.....	11 (last in 2008)
First tie.....	UK 2, Texas-Arlington 2 (2/15/04)
Longest coaching tenure	Rachel Lawson, 10 yrs.....	(2008-Pres.)
.....	Beth Pruitt, 8 yrs. (1997-2004)

Consecutive losses.....	21 3/15/03-4/13/03
Consecutive wins.....	13 2/24-Present
Consecutive shutout wins:	4 2/20/16 - 2/27/16
Consecutive shutout losses:	6 3/29/06-4/2/06
Consecutive games without an error:	6 3/6/15 - 3/15/15
Extra-inning games:	10 2014
Extra-inning wins:	8 2014
Consecutive games with a stolen base:	16 2/17/02-3/17/02
Consecutive games with a double:	12 3/16/02-4/6/02
Consecutive games without extra-base hit:	5 3/9/97-3/12/97
Most Combined Runs in a Game:	29 (4/1/08 Indiana 16, UK 13)
Largest Margin of Victory:	18 3/12/13 vs. UNC



SINGLE SEASON RECORDS BY CLASS

HITTING

Batting Average

Senior	Brooke Marnitz	.399	2007
Junior	Nikki Jones	.442	2002
Soph.	Molly Johnson	.401	2008
Fresh.	Natalie Smith	.370	2007

Hits

Senior	Nikki Jones	71	2003
Junior	Molly Johnson	81	2009
Soph.	Leslie Kwiatkowski	77	1999
Fresh.	Leslie Kwiatkowski	71	1998

Doubles

Senior	Leslie Kwiatkowski	16	2001
Junior	Tiffany Kruse	16	2000
Soph.	Molly Johnson	20	2008
Fresh.	Lyndsey Angus	12	2000

Triples

Senior	Nikki Jones	5	2003
Junior	Tiffany Kruse	7	2000
Soph.	Tiffany Kruse	5	1999
Fresh.	Leslie Kwiatkowski	6	1998

Home Runs

Senior	Brooke Marnitz	21	2007
Junior	Brittany Cervantes	15	2011
Soph.	Nikki Sagermann	13	2014
Fresh.	Amber Janneck	12	2004

Runs Batted In

Senior	Brooke Marnitz	61	2007
Junior	Brittany Cervantes	52	2011
Soph.	Nikki Sagermann	49	2014
Fresh.	Abbey Cheek	52	2016

Runs Scored

Senior	Molly Johnson	48	2010
Junior	Brittany Cervantes	55	2011
Soph.	Kara Dill	44	2011
Fresh.	Abbey Cheek	42	2016

Total Bases

Senior	Brooke Marnitz	137	2007
Junior	Molly Johnson	130	2009
Soph.	Leslie Kwiatkowski	117	1999
Fresh.	Abbey Cheek	99	2016

On Base Pct.

Senior	Megan Yocke	.483	2011
Junior	Molly Johnson	.498	2009
Soph.	Molly Johnson	.472	2008
Fresh.	Nikki Sagermann	.423	2013

Slugging Pct.

Senior	Brooke Marnitz	.895	2007
Junior	Molly Johnson	.695	2009
Soph.	Molly Johnson	.669	2008
Fresh.	Abbey Cheek	.576	2016

Sacrifice Hits

Senior	Tiffany Kruse	9	2001
Junior	Beth Fogle	13	2001
Soph.	Megan Yocke	13	2009
Fresh.	Lorie Melchi	12	2003

Sacrifice Flies

Senior	Alice O'Brien	5	2013
Junior	Lorie Horner,	3	1997
Soph.	Nikki Sagermann	4	2014
	Rachel Friberg	4	2002
Fresh.	Lyndsey Angus	4	2000
	Brooke Marnitz	4	2004

Stolen Bases

Senior	Sylvester Samuel	23	2016
Junior	Leslie Kwiatkowski	28	2000
Soph.	Meagan Aull	26	2009
Fresh.	Beth Fogle	34	1999

Walks

Senior	Megan Yocke	47	2011
Junior	Brittany Cervantes	48	2011
Soph.	Ansley Smith	30	2014
Fresh.	Maisie Steed	44	2013

Hit by Pitch

Senior	Meghan Cooper,	16	2006
Junior	Molly Johnson	10	2009
Soph.	Ansley Smith	15	2014
Fresh.	Griffin Joiner	12	2012

FIELDING

Putouts

Senior	Maisie Steed	385	2016
Junior	Griffin Joiner	442	2014
Soph.	Griffin Joiner	343	2013
Fresh.	Jenny Schaper	399	2016

Assists

Senior	Molly Johnson	131	2010
Junior	Angie Dal Pozzo	167	2001
Soph.	Christian Stokes	167	2014
Fresh.	Angie Dal Pozzo	143	1999

Fielding Pct.

Senior	Griffin Joiner	1.000	2015
	Beth Fogle	1.000	2002
Junior	Michelle Bucci	1.000	1999
	Jennifer Howland	1.000	2001
Soph.	Meagan Aull	1.000	2009
Fresh.	Jenny Schaper	.993	2016

PITCHING

ERA (min. 10 appearances)

Senior	Kelsey Nunley	1.27	2016
Junior	Meagan Prince	1.85	2016
Soph.	Kelsey Nunley	1.88	2014
Fresh.	Lauren Cumbess	1.99	2011

Win-loss pct. (min. 10 appearances)

Senior	Lauren Cumbess	.909 (10-1)	2014
Junior	Meagan Prince	.778 (21-6)	2016
Soph.	Kelsey Nunley	.731 (30-11)	2014
Fresh.	Ellen Weaver	.857 (6-1)	2011

Wins

Senior	Kelsey Nunley	21	2016
Junior	Meagan Prince	21	2016
Soph.	Kelsey Nunley	30	2014
Fresh.	Kelsey Nunley	27	2013

Appearances

Senior	Keary Camunas	41	2000
Junior	Keary Camunas	43	1999
Soph.	Kelsey Nunley	45	2014
Fresh.	Samantha Allen	49	2005

Games Started

Senior	Keary Camunas	36	2000
Junior	Keary Camunas	34	1999
Soph.	Kelsey Nunley	36	2014
Fresh.	Amy Kendall	32	2003

Complete Games

Senior	Keary Camunas	28	2000
Junior	Keary Camunas	26	1999
Soph.	Keary Camunas	33	1998
Fresh.	Amy Kendall	29	2003

Shutouts


Senior	Keary Camunas	9	2000
Junior	Chanda Bell	7	2011
Soph.	Kelsey Nunley	7	2014
Fresh.	Chanda Bell	3	2009
	Lauren Cumbess	3	2011
	Kelsey Nunley	3	2013

Strikeouts


Senior	Kelsey Nunley	203	2016
Junior	Chanda Bell	205	2011
Soph.	Chanda Bell	288	2010
Fresh.	Chanda Bell	216	2009

Opponent Batting Avg. (min. 200 AB)

Senior	Kelsey Nunley	.178	2016
Junior	Chanda Bell	.175	2011
Soph.	Lauren Cumbess	.193	2012
Fresh.	Lauren Cumbess	.201	2011



PLAYER BIOS



BRYNLEE BIGELOW

#42 • R/R • INF/OF • FRESHMAN • SOMERSET, KY (SOMERSET INDEPENDANCE)

Has appeared in 41 games for the Wildcats this season, with most coming in the pinch running role ... Known for her speed on the basepaths ... Has 12 runs scored on the season - all as a pinch-runner and has scored in three games in a row ... Came around to score two against Arkansas in the last two games of the series ... Stole two bases in the Arkansas series and also stole a base in game three vs. Missouri ... Struck out in her only career at-bat (vs. Memphis) ... Will play the corner outfield positions defensively.

Category	Season High (Last)	Career High (Last)
At-Bats	1, vs. Memphis (2/26/17)	1, vs. Memphis (2/26/17)
Runs	1, 12 times (at UT-Martin, 4/26/17)	1, 12 times (at UT-Martin, 4/26/17)
Hits	-	-
RBI	-	-
Walks	-	-
Stolen Bases	1, six times (at Mizzou, 4/23/17)	1, six times (at Mizzou, 4/23/17)
Hitting Streak (current)	0 (0)	0 (0)

CAREER STATS

Year	AVG	GP	GS	AB	R	H	2B	3B	HR	RBI	TB	SLG%	BB	HBP	SO	GDP	OB%	SF	SH	SB	ATT	PO	A	E	FLD%
2017	.000	41	3	1	12	0	0	0	0	0	0	.000	0	0	1	0	.000	0	1	6	9	2	0	0	1.000
TOTAL	.000	41	3	1	12	0	0	0	0	0	0	.000	0	0	1	0	.000	0	1	6	9	2	0	0	1.000



ABBEY CHEEK

#11 • R/R • INF • SOPHOMORE • INMAN, S.C. (CHAPMAN)

Current team leader in runs scored, home runs and RBI ... SEC leader with five HR's in conference play ... Has hits in 24 of the last 34 games ... Hit a grand slam, the second of her career, against Illinois-Chicago in the bottom of the fifth inning in a 2-2 game at the time ... Home runs have come against Pittsburgh, Florida Atlantic, Memphis, Illinois-Chicago, Drexel, Arkansas, Tennessee and Mizzou this season ... Has stolen seven bases in eight tries this season, including 4-for-4 at the Coach B Classic in week four of the season ... Has 10 multi-RBI games on the season to lead all UK players ... Hit .574 overall with four RBI and two runs scored against Arkansas ... Went 2-for-3 with an RBI against Louisville ... Had two hits against Indiana for her second multi-hit game in the last five games ... Hit .476 vs. Mizzou, belting three home runs, knocking in five runs and coming around to score four times, including scoring a run in all three games ... Named CollegeSports Madness SEC Player of the Week (4/25).

Category	Season High (Last)	Career High (Last)
At-Bats	5, vs. UCLA (2/15/17)	5, vs. UCLA (2/15/17)
Runs	3, vs. Southern Illinois (3/3/17)	3, vs. Southern Illinois (3/3/17)
Hits	3, two times (vs. Southern Illinois (3/3/17)	3, three times (vs. Southern Illinois (3/3/17)
RBI	4 vs. UIC (3/4/17)	4, six times (vs. UIC, 3/4/17)
Walks	1, 13 times (at Mizzou, 4/23/17)	2, at South Carolina (3/13/16)
Stolen Bases	3, vs. Southern Illinois (3/3/17)	3, vs. Southern Illinois (3/3/17)
Hitting Streak (current)	8 games (0)	12 games (2016)

CAREER STATS

Year	AVG	GP	GS	AB	R	H	2B	3B	HR	RBI	TB	SLG%	BB	HBP	SO	GDP	OB%	SF	SH	SB	ATT	PO	A	E	FLD%
2016	.326	60	60	172	42	56	9	2	10	52	99	.576	18	6	27	5	.402	3	1	4	7	86	58	5	.966
2017	.333	45	45	132	28	44	6	0	10	33	80	.606	14	3	20	1	.404	2	1	7	8	43	123	10	.943
TOTAL	.329	105	105	304	70	100	15	2	20	85	179	.589	32	9	47	6	.403	5	2	11	15	129	181	15	.954



KELSEE HENSON

#19 • L/R • OF • SOPHOMORE • PADUCAH, KY. (McCRACKEN CO.)

Had a career-high two RBI's in a win over Central Florida on opening weekend, with one coming as an RBI single up the middle, and the other coming as a SAC fly to deep center to tie the game at the time ... Is a power bat off the bench for UK with most of her appearances coming in the pinch-hit variety ... Will play the corner outfield spots when in the field ... Stole her first-career base vs. Michigan on March 12 ... Started games two and three for UK in the DP spot against Arkansas ... Scored her third run this season in a pinch-running capacity in game three at Mizzou.

Category	Season High (Last)	Career High (Last)
At-Bats	2, vs. Michigan (3/12/17)	2, four times (vs. Michigan, 3/12/17)
Runs	1, three times, last at Mizzou (4/23/17)	1, five times last at Mizzou (4/23/17)
Hits	1, vs. FAMU (2/12/17)	1, six times (vs. FAMU, 2/12/17)
RBI	2 vs. Central Florida (2/11/17)	3 vs. New Mexico (2/14/16)
Walks	-	1, vs. Miami OH, 2/26/16)
Stolen Bases	1 vs. Michigan (3/12/17)	1 vs. Michigan (3/12/17)
Hitting Streak (current)	1 (0)	2

CAREER STATS

Year	AVG	GP	GS	AB	R	H	2B	3B	HR	RBI	TB	SLG%	BB	HBP	SO	GDP	OB%	SF	SH	SB	ATT	PO	A	E	FLD%
2016	.357	14	2	14	2	5	1	0	1	6	9	.643	1	0	4	0	.400	0	1	0	0	0	0	0	.000
2017	.091	22	5	11	3	1	0	0	0	3	1	.091	0	0	4	0	.077	2	0	1	2	0	0	0	.000
TOTAL	.240	36	7	25	5	6	1	0	1	9	10	.400	1	0	8	0	.250	2	1	1	2	0	0	0	.000



BROOKLIN HINZ

#25 • R/R • OF • JUNIOR • OLATHE, KAN. (ST. THOMAS AQUINAS)

Has the best workrate of anyone as far as time hitting extra in the cages and working on her offense according to Rachel Lawson ... Hit seven HR's a season ago ... Has 14 runs scored on 14 hits so far this season, including three in the John Cropp Classic ... Has stolen eight bases already this year after only two in her prior two seasons combined at Kentucky ... Hit a home run vs. Evansville in a 0-0 game in the bottom of the fourth inning to give UK the lead ... Had her first multi-hit game of the season vs. Evansville as well ... Scored as a pinch runner against Florida to put the Wildcats up 4-1 in the game UK won ... Had a double against Mizzou for her first hit since March 19 (15 games).

Category	Season High (Last)	Career High (Last)
At-Bats	4, vs. Drexel (3/10/17)	4, 13 times, (Drexel, 3/10/17)
Runs	2, three times (vs. Evansville (3/10/17)	2, nine times (vs. Drexel (3/10/17)
Hits	2, vs. Evansville, 3/10/17	3, three times, (at South Carolina, 3/11/16)
RBI	3, vs. Memphis (2/25/17)	4 vs. Albany, 3/4/16)
Walks	1, five times (vs. Michigan, 3/12/17)	2, twice, at Arkansas (2/25/16)
Stolen Bases	1, six times (vs. Northern Illinois, 3/3/17)	1, eight times, (vs. Northern Illinois, 3/3/17)
Hitting Streak (current)	3 games (0)	5 games (2016)

CAREER STATS

Year	AVG	GP	GS	AB	R	H	2B	3B	HR	RBI	TB	SLG%	BB	HBP	SO	GDP	OB%	SF	SH	SB	ATT	PO	A	E	FLD%
2015	.215	55	42	121	10	26	5	0	1	12	34	.281	8	5	34	2	.291	0	1	1	1	16	0	0	1.000
2016	.310	56	52	142	22	44	12	0	7	35	77	.542	11	6	17	0	.381	1	4	1	2	20	2	1	.957
2017	.192	41	27	73	14	14	4	0	2	5	24	.329	6	3	20	0	.277	1	1	9	10	16	3	2	.905
TOTAL	.250	152	121	336	46	84	21	0	10	52	135	.402	25	14	71	2	.326	2	6	11	13	52	5	3	.950



HANNAH HUFFMAN

#21 • L/R • OF • SOPHOMORE • LEBANON, OHIO (LEBANON)

One of Kentucky's primary pinch runners off the bench ... Has scored eight runs this season, with all of them coming in the pinch running capacity ... Known for her speed and smarts on the basepaths ... Baited a throw to second base on double steal vs. Michigan to score Erin Rethlake from third to give UK the lead ... Is a lefty slapper when she gets the chance to bat in a game ... Stole the first two bases of her season at the John Cropp Classic, with swipes against Drexel and Michigan ... Has missed the last two weeks with a leg injury suffered in practice ... Is day-to-day to return.

Category	Season High (Last)	Career High (Last)
At-Bats	-	1, vs. Miami OH, 2/26/16
Runs	1, eight times, vs. Kent State (3/11/17)	1, 23 times (vs. Kent State, 3/11/17)
Hits	-	-
RBI	-	-
Walks	-	-
Stolen Bases	1, twice, vs. Michigan (3/12/17)	1, six times (vs. Michigan, 3/12/17)
Hitting Streak (current)	0 (0)	0

CAREER STATS

Year	AVG	GP	GS	AB	R	H	2B	3B	HR	RBI	TB	SLG%	BB	HBP	SO	GDP	OB%	SF	SH	SB	ATT	PO	A	E	FLD%
2016	.000	33	0	2	15	0	0	0	0	0	0	.000	0	1	0	0	.333	0	0	4	4	0	0	0	.000
2017	.000	18	0	0	8	0	0	0	0	0	0	.000	0	0	0	0	.000	0	0	2	2	0	0	0	.000
TOTAL	.000	51	0	2	23	0	0	0	0	0	0	.000	0	1	0	0	.333	0	0	6	6	0	0	0	.000



MADISON KEARSCHNER

#24 • R/R • SOPHOMORE • LOUISVILLE, KY. (BALLARD)

Has appeared in 11 games this season, all as a pinch runner ... Scored her first-career run against Florida A&M on Feb. 24 - where she also stole her first career base in the same appearance ... Scored against Michigan on Breanne Ray's three-run home run in the sixth inning ... Scored on Abbey Cheek's home run vs. Tennessee in game two of the series ... Scored against Louisville pinch running for Abbey Cheek.

Category	Season High (Last)	Career High (Last)
At-Bats	-	-
Runs	1, four times, last vs. Louisville (4/12/17)	1, four times, last vs. Louisville (4/12/17)
Hits	-	-
RBI	-	-
Walks	-	-
Stolen Bases	1, vs. FAMU (2/24/17)	1, vs. FAMU (2/24/17)
Hitting Streak (current)	-	-

CAREER STATS

Year	AVG	GP	GS	AB	R	H	2B	3B	HR	RBI	TB	SLG%	BB	HBP	SO	GDP	OB%	SF	SH	SB	ATT	PO	A	E	FLD%
2016	.000	1	0	0	0	0	0	0	0	0	0	.000	0	0	0	0	.000	0	0	0	0	0	0	0	.000
2017	.000	11	0	0	5	0	0	0	0	0	0	.000	0	0	0	0	.000	0	0	2	2	0	0	0	.000
TOTAL	.000	12	0	0	5	0	0	0	0	0	0	.000	0	0	0	0	.000	0	0	2	2	0	0	0	.000



ALEX MARTENS

#33 • L/L • 2B • FRESHMAN • MCHENRY, ILL. (MCHENRY WEST HS)

Second on the team with eight doubles ... All doubles have come in non-conference play except one at Mizzou in Sunday's 10-8 win ... Had a team-high 17-game on-base streak going, the highest of any UK player this season until it was snapped in game three vs. Arkansas on March 25 ... One of the most mentally tough and smartest freshman that Rachel Lawson has ever coached ... Plays a great second base, replacing Katie Reed - who moved to SS in the offseason ... Has 38 hits already on the season including nine multi-hit games ... Hit a walk-off, game-winning HR on Opening Day in UK's first game of the season against Florida A&M in Orlando, Florida at the UCF Invite ... Has three different two-RBI hits on the season (in games against FAMU, Oregon, Drexel) ... Hit lead-off for the first time in her career vs. Kent State at the John Cropp Classic, but will typically bat third or fourth in the order ... Hit a home run at Georgia in game three ... Had a two-out, two-RBI single to score the game-winning runs vs. Arkansas in game two - that was her first-career four-RBI game ... Went 3-for-4 against Indiana for her first-career three-hit game ... Against IU had two singles and a double and scored three runs in the game, also a career high.

Category	Season High (Last)	Career High (Last)
At-Bats	4, 10 times, last at Mizzou (4/23/17)	4, 10 times, last at Mizzou (4/23/17)
Runs	3, vs. Indiana (4/19/17)	3, vs. Indiana (4/19/17)
Hits	3, vs. Indiana (4/19/17)	3, vs. Indiana (4/19/17)
RBI	4, vs. Arkansas (3/25/17)	4, vs. Arkansas (3/25/17)
Walks	2, vs. Drexel (3/10/17)	2, vs. Drexel (3/10/17)
Stolen Bases	-	-
Hitting Streak (current)	5 games (3)	5 (2017)

CAREER STATS

Year	AVG	GP	GS	AB	R	H	2B	3B	HR	RBI	TB	SLG%	BB	HBP	SO	GDP	OB%	SF	SH	SB	ATT	PO	A	E	FLD%
2017	.281	45	45	135	12	38	8	0	3	19	55	.407	17	1	12	0	.366	0	1	0	0	71	73	12	.923
TOTAL	.281	45	45	135	12	38	8	0	3	19	55	.407	17	1	12	0	.366	0	1	0	0	71	73	12	.923



RACHAEL METZGER

#44 • R/R • C/1B • JUNIOR • BAKERSFIELD, CALIF. (GARCES MEMORIAL)

Has two games this season where she has hit two HR's (Drexel and at Georgia in game 2) ... Hit her first-career grand slam vs. Memphis at the FAU Invite in Boca Raton for her second HR of the season ... Hit her first homer of the season against Central Florida at the Knights Invitational in Orlando ... Will play a solid first base for the Wildcats when Erin Rethlake is either pitching or listed on the lineup as the DP ... Is UK's back-up catcher to Jenny Schaper, and will mostly catch outings from Larissa Spellman or Shannon Smith ... Leads Kentucky in slugging percentage (.677) and is second in home runs with Abbey Cheek having 10 to her seven ... Hit two HR's vs. Drexel, both two-run home runs ... That was the first time in her career she hit two HR's in a game and then the next weekend hit two HR's at Georgia in the second game of the series ... Was also a career-high tying four RBI performance vs. Drexel ... Led off the top of the 7th in a 1-1 game at Northern Kentucky with a double, to score the game-winning run ... Went 3-for-4 with a double, two singles and two two-out RBI's vs. Indiana ... Was her first-career three-hit game on Wednesday vs. IU ... Hit the go-ahead HR in UK's 10-8 win when UK rallied from down five runs in the sixth inning to sweep Mizzou on Sunday ... Hit a home run at UT-Martin in the sixth inning for her eighth HR of the season.

Category	Season High (Last)	Career High (Last)
At-Bats	4, at Indiana (4/19/17)	4, two times, (at Indiana) 4/19/17
Runs	2, twice, at Georgia (3/19/17)	2, twice, at Georgia (3/19/17)
Hits	3 at Indiana (4/19/17)	3 at Indiana (4/19/17)
RBI	4, twice, last vs. Drexel (3/10/17)	4, twice, last vs. Drexel (3/10/17)
Walks	1, eight times, last at UT-Martin (4/26/17)	1, eight times, last at UT-Martin (4/26/17)
Stolen Bases	-	-
Hitting Streak (current)	2 games (1)	3 games (2016)

CAREER STATS

Year	AVG	GP	GS	AB	R	H	2B	3B	HR	RBI	TB	SLG%	BB	HBP	SO	GDP	OB%	SF	SH	SB	ATT	PO	A	E	FLD%
2015	.206	44	19	68	3	14	2	0	2	6	22	.324	7	1	13	0	.289	0	2	0	0	82	13	1	.990
2016	.200	29	13	30	0	6	2	0	0	3	8	.267	3	3	5	0	.324	1	1	0	0	51	3	2	.964
2017	.286	38	28	70	10	20	4	0	8	18	48	.686	8	5	19	0	.398	0	3	0	0	141	7	1	.993
TOTAL	.238	111	60	168	13	40	8	0	10	27	78	.464	18	9	37	0	.342	1	6	0	0	274	23	4	.987



KIERSTON MOORE

#22 • R/R • INF • FRESHMAN • MARIETTA, GA. (SPRATBERRY HS)

Hit a three-run HR at Central Florida on opening weekend to put the Wildcats ahead 5-3 at the time to score the game-winning runs of the contest ... Is a pure power hitter that will be brought in during pinch-hitting situations when Coach Lawson wants power.

Category	Season High (Last)	Career High (Last)
At-Bats	2, twice, last vs. Evansville (3/10/17)	2, twice, last vs. Evansville (3/10/17)
Runs	1, vs. Central Florida (2/11/17)	1, vs. UCF (2/11/17)
Hits	2, vs. Central Florida (2/11/17)	2, vs. Central Florida (2/11/17)
RBI	3, vs. Central Florida (2/11/17)	3, vs. Central Florida (2/11/17)
Walks	1, vs. UC-Davis (2/17/17)	1, vs. UC-Davis (2/17/17)
Stolen Bases	-	-
Hitting Streak (current)	1 game (0)	1 game

CAREER STATS

Year	AVG	GP	GS	AB	R	H	2B	3B	HR	RBI	TB	SLG%	BB	HBP	SO	GDP	OB%	SF	SH	SB	ATT	PO	A	E	FLD%
2017	.214	13	0	14	1	3	0	0	1	5	6	.429	1	1	4	0	.313	0	0	0	0	0	0	0	.000
TOTAL	.214	13	0	14	1	3	0	0	1	5	6	.429	1	1	4	0	.313	0	0	0	0	0	0	0	.000



SARAH RAINWATER

#1 • R/R • OF • SOPHOMORE • NICHOLASVILLE, KY. (EAST JESSAMINE)

UK's everyday starting centerfielder ... Can cover a lot of ground in the offense and is smart in the field ... Had the game-winning double in the top of the seventh inning at Northern Kentucky ... Is a smart runner on the basepaths and has four stolen bases this season ... Had an RBI single against Northern Illinois for her first-career RBI ... Missed the Michigan game with the stomach bug ... Set a new career-high with hits in three games in a row vs. UD, Evansville and Drexel ... Had two multi-hit games at the John Cropp Classic with two hits against Evansville and Drexel ... Played basketball in high school for East Jessamine HS ... Broke up Kelly Barnhill's perfect game by taking a walk in the bottom of the sixth inning.

Category	Season High (Last)	Career High (Last)
At-Bats	4, twice, last vs. UT Martin (4/26/17)	4, twice, last vs. UT Martin (4/26/17)
Runs	3, vs. Memphis (2/25/17)	3, vs. Memphis (2/25/17)
Hits	2, three times, last vs. Drexel (3/10/17)	2, three times, last vs. Drexel (3/10/17)
RBI	2, at Northern Kentucky, (3/29/17)	2, at Northern Kentucky, (3/29/17)
Walks	1, seven times, last vs. Arkansas (3/25/17)	1, nine times, last vs. Arkansas (3/25/17)
Stolen Bases	1, four times, last vs. Arkansas (3/25/17)	1, five times, last vs. Arkansas (3/25/17)
Hitting Streak (current)	3 games (1)	3 games (2017)

CAREER STATS

Year	AVG	GP	GS	AB	R	H	2B	3B	HR	RBI	TB	SLG%	BB	HBP	SO	GDP	OB%	SF	SH	SB	ATT	PO	A	E	FLD%
2016	.250	54	14	8	12	2	0	0	0	0	2	.250	2	0	2	0	.400	0	0	1	1	10	1	1	.917
2017	.205	44	39	78	11	16	2	0	0	4	18	.231	12	1	22	0	.315	1	10	4	4	28	2	1	.968
TOTAL	.209	98	53	86	23	18	2	0	0	4	20	.233	14	1	24	0	.324	1	10	5	5	38	3	2	.953



MEAGAN PRINCE

#5 • L/L • LHP • SENIOR • MARTIN, TENN. (WESTVIEW)

Has complete-game wins over #3 Florida, #5 UCLA, #16 Georgia on the road, #15 Michigan, at #24 Ole Miss, #22 Arkansas and at Louisville where in those seven wins, she pitched 52.0 innings and allowed only six runs to those offenses, which are seven of the most potent in the nation ... One of only three seniors on Kentucky's roster ... UK's ace pitcher for the first time in her career ... Threw a complete-game against No. 5 UCLA in a 2-1 win over the Bruins on the road in Westwood for her fourth-career top-10 win as a starter in the circle ... Threw a complete-game vs. #3 Florida, holding the Gators to two hits and eight strikeouts in her fifth top-10 win in the circle ... Has thrown the most innings for UK this season ... Has a complete-game shutout win over Northern Illinois this season (2-0) and No. 24 Ole Miss (1-0) ... Has walked just 51 batters all season and struck out 148 ... Started 16 games in the circle, going the distance in 13 of them and getting the winning decision in 11 of those games ... Struck out a then-season-high nine batters against Northern Illinois in a 2-0 shutout win, just three K's shy of her career high 12 set a season ago against Evansville ... Also struck out nine at No. 24 Ole Miss in a complete-game shutout ... She struck out nine batters in UK's 2-1 win at No. 16 Georgia in the series opener ... Picked up a complete-game win vs. #15 Michigan, allowing the Wolverines potent offense to just six hits all game ... Did not walk a batter in a complete-game rivalry win at Louisville ... Is just one save away from tying the UK record for most saves in a career ... Already has four saves this season ... Pitched in all three games of the series sweep against No. 22 Arkansas, getting the complete-game win on Friday, throwing the final two innings on Saturday in game one - and then coming on to get the save in game two in a 2-0 game ... Threw a complete game win on Friday in UK's Friday night game vs. Mizzou ... In a return to her hometown of Martin, Tennessee, set a new career high with 14 strikeouts in an 8-2 win in which she pitched a complete game to improve to 16-6 on the season.

Category	Season High (Last)	Career High (Last)
At-Bats		-
Runs		-
Hits		-
RBI		-
Walks		-
Stolen Bases		-
Hitting Streak (current)		-
Innings	11.0 at UCLA (2/15/17)	11.0 at UCLA (2/15/17)
Strikeouts	14, at UT-Martin (4/26/17)	14, at UT-Martin (4/26/17)
Wins	16	21, 2016
Appearances	30	33, 2016

CAREER STATS - PITCHING

Year	ERA	W	L	APP	GS	CG	SHO	CBO	SV	IP	H	R	ER	BB	SO	2B	3B	HR	BF	B/AVG	WP	HBP	BK	SFA	SHA
2014	3.47	8	4	21	8	1	0	1	1	70.2	81	43	35	25	61	11	0	8	328	.283	4	9	2	0	8
2015	3.43	13	8	27	17	5	1	3	1	104.0	104	55	51	39	86	15	2	5	462	.257	3	11	1	2	6
2016	1.85	21	6	33	25	13	5	4	2	162.2	129	54	43	41	126	17	0	8	674	.214	4	11	1	1	17
2017	1.50	16	6	30	17	12	2	3	4	140.0	110	41	30	51	148	12	1	6	599	.212	10	17	0	1	10
TOTAL	2.33	58	24	111	67	31	8	11	8	477.1	424	193	159	156	421	55	3	27	2063	.234	21	48	4	4	41



BREANNE RAY

#9 • L/R • OF • SENIOR • BENTON, KY. (MARSHALL COUNTY)

2016 CoSIDA ACADEMIC ALL-DISTRICT FIRST TEAM (3.990 GPA) ... One of three seniors on the UK roster ... Primarily will play RF, but has also spent some time in LF this season for the first time in her career ... Has started all 45 games this season for Kentucky and has great situational stats against LHP ... Has four three-hit games, including against Southern Illinois and UC-Davis out on the west coast in the Mary Nutter Classic in addition to game three against Tennessee and UK's midweek at Indiana ... Hit a three-run HR off of Michigan's ace Megan Betsa to give UK a 5-1 lead in the sixth inning ... Also homered against Drexel in the John Cropp Classic, the only player from UK to homer twice on the weekend ... Game against Evansville marked her first-career multi-walk game ... Had the game-winning RBI against No. 24 Ole Miss in the top of the sixth to give UK the only run of the game in a 1-0 win ... Had a 4-RBI game vs. Tennessee in game three to set a new career high ... Went 2-for-4 vs. Louisville with a bases-clearing double in the sixth inning ... Is hitting .287, which is a career-high number ... Had a three-hit, three-RBI game at Indiana ... Has hits in seven of the last 11 games and three multi-RBI games in that stretch.

Category	Season High (Last)	Career High (Last)
At-Bats	5, vs. UCLA (2/15/17)	5, twice, last vs. UCLA (2/15/17)
Runs	2, vs. Drexel (3/10/17)	2, vs. Drexel (3/10/17)
Hits	3, four times, last at Indiana (4/19/17)	3, six times, last at Indiana (4/19/17)
RBI	4, vs. Tennessee (4/9/17)	4, vs. Tennessee (4/9/17)
Walks	2, vs. Evansville (3/10/17)	2, vs. Evansville (3/10/17)
Stolen Bases	-	-
Hitting Streak (current)	3 games (1)	5 games (2016)

CAREER STATS

Year	AVG	GP	GS	AB	R	H	2B	3B	HR	RBI	TB	SLG%	BB	HBP	SO	GDP	OB%	SF	SH	SB	ATT	PO	A	E	FLD%
2014	.091	25	1	22	1	2	0	0	1	3	5	.227	4	1	6	0	.250	1	0	0	0	0	0	0	.000
2015	.226	56	45	133	13	30	4	0	6	25	52	.391	8	5	29	0	.291	2	1	0	0	17	1	1	.947
2016	.193	45	34	88	4	17	5	0	2	14	28	.318	4	3	12	0	.247	2	1	0	0	9	1	2	.833
2017	.287	45	45	129	8	37	4	1	2	21	49	.380	8	1	18	2	.329	2	0	1	3	20	1	1	.955
TOTAL	.231	171	125	372	26	86	13	1	11	63	134	.360	24	10	65	2	.291	7	2	1	3	46	3	4	.925



KATIE REED

#23 • R/R • SS • SOPHOMORE • ST. LOUIS, MO. (OAKVILLE)

Was hand-picked by UK AD Mitch Barnhart to speak on behalf of student-athletes at the opening of the new UK Science Building on campus because of her wonderful academic success ... Maintains a 4.0 GPA in the classroom Moved from second base to shortstop in the offseason, where she has just committed five errors all season at that position ... Primarily was UK's lead-off batter through the opening month of the season before sliding back to the two slot in the order behind Rethlake before getting bumped back up in early April ... When she was the lead-off batter in her first stint of the season, she led the Wildcats in batting average and hits, as well as OBP through the first four weeks of the season ... Already has 16 multi-hit games this season, and is speedy and smart on the basepaths ... Holds the school record for hitting streak (18 games) set in 2016 for the first 18 games of her career ... Has scored a run in 17 different games this season ... When hitting in the lead-off spot of an inning is hitting a whopping .485 ... Hit her first home run in over a calendar year in the first inning at Georgia in game two, then homered vs. Arkansas to lead off the first inning in game one of the series ... Played against her sister, Bailee, in the John Cropp Classic (Drexel) ... Ended an eight-game hitting streak in game one of a doubleheader with Arkansas ... Went 3-for-4 with two doubles in game three against Tennessee ... Recorded her 14th multi-hit game of the year at Louisville, scoring two runs after she was inserted back into the lead-off spot ... Went 3-for-4 against Florida in UK's win, including a two-RBI double to give UK a 5-1 lead in the sixth inning.

Category	Season High (Last)	Career High (Last)
At-Bats	5, four times, last at Mizzou (4/23/17)	5, four times, last at Mizzou (4/23/17)
Runs	2, twice, last vs. Florida (4/15/17)	3, vs. Notre Dame (2/12/16)
Hits	3, four times, last at Mizzou (4/23/17)	3, six times, last at Mizzou (4/23/17)
RBI	4, vs. Memphis (2/25/17)	4, vs. Memphis (2/25/17)
Walks	1, twice, last vs. Indiana (4/19/17)	2, twice, last at Arkansas (3/12/16)
Stolen Bases	2, twice, last vs. FAU (2/25/17)	2, five times, last vs. FAU (2/5/17)
Hitting Streak (current)	8 games (1)	18 games** (school record, 2016)

CAREER STATS

Year	AVG	GP	GS	AB	R	H	2B	3B	HR	RBI	TB	SLG%	BB	HBP	SO	GDP	OB%	SF	SH	SB	ATT	PO	A	E	FLD%
2016	.312	60	60	170	34	53	8	3	3	22	76	.447	17	3	28	0	.378	3	7	12	15	94	88	6	.968
2017	.349	43	43	149	18	52	9	0	2	17	67	.450	2	0	13	0	.355	1	5	13	15	56	96	5	.968
TOTAL	.329	103	103	319	52	105	17	3	5	39	143	.448	19	3	41	0	.368	4	12	25	30	150	184	11	.968



ASHLEY RUIZ

#28 • RHP/U • FRESHMAN • ALISO VIEJO, CALIF. (PALM ALISO NIGUEL HS)

Utility player off the bench ... Can both pitch and hit.

Category	Season High (Last)	Career High (Last)
At-Bats	1, five times, last vs. Memphis (2/26/17)	1, five times, last vs. Memphis (2/26/17)
Runs	-	-
Hits	-	-
RBI	-	-
Walks	-	-
Stolen Bases	-	-
Hitting Streak (current)	-	-
Innings	-	-
Strikeouts	-	-
Wins	-	-
Appearances	-	-

CAREER STATS

Year	AVG	GP	GS	AB	R	H	2B	3B	HR	RBI	TB	SLG%	BB	HBP	SO	GDP	OB%	SF	SH	SB	ATT	PO	A	E	FLD%
2017	.000	5	0	5	0	0	0	0	0	0	0	.000	0	0	0	0	.000	0	0	0	0	0	0	0	.000
TOTAL	.000	5	0	5	0	0	0	0	0	0	0	.000	0	0	0	0	.000	0	0	0	0	0	0	0	.000



SHANNON SMITH

#3 • RHP • P • SENIOR • MILFORD, MASS. (MILFORD HS)

Got the Opening Day start for Kentucky, and in that outing against Florida Atlantic, she went the distance, striking out a career-high tying 12 batters in the win ... Career-wise, has a .200 batting average against - which is second all-time at Kentucky (trails only Chanda Bell) ... Has nine starts this season with two complete games ... Has 54 strikeouts, which is second on the team (Prince) ... Got her 200th-career strikeout against Tennessee on Saturday, April 4 ... Has earned wins over Florida A&M, Connecticut, Florida Atlantic, Southern Illinois, Drexel and #22 Arkansas ... Allowed just two hits to the Dragons in seven innings of work ... Has allowed just 18 hits in her last 36.2 innings ... Her six wins this season are already a career-high ... Threw six innings of shutout ball vs. #22 Arkansas, allowing just two hits all game.

Category	Season High (Last)	Career High (Last)
Innings	7, twice, last vs. Drexel (3/10/17)	7.0, five times, last vs. Drexel (3/10/17)
Strikeouts	12 vs. FAMU (2/10/17)	12, twice, last vs. FAMU (2/10/17)
Wins	6	6, curent season
Appearances	14	14 (2016)

CAREER STATS - PITCHING

Year	ERA	W	L	APP	GS	CG	SHO	CBO	SV	IP	H	R	ER	BB	SO	2B	3B	HR	BF	B/AVG	WP	HBP	BK	SFA	SHA
2014	2.93	2	3	13	7	1	1	1	1	40.2	31	18	17	37	45	8	0	4	190	.214	6	4	0	0	4
2015	3.23	1	1	10	7	0	0	2	0	26.0	26	15	12	19	35	4	0	3	126	.257	0	3	0	0	3
2016	1.83	3	0	14	9	3	1	0	0	42.0	22	21	11	34	72	5	0	5	187	.147	2	3	0	0	0
2017	2.98	6	3	14	10	2	0	1	0	47.0	36	26	20	32	54	5	0	4	211	.209	5	5	0	0	2
TOTAL	2.70	12	7	51	33	6	2	4	1	155.2	115	80	60	122	206	22	0	16	714	.202	13	15	0	0	9



ERIN RETHLAKE

#8 • L/L • LHP/INF • JUNIOR • HUNTINGTON, IND. (HUNTINGTON NORTH)

Overall: Is by far the most improved player for Kentucky in 2017, especially on the offensive end ... Converted to a slapper after week one of the regular season for the first time in her career, and is now hitting a career-best .317 - some 200+ points better than her sophomore season

Hitting: Currently batting .317 at the plate with hits in 40 games this season, including 12 multi-hit games ... Converted to a slapper after the first week of the season to try and utilize her speed more and prevent striking out ... Has driven in 12 runs, after driving in six all of her first two seasons combined ... Is extremely fast on the basepaths, having stolen 18 bases this season in 19 tries (.947), to lead all UK players and rank 64th nationally ... Went 4-for-4 vs. Drexel, and tied the school record with four stolen bases in the game ... Has a hit in each of the last two games ... Has three multi-RBI games since converting to a slapper ... Scored the game-winning run vs. Michigan on heads-up baserunning on a scamper home from third on a Megan Betsa wild pitch ... Scored both runs in UK's 2-1 win at #16 Georgia by getting on with a single, stealing a base, getting moved over by a SAC bunt - and then scoring on a SAC fly ... Those two runs marked the first multi-run game of her career as the previous 21 had all been scoring one run in 21 different games.

Pitching: Has a 1.36 ERA in the circle to lead all UK pitchers ... Has tossed back-to-back shutouts against Missouri and Eastern Kentucky in her last two starts ... In her last five appearances in the circle (two games vs. #1 Florida, two games vs. Mizzou, at ECU) has a 0.98 ERA with three wins and 18 strikeouts ... Has thrown against Pittsburgh, UCLA, UC-Davis, FAMU, Memphis, Southern Illinois, Dayton, Kent State, Georgia, Arkansas, NKU, Tennessee, started vs. Florida twice and twice vs. Mizzou as well (1 start, 1 in relief) ... Started eight games this season, including a complete-game shutout of Memphis on Feb. 26 - just the third of her career ... Also pitched a complete-game shutout against Dayton to open the John Cropp Classic and 2017 home schedule; at Mizzou to clinch the road series for UK; and at ECU in a 5-0 win ... Has struck out 59 batters ... Has been under 75 pitches thrown in every outing this season but five (Dayton, Florida 2x, at Mizzou, at ECU) ... Has nine wins already this season, which surpasses her previous career-high of four set back in 2015 ... Pitched Friday and Sunday games vs. Florida, only allowing four total runs in 12 innings to one of the most potent offenses in the nation ... Had a complete-game shutout vs. Mizzou in a 4-0 win on Saturday to clinch the series, and then picked up the win in 4.0 IP on Sunday as UK made a monumental comeback from down five runs to win.

Category	Season High (Last)	Career High (Last)
At-Bats	5, vs. Southern Illinois (3/3/17)	5 vs. Southern Illinois (3/3/17)
Runs	2, four times, last at ECU (4/25/17)	2, four times, last at ECU (4/25/17)
Hits	4, vs. Drexel, 3/10/17	4, vs. Drexel, 3/10/17
RBI	2, four times, last at Louisville (4/12/17)	2, five times, last vs. Louisville (4/12/17)
Walks	2, vs. Florida A&M (2/25/17)	2, twice, last vs. Florida A&M (2/25/17)
Stolen Bases	4, vs. Drexel (3/10/17) - tied school record	4, vs. Drexel (3/10/17) - tied school record
Hitting Streak (current)	5 games (4)	5 games (2017)
Innings	7.0, three times, last at ECU (4/25/17)	7, six times, last at ECU (4/25/17)
Strikeouts	9, vs. Dayton (3/9/17)	14 vs. Lipscomb, 2/16/16
Wins	9	9 (2017, current) ... Previous high was four in 2015

CAREER STATS - PITCHING

Year	ERA	W	L	APP	GS	CG	SHO	CBO	SV	IP	H	R	ER	BB	SO	2B	3B	HR	BF	B/AVG	WP	HBP	BK	SFA	SHA
2015	2.85	4	1	22	4	1	0	2	1	51.2	48	24	21	26	41	13	1	5	231	.244	2	6	1	0	2
2016	4.81	1	2	6	3	1	1	1	0	16.0	13	13	11	822	3	0	2	77	.206	25	0	1	0		
2017	1.36	9	2	17	8	3	3	3	0	77.0	46	17	15	32	59	5	0	3	317	.172	5	11	0	1	5
TOTAL	2.27	14	5	45	15	5	4	6	1	144.2	107	54	47	66	122	21	1	10	625	.203	9	22	1	2	7

CAREER STATS - HITTING

Year	AVG	GP	GS	AB	R	H	2B	3B	HR	RBI	TB	SLG%	BB	HBP	SO	GDP	OB%	SF	SH	SB	ATT	PO	A	E	FLD%
2015	.115	33	17	52	4	6	2	0	0	4	8	.154	4	1	21	0	.193	0	0	0	14	8	1		.957
2016	.123	49	18	57	8	7	0	0	0	2	7	.123	7	0	13	0	.219	0	3	3	18	8	0		1.000
2017	.317	44	41	123	21	39	3	0	0	12	42	.341	7	0	23	0	.354	0	3	17	18	216	22	8	.967
TOTAL	.224	126	76	232	33	52	5	0	0	18	57	.246	18	1	57	0	.283	0	6	20	21	248	38	9	.969



LARISSA SPELLMAN

#30 • RHP • RHP • FRESHMAN • BUTLER, N.J. (BUTLER HS)

A freshman pitcher for UK, who has given the Wildcats solid innings in the circle all season ... Earned her first-career win against Florida A&M, where she threw 6.2 innings and allowed no runs while striking out three in a 3-0 win ... Threw three shutout innings against UC-Davis at the Mary Nutter Classic ... Has only issued more than three walks in one outing this season ... Threw 4.2 shutout innings vs. Evansville, only allowing one hit in a 4-1 win ... Earned the start in game two of the series with #22 Arkansas ... Went 3.1 innings in her last start at Northern Kentucky on March 29, allowing one run on one hit.

Category	Season High (Last)	Career High (Last)
Innings	6.2 vs. Florida A&M (2/12/17)	-
Strikeouts	4 vs. Ole Miss (3/31/17)	-
Wins	1	-
Appearances	18	-

CAREER STATS - PITCHING

Year	ERA	W	L	APP	GS	CG	SHO	CBO	SV	IP	H	R	ER	BB	SO	2B	3B	HR	BF	B/AVG	WP	HBP	BK	SFA	SHA
2017	3.50	1	2	19	10	0	0	3	0	42.0	41	28	21	31	27	4	1	2	203	.246	5	2	0	0	3
TOTAL	3.50	1	2	19	10	0	0	3	0	42.0	41	28	21	31	27	4	1	2	203	.246	5	2	0	0	3



JENNY SCHAPER


#6 • R/R • C • SOPHOMORE • ST. LOUIS, MO. (LUTHERAN)

Hit the game-winning solo home run in the top of the 11th inning to give UK a 2-1 win at No. 5 UCLA in Westwood ... Is UK's primary catcher ... Has five HR's this season, surpassing her 2016 freshman season tally of longballs ... Had a HR and a triple against Illinois-Chicago in the same game ... Played travel ball with UK's Katie Reed on the same team in St. Louis ... Has five multi-hit games this season including against No. 7 Oregon, Memphis, Southern Illinois and Illinois-Chicago in addition to Sunday's win at Mizzou to clinch a sweep ... Was moved up to the lead-off spot after UK was run-ruled by Tennessee on Friday, April 7 ... Has a .997 fielding percentage, and is UK's all-time leader for career fielding percentage with a .996 average and committed her first error of the season on Sunday trying to throw out a baserunner at third - and it hit the runner in the back getting away into foul territory ... Went 1-for-1 vs. Louisville with four plate appearances, doubling and then walking her other three times up in her first game of the season in the No. 3 batting slot ... Had an RBI single vs. Florida on Saturday, and also had one of two UK hits against Kelly Barnhill on Friday night ... Had three RBI's vs. Eastern Kentucky for her first three-RBI game of her career.

Category	Season High (Last)	Career High (Last)
At-Bats	5, vs. UCLA (2/15/17)	5, vs. UCLA (2/15/17)
Runs	2, vs. UIC (3/4/17)	2, vs. UIC (3/4/17)
Hits	2, five times, last at Mizzou (4/23/17)	2, eight times, last at Mizzou (4/23/17)
RBI	3 vs. Eastern Kentucky (4/25/17)	3 vs. Eastern Kentucky (4/25/17)
Walks	3, vs. Louisville (4/12/17)	3, vs. Louisville (4/12/17)
Stolen Bases	1, vs. Memphis (2/25/17)	1, vs. Memphis (2/25/17)
Hitting Streak (current)	4 games (2)	4 games (2017)

CAREER STATS

Year	AVG	GP	GS	AB	R	H	2B	3B	HR	RBI	TB	SLG%	BB	HBP	SO	GDP	OB%	SF	SH	SB	ATT	PO	A	E	FLD%
2016	.281	57	47	121	11	34	7	0	4	21	53	.438	17	2	19	0	.376	1	3	0	0	399	21	3	.993
2017	.227	44	42	128	13	29	5	1	5	12	51	.398	13	6	20	0	.327	0	0	1	1	299	29	1	.997
TOTAL	.253	101	89	249	24	63	12	1	9	33	104	.418	30	8	39	0	.351	1	3	1	1	698	50	4	.995



BAILEY VICK

#2 • L/R • OUTFIELD • FRESHMAN • PADUCAH, KY. (MCCRACKEN COUNTY HS)

SEC Freshman of the Week (4/25) ... Leads Kentucky in batting average ... Has four-consecutive multi-hit games (3,2,2,2) ... Is one of the speediest slappers that Kentucky has ever had ... Rachel Lawson said on media day that “Bailey Vick is as fast as Sylvester Samuel” ... Very good at the slapping game and keeping the ball down ... Has nine doubles this season, including an infield double ... Her nine doubles lead the team lead in that category ... A brilliant student in the classroom ... Has 50 total bases with seven walks all season ... Has four RBI singles in four different games, including against No. 7 Oregon ... Got her first SEC hit at Georgia in game three ... Had a hit in two of the three games vs. Arkansas and in the next game at Northern Kentucky ... Had a multi-hit game against No. 24 Ole Miss in game three of the series ... Has hits in eight of the last 12 games ... Had six hits in UK’s series vs. Mizzou, with an RBI, a double, and scoring three runs ... Currently on a career-high five-game hitting streak.

Category	Season High (Last)	Career High (Last)
At-Bats	5, at Mizzou, (4/23/17)	5, at Mizzou, (4/23/17)
Runs	2, twice, last vs. Tennessee (4/9/17)	2, twice, last vs. Tennessee (4/9/17)
Hits	3, three times, last at Mizzou (4/22/17)	3, three times, last at Mizzou (4/22/17)
RBI	2, vs. UConn, 2/24/17	2, vs. UConn, 2/24/17
Walks	2, at Georgia (3/19/17)	2, at Georgia (3/19/17)
Stolen Bases	1, five times, last at Northern Kentucky, (3/29/17)	1, five times, last at Northern Kentucky, (3/29/17)
Hitting Streak (current)	5 games (active)	-

CAREER STATS

Year	AVG	GP	GS	AB	R	H	2B	3B	HR	RBI	TB	SLG%	BB	HBP	SO	GDP	OB%	SF	SH	SB	ATT	PO	A	E	FLD%
2017	.350	45	45	117	13	41	9	0	0	6	50	.427	7	4	27	0	.406	0	4	7	12	20	0	0	1.000
TOTAL	.350	45	45	117	13	41	9	0	0	6	50	.427	7	4	27	0	.406	0	4	7	12	20	0	0	1.000



2017 Kentucky Softball
 Statistics Summary for Kentucky (as of Apr 26, 2017)
 (All games)



Record: 32-13 Home: 9-5 Away: 14-5 Neutral: 9-3 SEC: 9-9

Date	Opponent	Score	Player	avg	gp-gs	ab	r	h	2b	3b	hr	rbi	bb	hbp	so	sb-att
^2/10	vs Florida A&M	w 4-2	Bailey Vick	.350	45-45	117	13	41	9	0	0	6	7	4	27	7-12
^2/10	vs Pittsburgh	L 1-3	Katie Reed	.344	45-45	157	19	54	9	0	2	18	2	0	14	13-15
^2/11	vs Pitt	L 3-6	Abbey Cheek	.333	45-45	132	28	44	6	0	10	33	14	3	20	7-8
^2/11	at UCF	w 6-3	Erin Rethlake	.317	44-41	123	21	39	3	0	0	12	7	0	23	17-18
^2/12	vs Florida A&M	w 3-0	Breanne Ray	.287	45-45	129	8	37	4	1	2	21	8	1	18	1-3
2/15	at #5 UCLA	L 2-6	Rachael Metzger	.286	38-28	70	10	20	4	0	8	18	8	5	19	0-0
2/15	at #5 UCLA	w 2-1	Alex Martens	.281	45-45	135	12	38	8	0	3	19	17	1	12	0-0
\$2/17	vs UC - Davis	w 4-1	Jenny Schaper	.227	44-42	128	13	29	5	1	5	12	13	6	20	1-1
\$2/17	vs #7 Oregon	L 4-5	Sarah Rainwater	.205	44-39	78	11	16	2	0	0	4	12	1	22	4-4
&2/24	vs Connecticut	w 4-2	Brooklin Hinz	.192	41-27	73	14	14	4	0	2	5	6	3	20	9-10
&2/24	vs Florida A&M	w 2-0	-----													
&2/25	vs Memphis	w 9-1	Kierston Moore	.214	13-0	14	1	3	0	0	1	5	1	1	4	0-0
&2/25	at Florida Atlantic	w 6-2	Morgan McCallum	.125	10-0	8	1	1	0	0	0	0	1	0	3	0-0
&2/26	vs Memphis	w 12-0	Kelsee Henson	.091	22-5	11	3	1	0	0	0	3	0	0	4	1-2
!3/3	vs Northern Illinois	w 2-0	Ashley Ruiz	.000	5-0	5	0	0	0	0	0	0	0	0	0	0-0
!3/3	at Southern Illinois	w 7-1	Brynlee Bigelow	.000	41-3	1	12	0	0	0	0	0	0	0	1	6-9
!3/4	vs UIC	w 6-2	Madison Kearschner	.000	11-0	0	5	0	0	0	0	0	0	0	0	2-2
3/9	DAYTON	w 1-0	Larissa Spellman	.000	4-3	0	0	0	0	0	0	0	0	0	0	0-0
3/10	EVANSVILLE	w 4-1	Hannah Huffman	.000	18-0	0	8	0	0	0	0	0	0	0	0	2-2
3/10	DREXEL	w 9-1	Shannon Smith	.000	2-2	0	0	0	0	0	0	0	0	0	0	0-0
3/11	KENT STATE	w 2-0	Totals	.285	45	1181	179	337	54	2	33	156	96	25	207	70-86
3/12	#15 MICHIGAN	w 5-1	Opponents	.207	45	1127	112	233	26	2	15	98	146	35	288	27-40
*3/18	at #16 Georgia	w 2-1														
*3/19	at #16 Georgia	L 5-7														
*3/20	at #16 Georgia	L 1-3														
*3/24	#22 ARKANSAS	w 2-1														
*3/25	#22 ARKANSAS	w 7-5	Player	era	w-l	app	gs	cg	sh	sv	ip	h	r	er	bb	so
*3/25	#22 ARKANSAS	w 2-0	Erin Rethlake	1.36	9-2	17	8	3	3	0	77.0	46	17	15	32	59
3/29	at Northern Kentucky	w 2-1	Meagan Prince	1.50	16-6	30	17	12	2	4	140.0	110	41	30	51	148
*3/31	at #24 Ole Miss	L 1-7	Shannon Smith	2.98	6-3	14	10	2	0	0	47.0	36	26	20	32	54
*4/1	at #24 Ole Miss	w 1-0	-----													
*4/2	at #24 Ole Miss	L 0-4	Larissa Spellman	3.50	1-2	19	10	0	0	0	42.0	41	28	21	31	27
*4/7	#17 TENNESSEE	L 0-9	Totals	1.97	32-13	45	45	17	10	4	306.0	233	112	86	146	288
*4/8	#17 TENNESSEE	L 2-5	Opponents	3.23	13-32	45	45	20	4	2	298.2	337	179	138	96	207
*4/9	#17 TENNESSEE	L 4-9														
4/12	at Louisville	w 10-1														
*4/14	#3 FLORIDA	L 0-4														
*4/15	#3 FLORIDA	w 5-1														
*4/16	#3 FLORIDA	L 0-2														
4/19	at Indiana	w 6-2	Score by innings			1	2	3	4	5	6	7	8	9	EX	Total
*4/21	at Mizzou	w 4-2	Kentucky			16	24	27	19	38	36	18	0	0	1	179
*4/22	at Mizzou	w 4-0	Opponents			27	18	18	16	16	8	9	0	0	0	112
*4/23	at Mizzou	w 10-8														
4/25	at Eastern Kentucky	w 5-0														
4/26	at UT Martin	w 8-2														

LOB - Team (265), Opp (300). DPs turned - Team (14), Opp (14). IBB - Team (5), Cheek, A 4, Metzger, R 1. Picked off - Bigelow, B 1, Vick, B 1, Huffman, H 1.

PB - Team (3), Metzger, R 2, Schaper, J 1, Opp (6). Pickoffs - Team (2), Schaper, J 2, Opp (3). SBA/ATT - Schaper, J (22-33), Smith, S (9-14), Rethlake, E (8-11), Prince, M (7-11), Metzger, R (5-7), Spellman, L (3-4).

Win-loss breakouts: Day 25-8; Night 7-5; vs Left 3-0; vs Right 29-13; 1-run games 6-1; 2-run games 9-4; 5+run games 7-3; Extra inns 1-1; Shutouts 10-4. Current streak: Won 6; Longest winning streak: 14; Longest losing streak: 4. Attendance: Home 15187 (avg 1084); Away 13821 (avg 460); Total 29008 (avg 659).

- * = Conference game
- ^ = UCF Knight Invitational (Orlando, Fla.)
- \$ = Mary Nutter (Cathedral City, Calif.)
- & = FAU Invite (Boca Raton, Fla.)
- ! = Coach B Classic (Carbondale, Ill.)



2017 Kentucky Softball
 Overall Statistics for Kentucky (as of Apr 26, 2017)
 (All games Sorted by Batting avg)



Record: 32-13 Home: 9-5 Away: 14-5 Neutral: 9-3 SEC: 9-9

Player	avg	gp-gs	ab	r	h	2b	3b	hr	rbi	tb	slg%	bb	hp	so	gdp	ob%	sf	sh	sb-att	po	a	e	fld%	
Bailey Vick	.350	45-45	117	13	41	9	0	0	6	50	.427	7	4	27	0	.406	0	4	7-12	20	0	0	1.000	
Katie Reed	.344	45-45	157	19	54	9	0	2	18	69	.439	2	0	14	0	.350	1	5	13-15	57	101	5	.969	
Abbey Cheek	.333	45-45	132	28	44	6	0	10	33	80	.606	14	3	20	1	.404	2	1	7-8	43	123	10	.943	
Erin Rethlake	.317	44-41	123	21	39	3	0	0	12	42	.341	7	0	23	0	.354	0	3	17-18	216	22	8	.967	
Breanne Ray	.287	45-45	129	8	37	4	1	2	21	49	.380	8	1	18	2	.329	2	0	1-3	20	1	1	.955	
Rachael Metzger	.286	38-28	70	10	20	4	0	8	18	48	.686	8	5	19	0	.398	0	3	0-0	141	7	1	.993	
Alex Martens	.281	45-45	135	12	38	8	0	3	19	55	.407	17	1	12	0	.366	0	1	0-0	71	73	12	.923	
Jenny Schaper	.227	44-42	128	13	29	5	1	5	12	51	.398	13	6	20	0	.327	0	0	1-1	299	29	1	.997	
Sarah Rainwater	.205	44-39	78	11	16	2	0	0	4	18	.231	12	1	22	0	.315	1	10	4-4	28	2	1	.968	
Brooklin Hinz	.192	41-27	73	14	14	4	0	2	5	24	.329	6	3	20	0	.277	1	1	9-10	16	3	2	.905	

Kierston Moore	.214	13-0	14	1	3	0	0	1	5	6	.429	1	1	4	0	.313	0	0	0-0	0	0	0	.000	
Morgan McCallum	.125	10-0	8	1	1	0	0	0	0	1	.125	1	0	3	0	.222	0	0	0-0	0	1	0	1.000	
Kelsee Henson	.091	22-5	11	3	1	0	0	0	3	1	.091	0	0	4	0	.077	2	0	1-2	0	0	0	.000	
Ashley Ruiz	.000	5-0	5	0	0	0	0	0	0	0	.000	0	0	0	0	.000	0	0	0-0	0	0	0	.000	
Brynlee Bigelow	.000	41-3	1	12	0	0	0	0	0	0	.000	0	0	1	0	.000	0	1	6-9	2	0	0	1.000	
Hannah Huffman	.000	18-0	0	8	0	0	0	0	0	0	.000	0	0	0	0	.000	0	0	2-2	0	0	0	.000	
Shannon Smith	.000	2-2	0	0	0	0	0	0	0	0	.000	0	0	0	0	.000	0	0	0-0	0	9	1	.900	
Larissa Spellman	.000	4-3	0	0	0	0	0	0	0	0	.000	0	0	0	0	.000	0	0	0-0	1	9	2	.833	
Madison Kearschner	.000	11-0	0	5	0	0	0	0	0	0	.000	0	0	0	0	.000	0	0	2-2	0	0	0	.000	
Totals	.285	45	1181	179	337	54	2	33	156	494	.418	96	25	207	3	.349	9	29	70-86	918	418	45	.967	
Opponents	.207	45	1127	112	233	26	2	15	98	308	.273	146	35	288	7	.316	2	20	27-40	896	365	48	.963	

LOB - Team (265), Opp (300). DPs turned - Team (14), Opp (14). IBB - Team (5), Cheek, A 4, Metzger, R 1. Picked off - Bigelow, B 1, Vick, B 1, Huffman, H 1.

(All games Sorted by Earned run avg)

Player	era	w-l	app	gs	cg	sho	sv	ip	h	r	er	bb	so	2b	3b	hr	b/avg	wp	hp	bk	sfa	sha
Erin Rethlake	1.36	9-2	17	8	3	3/3	0	77.0	46	17	15	32	59	5	0	3	.172	5	11	0	1	5
Meagan Prince	1.50	16-6	30	17	12	2/3	4	140.0	110	41	30	51	148	12	1	6	.212	10	17	0	1	10
Shannon Smith	2.98	6-3	14	10	2	0/1	0	47.0	36	26	20	32	54	5	0	4	.209	5	5	0	0	2

Larissa Spellman	3.50	1-2	19	10	0	0/3	0	42.0	41	28	21	31	27	4	1	2	.246	5	2	0	0	3
Totals	1.97	32-13	45	45	17	10/5	4	306.0	233	112	86	146	288	26	2	15	.207	25	35	0	2	20
Opponents	3.23	13-32	45	45	20	4/0	2	298.2	337	179	138	96	207	54	2	33	.285	18	25	0	9	29

PB - Team (3), Metzger, R 2, Schaper, J 1, Opp (6). Pickoffs - Team (2), Schaper, J 2, Opp (3). SBA/ATT - Schaper, J (22-33), Smith, S (9-14), Rethlake, E (8-11), Prince, M (7-11), Metzger, R (5-7), Spellman, L (3-4).



2017 Kentucky Softball
 Overall Statistics for Kentucky (as of Apr 26, 2017)
 (All games Sorted by Fielding pct)



Player	c	po	a	e	fld%	dp	sba	csb	sba%	pb	ci
Bailey Vick	20	20	0	0	1.000	0	0	0	.000	0	0
Brynlee Bigelow	2	2	0	0	1.000	0	0	0	.000	0	0
Morgan McCallum	1	0	1	0	1.000	0	0	0	.000	0	0
Jenny Schaper	329	299	29	1	.997	2	22	11	.667	1	0
Rachael Metzger	149	141	7	1	.993	5	5	2	.714	2	0
Meagan Prince	43	4	38	1	.977	0	7	4	.636	0	0
Katie Reed	163	57	101	5	.969	7	0	0	.000	0	0
Sarah Rainwater	31	28	2	1	.968	0	0	0	.000	0	0
Erin Rethlake	246	216	22	8	.967	9	8	3	.727	0	0
Breanne Ray	22	20	1	1	.955	0	0	0	.000	0	0
Abbey Cheek	176	43	123	10	.943	6	0	0	.000	0	0
Alex Martens	156	71	73	12	.923	7	0	0	.000	0	0
Brooklin Hinz	21	16	3	2	.905	0	0	0	.000	0	0
Shannon Smith	10	0	9	1	.900	0	9	5	.643	0	0
Larissa Spellman	12	1	9	2	.833	0	3	1	.750	0	0
Madison Kearschner	0	0	0	0	.000	0	0	0	.000	0	0
Hannah Huffman	0	0	0	0	.000	0	0	0	.000	0	0
Kelsee Henson	0	0	0	0	.000	0	0	0	.000	0	0
Ashley Ruiz	0	0	0	0	.000	0	0	0	.000	0	0
Kierston Moore	0	0	0	0	.000	0	0	0	.000	0	0
Totals	1381	918	418	45	.967	14	27	13	.675	3	0
Opponents	1309	896	365	48	.963	14	70	16	.814	6	0

Hitting minimums - 1 Games 0.8 AB/Game
 Pitching minimums - 1 Games 1.0 IP/Game



2017 Kentucky Softball
 Games Summary for Kentucky (as of Apr 26, 2017)
 (All games)



Score by innings	1	2	3	4	5	6	7	8	9	EX	Total
Kentucky	16	24	27	19	38	36	18	0	0	1	179
Opponents	27	18	18	16	16	8	9	0	0	0	112

Record when ...			
Overall	32-13	After 4 leading	21-0
Conference	9-9 trailing	4-11
Non-Conference	23-4 tied	7-2
Home games	9-5	After 5 leading	23-1
Away games	14-5 trailing	2-11
Neutral site	9-3 tied	5-0
Day games	25-8	After 6 leading	26-0
Night games	7-5 trailing	0-11
vs Left starter	3-0 tied	3-1
vs Right starter	29-13		
1-Run games	6-1	Hit 0 home runs	15-8
2-Run games	9-4	... 1 home run	12-3
5+Run games	7-3	... 2+ home runs	5-2
Extra innings	1-1		
Shutouts	10-4	Opponent 0 home runs	24-8
	 1 home run	8-3
	 2+ HRs	0-2
Scoring 0-2 runs	10-9		
..... 3-5 runs	10-4		
..... 6-9 runs	9-0	Made 0 errors	18-2
..... 10+ runs	3-0 1 error	9-4
	 2+ errors	5-7
Opponent 0-2 runs	29-1		
..... 3-5 runs	2-6	Opp. made 0 errors	8-8
..... 6-9 runs	1-6 1 error	11-4
..... 10+ runs	0-0 2+ errors	13-1
Scored in 1st inning	9-3	Out-hit opponent	28-2
Opp. scored in 1st	5-9	Out-hit by opponent	3-11
Scores first	23-2	Hits are tied	1-0
Opp. scores first	9-11		

Record when team scores:

Runs	0	1	2	3	4	5	6	7	8	9	10+
W-L	0-4	2-3	8-2	1-1	6-2	3-1	4-0	2-0	1-0	2-0	3-0

Record when opponent scores:

Runs	0	1	2	3	4	5	6	7	8	9	10+
W-L	10-0	12-0	7-1	1-2	0-2	1-2	0-2	0-2	1-0	0-2	0-0

Record when leading after:

Inn.	1	2	3	4	5	6
W-L	9-0	13-0	17-0	21-0	23-1	26-0

Record when trailing after:

Inn.	1	2	3	4	5	6
W-L	4-8	4-10	5-10	4-11	2-11	0-11

Record when tied after:

Inn.	1	2	3	4	5	6
W-L	19-5	15-3	10-3	7-2	5-0	3-1

Current winning streak: 6
 Longest winning streak: 14
 Longest losing streak: 4

Home attendance : 15187 (14 dates avg = 1084)
 Away attendance : 13821 (30 dates avg = 460)
 Total attendance: 29008 (44 dates avg = 659)



2017 Kentucky Softball
 Batting Leaders for Kentucky (as of Apr 26, 2017)
 (All games)



Hitting minimums - 1 Games 0.8 AB/Game
 Pitching minimums - 1 Games 1.0 IP/Game

Batting avg		Slugging pct		On base pct	
1. Bailey Vick	.350	1. Rachael Metzger	.686	1. Bailey Vick	.406
2. Katie Reed	.344	2. Abbey Cheek	.606	2. Abbey Cheek	.404
3. Abbey Cheek	.333	3. Katie Reed	.439	3. Rachael Metzger	.398
Runs scored		Hits		Runs batted in	
1. Abbey Cheek	28	1. Katie Reed	54	1. Abbey Cheek	33
2. Erin Rethlake	21	2. Abbey Cheek	44	2. Breanne Ray	21
3. Katie Reed	19	3. Bailey Vick	41	3. Alex Martens	19
Doubles		Triples		Home runs	
1. Bailey Vick	9	1. Jenny Schaper	1	1. Abbey Cheek	10
Katie Reed	9	Breanne Ray	1	2. Rachael Metzger	8
3. Alex Martens	8			3. Jenny Schaper	5
Total bases		Walks		Hit by pitch	
1. Abbey Cheek	80	1. Alex Martens	17	1. Jenny Schaper	6
2. Katie Reed	69	2. Abbey Cheek	14	2. Rachael Metzger	5
3. Alex Martens	55	3. Jenny Schaper	13	3. Bailey Vick	4
Sac bunts		Sac flies		Stolen bases	
1. Sarah Rainwater	10	1. Abbey Cheek	2	1. Erin Rethlake	17
2. Katie Reed	5	Kelsee Henson	2	2. Katie Reed	13
3. Bailey Vick	4	Breanne Ray	2	3. Brooklin Hinz	9
Caught stealing		Steal attempts		Stolen base pct	
1. Bailey Vick	5	1. Erin Rethlake	18	1. Jenny Schaper	1.000
2. Brynlee Bigelow	3	2. Katie Reed	15	Sarah Rainwater	1.000
3. 2 tied at..	2	3. Bailey Vick	12	3. Erin Rethlake	.944
Strikeouts		Grounded into DP		Total plate appearances	
1. Bailey Vick	27	1. Breanne Ray	2	1. Katie Reed	165
2. Erin Rethlake	23	2. Abbey Cheek	1	2. Alex Martens	154
3. Sarah Rainwater	22			3. Abbey Cheek	152
At bats		Games played		Game starts	
1. Katie Reed	157	1. 5 tied at..	45	1. 5 tied at..	45
2. Alex Martens	135				
3. Abbey Cheek	132				
Games as sub					
1. Brynlee Bigelow	38				
2. Hannah Huffman	18				
3. Kelsee Henson	17				



2017 Kentucky Softball
Pitching Leaders for Kentucky (as of Apr 26, 2017)
(All games)



Hitting minimums - 1 Games 0.8 AB/Game
Pitching minimums - 1 Games 1.0 IP/Game

Earned run avg		Opposing bat avg		Won-loss pct	
1. Erin Rethlake	1.36	1. Erin Rethlake	.172	1. Erin Rethlake	.818
2. Meagan Prince	1.50	2. Shannon Smith	.209	2. Meagan Prince	.727
3. Shannon Smith	2.98	3. Meagan Prince	.212	3. Shannon Smith	.667
Wins		Losses		Saves	
1. Meagan Prince	16	1. Meagan Prince	6	1. Meagan Prince	4
2. Erin Rethlake	9	2. Shannon Smith	3		
3. Shannon Smith	6	3. 2 tied at.....	2		
Innings pitched		Batters struck out		Appearances	
1. Meagan Prince	140.0	1. Meagan Prince	148	1. Meagan Prince	30
2. Erin Rethlake	77.0	2. Erin Rethlake	59	2. Larissa Spellman	19
3. Shannon Smith	47.0	3. Shannon Smith	54	3. Erin Rethlake	17
Games started		Games finished		Games in relief	
1. Meagan Prince	17	1. Meagan Prince	13	1. Meagan Prince	13
2. Shannon Smith	10	2. Larissa Spellman	8	2. Erin Rethlake	9
Larissa Spellman	10	3. Erin Rethlake	5	Larissa Spellman	9
Wild pitches		Balks		Hit batters	
1. Meagan Prince	10			1. Meagan Prince	17
2. 3 tied at....	5			2. Erin Rethlake	11
				3. Shannon Smith	5
Intentional BB allowed		Runners picked off		Batters SO out looking	
		1. Jenny Schaper	2	1. Meagan Prince	19
				2. Erin Rethlake	12
				3. 2 tied at....	11
Sac bunts allowed		Sac flies allowed		Hits allowed	
1. Meagan Prince	10	1. Erin Rethlake	1	1. Shannon Smith	36
2. Erin Rethlake	5	Meagan Prince	1	2. Erin Rethlake	46
3. Larissa Spellman	3			3. Meagan Prince	110
Runs allowed		Earned runs allowed		Walks allowed	
1. Erin Rethlake	17	1. Erin Rethlake	15	1. Shannon Smith	32
2. Shannon Smith	26	2. Shannon Smith	20	Erin Rethlake	32
3. Meagan Prince	41	3. Meagan Prince	30	3. Meagan Prince	51
Doubles allowed		Triples allowed		Home runs allowed	
1. Shannon Smith	5	1. Erin Rethlake	0	1. Erin Rethlake	3
Erin Rethlake	5	Shannon Smith	0	2. Shannon Smith	4
3. Meagan Prince	12	3. Meagan Prince	1	3. Meagan Prince	6



2017 Kentucky Softball
Fielding Leaders for Kentucky (as of Apr 26, 2017)
(All games)



Hitting minimums - 1 Games
Pitching minimums - 1 Games 1.0 IP/Game

Fielding pct		Chances		Putouts	
1. Bailey Vick	1.000	1. Jenny Schaper	329	1. Jenny Schaper	299
Brynlee Bigelow	1.000	2. Erin Rethlake	246	2. Erin Rethlake	216
Morgan McCallum	1.000	3. Abbey Cheek	176	3. Rachael Metzger	141
Assists		Errors		Fielding double plays	
1. Abbey Cheek	123	1. Alex Martens	12	1. Erin Rethlake	9
2. Katie Reed	101	2. Abbey Cheek	10	2. Alex Martens	7
3. Alex Martens	73	3. Erin Rethlake	8	Katie Reed	7
Stolen bases against		Caught stealing by		Steal attempts against	
1. Jenny Schaper	22	1. Jenny Schaper	11	1. Jenny Schaper	33
2. Shannon Smith	9	2. Shannon Smith	5	2. Shannon Smith	14
3. Erin Rethlake	8	3. Meagan Prince	4	3. 2 tied at....	11
Passed balls		Catchers interference			
1. Rachael Metzger	2				
2. Jenny Schaper	1				



2017 Kentucky Softball
 Game Results for Kentucky (as of Apr 26, 2017)
 (All games)



Date	Opponent	Score	Inns	Overall	SEC	Pitcher of record	Attend	Time
^ Feb 10, 2017	vs Florida A&M	w 4-2	7	1-0-0	0-0-0	Smith, S (W 1-0)	548	2:05
^ Feb 10, 2017	vs Pittsburgh	L 1-3	(8)	1-1-0	0-0-0	Prince, M (L 0-1)	548	2:08
^ Feb 11, 2017	vs Pitt	L 3-6	7	1-2-0	0-0-0	Smith, S (L)	0	1:53
^ Feb 11, 2017	at UCF	w 6-3	7	2-2-0	0-0-0	Prince, M (W 1-1)	0	1:56
^ Feb 12, 2017	vs Florida A&M	w 3-0	7	3-2-0	0-0-0	Spellman, L (W 1-0)	0	1:32
Feb 15, 2017	at #5 UCLA-1	L 2-6	7	3-3-0	0-0-0	Spellman, L (L 1-1)	-	1:32
Feb 15, 2017	at #5 UCLA-2	w 2-1	(11)	4-3-0	0-0-0	Prince, M (W 2-1)	427	2:37
\$ Feb 17, 2017	vs UC - Davis	w 4-1	7	5-3-0	0-0-0	Rethlake, E (W 1-0)	200	1:54
\$ Feb 17, 2017	vs #7 Oregon	L 4-5	7	5-4-0	0-0-0	Prince, M (L 2-2)	300	1:47
& Feb 24, 2017	vs Connecticut	w 4-2	7	6-4-0	0-0-0	Smith, S (W 2-1)	0	1:43
& Feb 24, 2017	vs Florida A&M	w 2-0	7	7-4-0	0-0-0	Rethlake, E (W 2-0)	0	2:07
& Feb 25, 2017	vs Memphis	w 9-1	5	8-4-0	0-0-0	Prince, M (W 3-2)	25	1:02
& Feb 25, 2017	at Florida Atlantic	w 6-2	7	9-4-0	0-0-0	Smith, S (W 3-1)	491	2:15
& Feb 26, 2017	vs Memphis	w 12-0	5	10-4-0	0-0-0	Rethlake, E (W 3-0)	0	1:35
! Mar 03, 2017	vs Northern Illinois	w 2-0	7	11-4-0	0-0-0	Prince, M (W 4-2)	250	1:29
! Mar 03, 2017	at Southern Illinois	w 7-1	7	12-4-0	0-0-0	Smith, S (W 3-2)	315	2hr
! Mar 04, 2017	vs UIC	w 6-2	7	13-4-0	0-0-0	Prince, M (W 5-2)	345	1:48
Mar 09, 2017	DAYTON	w 1-0	7	14-4-0	0-0-0	Rethlake, E (W 3-0)	757	1:29
Mar 10, 2017	EVANSVILLE	w 4-1	7	15-4-0	0-0-0	Prince, M (W 6-2)	643	1:53
Mar 10, 2017	DREXEL	w 9-1	7	16-4-0	0-0-0	Smith, S (W 5-1)	646	1:43
Mar 11, 2017	KENT STATE	w 2-0	7	17-4-0	0-0-0	Rethlake, E (W 5-0)	951	1:32
Mar 12, 2017	#15 MICHIGAN	w 5-1	7	18-4-0	0-0-0	Prince, M (W 7-2)	1324	2:09
* Mar 18, 2017	at #16 Georgia	w 2-1	7	19-4-0	1-0-0	Prince, M (W 8-2)	873	2:04
* Mar 19, 2017	at #16 Georgia	L 5-7	7	19-5-0	1-1-0	Smith, S (L 5-2)	727	2:27
* Mar 20, 2017	at #16 Georgia	L 1-3	7	19-6-0	1-2-0	Prince, M (L 8-3)	605	2:08
* Mar 24, 2017	#22 ARKANSAS	w 2-1	7	20-6-0	2-2-0	Prince, M (W 9-3)	809	1:22
* Mar 25, 2017	#22 ARKANSAS-1	w 7-5	7	21-6-0	3-2-0	Rethlake, E (W 6-0)	1126	2:04
* Mar 25, 2017	#22 ARKANSAS-2	w 2-0	7	22-6-0	4-2-0	Smith, S (W 6-2)	1126	1:41
Mar 29, 2017	at Northern Kentucky	w 2-1	7	23-6-0	4-2-0	Prince, M (W 10-3)	300	1:40
* Mar 31, 2017	at #24 Ole Miss	L 1-7	7	23-7-0	4-3-0	Prince, M (L 10-4)	437	2:01
* Apr 01, 2017	at #24 Ole Miss	w 1-0	7	24-7-0	5-3-0	Prince, M (W 10-5)	628	2:11
* Apr 02, 2017	at #24 Ole Miss	L 0-4	7	24-8-0	5-4-0	Smith, S (L 6-3)	629	2:06
* Apr 07, 2017	#17 TENNESSEE	L 0-9	5	24-9-0	5-5-0	Prince, M (L 11-5)	1062	1:39
* Apr 08, 2017	#17 TENNESSEE	L 2-5	7	24-10-0	5-6-0	Prince, M (L 11-6)	1440	2:43
* Apr 09, 2017	#17 TENNESSEE	L 4-9	7	24-11-0	5-7-0	Spellman, L (L 1-2)	1344	3:12
Apr 12, 2017	at Louisville	w 10-1	6	25-11-0	5-7-0	Prince, M (W 12-6)	889	1:55
* Apr 14, 2017	#3 FLORIDA	L 0-4	7	25-12-0	5-8-0	Rethlake, E (L 6-1)	1430	2:04
* Apr 15, 2017	#3 FLORIDA	w 5-1	7	26-12-0	6-8-0	Prince, M (W 13-6)	1617	1:46
* Apr 16, 2017	#3 FLORIDA	L 0-2	7	26-13-0	6-9-0	Rethlake, E (L 6-2)	912	1:42
Apr 19, 2017	at Indiana	w 6-2	7	27-13-0	6-9-0	Prince, M (W 14-6)	427	2:06
* Apr 21, 2017	at Mizzou	w 4-2	7	28-13-0	7-9-0	Prince, M (W 15-6)	1060	1:59
* Apr 22, 2017	at Mizzou	w 4-0	7	29-13-0	8-9-0	Rethlake, E (W 7-2)	1146	1:54
* Apr 23, 2017	at Mizzou	w 10-8	7	30-13-0	9-9-0	Rethlake, E (W 8-2)	1410	2:18
Apr 25, 2017	at Eastern Kentucky	w 5-0	7	31-13-0	9-9-0	Rethlake, E (W 9-2)	510	1:51
Apr 26, 2017	at UT Martin	w 8-2	7	32-13-0	9-9-0	Prince, M (W 16-6)	731	2:13

- * = Conference game
- ^ = UCF Knight Invitational (Orlando, Fla.)
- \$ = Mary Nutter (Cathedral City, Calif.)
- & = FAU Invite (Boca Raton, Fla.)
- ! = Coach B Classic (Carbondale, Ill.)
- () extra inning game

2017 Kentucky Softball
Team Game-by-Game for Kentucky (as of Apr 26, 2017)
Batting (All games)

Date	Opponent	ab	r	h	rbi	2b	3b	hr	tb	bb	ibb	sb	cs	hbp	sac	sf	gdp	k	po	a	e	lob	avg
Feb 10	vs Florida A&M	27	4	10	3	0	0	1	13	3	0	4	0	0	1	0	0	3	21	4	3	9	.370
Feb 10	vs Pittsburgh	27	1	5	1	1	0	1	9	2	0	1	0	0	0	0	0	3	21	8	1	7	.278
Feb 11	vs Pitt	30	3	9	3	1	0	2	16	3	0	3	0	0	0	0	0	3	18	4	1	9	.286
Feb 11	at UCF	27	6	11	6	1	0	1	15	3	0	1	0	1	2	2	0	4	21	13	1	8	.315
Feb 12	vs Florida A&M	25	3	6	3	0	0	1	9	1	0	1	0	1	0	0	0	3	21	10	0	3	.301
Feb 15	at UCLA	25	2	5	2	1	0	0	6	0	0	0	0	0	0	0	0	10	18	13	1	2	.286
Feb 15	at UCLA	39	2	6	2	1	0	1	10	2	0	1	0	0	0	0	0	9	33	26	2	6	.260
Feb 17	vs UC - Davis	24	4	8	4	2	1	0	12	3	0	1	0	0	1	1	0	1	21	11	1	7	.268
Feb 17	vs Oregon	24	4	6	4	1	0	0	7	3	0	0	0	2	0	1	1	5	21	13	2	5	.266
Feb 24	vs Connecticut	25	4	6	4	0	0	0	6	1	0	2	0	0	1	0	0	3	21	12	1	5	.264
Feb 24	vs Florida A&M	27	2	11	1	3	0	0	14	3	0	3	2	4	2	0	0	3	21	5	0	13	.277
Feb 25	vs Memphis	26	9	14	8	3	0	1	20	2	0	7	1	0	0	0	0	1	15	8	0	5	.298
Feb 25	at Florida Atlantic	28	6	11	5	1	0	1	15	1	0	5	1	0	0	1	0	5	21	6	0	3	.305
Feb 26	vs Memphis	27	12	11	10	3	0	2	20	1	0	1	0	2	0	1	0	4	15	9	0	4	.312
Mar 03	vs Northern Illinois	23	2	7	2	1	0	0	8	1	0	3	2	0	1	0	0	5	21	9	1	5	.312
Mar 03	at Southern Illinois	35	7	15	6	2	0	0	17	3	0	5	0	1	1	0	0	4	21	6	0	12	.321
Mar 04	vs UIC	25	6	7	6	0	1	2	15	1	0	0	0	0	0	0	0	5	21	12	0	2	.319
Mar 09	DAYTON	20	1	4	0	1	0	0	5	2	0	2	0	0	1	0	0	5	21	11	1	4	.314
Mar 10	EVANSVILLE	25	4	7	4	1	0	1	11	2	0	1	0	1	0	0	0	5	21	9	0	6	.312
Mar 10	DREXEL	32	9	12	8	0	0	4	24	5	0	7	1	0	0	0	0	4	21	3	0	7	.316
Mar 11	KENT STATE	22	2	4	2	3	0	0	7	1	0	0	0	0	0	0	0	2	21	8	0	3	.311
Mar 12	MICHIGAN	21	5	5	3	1	0	1	9	3	0	4	0	2	1	0	0	7	21	11	1	4	.308
*Mar 18	at Georgia	24	2	7	2	1	0	0	8	1	0	1	1	2	2	1	0	7	21	6	1	7	.308
*Mar 19	at Georgia	30	5	11	4	0	0	3	20	3	0	0	1	0	0	0	0	5	18	13	2	7	.310
*Mar 20	at Georgia	26	1	3	1	0	0	1	6	1	0	0	0	0	0	0	0	4	18	6	4	5	.303
*Mar 24	ARKANSAS	22	2	4	2	0	0	1	7	1	0	0	0	0	1	0	0	6	21	10	0	4	.299
*Mar 25	ARKANSAS	26	7	11	7	1	0	1	15	3	0	2	0	0	0	0	0	3	21	6	2	4	.303
*Mar 25	ARKANSAS	23	2	5	2	0	0	0	5	2	1	2	0	1	1	0	0	3	21	8	0	7	.301
Mar 29	at Northern Kentucky	24	2	6	2	2	0	0	8	2	0	3	0	0	1	1	0	2	21	9	0	5	.299
*Mar 31	at Ole Miss	25	1	5	1	0	0	0	5	2	0	1	1	0	0	0	0	4	18	8	3	5	.296
*Apr 01	at Ole Miss	23	1	5	1	1	0	0	6	3	0	0	1	0	2	0	0	2	21	8	1	6	.294
*Apr 02	at Ole Miss	24	0	5	0	1	0	0	6	0	0	0	0	1	1	0	0	2	18	10	1	5	.291
*Apr 07	TENNESSEE	17	0	2	0	1	0	0	3	0	0	0	0	0	0	0	0	3	15	8	3	2	.288
*Apr 08	TENNESSEE	26	2	6	2	0	0	1	9	2	0	2	0	1	0	0	0	6	21	9	2	6	.286
*Apr 09	TENNESSEE	29	4	9	4	3	0	0	12	5	2	0	0	2	0	0	0	11	21	6	0	11	.287
Apr 12	at Louisville	27	10	9	7	3	0	0	12	6	1	4	0	1	1	0	1	3	18	8	0	7	.288
*Apr 14	FLORIDA	23	0	2	0	0	0	0	2	1	0	0	0	0	1	0	0	15	21	12	3	4	.283
*Apr 15	FLORIDA	25	5	8	3	1	0	0	9	1	0	2	0	0	3	0	0	7	21	8	0	6	.284
*Apr 16	FLORIDA	21	0	0	0	0	0	0	0	1	0	0	0	0	0	0	0	15	21	12	0	1	.278
Apr 19	at Indiana	32	6	11	6	3	0	0	14	2	0	0	1	0	1	0	0	0	21	7	0	8	.280
*Apr 21	at Mizzou	27	4	8	2	2	0	0	10	4	0	0	2	1	1	0	0	3	21	10	2	8	.281
*Apr 22	at Mizzou	29	4	9	4	2	0	1	14	1	0	0	0	0	0	1	0	4	21	12	0	6	.282
*Apr 23	at Mizzou	37	10	14	8	5	0	3	28	3	1	1	0	2	0	0	1	0	21	14	4	11	.285
Apr 25	at Eastern Kentucky	27	5	7	5	1	0	2	14	2	0	0	0	0	2	0	0	5	21	13	0	5	.284
Apr 26	at UT Martin	30	8	10	6	0	0	1	13	4	0	0	2	0	1	0	0	3	21	4	1	6	.285
Totals		1181	179	337	156	54	2	33	494	96	5	70	16	25	29	9	3	207	918	418	45	265	.285

2017 Kentucky Softball
Team Game-by-Game for Kentucky (as of Apr 26, 2017)
Pitching (All games)

Date	Opponent	ip	h	r	er	bb	so	2b	3b	hr	wp	bk	hbp	dp	ibb	score	w-l	sv	era
Feb 10	vs Florida A&M	7.0	4	2	1	1	12	1	0	1	0	0	1	2	0	4-2	1-0	0	1.00
Feb 10	vs Pittsburgh	7.0	7	3	3	4	12	1	0	0	1	0	2	0	0	1-3	1-1	0	2.00
Feb 11	vs Pitt	6.0	6	6	5	6	3	1	0	1	1	0	0	0	0	3-6	1-2	0	3.15
Feb 11	at UCF	7.0	4	3	3	5	7	0	0	1	1	0	3	0	0	6-3	2-2	0	3.11
Feb 12	vs Florida A&M	7.0	2	0	0	1	3	0	0	0	1	0	0	0	0	3-0	3-2	1	2.47
Feb 15	at UCLA	6.0	9	6	5	1	2	0	0	0	0	0	0	1	0	2-6	3-3	1	2.97
Feb 15	at UCLA	11.0	8	1	0	3	6	1	0	0	1	0	1	2	0	2-1	4-3	1	2.33
Feb 17	vs UC - Davis	7.0	6	1	1	2	5	2	0	0	0	0	2	0	0	4-1	5-3	1	2.17
Feb 17	vs Oregon	7.0	11	5	2	2	6	1	0	1	2	0	3	0	0	4-5	5-4	1	2.15
Feb 24	vs Connecticut	7.0	3	2	2	2	6	0	0	0	0	0	1	0	0	4-2	6-4	2	2.14
Feb 24	vs Florida A&M	7.0	2	0	0	3	9	0	0	0	0	0	2	0	0	2-0	7-4	2	1.95
Feb 25	vs Memphis	5.0	7	1	1	2	1	0	0	0	0	0	0	0	0	9-1	8-4	2	1.92
Feb 25	at Florida Atlantic	7.0	2	2	2	5	11	1	0	1	1	0	0	0	0	6-2	9-4	3	1.92
Feb 26	vs Memphis	5.0	2	0	0	1	3	0	0	0	1	0	0	0	0	12-0	10-4	3	1.82
Mar 03	vs Northern Illinois	7.0	2	0	0	1	9	0	0	0	0	0	0	0	0	2-0	11-4	3	1.70
Mar 03	at Southern Illinois	7.0	3	1	1	6	8	1	0	0	1	0	0	0	0	7-1	12-4	3	1.65
Mar 04	vs UIC	7.0	1	2	2	2	9	0	0	0	1	0	1	0	0	6-2	13-4	3	1.68
Mar 09	DAYTON	7.0	1	0	0	0	9	0	0	0	0	0	1	0	0	1-0	14-4	3	1.58
Mar 10	EVANSVILLE	7.0	2	1	0	4	11	0	0	0	2	0	0	0	0	4-1	15-4	3	1.50
Mar 10	DREXEL	7.0	2	1	0	2	7	0	0	0	0	0	1	0	0	9-1	16-4	3	1.42
Mar 11	KENT STATE	7.0	1	0	0	3	11	0	0	0	0	0	2	0	0	2-0	17-4	3	1.35
Mar 12	MICHIGAN	7.0	6	1	1	3	6	1	0	1	0	0	0	1	0	5-1	18-4	3	1.34
*Mar 18	at Georgia	7.0	4	1	1	4	9	1	0	0	0	0	0	0	0	2-1	19-4	3	1.32
*Mar 19	at Georgia	6.0	13	7	7	2	0	1	0	2	0	0	0	0	0	5-7	19-5	3	1.57
*Mar 20	at Georgia	6.0	7	3	1	5	5	1	0	0	0	0	1	0	0	1-3	19-6	3	1.56
*Mar 24	ARKANSAS	7.0	4	1	1	5	6	0	0	1	1	0	0	0	0	2-1	20-6	3	1.53
*Mar 25	ARKANSAS	7.0	8	5	4	6	6	0	0	1	1	0	0	0	0	7-5	21-6	3	1.63
*Mar 25	ARKANSAS	7.0	4	0	0	3	6	1	0	0	0	0	0	1	0	2-0	22-6	4	1.57
Mar 29	at Northern Kentucky	7.0	5	1	1	1	4	0	0	0	0	0	0	0	0	2-1	23-6	4	1.55
*Mar 31	at Ole Miss	6.0	8	7	5	3	6	0	1	2	1	0	0	0	0	1-7	23-7	4	1.67
*Apr 01	at Ole Miss	7.0	7	0	0	2	9	0	0	0	0	0	0	1	0	1-0	24-7	4	1.62
*Apr 02	at Ole Miss	6.0	9	4	4	2	5	0	0	0	0	0	1	1	0	0-4	24-8	4	1.70
*Apr 07	TENNESSEE	5.0	8	9	3	3	5	1	0	0	1	0	1	0	0	0-9	24-9	4	1.76
*Apr 08	TENNESSEE	7.0	8	5	4	5	3	2	0	0	0	0	1	1	0	2-5	24-10	4	1.83
*Apr 09	TENNESSEE	7.0	8	9	9	10	7	2	1	1	0	0	2	0	0	4-9	24-11	4	2.04
Apr 12	at Louisville	6.0	4	1	1	0	6	1	0	0	1	0	1	1	0	10-1	25-11	4	2.02
*Apr 14	FLORIDA	7.0	3	4	1	8	5	0	0	0	3	0	2	1	0	0-4	25-12	4	1.99
*Apr 15	FLORIDA	7.0	2	1	1	3	8	0	0	0	0	0	2	0	0	5-1	26-12	4	1.96
*Apr 16	FLORIDA	7.0	5	2	2	3	5	1	0	0	0	0	2	0	0	0-2	26-13	4	1.96
Apr 19	at Indiana	7.0	7	2	2	4	4	1	0	0	0	0	0	0	0	6-2	27-13	4	1.96
*Apr 21	at Mizzou	7.0	6	2	2	3	5	1	0	1	0	0	0	0	0	4-2	28-13	4	1.96
*Apr 22	at Mizzou	7.0	3	0	0	5	4	0	0	0	1	0	1	0	0	4-0	29-13	4	1.92
*Apr 23	at Mizzou	7.0	10	8	6	5	5	1	0	1	2	0	0	1	0	10-8	30-13	4	2.01
Apr 25	at Eastern Kentucky	7.0	3	0	0	1	5	0	0	0	1	0	1	1	0	5-0	31-13	4	1.97
Apr 26	at UT Martin	7.0	6	2	2	4	14	2	0	0	0	0	0	0	0	8-2	32-13	4	1.97
Totals		306.0	233	112	86	146	288	26	2	15	25	0	35	14	0	179-112	32-13	4	1.97

2017 Kentucky Softball
Individual Game-by-Game for Kentucky (as of Apr 26, 2017)

#42 Brynlee Bigelow - 41 games (All games)

Date	Opponent	Pos	AB	R	H	RBI	2B	3B	HR	BB	SB	CS	HBP	SAC	SF	GDP	K	PO	A	E	Avg
Feb 10	vs Florida A&M	pr	0	0	0	0	0	0	0	0	0	0	0	0	0	0	0	0	0	0	.000
Feb 11	vs Pitt	pr	0	0	0	0	0	0	0	0	0	0	0	0	0	0	0	0	0	0	.000
Feb 11	at UCF	pr	0	0	0	0	0	0	0	0	0	0	0	0	0	0	0	0	0	0	.000
Feb 12	vs Florida A&M	pr	0	0	0	0	0	0	0	0	0	0	0	0	0	0	0	0	0	0	.000
Feb 15	at UCLA-2	pr	0	0	0	0	0	0	0	0	0	0	0	0	0	0	0	0	0	0	.000
Feb 17	vs UC - Davis	pr	0	1	0	0	0	0	0	0	0	0	0	0	0	0	0	0	0	0	.000
Feb 17	vs Oregon	pr/of	0	0	0	0	0	0	0	0	0	0	0	0	0	0	0	0	0	0	.000
Feb 24	vs Connecticut	pr/of	0	1	0	0	0	0	0	0	1	0	0	0	0	0	0	0	0	0	.000
Feb 24	vs Florida A&M	ph/of	0	0	0	0	0	0	0	0	0	0	1	0	0	0	0	0	0	0	.000
Feb 25	vs Memphis	pr	0	0	0	0	0	0	0	0	1	1	0	0	0	0	0	0	0	0	.000
Feb 25	at Florida Atlantic	pr	0	1	0	0	0	0	0	0	0	0	0	0	0	0	0	0	0	0	.000
Feb 26	vs Memphis	*of	1	1	0	0	0	0	0	0	0	0	0	0	0	0	1	0	0	0	.000
Mar 03	vs Northern Illinois	pr/of	0	0	0	0	0	0	0	0	0	1	0	0	0	0	0	0	0	0	.000
Mar 03	at Southern Illinois	pr/of	0	0	0	0	0	0	0	0	1	0	0	0	0	0	0	0	0	0	.000
Mar 09	DAYTON	*of/of	0	0	0	0	0	0	0	0	0	0	0	0	0	0	0	0	0	0	.000
Mar 10	EVANSVILLE	pr/of	0	0	0	0	0	0	0	0	0	0	0	0	0	0	0	0	0	0	.000
Mar 10	DREXEL	pr/of	0	0	0	0	0	0	0	0	0	1	0	0	0	0	0	1	0	0	.000
Mar 11	KENT STATE	*of	0	0	0	0	0	0	0	0	0	0	0	0	0	0	0	1	0	0	.000
Mar 12	MICHIGAN	of	0	0	0	0	0	0	0	0	0	0	0	0	0	0	0	0	0	0	.000
Mar 18	at Georgia	of	0	0	0	0	0	0	0	0	0	0	0	0	0	0	0	0	0	0	.000
Mar 19	at Georgia	of	0	0	0	0	0	0	0	0	0	0	0	0	0	0	0	0	0	0	.000
Mar 20	at Georgia	pr/of	0	0	0	0	0	0	0	0	0	0	0	0	0	0	0	0	0	0	.000
Mar 24	ARKANSAS	pr	0	0	0	0	0	0	0	0	0	0	0	0	0	0	0	0	0	0	.000
Mar 25	ARKANSAS-1	pr	0	1	0	0	0	0	0	0	1	0	0	0	0	0	0	0	0	0	.000
Mar 25	ARKANSAS-2	pr	0	1	0	0	0	0	0	0	1	0	0	0	0	0	0	0	0	0	.000
Mar 29	at Northern Kentucky	pr/of	0	1	0	0	0	0	0	0	0	0	0	0	0	0	0	0	0	0	.000
Mar 31	at Ole Miss	of	0	0	0	0	0	0	0	0	0	0	0	0	0	0	0	0	0	0	.000
Apr 01	at Ole Miss	pr	0	0	0	0	0	0	0	0	0	0	0	0	0	0	0	0	0	0	.000
Apr 02	at Ole Miss	pr	0	0	0	0	0	0	0	0	0	0	0	0	0	0	0	0	0	0	.000
Apr 07	TENNESSEE	of	0	0	0	0	0	0	0	0	0	0	0	0	0	0	0	0	0	0	.000
Apr 08	TENNESSEE	pr	0	0	0	0	0	0	0	0	0	0	0	0	0	0	0	0	0	0	.000
Apr 09	TENNESSEE	pr/of	0	0	0	0	0	0	0	0	0	0	0	0	0	0	0	0	0	0	.000
Apr 12	at Louisville	pr	0	1	0	0	0	0	0	0	0	0	0	0	0	0	0	0	0	0	.000
Apr 14	FLORIDA	pr	0	0	0	0	0	0	0	0	0	0	0	0	0	0	0	0	0	0	.000
Apr 15	FLORIDA	pr	0	0	0	0	0	0	0	0	0	0	0	0	0	0	0	0	0	0	.000
Apr 19	at Indiana	pr	0	1	0	0	0	0	0	0	0	0	0	0	0	0	0	0	0	0	.000
Apr 21	at Mizzou	pr	0	0	0	0	0	0	0	0	0	0	0	0	0	0	0	0	0	0	.000
Apr 22	at Mizzou	pr	0	0	0	0	0	0	0	0	0	0	0	0	0	0	0	0	0	0	.000
Apr 23	at Mizzou	pr/of	0	1	0	0	0	0	0	0	1	0	0	0	0	0	0	0	0	0	.000
Apr 25	at Eastern Kentucky	pr	0	1	0	0	0	0	0	0	0	0	0	0	0	0	0	0	0	0	.000
Apr 26	at UT Martin	pr	0	1	0	0	0	0	0	0	0	0	0	0	0	0	0	0	0	0	.000
Totals		3gs	1	12	0	0	0	0	0	0	6	3	0	1	0	0	1	2	0	0	.000

On base pct. .000 • Slugging pct. .000

2017 Kentucky Softball
Individual Game-by-Game for Kentucky (as of Apr 26, 2017)

#11 Abbey Cheek - 45 games (All games)

Date	Opponent	Pos	AB	R	H	RBI	2B	3B	HR	BB	SB	CS	HBP	SAC	SF	GDP	K	PO	A	E	Avg
Feb 10	vs Florida A&M	*3b	3	1	0	0	0	0	0	1	1	0	0	0	0	0	1	1	0	1	.000
Feb 10	vs Pittsburgh	*1b/3b	2	0	0	0	0	0	0	1	0	0	0	0	0	0	0	1	3	1	.000
Feb 11	vs Pitt	*3b	4	1	3	2	0	0	1	0	0	0	0	0	0	0	1	3	2	0	.333
Feb 11	at UCF	*3b	4	2	2	0	0	0	0	0	0	0	0	0	0	0	1	0	2	0	.385
Feb 12	vs Florida A&M	*3b	3	0	0	0	0	0	0	0	0	0	0	0	0	0	0	3	6	0	.312
Feb 15	at UCLA-1	*3b	3	0	1	1	0	0	0	0	0	0	0	0	0	0	0	1	4	0	.316
Feb 15	at UCLA-2	*3b	5	0	1	1	0	0	0	0	0	0	0	0	0	0	2	1	8	1	.292
Feb 17	vs UC - Davis	*3b	3	0	0	0	0	0	0	0	0	0	0	0	0	0	0	0	4	0	.259
Feb 17	vs Oregon	*3b/dh	2	0	0	0	0	0	0	0	0	0	1	0	0	0	0	0	3	0	.241
Feb 24	vs Connecticut	*3b	3	1	1	0	0	0	0	0	0	0	0	0	0	0	2	0	3	0	.250
Feb 24	vs Florida A&M	*3b	3	0	2	1	1	0	0	0	0	1	0	0	0	0	1	2	3	0	.286
Feb 25	vs Memphis	*3b	3	1	2	0	0	0	0	0	1	0	0	0	0	0	0	0	2	0	.316
Feb 25	at Florida Atlantic	*3b	3	2	2	2	0	0	1	0	0	0	0	0	0	0	1	0	3	0	.341
Feb 26	vs Memphis	*3b	3	1	2	3	1	0	1	0	0	0	0	0	1	0	0	1	0	0	.364
Mar 03	vs Northern Illinois	*3b	3	0	1	0	0	0	0	0	1	0	0	0	0	0	0	0	2	1	.362
Mar 03	at Southern Illinois	*3b	4	3	3	0	0	0	0	1	3	0	0	0	0	0	0	2	1	0	.392
Mar 04	vs UIC	*3b	3	1	1	4	0	0	1	0	0	0	0	0	0	0	1	0	2	0	.389
Mar 09	DAYTON	*3b	3	0	0	0	0	0	0	0	0	0	0	0	0	0	1	0	3	0	.368
Mar 10	EVANSVILLE	*3b	2	0	0	0	0	0	0	1	0	0	0	0	0	0	1	0	6	0	.356
Mar 10	DREXEL	*3b	4	1	1	3	0	0	1	0	0	0	0	0	0	0	0	1	0	0	.349
Mar 11	KENT STATE	*3b	2	1	1	1	1	0	0	1	0	0	0	0	0	0	0	0	2	0	.354
Mar 12	MICHIGAN	*3b	2	1	1	0	1	0	0	1	0	0	0	0	0	0	0	1	1	1	.358
Mar 18	at Georgia	*3b	3	0	2	2	0	0	0	0	1	0	0	1	0	0	0	0	0	0	.371
Mar 19	at Georgia	*3b	3	1	2	0	0	0	0	1	0	0	0	0	0	0	1	1	0	0	.384
Mar 20	at Georgia	*3b	3	0	0	0	0	0	0	0	0	0	0	0	0	0	0	1	1	2	.368
Mar 24	ARKANSAS	*3b	3	0	1	0	0	0	0	0	0	0	0	0	0	0	0	1	6	0	.367
Mar 25	ARKANSAS-1	*3b	2	2	2	3	1	0	1	1	0	0	0	0	0	0	0	2	3	0	.383
Mar 25	ARKANSAS-2	*3b	2	0	1	1	0	0	0	1	0	0	0	0	0	0	1	2	3	0	.386
Mar 29	at Northern Kentucky	*3b	2	0	1	0	0	0	0	1	1	0	0	0	0	0	0	3	3	0	.388
Mar 31	at Ole Miss	*3b	3	0	0	0	0	0	0	0	0	0	0	0	0	0	1	2	2	1	.375
Apr 01	at Ole Miss	*3b	3	0	0	0	0	0	0	0	0	0	0	0	0	0	0	2	2	0	.363
Apr 02	at Ole Miss	*3b	3	0	0	0	0	0	0	0	0	0	0	0	0	0	0	3	4	0	.351
Apr 07	TENNESSEE	*3b	2	0	0	0	0	0	0	0	0	0	0	0	0	0	0	0	1	0	.344
Apr 08	TENNESSEE	*3b	3	1	1	2	0	0	1	0	0	0	0	0	0	0	1	2	3	1	.343
Apr 09	TENNESSEE	*3b	2	0	1	0	0	0	0	1	0	0	1	0	0	0	0	1	3	0	.347
Apr 12	at Louisville	*3b	3	1	2	1	0	0	0	1	0	0	0	0	0	1	0	1	3	0	.356
Apr 14	FLORIDA	*3b	3	0	0	0	0	0	0	0	0	0	0	0	0	0	2	2	0	0	.346
Apr 15	FLORIDA	*3b	3	0	0	0	0	0	0	0	0	0	0	0	0	0	1	0	3	0	.336
Apr 16	FLORIDA	*3b	2	0	0	0	0	0	0	0	0	0	0	0	0	0	0	1	3	0	.330
Apr 19	at Indiana	*3b	4	2	2	0	1	0	0	0	0	0	0	0	0	0	0	1	2	0	.336
Apr 21	at Mizzou	*3b	4	1	1	0	0	0	0	0	0	0	0	0	0	0	1	0	6	1	.333
Apr 22	at Mizzou	*3b	3	1	2	2	0	0	1	0	0	0	0	0	0	0	0	0	3	0	.341
Apr 23	at Mizzou	*3b	4	2	2	3	0	0	2	1	0	0	0	0	0	0	0	1	7	0	.346
Apr 25	at Eastern Kentucky	*3b	3	0	0	0	0	0	0	0	0	0	0	0	0	0	0	0	4	0	.338
Apr 26	at UT Martin	*3b	2	1	0	1	0	0	0	1	0	0	0	1	0	0	0	1	0	0	.333
Totals		45gs	132	28	44	33	6	0	10	14	7	1	3	1	2	1	20	43	123	10	.333

On base pct. .404 • Slugging pct. .606

2017 Kentucky Softball
Individual Game-by-Game for Kentucky (as of Apr 26, 2017)

#19 Kelsee Henson - 22 games (All games)

Date	Opponent	Pos	AB	R	H	RBI	2B	3B	HR	BB	SB	CS	HBP	SAC	SF	GDP	K	PO	A	E	Avg
Feb 10	vs Pittsburgh	1b	1	0	0	0	0	0	0	0	0	0	0	0	0	0	0	0	0	0	.000
Feb 11	at UCF	*dh/of	1	0	0	2	0	0	0	0	0	0	0	0	2	0	0	0	0	0	.000
Feb 12	vs Florida A&M	*c/dh	2	0	1	1	0	0	0	0	0	0	0	0	0	0	1	0	0	0	.250
Feb 24	vs Florida A&M	ph	1	0	0	0	0	0	0	0	0	0	0	0	0	0	0	0	0	0	.200
Feb 26	vs Memphis	pr/dh	1	1	0	0	0	0	0	0	0	0	0	0	0	0	0	0	0	0	.167
Mar 03	at Southern Illinois	ph	1	0	0	0	0	0	0	0	0	0	0	0	0	0	0	0	0	0	.143
Mar 09	DAYTON	pr	0	0	0	0	0	0	0	0	0	0	0	0	0	0	0	0	0	0	.143
Mar 12	MICHIGAN	*dh	2	0	0	0	0	0	0	0	1	0	0	0	0	0	1	0	0	0	.111
Mar 19	at Georgia	pr	0	0	0	0	0	0	0	0	0	0	0	0	0	0	0	0	0	0	.111
Mar 20	at Georgia	pr	0	0	0	0	0	0	0	0	0	0	0	0	0	0	0	0	0	0	.111
Mar 25	ARKANSAS-1	*dh	0	0	0	0	0	0	0	0	0	0	0	0	0	0	0	0	0	0	.111
Mar 25	ARKANSAS-2	*dh	1	0	0	0	0	0	0	0	0	0	0	0	0	0	1	0	0	0	.100
Apr 01	at Ole Miss	pr	0	0	0	0	0	0	0	0	0	0	0	0	0	0	0	0	0	0	.100
Apr 02	at Ole Miss	pr	0	0	0	0	0	0	0	0	0	0	0	0	0	0	0	0	0	0	.100
Apr 07	TENNESSEE	pr	0	0	0	0	0	0	0	0	0	0	0	0	0	0	0	0	0	0	.100
Apr 08	TENNESSEE	pr	0	0	0	0	0	0	0	0	0	0	0	0	0	0	0	0	0	0	.100
Apr 09	TENNESSEE	ph	1	0	0	0	0	0	0	0	0	0	0	0	0	0	1	0	0	0	.091
Apr 12	at Louisville	pr	0	1	0	0	0	0	0	0	0	0	0	0	0	0	0	0	0	0	.091
Apr 21	at Mizzou	pr	0	0	0	0	0	0	0	0	0	1	0	0	0	0	0	0	0	0	.091
Apr 23	at Mizzou	pr	0	1	0	0	0	0	0	0	0	0	0	0	0	0	0	0	0	0	.091
Apr 25	at Eastern Kentucky	pr	0	0	0	0	0	0	0	0	0	0	0	0	0	0	0	0	0	0	.091
Apr 26	at UT Martin	pr/dh	0	0	0	0	0	0	0	0	0	0	0	0	0	0	0	0	0	0	.091
Totals		5gs	11	3	1	3	0	0	0	0	1	1	0	0	2	0	4	0	0	0	.091

On base pct. .077 • Slugging pct. .091

2017 Kentucky Softball
Individual Game-by-Game for Kentucky (as of Apr 26, 2017)

#25 Brooklin Hinz - 41 games (All games)

Date	Opponent	Pos	AB	R	H	RBI	2B	3B	HR	BB	SB	CS	HBP	SAC	SF	GDP	K	PO	A	E	Avg	
Feb 10	vs Florida A&M	*of	2	0	1	0	0	0	0	1	1	0	0	0	0	0	1	2	0	0	.500	
Feb 10	vs Pittsburgh	*of/of	3	0	1	0	1	0	0	0	0	0	0	0	0	0	1	0	0	0	.400	
Feb 11	vs Pitt	*of	3	0	0	0	0	0	0	0	0	0	0	0	0	0	0	2	0	0	.250	
Feb 11	at UCF	of	1	0	0	0	0	0	0	0	0	0	0	0	0	0	0	0	0	0	.222	
Feb 12	vs Florida A&M	ph/dh	1	0	0	0	0	0	0	0	0	0	0	0	0	0	0	0	0	0	.200	
Feb 15	at UCLA-1	*of	2	0	0	0	0	0	0	0	0	0	0	0	0	0	1	0	0	0	.167	
Feb 15	at UCLA-2	*of/of	3	1	1	0	0	0	0	1	0	0	0	0	0	0	0	1	0	0	.200	
Feb 17	vs UC - Davis	*of/of	1	0	0	1	0	0	0	0	0	0	0	0	1	0	1	3	0	0	.188	
Feb 17	vs Oregon	*of	2	1	0	0	0	0	0	1	0	0	0	0	0	0	0	1	1	2	.167	
Feb 24	vs Connecticut	*of/dh	2	2	0	0	0	0	0	1	1	0	0	0	0	0	0	0	1	0	.150	
Feb 24	vs Florida A&M	*of/dh	2	0	1	0	0	0	0	0	1	0	0	0	0	0	1	0	0	0	.182	
Feb 25	vs Memphis	*of	3	1	1	3	0	0	1	0	0	0	0	0	0	0	1	0	0	0	.200	
Feb 25	at Florida Atlantic	*of	3	1	1	0	0	0	0	0	1	0	0	0	0	0	1	0	0	0	.214	
Feb 26	vs Memphis	*of/of	2	2	0	0	0	0	0	0	1	0	1	0	0	0	0	0	0	0	.200	
Mar 03	vs Northern Illinois	*of	2	0	1	0	0	0	0	0	1	0	0	1	0	0	0	0	0	0	.219	
Mar 04	vs UIC	*of	3	0	0	0	0	0	0	0	0	0	0	0	0	0	1	0	0	0	.200	
Mar 09	DAYTON	ph/of	1	0	0	0	0	0	0	0	0	0	0	0	0	0	0	0	0	0	.194	
Mar 10	EVANSVILLE	*of	3	2	2	1	1	0	1	0	0	0	0	0	0	0	0	0	0	0	.231	
Mar 10	DREXEL	*of	4	1	1	0	0	0	0	0	1	0	0	0	0	0	0	2	0	0	.233	
Mar 11	KENT STATE	*of	2	0	0	0	0	0	0	0	0	0	0	0	0	0	0	0	0	0	.222	
Mar 12	MICHIGAN	*of/of	2	0	1	0	0	0	0	1	1	0	0	0	0	0	1	0	0	0	.234	
Mar 18	at Georgia	*of	2	0	1	0	1	0	0	0	0	0	1	0	0	0	1	1	0	0	.245	
Mar 19	at Georgia	*of/of	3	1	1	0	0	0	0	0	0	0	0	0	0	0	0	0	0	0	.250	
Mar 20	at Georgia	ph	1	0	0	0	0	0	0	0	0	0	0	0	0	0	0	0	0	0	.245	
Mar 24	ARKANSAS	*of	2	0	0	0	0	0	0	0	0	0	0	0	0	0	2	0	0	0	.236	
Mar 25	ARKANSAS-2	ph	1	0	0	0	0	0	0	0	0	0	1	0	0	0	1	0	0	0	.232	
Mar 29	at Northern Kentucky	*of/dh	1	0	0	0	0	0	0	0	0	0	0	0	0	0	0	0	0	0	.228	
Mar 31	at Ole Miss	*of	1	0	0	0	0	0	0	0	0	0	0	0	0	0	1	1	0	0	.224	
Apr 01	at Ole Miss	ph/of	1	0	0	0	0	0	0	1	0	0	0	0	0	0	0	1	0	0	.220	
Apr 02	at Ole Miss	*of	3	0	0	0	0	0	0	0	0	0	0	0	0	0	0	0	0	0	.210	
Apr 07	TENNESSEE	*of/dh	1	0	0	0	0	0	0	0	0	0	0	0	0	0	0	0	0	0	.206	
Apr 08	TENNESSEE	of	1	0	0	0	0	0	0	0	0	0	0	0	0	0	1	2	0	0	.203	
Apr 09	TENNESSEE	ph/of	2	0	0	0	0	0	0	0	0	0	0	0	0	0	2	0	0	0	.197	
Apr 12	at Louisville	pr/dh	1	1	0	0	0	0	0	0	1	0	0	0	0	0	1	0	0	0	.194	
Apr 14	FLORIDA	ph	1	0	0	0	0	0	0	0	0	0	0	0	0	0	1	0	0	0	.191	
Apr 15	FLORIDA	pr	0	1	0	0	0	0	0	0	0	0	0	0	0	0	0	0	0	0	.191	
Apr 19	at Indiana	pr/of	0	0	0	0	0	0	0	0	0	0	0	0	0	0	0	0	0	0	.191	
Apr 21	at Mizzou	*of	1	0	0	0	0	0	0	0	0	0	0	0	0	0	1	1	0	0	.188	
Apr 23	at Mizzou	*of/of	2	0	1	0	1	0	0	0	0	0	0	0	0	0	0	0	0	0	.197	
Apr 25	at Eastern Kentucky	of	2	0	0	0	0	0	0	0	0	0	0	0	0	0	0	0	0	0	.192	
Apr 26	at UT Martin	pr/of	0	0	0	0	0	0	0	0	0	1	0	0	0	0	0	0	0	0	.192	
Totals			27gs	73	14	14	5	4	0	2	6	9	1	3	1	1	0	20	16	3	2	.192

On base pct. .277 • Slugging pct. .329

#21 Hannah Huffman - 18 games (All games)

Date	Opponent	Pos	AB	R	H	RBI	2B	3B	HR	BB	SB	CS	HBP	SAC	SF	GDP	K	PO	A	E	Avg	
Feb 10	vs Pittsburgh	2b	0	0	0	0	0	0	0	0	0	0	0	0	0	0	0	0	0	0	.000	
Feb 11	at UCF	pr	0	0	0	0	0	0	0	0	0	0	0	0	0	0	0	0	0	0	.000	
Feb 12	vs Florida A&M	pr	0	1	0	0	0	0	0	0	0	0	0	0	0	0	0	0	0	0	.000	
Feb 17	vs UC - Davis	pr	0	1	0	0	0	0	0	0	0	0	0	0	0	0	0	0	0	0	.000	
Feb 24	vs Connecticut	pr	0	0	0	0	0	0	0	0	0	0	0	0	0	0	0	0	0	0	.000	
Feb 24	vs Florida A&M	pr	0	0	0	0	0	0	0	0	0	0	0	0	0	0	0	0	0	0	.000	
Feb 25	vs Memphis	pr	0	0	0	0	0	0	0	0	0	0	0	0	0	0	0	0	0	0	.000	
Feb 25	at Florida Atlantic	pr	0	1	0	0	0	0	0	0	0	0	0	0	0	0	0	0	0	0	.000	
Feb 26	vs Memphis	pr	0	1	0	0	0	0	0	0	0	0	0	0	0	0	0	0	0	0	.000	
Mar 03	vs Northern Illinois	pr	0	1	0	0	0	0	0	0	0	0	0	0	0	0	0	0	0	0	.000	
Mar 03	at Southern Illinois	pr	0	1	0	0	0	0	0	0	0	0	0	0	0	0	0	0	0	0	.000	
Mar 10	EVANSVILLE	pr	0	0	0	0	0	0	0	0	0	0	0	0	0	0	0	0	0	0	.000	
Mar 10	DREXEL	pr	0	1	0	0	0	0	0	0	1	0	0	0	0	0	0	0	0	0	.000	
Mar 11	KENT STATE	pr	0	1	0	0	0	0	0	0	0	0	0	0	0	0	0	0	0	0	.000	
Mar 12	MICHIGAN	pr	0	0	0	0	0	0	0	0	0	1	0	0	0	0	0	0	0	0	.000	
Mar 18	at Georgia	pr	0	0	0	0	0	0	0	0	0	0	0	0	0	0	0	0	0	0	.000	
Mar 25	ARKANSAS-1	pr	0	0	0	0	0	0	0	0	0	0	0	0	0	0	0	0	0	0	.000	
Mar 31	at Ole Miss	pr	0	0	0	0	0	0	0	0	0	0	0	0	0	0	0	0	0	0	.000	
Totals			0gs	0	8	0	0	0	0	0	0	2	0	0	0	0	0	0	0	0	0	.000

On base pct. .000 • Slugging pct. .000

2017 Kentucky Softball Individual Game-by-Game for Kentucky (as of Apr 26, 2017)

#24 Madison Kearschner - 11 games (All games)

Date	Opponent	Pos	AB	R	H	RBI	2B	3B	HR	BB	SB	CS	HBP	SAC	SF	GDP	K	PO	A	E	Avg
Feb 24	vs Florida A&M	pr	0	1	0	0	0	0	0	0	1	0	0	0	0	0	0	0	0	0	.000
Feb 25	vs Memphis	pr	0	0	0	0	0	0	0	0	0	0	0	0	0	0	0	0	0	0	.000
Feb 26	vs Memphis	pr	0	0	0	0	0	0	0	0	0	0	0	0	0	0	0	0	0	0	.000
Mar 09	DAYTON	pr	0	0	0	0	0	0	0	0	0	0	0	0	0	0	0	0	0	0	.000
Mar 10	DREXEL	pr	0	0	0	0	0	0	0	0	0	0	0	0	0	0	0	0	0	0	.000
Mar 12	MICHIGAN	pr	0	1	0	0	0	0	0	0	0	0	0	0	0	0	0	0	0	0	.000
Mar 19	at Georgia	pr	0	0	0	0	0	0	0	0	0	0	0	0	0	0	0	0	0	0	.000
Apr 07	TENNESSEE	pr	0	0	0	0	0	0	0	0	0	0	0	0	0	0	0	0	0	0	.000
Apr 08	TENNESSEE	pr	0	1	0	0	0	0	0	0	1	0	0	0	0	0	0	0	0	0	.000
Apr 09	TENNESSEE	pr	0	1	0	0	0	0	0	0	0	0	0	0	0	0	0	0	0	0	.000
Apr 12	at Louisville	pr	0	1	0	0	0	0	0	0	0	0	0	0	0	0	0	0	0	0	.000
Totals		Ogs	0	5	0	0	0	0	0	0	2	0	0	0	0	0	0	0	0	0	.000

On base pct. .000 • Slugging pct. .000

#33 Alex Martens - 45 games (All games)

Date	Opponent	Pos	AB	R	H	RBI	2B	3B	HR	BB	SB	CS	HBP	SAC	SF	GDP	K	PO	A	E	Avg
Feb 10	vs Florida A&M	*2b	4	1	2	2	0	0	1	0	0	0	0	0	0	0	0	1	0	0	.500
Feb 10	vs Pittsburgh	*2b	3	0	0	0	0	0	0	0	0	0	0	0	0	0	0	0	1	0	.286
Feb 11	vs Pitt	*2b	3	0	0	0	0	0	0	1	0	0	0	0	0	0	0	1	1	0	.200
Feb 11	at UCF	*2b	3	0	2	1	1	0	0	1	0	0	0	0	0	0	0	3	4	0	.308
Feb 12	vs Florida A&M	*2b	2	0	0	1	0	0	0	1	0	0	0	0	0	0	0	0	1	0	.267
Feb 15	at UCLA-1	*2b	3	1	1	1	1	0	0	0	0	0	0	0	0	0	1	2	2	0	.278
Feb 15	at UCLA-2	*2b	4	0	0	0	0	0	0	1	0	0	0	0	0	0	1	7	6	1	.227
Feb 17	vs UC - Davis	*2b	4	0	1	0	1	0	0	0	0	0	0	0	0	0	0	1	4	0	.231
Feb 17	vs Oregon	*2b	3	0	1	2	0	0	0	1	0	0	0	0	0	0	0	2	0	0	.241
Feb 24	vs Connecticut	*2b	3	0	0	0	0	0	0	0	0	0	0	0	0	0	0	2	1	1	.219
Feb 24	vs Florida A&M	*2b	4	0	2	0	0	0	0	0	0	0	0	0	0	0	0	0	0	0	.250
Feb 25	vs Memphis	*2b	3	1	2	0	0	0	0	0	0	0	0	0	0	0	0	1	1	0	.282
Feb 25	at Florida Atlantic	*2b	3	0	1	0	1	0	0	0	0	0	0	0	0	0	0	0	0	0	.286
Feb 26	vs Memphis	*2b	4	1	2	0	1	0	0	0	0	0	0	0	0	0	0	2	3	0	.304
Mar 03	vs Northern Illinois	*2b	2	0	0	0	0	0	0	1	0	0	0	0	0	0	1	2	1	0	.292
Mar 03	at Southern Illinois	*2b	4	0	1	1	1	0	0	1	0	0	0	0	0	0	1	1	0	0	.288
Mar 04	vs UIC	*2b	3	0	1	0	0	0	0	0	0	0	0	0	0	0	0	0	4	0	.291
Mar 09	DAYTON	*2b	2	0	1	0	0	0	0	0	0	0	0	1	0	0	0	3	5	1	.298
Mar 10	EVANSVILLE	*2b	3	0	1	2	0	0	0	0	0	0	0	0	0	0	0	0	0	0	.300
Mar 10	DREXEL	*2b	2	1	0	0	0	0	0	2	0	0	0	0	0	0	0	2	1	0	.290
Mar 11	KENT STATE	*2b	3	0	1	0	0	0	0	0	0	0	0	0	0	0	1	1	1	0	.292
Mar 12	MICHIGAN	*2b	2	0	0	0	0	0	0	1	0	0	0	0	0	0	0	0	3	0	.284
Mar 18	at Georgia	*2b	3	0	1	0	0	0	0	0	0	0	0	0	0	0	0	1	0	0	.286
Mar 19	at Georgia	*2b	4	0	1	0	0	0	0	0	0	0	0	0	0	0	0	3	4	0	.284
Mar 20	at Georgia	*2b	3	1	1	1	0	0	1	0	0	0	0	0	0	0	0	1	2	1	.286
Mar 24	ARKANSAS	*2b	3	0	1	0	0	0	0	0	0	0	0	0	0	0	0	1	1	0	.287
Mar 25	ARKANSAS-1	*2b	3	0	2	4	0	0	0	0	0	0	0	0	0	0	0	2	1	1	.301
Mar 25	ARKANSAS-2	*2b	3	0	0	0	0	0	0	0	0	0	0	0	0	0	0	2	1	0	.291
Mar 29	at Northern Kentucky	*2b	3	0	0	0	0	0	0	0	0	0	0	0	0	0	1	4	1	0	.281
Mar 31	at Ole Miss	*2b	2	0	1	1	0	0	0	1	0	0	0	0	0	0	0	0	0	1	.286
Apr 01	at Ole Miss	*2b	3	0	1	0	0	0	0	0	0	0	0	0	0	0	1	2	1	1	.287
Apr 02	at Ole Miss	*2b	2	0	0	0	0	0	0	0	0	0	1	0	0	0	0	2	1	1	.281
Apr 07	TENNESSEE	*2b/1b	2	0	0	0	0	0	0	0	0	0	0	0	0	0	0	4	3	2	.276
Apr 08	TENNESSEE	*2b	2	0	1	0	0	0	0	1	0	0	0	0	0	0	0	1	1	1	.280
Apr 09	TENNESSEE	*2b/1b	4	0	1	0	0	0	0	0	0	0	0	0	0	0	1	2	0	0	.279
Apr 12	at Louisville	*2b	3	0	0	0	0	0	0	1	0	0	0	0	0	0	0	1	3	0	.271
Apr 14	FLORIDA	*2b	3	0	1	0	0	0	0	0	0	0	0	0	0	0	1	3	3	0	.273
Apr 15	FLORIDA	*2b	3	0	0	0	0	0	0	0	0	0	0	0	0	0	2	2	1	0	.265
Apr 16	FLORIDA	*2b	3	0	0	0	0	0	0	0	0	0	0	0	0	0	1	0	3	0	.259
Apr 19	at Indiana	*2b	4	2	3	0	1	0	0	0	0	0	0	0	0	0	0	2	0	0	.275
Apr 21	at Mizzou	*2b	3	1	0	0	0	0	0	1	0	0	0	0	0	0	0	2	2	0	.268
Apr 22	at Mizzou	*2b	2	0	0	0	0	0	0	1	0	0	0	0	0	0	0	2	1	0	.264
Apr 23	at Mizzou	*2b	4	1	2	1	1	0	0	1	0	0	0	0	0	0	0	1	2	1	.271
Apr 25	at Eastern Kentucky	*2b	3	1	2	1	0	0	1	0	0	0	0	0	0	0	0	1	1	0	.280
Apr 26	at UT Martin	*2b	3	1	1	1	0	0	0	1	0	0	0	0	0	0	0	1	2	0	.281
Totals		45gs	135	12	38	19	8	0	3	17	0	0	1	1	0	0	12	71	73	12	.281

On base pct. .366 • Slugging pct. .407

2017 Kentucky Softball
Individual Game-by-Game for Kentucky (as of Apr 26, 2017)

#7 Morgan McCallum - 10 games (All games)

Date	Opponent	Pos	AB	R	H	RBI	2B	3B	HR	BB	SB	CS	HBP	SAC	SF	GDP	K	PO	A	E	Avg
Feb 17	vs Oregon	ph	1	0	0	0	0	0	0	0	0	0	0	0	0	0	1	0	0	0	.000
Feb 26	vs Memphis	ph	1	0	1	0	0	0	0	0	0	0	0	0	0	0	0	0	0	0	.500
Mar 03	at Southern Illinois	ph	1	0	0	0	0	0	0	0	0	0	0	0	0	0	0	0	0	0	.333
Mar 04	vs UIC	ph	0	1	0	0	0	0	0	1	0	0	0	0	0	0	0	0	0	0	.333
Mar 20	at Georgia	ph	1	0	0	0	0	0	0	0	0	0	0	0	0	0	0	0	0	0	.250
Mar 31	at Ole Miss	2b	1	0	0	0	0	0	0	0	0	0	0	0	0	0	0	0	1	0	.200
Apr 07	TENNESSEE	2b	1	0	0	0	0	0	0	0	0	0	0	0	0	0	1	0	0	0	.167
Apr 08	TENNESSEE	ph	1	0	0	0	0	0	0	0	0	0	0	0	0	0	1	0	0	0	.143
Apr 09	TENNESSEE	2b	0	0	0	0	0	0	0	0	0	0	0	0	0	0	0	0	0	0	.143
Apr 12	at Louisville	ph	1	0	0	0	0	0	0	0	0	0	0	0	0	0	0	0	0	0	.125
Totals		ogs	8	1	1	0	0	0	0	1	0	0	0	0	0	0	3	0	1	0	.125

On base pct. .222 • Slugging pct. .125

#44 Rachael Metzger - 38 games (All games)

Date	Opponent	Pos	AB	R	H	RBI	2B	3B	HR	BB	SB	CS	HBP	SAC	SF	GDP	K	PO	A	E	Avg
Feb 10	vs Florida A&M	1b	0	0	0	0	0	0	0	0	0	0	0	0	0	0	0	0	0	0	.000
Feb 10	vs Pittsburgh	*c/1b	1	0	0	0	0	0	0	0	0	0	0	0	0	0	6	0	0	0	.000
Feb 11	vs Pitt	*1b	0	0	0	0	0	0	0	0	0	0	0	0	0	0	2	0	0	0	.000
Feb 11	at UCF	*c	1	1	1	0	0	0	1	0	0	0	1	0	0	0	4	0	0	0	.500
Feb 12	vs Florida A&M	*dh/c	3	1	2	1	0	0	1	0	0	0	0	0	0	0	3	1	0	0	.600
Feb 15	at UCLA-1	*1b	3	0	0	0	0	0	0	0	0	0	0	0	0	0	2	8	0	0	.375
Feb 15	at UCLA-2	*dh	2	0	0	0	0	0	0	0	0	0	0	0	0	0	2	0	0	0	.300
Feb 17	vs UC - Davis	*1b/dh	2	0	0	1	0	0	0	0	0	0	0	1	0	0	7	0	0	0	.250
Feb 17	vs Oregon	c	0	0	0	0	0	0	0	0	0	0	1	0	0	0	0	0	0	0	.250
Feb 24	vs Connecticut	*dh/of	2	0	1	0	0	0	0	0	0	0	0	0	0	0	1	0	0	0	.286
Feb 24	vs Florida A&M	*dh/c	1	0	0	0	0	0	1	0	0	0	0	1	0	0	4	0	0	0	.267
Feb 25	at Florida Atlantic	1b	0	0	0	0	0	0	0	0	0	0	0	0	0	0	0	0	0	0	.267
Feb 26	vs Memphis	*dh/1b	1	1	1	4	0	0	1	0	0	0	1	0	0	0	9	0	0	0	.312
Mar 03	at Southern Illinois	*1b/dh	3	0	0	0	0	0	0	0	0	0	0	0	0	0	2	6	0	0	.263
Mar 04	vs UIC	*c	0	0	0	0	0	0	0	0	0	0	0	0	0	0	3	0	0	0	.263
Mar 09	DAYTON	*1b	2	0	0	0	0	0	0	0	0	0	0	0	0	0	1	8	0	0	.238
Mar 10	DREXEL	*c	3	2	2	4	0	0	2	1	0	0	0	0	0	0	7	1	0	0	.292
Mar 11	KENT STATE	*1b	2	0	0	0	0	0	0	0	0	0	0	0	0	0	1	5	1	0	.269
Mar 19	at Georgia	1b/dh	2	2	2	3	0	0	2	0	0	0	0	0	0	0	4	0	1	0	.321
Mar 20	at Georgia	*dh	2	0	0	0	0	0	0	1	0	0	0	0	0	0	1	0	0	0	.300
Mar 24	ARKANSAS	ph	1	0	0	0	0	0	0	0	0	0	0	0	0	0	1	0	0	0	.290
Mar 25	ARKANSAS-1	1b	2	0	1	0	0	0	0	0	0	0	0	0	0	0	4	0	0	0	.303
Mar 29	at Northern Kentucky	*dh/c	3	0	1	0	1	0	0	0	0	0	0	0	0	0	1	0	0	0	.306
Mar 31	at Ole Miss	ph/dh	2	0	0	0	0	0	0	0	0	0	0	0	0	0	2	0	0	0	.289
Apr 01	at Ole Miss	*dh	1	0	0	0	0	0	0	0	0	0	0	0	0	0	1	0	0	0	.282
Apr 07	TENNESSEE	c/of	1	0	1	0	1	0	0	0	0	0	0	0	0	0	1	0	0	0	.300
Apr 08	TENNESSEE	*1b	2	0	0	0	0	0	0	0	0	0	1	0	0	0	8	1	0	0	.286
Apr 09	TENNESSEE	*1b/dh	2	0	0	0	0	0	0	1	0	0	1	0	0	0	1	6	0	0	.273
Apr 12	at Louisville	*dh	2	0	0	0	0	0	0	0	0	0	1	0	0	0	0	0	0	0	.261
Apr 14	FLORIDA	*1b/dh	3	0	0	0	0	0	0	0	0	0	0	0	0	0	1	6	1	0	.245
Apr 15	FLORIDA	*dh	3	1	2	0	1	0	0	0	0	0	0	0	0	0	0	0	0	0	.269
Apr 16	FLORIDA	*1b/dh	2	0	0	0	0	0	0	0	0	0	0	0	0	0	2	7	0	0	.259
Apr 19	at Indiana	*dh	4	0	3	2	1	0	0	0	0	0	0	0	0	0	0	0	0	0	.293
Apr 21	at Mizzou	ph/dh	2	0	1	0	0	0	0	1	0	0	0	0	0	0	0	0	0	0	.300
Apr 22	at Mizzou	*dh/1b	3	0	0	0	0	0	0	0	0	0	0	0	0	0	2	9	1	0	.286
Apr 23	at Mizzou	1b	2	1	1	2	0	0	1	0	0	0	0	0	0	0	9	1	0	0	.292
Apr 25	at Eastern Kentucky	*1b	2	0	0	0	0	0	0	1	0	0	0	0	0	0	12	0	0	0	.284
Apr 26	at UT Martin	*dh	3	1	1	1	0	0	1	1	0	0	0	0	0	0	1	0	0	0	.286
Totals		28gs	70	10	20	18	4	0	8	8	0	0	5	3	0	0	19	141	7	1	.286

On base pct. .398 • Slugging pct. .686

2017 Kentucky Softball
Individual Game-by-Game for Kentucky (as of Apr 26, 2017)

#22 Kierston Moore - 13 games (All games)

Date	Opponent	Pos	AB	R	H	RBI	2B	3B	HR	BB	SB	CS	HBP	SAC	SF	GDP	K	PO	A	E	Avg
Feb 11	vs Pitt	ph/dh	1	0	0	0	0	0	0	0	0	0	0	0	0	0	0	0	0	0	.000
Feb 11	at UCF	ph/dh	2	1	2	3	0	0	1	0	0	0	0	0	0	0	0	0	0	0	.667
Feb 17	vs UC - Davis	ph	0	0	0	0	0	0	0	1	0	0	0	0	0	0	0	0	0	0	.667
Feb 24	vs Florida A&M	1b/dh	1	0	0	0	0	0	0	0	0	0	1	0	0	0	0	0	0	0	.500
Feb 25	at Florida Atlantic	ph	1	0	1	2	0	0	0	0	0	0	0	0	0	0	0	0	0	0	.600
Feb 26	vs Memphis	ph	1	0	0	0	0	0	0	0	0	0	0	0	0	0	0	0	0	0	.500
Mar 10	EVANSVILLE	ph	2	0	0	0	0	0	0	0	0	0	0	0	0	0	1	0	0	0	.375
Mar 10	DREXEL	ph	1	0	0	0	0	0	0	0	0	0	0	0	0	0	1	0	0	0	.333
Mar 12	MICHIGAN	ph	1	0	0	0	0	0	0	0	0	0	0	0	0	0	0	0	0	0	.300
Mar 19	at Georgia	ph	1	0	0	0	0	0	0	0	0	0	0	0	0	0	1	0	0	0	.273
Mar 25	ARKANSAS-1	1b/dh	1	0	0	0	0	0	0	0	0	0	0	0	0	0	1	0	0	0	.250
Apr 07	TENNESSEE	ph	1	0	0	0	0	0	0	0	0	0	0	0	0	0	0	0	0	0	.231
Apr 25	at Eastern Kentucky	ph	1	0	0	0	0	0	0	0	0	0	0	0	0	0	0	0	0	0	.214
Totals		Ogs	14	1	3	5	0	0	1	1	0	0	1	0	0	0	4	0	0	0	.214

On base pct. .312 • Slugging pct. .429

#5 Meagan Prince - 21 games (All games)

Date	Opponent	Pos	AB	R	H	RBI	2B	3B	HR	BB	SB	CS	HBP	SAC	SF	GDP	K	PO	A	E	Avg
Feb 10	vs Pittsburgh	*p	0	0	0	0	0	0	0	0	0	0	0	0	0	0	0	1	0	0	.000
Feb 11	at UCF	*p	0	0	0	0	0	0	0	0	0	0	0	0	0	0	0	0	1	0	.000
Feb 15	at UCLA-2	*p	0	0	0	0	0	0	0	0	0	0	0	0	0	0	0	3	0	0	.000
Feb 17	vs Oregon	p	0	0	0	0	0	0	0	0	0	0	0	0	0	0	0	1	0	0	.000
Feb 24	vs Connecticut	p	0	0	0	0	0	0	0	0	0	0	0	0	0	0	0	1	0	0	.000
Feb 25	vs Memphis	p	0	0	0	0	0	0	0	0	0	0	0	0	0	0	0	1	0	0	.000
Feb 25	at Florida Atlantic	p	0	0	0	0	0	0	0	0	0	0	0	0	0	0	0	1	0	0	.000
Mar 03	vs Northern Illinois	*p	0	0	0	0	0	0	0	0	0	0	0	0	0	0	0	4	0	0	.000
Mar 04	vs UIC	p	0	0	0	0	0	0	0	0	0	0	0	0	0	0	0	4	0	0	.000
Mar 12	MICHIGAN	*p	0	0	0	0	0	0	0	0	0	0	0	0	0	0	0	5	0	0	.000
Mar 18	at Georgia	*p	0	0	0	0	0	0	0	0	0	0	0	0	0	0	0	1	3	1	.000
Mar 24	ARKANSAS	*p	0	0	0	0	0	0	0	0	0	0	0	0	0	0	0	1	0	0	.000
Mar 25	ARKANSAS-1	p	0	0	0	0	0	0	0	0	0	0	0	0	0	0	0	1	0	0	.000
Mar 31	at Ole Miss	*p	0	0	0	0	0	0	0	0	0	0	0	0	0	0	0	1	0	0	.000
Apr 01	at Ole Miss	*p	0	0	0	0	0	0	0	0	0	0	0	0	0	0	0	1	0	0	.000
Apr 07	TENNESSEE	*p	0	0	0	0	0	0	0	0	0	0	0	0	0	0	0	1	0	0	.000
Apr 08	TENNESSEE	*p	0	0	0	0	0	0	0	0	0	0	0	0	0	0	0	2	0	0	.000
Apr 12	at Louisville	*p	0	0	0	0	0	0	0	0	0	0	0	0	0	0	0	2	0	0	.000
Apr 15	FLORIDA	*p	0	0	0	0	0	0	0	0	0	0	0	0	0	0	0	1	3	0	.000
Apr 16	FLORIDA	p	0	0	0	0	0	0	0	0	0	0	0	0	0	0	0	2	0	0	.000
Apr 19	at Indiana	*p	0	0	0	0	0	0	0	0	0	0	0	0	0	0	0	1	0	0	.000
Totals		14gs	0	0	0	0	0	0	0	0	0	0	0	0	0	0	0	4	38	1	.000

On base pct. .000 • Slugging pct. .000

2017 Kentucky Softball
Individual Game-by-Game for Kentucky (as of Apr 26, 2017)

#5 Meagan Prince - 30 appearances (All games)

Date	Opponent	GS	IP	H	R	ER	BB	SO	2B	3B	HR	WP	BK	HBP	IBB	Score	W-L	Sv	ERA	NP
Feb 10	vs Pittsburgh	*	5.0	6	3	3	3	10	1	0	0	1	0	1	0	1-3	0-1	0	4.20	106
Feb 11	at UCF	*	7.0	4	3	3	3	7	0	0	1	1	0	3	0	6-3	1-1	0	3.50	109
Feb 12	vs Florida A&M		0.1	0	0	0	0	0	0	0	0	1	0	0	0	3-0	1-1	1	3.41	6
Feb 15	at UCLA-2	*	11.0	8	1	0	3	6	1	0	0	1	0	1	0	2-1	2-1	1	1.80	137
Feb 17	vs Oregon		3.2	7	4	2	0	3	0	0	1	2	0	3	0	4-5	2-2	1	2.07	55
Feb 24	vs Connecticut		2.2	1	0	0	0	3	0	0	0	0	0	1	0	4-2	2-2	2	1.89	38
Feb 25	vs Memphis		3.1	4	0	0	0	1	0	0	0	0	0	0	0	9-1	3-2	2	1.70	46
Feb 25	at Florida Atlantic		2.2	0	0	0	0	5	0	0	0	0	0	0	0	6-2	3-2	3	1.57	29
Mar 03	vs Northern Illinois	*	7.0	2	0	0	1	9	0	0	0	0	0	0	0	2-0	4-2	3	1.31	95
Mar 04	vs UIC		5.1	1	0	0	0	7	0	0	0	0	0	1	0	6-2	5-2	3	1.17	77
Mar 10	EVANSVILLE		2.1	1	1	0	1	6	0	0	0	1	0	0	0	4-1	6-2	3	1.11	40
Mar 11	KENT STATE		2.0	0	0	0	0	6	0	0	0	0	0	0	0	2-0	6-2	3	1.07	24
Mar 12	MICHIGAN	*	7.0	6	1	1	3	6	1	0	1	0	0	0	0	5-1	7-2	3	1.06	117
Mar 18	at Georgia	*	7.0	4	1	1	4	9	1	0	0	0	0	0	0	2-1	8-2	3	1.06	110
Mar 20	at Georgia	*	6.0	7	3	1	5	5	1	0	0	0	0	1	0	1-3	8-3	3	1.06	123
Mar 24	ARKANSAS	*	7.0	4	1	1	5	6	0	0	1	1	0	0	0	2-1	9-3	3	1.06	114
Mar 25	ARKANSAS-1		2.2	1	0	0	1	4	0	0	0	1	0	0	0	7-5	9-3	3	1.02	54
Mar 25	ARKANSAS-2		1.0	2	0	0	0	1	0	0	0	0	0	0	0	2-0	9-3	4	1.01	8
Mar 29	at Northern Kentucky		1.1	1	0	0	0	1	0	0	0	0	0	0	0	2-1	10-3	4	1.00	13
Mar 31	at Ole Miss	*	3.0	3	3	3	2	2	0	1	1	0	0	0	0	1-7	10-4	4	1.20	49
Apr 01	at Ole Miss	*	7.0	7	0	0	2	9	0	0	0	0	0	0	0	1-0	11-4	4	1.11	130
Apr 02	at Ole Miss		1.1	4	3	3	0	0	0	0	0	0	0	0	0	0-4	11-4	4	1.32	31
Apr 07	TENNESSEE	*	3.0	5	5	1	0	4	1	0	0	0	0	1	0	0-9	11-5	4	1.35	52
Apr 08	TENNESSEE	*	7.0	8	5	4	5	3	2	0	0	0	0	1	0	2-5	11-6	4	1.52	124
Apr 12	at Louisville	*	6.0	4	1	1	0	6	1	0	0	1	0	1	0	10-1	12-6	4	1.50	98
Apr 15	FLORIDA	*	7.0	2	1	1	3	8	0	0	0	0	0	2	0	5-1	13-6	4	1.47	123
Apr 16	FLORIDA		2.1	2	0	0	0	1	0	0	0	0	0	1	0	0-2	13-6	4	1.45	34
Apr 19	at Indiana	*	5.0	4	1	1	3	1	0	0	0	0	0	0	0	6-2	14-6	4	1.44	81
Apr 21	at Mizzou	*	7.0	6	2	2	3	5	1	0	1	0	0	0	0	4-2	15-6	4	1.47	119
Apr 26	at UT Martin	*	7.0	6	2	2	4	14	2	0	0	0	0	0	0	8-2	16-6	4	1.50	127
Totals		17	140.0	110	41	30	51	148	12	1	6	10	0	17	0	107-67	16-6	4	1.50	-

2017 Kentucky Softball
Individual Game-by-Game for Kentucky (as of Apr 26, 2017)

#1 Sarah Rainwater - 44 games (All games)

Date	Opponent	Pos	AB	R	H	RBI	2B	3B	HR	BB	SB	CS	HBP	SAC	SF	GDP	K	PO	A	E	Avg
Feb 10	vs Florida A&M	*of	2	0	0	0	0	0	0	0	0	0	0	1	0	0	0	0	0	0	.000
Feb 10	vs Pittsburgh	*of	3	0	1	0	0	0	0	0	0	0	0	0	0	0	0	1	0	0	.200
Feb 11	vs Pitt	*of	2	0	0	0	0	0	0	1	0	0	0	0	0	0	0	2	0	1	.143
Feb 11	at UCF	*of/pr	2	1	0	0	0	0	0	0	1	0	0	0	0	0	0	2	0	0	.111
Feb 12	vs Florida A&M	*of	2	0	0	0	0	0	0	0	0	0	0	0	0	0	0	0	0	0	.091
Feb 15	at UCLA-1	*of	1	0	0	0	0	0	0	0	0	0	0	0	0	0	1	1	0	0	.083
Feb 15	at UCLA-2	*of	1	0	0	0	0	0	0	0	0	0	0	0	0	0	0	0	0	0	.077
Feb 17	vs UC - Davis	*of/pr	0	0	0	0	0	0	0	0	0	0	0	0	0	0	0	0	0	0	.077
Feb 17	vs Oregon	*of	1	0	0	0	0	0	0	1	0	0	0	0	1	0	1	0	0	0	.071
Feb 24	vs Connecticut	of	0	0	0	0	0	0	0	0	0	0	0	1	0	0	0	1	0	0	.071
Feb 24	vs Florida A&M	of	0	0	0	0	0	0	0	0	0	0	0	0	0	0	0	0	0	0	.071
Feb 25	vs Memphis	*of	2	3	2	2	1	0	0	1	0	0	0	0	0	0	0	0	0	0	.188
Feb 25	at Florida Atlantic	*dh/of	2	0	0	0	0	0	0	0	0	0	0	0	0	0	0	1	0	0	.167
Feb 26	vs Memphis	ph/pr	0	1	0	0	0	0	0	1	0	0	0	0	0	0	0	0	0	0	.167
Mar 03	vs Northern Illinois	*of	2	1	1	1	0	0	0	0	0	0	0	0	0	0	1	0	0	0	.200
Mar 03	at Southern Illinois	*of	3	1	1	0	0	0	0	0	0	0	0	1	0	0	0	0	0	0	.217
Mar 04	vs UIC	*of	2	0	0	0	0	0	0	0	0	0	0	0	0	0	2	0	0	0	.200
Mar 09	DAYTON	*of	1	1	1	0	0	0	0	1	1	0	0	0	0	0	0	0	0	0	.231
Mar 10	EVANSVILLE	*of	2	1	2	1	0	0	0	0	0	0	1	0	0	0	0	2	0	0	.286
Mar 10	DREXEL	*of	4	0	2	0	0	0	0	0	1	0	0	0	0	0	1	1	0	0	.312
Mar 11	KENT STATE	of	0	0	0	0	0	0	0	0	0	0	0	0	0	0	0	0	0	0	.312
Mar 18	at Georgia	*of	2	0	0	0	0	0	0	1	0	0	0	0	0	0	1	0	0	0	.294
Mar 19	at Georgia	*of	1	0	0	0	0	0	0	0	0	0	0	0	0	0	1	0	0	0	.286
Mar 20	at Georgia	*of	2	0	0	0	0	0	0	0	0	0	0	0	0	0	1	1	0	0	.270
Mar 24	ARKANSAS	*of	2	0	0	0	0	0	0	0	0	0	0	0	0	0	2	1	0	0	.256
Mar 25	ARKANSAS-1	*of	2	1	1	0	0	0	0	1	1	0	0	0	0	0	1	1	0	0	.268
Mar 25	ARKANSAS-2	*of	2	0	0	1	0	0	0	0	0	0	0	1	0	0	0	1	0	0	.256
Mar 29	at Northern Kentucky	*of	2	0	1	1	1	0	0	0	0	0	0	1	0	0	0	2	0	0	.267
Mar 31	at Ole Miss	*of	3	0	1	0	0	0	0	0	0	0	0	0	0	0	0	0	0	0	.271
Apr 01	at Ole Miss	*of	2	0	1	0	0	0	0	0	0	0	0	1	0	0	0	1	0	0	.280
Apr 02	at Ole Miss	*of	3	0	0	0	0	0	0	0	0	0	0	0	0	0	0	0	1	0	.264
Apr 07	TENNESSEE	*of	1	0	0	0	0	0	0	0	0	0	0	0	0	0	0	0	0	0	.259
Apr 08	TENNESSEE	*of	1	0	0	0	0	0	0	0	0	0	0	0	0	0	0	0	0	0	.255
Apr 09	TENNESSEE	*of	2	0	0	0	0	0	0	0	0	0	0	0	0	0	2	2	0	0	.246
Apr 12	at Louisville	*of	3	0	0	0	0	0	0	0	0	0	0	0	0	0	0	1	0	0	.233
Apr 14	FLORIDA	*of	1	0	0	0	0	0	0	1	0	0	0	0	0	0	1	0	0	0	.230
Apr 15	FLORIDA	*of	1	0	0	0	0	0	0	0	0	0	0	2	0	0	1	0	0	0	.226
Apr 16	FLORIDA	*of	1	0	0	0	0	0	0	1	0	0	0	0	0	0	1	0	0	0	.222
Apr 19	at Indiana	*of	2	0	1	0	0	0	0	1	0	0	0	1	0	0	0	3	0	0	.231
Apr 21	at Mizzou	*of	2	1	0	0	0	0	0	1	0	0	0	0	0	0	1	1	0	0	.224
Apr 22	at Mizzou	*of	3	0	0	0	0	0	0	0	0	0	0	0	0	0	1	3	0	0	.214
Apr 23	at Mizzou	*of	3	0	0	0	0	0	0	1	0	0	0	0	0	0	0	1	0	0	.205
Apr 25	at Eastern Kentucky	*of	1	0	0	0	0	0	0	0	0	0	0	1	0	0	1	0	0	0	.203
Apr 26	at UT Martin	*of	4	0	1	0	0	0	0	0	0	0	0	0	0	0	1	1	0	0	.205
Totals		39gs	78	11	16	4	2	0	0	12	4	0	1	10	1	0	22	28	2	1	.205

On base pct. .315 • Slugging pct. .231

2017 Kentucky Softball
Individual Game-by-Game for Kentucky (as of Apr 26, 2017)

#9 Breanne Ray - 45 games (All games)

Date	Opponent	Pos	AB	R	H	RBI	2B	3B	HR	BB	SB	CS	HBP	SAC	SF	GDP	K	PO	A	E	Avg
Feb 10	vs Florida A&M	*of	2	0	1	0	0	0	0	1	0	0	0	0	0	0	0	0	0	0	.500
Feb 10	vs Pittsburgh	*dh/of	3	0	0	0	0	0	0	0	0	0	0	0	0	0	0	0	0	0	.200
Feb 11	vs Pitt	*of	3	0	1	0	0	0	0	1	0	0	0	0	0	0	0	1	0	0	.250
Feb 11	at UCF	*of	3	1	2	0	0	0	0	1	0	0	0	0	0	0	0	1	0	0	.364
Feb 12	vs Florida A&M	*of	3	0	0	0	0	0	0	0	0	0	0	0	0	0	1	1	0	0	.286
Feb 15	at UCLA-1	*of	3	0	0	0	0	0	0	0	0	0	0	0	0	0	1	0	0	1	.235
Feb 15	at UCLA-2	*of/of	5	0	1	0	1	0	0	0	0	0	0	0	0	0	0	0	0	0	.227
Feb 17	vs UC - Davis	*of/of	3	1	3	1	0	1	0	0	0	0	0	0	0	0	0	1	0	0	.320
Feb 17	vs Oregon	*of	3	0	1	1	0	0	0	0	0	0	0	0	0	1	0	0	0	0	.321
Feb 24	vs Connecticut	*of	3	0	0	0	0	0	0	0	0	0	0	0	0	0	0	0	0	0	.290
Feb 24	vs Florida A&M	*of	3	0	0	0	0	0	0	0	0	0	0	0	0	0	1	0	0	0	.265
Feb 25	vs Memphis	*of	3	0	1	0	0	0	0	0	0	0	0	0	0	0	0	1	0	0	.270
Feb 25	at Florida Atlantic	*of	2	0	0	1	0	0	0	0	0	0	0	0	1	0	0	0	0	0	.256
Feb 26	vs Memphis	*1b/dh	2	0	1	0	0	0	0	0	0	0	0	0	0	0	0	0	0	0	.268
Mar 03	vs Northern Illinois	*of	3	0	1	0	0	0	0	0	0	0	0	0	0	0	0	0	0	0	.273
Mar 03	at Southern Illinois	*of/dh	4	0	3	2	0	0	0	0	0	0	0	0	0	0	0	0	0	0	.312
Mar 04	vs UIC	*of	3	0	0	0	0	0	0	0	0	0	0	0	0	0	0	1	0	0	.294
Mar 09	DAYTON	*of	1	0	0	0	0	0	0	0	0	0	0	0	0	0	1	0	0	0	.288
Mar 10	EVANSVILLE	*of	3	0	1	0	0	0	0	0	0	0	0	0	0	0	1	0	0	0	.291
Mar 10	DREXEL	*of	2	2	1	1	0	0	1	2	0	0	0	0	0	0	0	1	0	0	.298
Mar 11	KENT STATE	*of	3	0	0	0	0	0	0	0	0	0	0	0	0	0	0	1	0	0	.283
Mar 12	MICHIGAN	*of	3	1	1	3	0	0	1	0	0	0	0	0	0	0	1	0	0	0	.286
Mar 18	at Georgia	*of	3	0	0	0	0	0	0	0	0	0	0	0	0	0	1	0	0	0	.273
Mar 19	at Georgia	*of	4	0	2	0	0	0	0	0	0	0	0	0	0	0	1	1	0	0	.286
Mar 20	at Georgia	*of/dh	3	0	0	0	0	0	0	0	0	0	0	0	0	0	0	2	0	0	.274
Mar 24	ARKANSAS	*of	2	0	0	0	0	0	0	0	0	0	0	0	0	0	1	1	0	0	.267
Mar 25	ARKANSAS-1	*of	3	0	1	0	0	0	0	0	0	0	0	0	0	0	0	1	0	0	.269
Mar 25	ARKANSAS-2	*of	3	0	1	0	0	0	0	0	0	0	0	0	0	0	0	0	0	0	.272
Mar 29	at Northern Kentucky	*of	2	0	0	0	0	0	0	1	0	0	0	0	0	0	0	0	0	0	.265
Mar 31	at Ole Miss	*dh/of	1	0	0	0	0	0	0	1	0	0	0	0	0	0	0	0	0	0	.262
Apr 01	at Ole Miss	*of	3	0	1	1	0	0	0	0	0	0	0	0	0	0	0	0	0	0	.264
Apr 02	at Ole Miss	*of	3	0	1	0	0	0	0	0	0	0	0	0	0	0	0	2	0	0	.267
Apr 07	TENNESSEE	*dh/of	1	0	1	0	0	0	0	0	0	0	0	0	0	0	0	0	0	0	.275
Apr 08	TENNESSEE	*dh	3	0	0	0	0	0	0	0	0	0	0	0	0	0	1	0	0	0	.266
Apr 09	TENNESSEE	*dh/of	4	0	3	4	1	0	0	0	0	0	0	0	0	0	1	0	0	0	.286
Apr 12	at Louisville	*of	4	1	2	3	2	0	0	0	1	0	0	0	0	0	0	0	0	0	.294
Apr 14	FLORIDA	*of	2	0	0	0	0	0	0	0	0	0	0	0	0	0	2	2	0	0	.288
Apr 15	FLORIDA	*of	3	0	1	0	0	0	0	0	0	0	0	0	0	0	1	1	0	0	.290
Apr 16	FLORIDA	*of	2	0	0	0	0	0	0	0	0	0	0	0	0	0	2	0	0	0	.284
Apr 19	at Indiana	*of	4	1	2	3	0	0	0	0	1	0	0	0	0	0	0	2	0	0	.292
Apr 21	at Mizzou	*of	4	0	1	0	0	0	0	0	0	0	0	0	0	0	0	0	0	0	.291
Apr 22	at Mizzou	*of	3	0	0	1	0	0	0	0	0	0	0	0	1	0	0	0	0	0	.283
Apr 23	at Mizzou	*of/dh	4	1	1	0	0	0	0	0	0	0	1	0	0	1	0	0	1	0	.282
Apr 25	at Eastern Kentucky	*of	2	0	0	0	0	0	0	0	0	0	0	0	0	0	2	0	0	0	.278
Apr 26	at UT Martin	*of	3	0	2	0	0	0	0	1	0	1	0	0	0	0	0	0	0	0	.287
Totals		45gs	129	8	37	21	4	1	2	8	1	2	1	0	2	2	18	20	1	1	.287

On base pct. .329 • Slugging pct. .380

2017 Kentucky Softball
Individual Game-by-Game for Kentucky (as of Apr 26, 2017)

#23 Katie Reed - 45 games (All games)

Date	Opponent	Pos	AB	R	H	RBI	2B	3B	HR	BB	SB	CS	HBP	SAC	SF	GDP	K	PO	A	E	Avg
Feb 10	vs Florida A&M	*SS	4	1	2	1	0	0	0	0	0	0	0	0	0	0	0	4	3	0	.500
Feb 10	vs Pittsburgh	*SS	4	0	2	0	0	0	0	0	1	0	0	0	0	0	0	0	2	0	.500
Feb 11	vs Pitt	*SS	4	1	2	0	1	0	0	0	1	0	0	0	0	0	0	3	0	0	.500
Feb 11	at UCF	*SS	4	0	1	0	0	0	0	0	0	0	0	0	0	0	0	0	4	1	.438
Feb 12	vs Florida A&M	*SS	3	0	0	0	0	0	0	0	0	0	0	0	0	0	0	4	2	0	.368
Feb 15	at UCLA-1	*SS	3	1	2	0	0	0	0	0	0	0	0	0	0	0	1	2	4	0	.409
Feb 15	at UCLA-2	*SS	5	0	1	0	0	0	0	0	1	0	0	0	0	0	1	2	5	0	.370
Feb 17	vs UC - Davis	*SS	4	0	0	0	0	0	0	0	0	0	0	0	0	0	0	2	1	0	.323
Feb 17	vs Oregon	*SS	4	1	2	0	0	0	0	0	0	0	0	0	0	0	0	3	5	0	.343
Feb 24	vs Connecticut	*SS	3	0	0	0	0	0	0	0	0	0	0	0	0	0	0	1	4	0	.316
Feb 24	vs Florida A&M	*SS	4	0	2	0	1	0	0	0	0	0	0	0	0	0	0	0	2	0	.333
Feb 25	vs Memphis	*SS	4	1	3	4	1	0	0	0	2	0	0	0	0	0	0	0	2	0	.370
Feb 25	at Florida Atlantic	*SS	4	0	2	0	0	0	0	0	2	0	0	0	0	0	0	2	0	0	.380
Feb 26	vs Memphis	*SS	3	1	1	0	1	0	0	0	0	0	0	0	0	0	1	0	1	0	.377
Mar 03	vs Northern Illinois	*SS	3	0	2	0	0	0	0	0	1	1	0	0	0	0	0	2	1	0	.393
Mar 03	at Southern Illinois	*SS	5	0	1	1	0	0	0	0	0	0	0	0	0	0	0	1	3	0	.377
Mar 04	vs UIC	*SS	3	1	2	1	0	0	0	0	0	0	0	0	0	0	0	0	1	0	.391
Mar 09	DAYTON	*SS	3	0	0	0	0	0	0	0	0	0	0	0	0	0	0	1	2	0	.373
Mar 10	EVANSVILLE	*SS	4	1	1	0	0	0	0	0	0	0	0	0	0	0	1	0	2	0	.366
Mar 10	DREXEL	*SS	5	0	1	0	0	0	0	0	0	0	0	0	0	0	1	0	1	0	.355
Mar 11	KENT STATE	*SS	3	0	1	1	1	0	0	0	0	0	0	0	0	0	0	2	1	0	.354
Mar 12	MICHIGAN	*SS	2	1	1	0	0	0	0	0	1	0	0	1	0	0	1	2	1	0	.358
Mar 18	at Georgia	*SS	2	0	1	0	0	0	0	0	0	0	0	2	0	0	1	0	3	0	.361
Mar 19	at Georgia	*SS	4	1	2	1	0	0	1	0	0	0	0	0	0	0	0	3	5	0	.368
Mar 20	at Georgia	*SS	3	0	1	0	0	0	0	0	0	0	0	0	0	0	1	1	2	1	.367
Mar 24	ARKANSAS	*SS	2	1	1	1	0	0	1	0	0	0	0	1	0	0	0	4	0	0	.370
Mar 25	ARKANSAS-1	*SS	4	0	0	0	0	0	0	0	0	0	0	0	0	0	1	1	0	1	.354
Mar 25	ARKANSAS-2	*SS	3	1	1	0	0	0	0	0	1	0	0	0	0	0	0	1	1	0	.354
Mar 29	at Northern Kentucky	*SS	3	0	0	1	0	0	0	0	0	0	0	0	1	0	0	2	2	0	.343
Mar 31	at Ole Miss	*SS	3	1	1	0	0	0	0	0	1	0	0	0	0	0	0	2	4	0	.343
Apr 01	at Ole Miss	*SS	4	0	1	0	0	0	0	0	0	1	0	0	0	0	0	0	3	0	.339
Apr 02	at Ole Miss	*SS	2	0	0	0	0	0	0	0	0	0	0	1	0	0	0	0	2	0	.333
Apr 07	TENNESSEE	*SS	2	0	0	0	0	0	0	0	0	0	0	0	0	0	1	0	2	0	.327
Apr 08	TENNESSEE	*SS	2	0	1	0	0	0	0	1	1	0	0	0	0	0	0	3	2	0	.330
Apr 09	TENNESSEE	*SS	4	0	3	0	2	0	0	0	0	0	0	0	0	0	0	1	1	0	.345
Apr 12	at Louisville	*SS	4	2	2	0	0	0	0	0	1	0	0	0	0	0	1	0	0	0	.350
Apr 14	FLORIDA	*SS	3	0	0	0	0	0	0	0	0	0	0	0	0	0	1	1	4	1	.341
Apr 15	FLORIDA	*SS	4	2	3	2	0	0	0	0	0	0	0	0	0	0	0	1	1	0	.354
Apr 16	FLORIDA	*SS	3	0	0	0	0	0	0	0	0	0	0	0	0	0	1	1	3	0	.346
Apr 19	at Indiana	*SS	3	0	0	1	0	0	0	1	0	0	0	0	0	0	0	0	4	0	.338
Apr 21	at Mizzou	*SS	4	0	3	2	2	0	0	0	0	0	0	0	0	0	0	1	2	1	.350
Apr 22	at Mizzou	*SS	4	1	2	1	0	0	0	0	0	0	0	0	0	0	0	1	5	0	.354
Apr 23	at Mizzou	*SS	5	0	1	0	0	0	0	0	0	0	0	0	0	0	0	2	3	0	.349
Apr 25	at Eastern Kentucky	*SS	4	0	1	1	0	0	0	0	0	0	0	0	0	0	1	1	4	0	.346
Apr 26	at UT Martin	*SS	4	1	1	0	0	0	0	0	0	0	0	0	0	0	0	0	1	0	.344
Totals		45gs	157	19	54	18	9	0	2	2	13	2	0	5	1	0	14	57	101	5	.344

On base pct. .350 • Slugging pct. .439

2017 Kentucky Softball
Individual Game-by-Game for Kentucky (as of Apr 26, 2017)

#8 Erin Rethlake - 44 games (All games)

Date	Opponent	Pos	AB	R	H	RBI	2B	3B	HR	BB	SB	CS	HBP	SAC	SF	GDP	K	PO	A	E	Avg
Feb 10	vs Florida A&M	*1b/ph	3	1	1	0	0	0	0	0	1	0	0	0	0	0	1	1	0	1	.333
Feb 10	vs Pittsburgh	1b	1	0	0	0	0	0	0	0	0	0	0	0	0	0	1	1	0	0	.250
Feb 11	vs Pitt	*p/1b	3	0	2	0	0	0	0	0	2	0	0	0	0	0	0	1	0	0	.429
Feb 11	at UCF	pr/1b	0	0	0	0	0	0	0	0	0	0	0	1	0	0	0	5	0	0	.429
Feb 15	at UCLA-1	p	1	0	0	0	0	0	0	0	0	0	0	0	0	0	1	1	1	0	.375
Feb 15	at UCLA-2	*1b	4	0	0	0	0	0	0	0	0	0	0	0	0	0	0	16	1	0	.250
Feb 17	vs UC - Davis	*p/1b	3	0	2	1	0	0	0	0	1	0	0	0	0	0	0	2	1	0	.333
Feb 17	vs Oregon	*1b	3	1	0	1	0	0	0	0	0	0	0	0	0	0	0	7	0	0	.278
Feb 24	vs Connecticut	*1b	3	0	2	2	0	0	0	0	0	0	0	0	0	0	0	9	0	0	.333
Feb 24	vs Florida A&M	*1b/p	2	1	1	0	0	0	0	2	1	0	0	0	0	0	0	5	0	0	.348
Feb 25	vs Memphis	*1b	3	0	1	0	0	0	0	0	2	0	0	0	0	0	0	9	0	0	.346
Feb 25	at Florida Atlantic	*1b	3	1	2	0	0	0	0	1	2	0	0	0	0	0	1	6	0	0	.379
Feb 26	vs Memphis	*p	3	1	1	2	0	0	0	0	0	0	0	0	0	0	1	0	4	0	.375
Mar 03	vs Northern Illinois	*1b	3	0	0	0	0	0	0	0	0	0	0	0	0	0	1	8	1	0	.343
Mar 03	at Southern Illinois	*dh/of	5	1	2	2	0	0	0	0	1	0	0	0	0	0	0	1	1	0	.350
Mar 04	vs UIC	*1b	3	1	1	0	0	0	0	0	0	0	0	0	0	0	1	11	0	0	.349
Mar 09	DAYTON	*p	3	0	1	0	0	0	0	0	1	0	0	0	0	0	1	0	1	0	.348
Mar 10	EVANSVILLE	*1b	2	0	0	0	0	0	0	1	1	0	0	0	0	0	0	10	0	0	.333
Mar 10	DREXEL	*1b	4	1	4	0	0	0	0	0	3	0	0	0	0	0	0	6	0	0	.385
Mar 11	KENT STATE	*p/1b	3	0	0	0	0	0	0	0	0	0	0	0	0	0	0	1	0	0	.364
Mar 12	MICHIGAN	*1b	3	1	1	0	0	0	0	0	0	0	0	0	0	0	1	11	0	0	.362
Mar 18	at Georgia	*1b	4	2	2	0	0	0	0	0	1	0	0	0	0	0	1	8	0	0	.371
Mar 19	at Georgia	*1b/p	4	0	0	0	0	0	0	0	0	0	0	0	0	0	0	5	1	0	.348
Mar 20	at Georgia	*1b	3	0	0	0	0	0	0	0	0	0	0	0	0	0	0	5	0	0	.333
Mar 24	ARKANSAS	*1b	3	0	1	1	0	0	0	0	0	0	0	0	0	0	0	7	0	0	.333
Mar 25	ARKANSAS-1	*1b/dh	4	2	2	0	0	0	0	0	0	0	0	0	0	0	1	1	0	0	.342
Mar 25	ARKANSAS-2	*1b	2	0	1	0	0	0	0	1	0	0	0	0	0	0	0	6	0	0	.346
Mar 29	at Northern Kentucky	*1b/p	3	0	0	0	0	0	0	0	0	0	0	0	0	0	1	5	2	0	.333
Mar 31	at Ole Miss	*1b/of	3	0	2	0	0	0	0	0	0	1	0	0	0	0	0	4	0	1	.345
Apr 01	at Ole Miss	*1b	2	1	0	0	0	0	0	1	0	0	0	0	0	0	0	6	0	0	.337
Apr 02	at Ole Miss	*1b	3	0	1	0	0	0	0	0	0	0	0	0	0	0	2	5	0	0	.337
Apr 07	TENNESSEE	*1b/of	2	0	0	0	0	0	0	0	0	0	0	0	0	0	1	4	0	1	.330
Apr 08	TENNESSEE	*of	3	0	0	0	0	0	0	0	0	0	0	0	0	0	0	1	0	0	.319
Apr 09	TENNESSEE	*of/p	3	0	0	0	0	0	0	0	0	0	0	0	0	0	2	1	0	0	.309
Apr 12	at Louisville	*1b	3	0	1	2	0	0	0	0	0	0	0	0	0	0	1	9	0	0	.310
Apr 14	FLORIDA	*p/1b	1	0	0	0	0	0	0	0	0	0	0	1	0	0	1	1	1	2	.307
Apr 15	FLORIDA	*1b	3	1	1	0	0	0	0	0	1	0	0	0	0	0	1	7	0	0	.308
Apr 16	FLORIDA	*p/1b	2	0	0	0	0	0	0	0	0	0	0	0	0	0	2	6	1	0	.302
Apr 19	at Indiana	*1b	3	0	0	0	0	0	0	0	0	0	0	0	0	0	0	7	0	0	.294
Apr 21	at Mizzou	*1b	2	0	0	0	0	0	0	0	0	0	0	1	0	0	0	11	0	0	.288
Apr 22	at Mizzou	*1b/p	3	1	2	0	2	0	0	0	0	0	0	0	0	0	1	1	2	0	.298
Apr 23	at Mizzou	*1b/p	4	2	2	0	1	0	0	0	0	0	0	0	0	0	0	1	0	2	.305
Apr 25	at Eastern Kentucky	*p	2	2	1	0	0	0	0	1	0	0	0	0	0	0	0	1	3	0	.308
Apr 26	at UT Martin	*1b	3	1	2	1	0	0	0	0	0	0	0	0	0	0	0	4	1	1	.317
Totals			41gs	123	21	39	12	3	0	7	17	1	0	3	0	0	23	216	22	8	.317

On base pct. .354 • Slugging pct. .341

#8 Erin Rethlake - 17 appearances (All games)

Date	Opponent	GS	IP	H	R	ER	BB	SO	2B	3B	HR	WP	BK	HBP	IBB	Score	W-L	Sv	ERA	NP
Feb 11	vs Pitt	*	3.1	5	2	1	2	1	1	0	1	0	0	0	0	3-6	0-0	0	2.10	51
Feb 15	at UCLA-1		4.0	3	1	1	0	2	0	0	0	0	0	0	0	2-6	0-0	0	1.91	46
Feb 17	vs UC - Davis	*	4.0	3	0	0	1	2	1	0	0	0	0	2	0	4-1	1-0	0	1.24	65
Feb 24	vs Florida A&M		4.0	1	0	0	1	7	0	0	0	0	0	1	0	2-0	2-0	0	0.91	72
Feb 26	vs Memphis	*	5.0	2	0	0	1	3	0	0	0	1	0	0	0	12-0	3-0	0	0.69	-
Mar 03	at Southern Illinois		4.0	3	1	1	1	3	1	0	0	0	0	0	0	7-1	3-0	0	0.86	57
Mar 09	DAYTON	*	7.0	1	0	0	0	9	0	0	0	0	0	1	0	1-0	4-0	0	0.67	96
Mar 11	KENT STATE	*	5.0	1	0	0	3	5	0	0	0	0	0	2	0	2-0	5-0	0	0.58	81
Mar 19	at Georgia		2.2	2	2	2	1	0	0	0	1	0	0	0	0	5-7	5-0	0	0.90	38
Mar 25	ARKANSAS-1		3.0	4	2	2	2	2	0	0	1	0	0	0	0	7-5	6-0	0	1.17	54
Mar 29	at Northern Kentucky		2.1	2	0	0	0	3	0	0	0	0	0	0	0	2-1	6-0	0	1.11	34
Apr 09	TENNESSEE		4.0	4	4	4	4	4	1	0	0	0	0	0	0	4-9	6-0	0	1.59	89
Apr 14	FLORIDA	*	6.0	3	2	1	5	3	0	0	0	2	0	2	0	0-4	6-1	0	1.55	117
Apr 16	FLORIDA	*	4.2	3	2	2	3	4	1	0	0	0	0	1	0	0-2	6-2	0	1.66	82
Apr 22	at Mizzou		7.0	3	0	0	5	4	0	0	0	1	0	1	0	4-0	7-2	0	1.48	120
Apr 23	at Mizzou		4.0	3	1	1	2	2	0	0	0	0	0	0	0	10-8	8-2	0	1.50	55
Apr 25	at Eastern Kentucky	*	7.0	3	0	0	1	5	0	0	0	1	0	1	0	5-0	9-2	0	1.36	103
Totals		8	77.0	46	17	15	32	59	5	0	3	5	0	11	0	70-50	9-2	0	1.36	-

2017 Kentucky Softball
Individual Game-by-Game for Kentucky (as of Apr 26, 2017)

#28 Ashley Ruiz - 5 games (All games)

Date	Opponent	Pos	AB	R	H	RBI	2B	3B	HR	BB	SB	CS	HBP	SAC	SF	GDP	K	PO	A	E	Avg
Feb 12	vs Florida A&M	ph	1	0	0	0	0	0	0	0	0	0	0	0	0	0	0	0	0	0	.000
Feb 15	at UCLA-1	ph	1	0	0	0	0	0	0	0	0	0	0	0	0	0	0	0	0	0	.000
Feb 15	at UCLA-2	ph	1	0	0	0	0	0	0	0	0	0	0	0	0	0	0	0	0	0	.000
Feb 17	vs UC - Davis	ph/dh	1	0	0	0	0	0	0	0	0	0	0	0	0	0	0	0	0	0	.000
Feb 26	vs Memphis	ph	1	0	0	0	0	0	0	0	0	0	0	0	0	0	0	0	0	0	.000
Totals		Ogs	5	0	0	0	0	0	0	0	0	0	0	0	0	0	0	0	0	0	.000

On base pct. .000 • Slugging pct. .000

#6 Jenny Schaper - 44 games (All games)

Date	Opponent	Pos	AB	R	H	RBI	2B	3B	HR	BB	SB	CS	HBP	SAC	SF	GDP	K	PO	A	E	Avg
Feb 10	vs Florida A&M	*c	4	0	0	0	0	0	0	0	0	0	0	0	0	0	0	12	1	0	.000
Feb 10	vs Pittsburgh	*3b/1b	2	1	1	1	0	0	1	1	0	0	0	0	0	0	0	12	1	0	.167
Feb 11	vs Pitt	*c	4	1	1	1	0	0	1	0	0	0	0	0	0	0	0	1	3	1	.200
Feb 11	at UCF	*1b/c	4	0	1	0	0	0	0	0	0	0	0	0	0	0	0	1	8	2	.214
Feb 12	vs Florida A&M	*1b	2	0	1	0	0	0	0	0	0	0	1	0	0	0	0	9	0	0	.250
Feb 15	at UCLA-1	*c	3	0	0	0	0	0	0	0	0	0	0	0	0	0	0	1	3	1	.211
Feb 15	at UCLA-2	*c	5	1	1	1	0	0	1	0	0	0	0	0	0	0	0	2	7	2	.208
Feb 17	vs UC - Davis	*c	1	1	1	0	0	0	0	2	0	0	0	0	0	0	0	5	0	0	.240
Feb 17	vs Oregon	*c/3b	3	1	2	0	1	0	0	0	0	0	0	0	0	0	0	1	7	3	.286
Feb 24	vs Connecticut	*c	3	0	1	0	0	0	0	0	0	0	0	0	0	0	0	6	0	0	.290
Feb 24	vs Florida A&M	*c/dh	3	0	0	0	0	0	0	0	0	0	1	0	0	0	0	8	0	0	.265
Feb 25	vs Memphis	*c	2	0	0	0	0	0	0	1	1	0	0	0	0	0	0	3	1	0	.250
Feb 25	at Florida Atlantic	*c	4	0	1	0	0	0	0	0	0	0	0	0	0	0	0	2	12	2	.250
Feb 26	vs Memphis	*c	3	1	2	1	0	0	0	0	0	0	0	0	0	0	0	3	0	0	.279
Mar 03	vs Northern Illinois	*c	3	0	0	0	0	0	0	0	0	0	0	0	0	0	0	1	9	0	.261
Mar 03	at Southern Illinois	*c	3	0	2	0	1	0	0	1	0	0	0	0	0	0	0	1	9	0	.286
Mar 04	vs UIC	*c	3	2	2	1	0	1	1	0	0	0	0	0	0	0	0	6	0	0	.308
Mar 09	DAYTON	*c	2	0	0	0	0	0	0	1	0	0	0	0	0	0	0	9	0	0	.296
Mar 10	EVANSVILLE	*c	3	0	0	0	0	0	0	0	0	0	0	0	0	0	0	9	0	0	.281
Mar 11	KENT STATE	*c	2	0	0	0	0	0	0	0	0	0	0	0	0	0	0	11	2	0	.271
Mar 12	MICHIGAN	*c	2	0	0	0	0	0	0	0	0	0	1	0	0	0	0	1	7	1	.262
Mar 18	at Georgia	*c	2	0	0	0	0	0	0	0	0	0	1	0	0	0	0	10	0	0	.254
Mar 19	at Georgia	*c	4	0	1	0	0	0	0	0	0	0	0	0	0	0	0	1	1	2	.254
Mar 20	at Georgia	*c	2	0	0	0	0	0	0	0	0	0	0	0	0	0	0	1	6	1	.246
Mar 24	ARKANSAS	*c	3	0	0	0	0	0	0	0	0	0	0	0	0	0	0	6	2	0	.236
Mar 25	ARKANSAS-1	*c	3	0	1	0	0	0	0	0	0	0	0	0	0	0	0	8	0	0	.240
Mar 25	ARKANSAS-2	*c	3	0	0	0	0	0	0	0	0	0	0	0	0	0	0	6	0	0	.231
Mar 29	at Northern Kentucky	*c	2	1	1	0	0	0	0	0	0	0	0	0	0	0	0	4	0	0	.237
Mar 31	at Ole Miss	*c	3	0	0	0	0	0	0	0	0	0	0	0	0	0	0	7	0	0	.229
Apr 01	at Ole Miss	*c	2	0	1	0	1	0	0	1	0	0	0	0	0	0	0	9	1	0	.235
Apr 02	at Ole Miss	*c	3	0	1	0	0	0	0	0	0	0	0	0	0	0	0	6	1	0	.239
Apr 07	TENNESSEE	*c	2	0	0	0	0	0	0	0	0	0	0	0	0	0	0	4	1	0	.233
Apr 08	TENNESSEE	*c	4	0	1	0	0	0	0	0	0	0	0	0	0	0	0	1	3	0	.234
Apr 09	TENNESSEE	*c	2	1	0	0	0	0	0	2	0	0	0	0	0	0	0	7	1	0	.229
Apr 12	at Louisville	*c	1	1	1	0	1	0	0	3	0	0	0	0	0	0	0	6	0	0	.237
Apr 14	FLORIDA	*c	3	0	1	0	0	0	0	0	0	0	0	0	0	0	0	2	6	2	.240
Apr 15	FLORIDA	*c	2	0	1	1	0	0	0	1	0	0	0	0	0	0	0	1	8	0	.245
Apr 16	FLORIDA	*c	3	0	0	0	0	0	0	0	0	0	0	0	0	0	0	3	5	0	.238
Apr 19	at Indiana	*c	4	0	0	0	0	0	0	0	0	0	0	0	0	0	0	4	0	0	.229
Apr 21	at Mizzou	*c	3	0	1	0	0	0	0	0	0	0	1	0	0	0	0	5	0	0	.232
Apr 22	at Mizzou	*c	4	0	0	0	0	0	0	0	0	0	0	0	0	0	0	5	0	0	.224
Apr 23	at Mizzou	*c	4	0	2	1	1	0	0	0	0	0	1	0	0	0	0	6	0	1	.233
Apr 25	at Eastern Kentucky	*c	4	1	1	3	0	0	1	0	0	0	0	0	0	0	0	5	1	0	.234
Apr 26	at UT Martin	*c	4	1	0	2	0	0	0	0	0	0	0	0	0	0	0	14	0	0	.227
Totals		42gs	128	13	29	12	5	1	5	13	1	0	6	0	0	0	20	299	29	1	.227

On base pct. .327 • Slugging pct. .398

2017 Kentucky Softball
Individual Game-by-Game for Kentucky (as of Apr 26, 2017)

#3 Shannon Smith - 8 games (All games)

Date	Opponent	Pos	AB	R	H	RBI	2B	3B	HR	BB	SB	CS	HBP	SAC	SF	GDP	K	PO	A	E	Avg
Feb 10	vs Florida A&M	*p	0	0	0	0	0	0	0	0	0	0	0	0	0	0	0	0	0	1	.000
Feb 17	vs Oregon	*p	0	0	0	0	0	0	0	0	0	0	0	0	0	0	0	0	1	0	.000
Feb 24	vs Connecticut	*p	0	0	0	0	0	0	0	0	0	0	0	0	0	0	0	0	2	0	.000
Mar 03	at Southern Illinois	*p/dh	0	0	0	0	0	0	0	0	0	0	0	0	0	0	0	0	1	0	.000
Mar 25	ARKANSAS-2	*p	0	0	0	0	0	0	0	0	0	0	0	0	0	0	0	0	3	0	.000
Apr 02	at Ole Miss	*p	0	0	0	0	0	0	0	0	0	0	0	0	0	0	0	0	1	0	.000
Apr 09	TENNESSEE	p	0	0	0	0	0	0	0	0	0	0	0	0	0	0	0	0	1	0	.000
Apr 16	FLORIDA	*dh	0	0	0	0	0	0	0	0	0	0	0	0	0	0	0	0	0	0	.000
Totals		7gs	0	0	0	0	0	0	0	0	0	0	0	0	0	0	0	0	9	1	.000

On base pct. .000 • Slugging pct. .000

#3 Shannon Smith - 14 appearances (All games)

Date	Opponent	GS	IP	H	R	ER	BB	SO	2B	3B	HR	WP	BK	HBP	IBB	Score	W-L	Sv	ERA	NP
Feb 10	vs Florida A&M	*	7.0	4	2	1	1	12	1	0	1	0	0	1	0	4-2	1-0	0	1.00	123
Feb 11	vs Pitt		0.2	1	4	4	3	1	0	0	0	1	0	0	0	3-6	1-1	0	4.57	29
Feb 17	vs Oregon	*	3.1	4	1	0	2	3	1	0	0	0	0	0	0	4-5	1-1	0	3.18	64
Feb 24	vs Connecticut	*	4.1	2	2	2	2	3	0	0	0	0	0	0	0	4-2	2-1	0	3.20	71
Feb 25	at Florida Atlantic	*	4.1	2	2	2	5	6	1	0	1	1	0	0	0	6-2	3-1	0	3.20	86
Mar 03	at Southern Illinois	*	3.0	0	0	0	5	5	0	0	0	1	0	0	0	7-1	4-1	0	2.78	70
Mar 10	DREXEL	*	7.0	2	1	0	2	7	0	0	0	0	1	0	0	9-1	5-1	0	2.12	114
Mar 19	at Georgia	*	1.0	4	4	4	1	0	0	0	1	0	0	0	0	5-7	5-2	0	2.97	25
Mar 25	ARKANSAS-2	*	6.0	2	0	0	3	5	1	0	0	0	0	0	0	2-0	6-2	0	2.48	103
Apr 02	at Ole Miss	*	4.2	5	1	1	2	5	0	0	0	0	0	1	0	0-4	6-3	0	2.37	89
Apr 07	TENNESSEE		0.1	3	4	2	2	1	0	0	0	1	0	0	0	0-9	6-3	0	2.69	33
Apr 09	TENNESSEE		2.1	1	0	0	3	2	0	0	0	0	0	2	0	4-9	6-3	0	2.55	60
Apr 19	at Indiana		2.0	3	1	1	1	3	1	0	0	0	0	0	0	6-2	6-3	0	2.59	45
Apr 23	at Mizzou	*	1.0	3	4	3	0	1	0	0	1	1	0	0	0	10-8	6-3	0	2.98	32
Totals		10	47.0	36	26	20	32	54	5	0	4	5	0	5	0	64-58	6-3	0	2.98	-

#30 Larissa Spellman - 12 games (All games)

Date	Opponent	Pos	AB	R	H	RBI	2B	3B	HR	BB	SB	CS	HBP	SAC	SF	GDP	K	PO	A	E	Avg
Feb 15	at UCLA-1	*p	0	0	0	0	0	0	0	0	0	0	0	0	0	0	0	0	1	0	.000
Feb 17	vs UC - Davis	p	0	0	0	0	0	0	0	0	0	0	0	0	0	0	0	0	1	1	.000
Feb 24	vs Florida A&M	*p	0	0	0	0	0	0	0	0	0	0	0	0	0	0	0	1	0	0	.000
Feb 25	vs Memphis	*p	0	0	0	0	0	0	0	0	0	0	0	0	0	0	0	0	2	0	.000
Mar 04	vs UIC	*p	0	0	0	0	0	0	0	0	0	0	0	0	0	0	0	1	0	0	.000
Mar 10	EVANSVILLE	*p	0	0	0	0	0	0	0	0	0	0	0	0	0	0	0	1	0	0	.000
Mar 19	at Georgia	p	0	0	0	0	0	0	0	0	0	0	0	0	0	0	0	1	1	0	.000
Mar 25	ARKANSAS-1	*p/dh	0	0	0	0	0	0	0	0	0	0	0	0	0	0	0	0	0	0	.000
Mar 29	at Northern Kentucky	*p	0	0	0	0	0	0	0	0	0	0	0	0	0	0	0	1	0	0	.000
Apr 14	FLORIDA	*dh/p	0	0	0	0	0	0	0	0	0	0	0	0	0	0	0	1	0	0	.000
Apr 22	at Mizzou	*p/dh	0	0	0	0	0	0	0	0	0	0	0	0	0	0	0	0	0	0	.000
Apr 23	at Mizzou	p/dh	0	0	0	0	0	0	0	0	0	0	0	0	0	0	0	0	0	0	.000
Totals		9gs	0	0	0	0	0	0	0	0	0	0	0	0	0	0	0	1	9	2	.000

On base pct. .000 • Slugging pct. .000

2017 Kentucky Softball
Individual Game-by-Game for Kentucky (as of Apr 26, 2017)

#30 Larissa Spellman - 19 appearances (All games)

Date	Opponent	GS	IP	H	R	ER	BB	SO	2B	3B	HR	WP	BK	HBP	IBB	Score	W-L	Sv	ERA	NP
Feb 10	vs Pittsburgh		2.0	1	0	0	1	2	0	0	0	0	0	1	0	1-3	0-0	0	0.00	34
Feb 11	vs Pitt		2.0	0	0	0	1	1	0	0	0	0	0	0	0	3-6	0-0	0	0.00	21
Feb 11	at UCF		0.0	0	0	0	2	0	0	0	0	0	0	0	0	6-3	0-0	0	0.00	9
Feb 12	vs Florida A&M	*	6.2	2	0	0	1	3	0	0	0	0	0	0	0	3-0	1-0	0	0.00	68
Feb 15	at UCLA-1	*	2.0	6	5	4	1	0	0	0	0	0	0	0	0	2-6	1-1	0	2.21	46
Feb 17	vs UC - Davis		3.0	3	1	1	1	3	1	0	0	0	0	0	0	4-1	1-1	0	2.23	50
Feb 24	vs Florida A&M	*	3.0	1	0	0	2	2	0	0	0	0	0	1	0	2-0	1-1	0	1.88	52
Feb 25	vs Memphis	*	1.2	3	1	1	2	0	0	0	0	0	0	0	0	9-1	1-1	0	2.07	28
Mar 04	vs UIC	*	1.2	0	2	2	2	2	0	0	0	1	0	0	0	6-2	1-1	0	2.55	30
Mar 10	EVANSVILLE	*	4.2	1	0	0	3	5	0	0	0	1	0	0	0	4-1	1-1	0	2.10	85
Mar 19	at Georgia		2.1	7	1	1	0	0	1	0	0	0	0	0	0	5-7	1-1	0	2.17	57
Mar 25	ARKANSAS-1	*	1.1	3	3	2	3	0	0	0	0	0	0	0	0	7-5	1-1	0	2.54	35
Mar 29	at Northern Kentucky	*	3.1	2	1	1	1	0	0	0	0	0	0	0	0	2-1	1-1	0	2.50	37
Mar 31	at Ole Miss		3.0	5	4	2	1	4	0	0	1	1	0	0	0	1-7	1-1	0	2.67	69
Apr 07	TENNESSEE		1.2	0	0	0	1	0	0	0	0	0	0	0	0	0-9	1-1	0	2.56	19
Apr 09	TENNESSEE	*	0.2	3	5	5	3	1	1	1	1	0	0	0	0	4-9	1-2	0	3.41	38
Apr 14	FLORIDA		1.0	0	2	0	3	2	0	0	0	1	0	0	0	0-4	1-2	0	3.33	30
Apr 22	at Mizzou	*	0.0	0	0	0	0	0	0	0	0	0	0	0	0	4-0	1-2	0	3.33	-
Apr 23	at Mizzou		2.0	4	3	2	3	2	1	0	0	1	0	0	0	10-8	1-2	0	3.50	46
Totals		10	42.0	41	28	21	31	27	4	1	2	5	0	2	0	73-73	1-2	0	3.50	-

2017 Kentucky Softball
Individual Game-by-Game for Kentucky (as of Apr 26, 2017)

#2 Bailey Vick - 45 games (All games)

Date	Opponent	Pos	AB	R	H	RBI	2B	3B	HR	BB	SB	CS	HBP	SAC	SF	GDP	K	PO	A	E	Avg
Feb 10	vs Florida A&M	*dh	3	0	3	0	2	0	0	0	1	0	0	0	0	0	0	0	0	0	1.000
Feb 10	vs Pittsburgh	*of/dh	4	0	0	0	0	0	0	0	0	0	0	0	0	0	1	0	0	0	.429
Feb 11	vs Pitt	*dh	3	0	0	0	0	0	0	0	0	0	0	0	0	0	1	0	0	0	.300
Feb 11	at UCF	*of	2	0	0	0	0	0	0	0	0	0	1	0	0	0	0	0	0	0	.250
Feb 12	vs Florida A&M	*of	3	1	2	0	0	0	0	0	1	0	0	0	0	0	1	1	0	0	.333
Feb 15	at UCLA-1	*dh	2	0	1	0	0	0	0	0	0	0	0	0	0	0	1	0	0	0	.353
Feb 15	at UCLA-2	*of/dh	4	0	1	0	0	0	0	0	0	0	0	0	0	0	1	0	0	0	.333
Feb 17	vs UC - Davis	*dh/of	2	0	1	0	1	0	0	0	0	0	0	0	0	0	0	0	0	0	.348
Feb 17	vs Oregon	*dh/pr	2	0	0	0	0	0	0	0	0	0	0	0	0	0	2	0	0	0	.320
Feb 24	vs Connecticut	*of/dh	3	0	1	2	0	0	0	0	0	0	0	0	0	0	0	2	0	0	.321
Feb 24	vs Florida A&M	*of	3	0	3	0	1	0	0	0	2	1	0	0	0	0	0	1	0	0	.387
Feb 25	vs Memphis	*dh	3	2	2	1	1	0	0	0	0	0	0	0	0	0	0	0	0	0	.412
Feb 25	at Florida Atlantic	*of/dh	3	0	1	0	0	0	0	0	0	1	0	0	0	0	0	0	0	0	.405
Feb 26	vs Memphis	*of/dh	1	0	0	0	0	0	0	0	0	0	0	0	0	0	1	1	0	0	.395
Mar 03	vs Northern Illinois	*dh	2	0	1	1	1	0	0	0	0	0	0	0	0	0	1	0	0	0	.400
Mar 03	at Southern Illinois	*of/dh	2	1	2	0	0	0	0	0	0	0	1	0	0	0	0	1	0	0	.429
Mar 04	vs UIC	*dh	2	0	0	0	0	0	0	0	0	0	0	0	0	0	0	0	0	0	.409
Mar 09	DAYTON	*dh	2	0	1	0	1	0	0	0	0	0	0	0	0	0	1	0	0	0	.413
Mar 10	EVANSVILLE	*dh	1	0	0	0	0	0	0	0	0	0	0	0	0	0	1	0	0	0	.404
Mar 10	DREXEL	*dh	3	0	0	0	0	0	0	0	1	0	0	0	0	0	1	0	0	0	.380
Mar 11	KENT STATE	*dh	2	0	1	0	1	0	0	0	0	0	0	0	0	0	0	0	0	0	.385
Mar 12	MICHIGAN	*of/dh	2	0	0	0	0	0	0	0	0	0	1	0	0	0	1	0	0	0	.370
Mar 18	at Georgia	*dh	3	0	0	0	0	0	0	0	0	0	0	0	0	0	2	0	0	0	.351
Mar 19	at Georgia	*dh/of	0	0	0	0	0	0	0	2	0	1	0	0	0	0	0	0	0	0	.351
Mar 20	at Georgia	*of	3	0	1	0	0	0	0	0	0	0	0	0	0	0	0	1	0	0	.350
Mar 24	ARKANSAS	*dh	1	1	0	0	0	0	0	1	0	0	0	0	0	0	0	0	0	0	.344
Mar 25	ARKANSAS-1	*of	2	1	1	0	0	0	0	1	0	0	0	0	0	0	0	1	0	0	.349
Mar 25	ARKANSAS-2	*of	3	0	1	0	0	0	0	0	0	0	0	0	0	0	0	3	0	0	.348
Mar 29	at Northern Kentucky	*c/dh	3	0	2	0	0	0	0	0	2	0	0	0	0	0	0	0	0	0	.362
Mar 31	at Ole Miss	*of/dh	3	0	0	0	0	0	0	0	0	0	0	0	0	0	2	0	0	0	.347
Apr 01	at Ole Miss	*of/dh	2	0	0	0	0	0	0	0	0	0	1	0	0	0	0	0	0	0	.338
Apr 02	at Ole Miss	*dh	2	0	2	0	1	0	0	0	0	0	0	0	0	0	0	0	0	0	.355
Apr 07	TENNESSEE	*of	1	0	0	0	0	0	0	0	0	0	0	0	0	0	0	2	0	0	.351
Apr 08	TENNESSEE	*of	4	0	2	0	0	0	0	0	0	0	0	0	0	0	1	1	0	0	.358
Apr 09	TENNESSEE	*of	3	2	1	0	0	0	0	1	0	0	0	0	0	0	1	1	0	0	.357
Apr 12	at Louisville	*of	2	1	1	1	0	0	0	1	1	0	0	1	0	0	0	0	0	0	.360
Apr 14	FLORIDA	*of	3	0	0	0	0	0	0	0	0	0	0	0	0	0	3	0	0	0	.348
Apr 15	FLORIDA	*of	3	0	0	0	0	0	0	0	1	0	0	1	0	0	0	1	0	0	.337
Apr 16	FLORIDA	*of	3	0	0	0	0	0	0	0	0	0	0	0	0	0	3	1	0	0	.326
Apr 19	at Indiana	*of/dh	4	0	0	0	0	0	0	0	0	0	0	0	0	0	0	2	0	0	.313
Apr 21	at Mizzou	*dh/of	2	1	1	0	0	0	0	1	0	1	0	0	0	0	0	0	0	0	.317
Apr 22	at Mizzou	*of	4	1	3	0	0	0	0	0	0	0	0	0	0	0	0	0	0	0	.333
Apr 23	at Mizzou	*dh/of	5	1	2	1	1	0	0	0	0	0	0	0	0	0	0	0	0	0	.336
Apr 25	at Eastern Kentucky	*of	3	0	2	0	1	0	0	0	0	0	0	1	0	0	1	1	0	0	.345
Apr 26	at UT Martin	*of	4	1	2	0	0	0	0	0	0	0	0	0	0	0	1	0	0	0	.350
Totals		45gs	117	13	41	6	9	0	0	7	7	5	4	4	0	0	27	20	0	0	.350

On base pct. .406 • Slugging pct. .427



UK Softball Career Stats Individual Career History



Brynlee Bigelow

Year	avg	gp-gs	ab	r	h	2b	3b	hr	rbi	tb	slg%	bb	hbp	so	gdp	ob%	sf	sh	sb-att	po	a	e	fld%
2017	.000	41-3	1	12	0	0	0	0	0	0	.000	0	0	1	0	.000	0	1	6-9	2	0	0	1.000
TOTAL	.000	41-3	1	12	0	0	0	0	0	0	.000	0	0	1	0	.000	0	1	6-9	2	0	0	1.000

Abbey Cheek

Year	avg	gp-gs	ab	r	h	2b	3b	hr	rbi	tb	slg%	bb	hbp	so	gdp	ob%	sf	sh	sb-att	po	a	e	fld%
2016	.326	60-60	172	42	56	9	2	10	52	99	.576	18	6	27	5	.402	3	1	4-7	86	58	5	.966
2017	.333	45-45	132	28	44	6	0	10	33	80	.606	14	3	20	1	.404	2	1	7-8	43	123	10	.943
TOTAL	.329	105-105	304	70	100	15	2	20	85	179	.589	32	9	47	6	.403	5	2	11-15	129	181	15	.954

Kelsee Henson

Year	avg	gp-gs	ab	r	h	2b	3b	hr	rbi	tb	slg%	bb	hbp	so	gdp	ob%	sf	sh	sb-att	po	a	e	fld%
2016	.357	14-2	14	2	5	1	0	1	6	9	.643	1	0	4	0	.400	0	1	0-0	0	0	0	.000
2017	.091	22-5	11	3	1	0	0	0	3	1	.091	0	0	4	0	.077	2	0	1-2	0	0	0	.000
TOTAL	.240	36-7	25	5	6	1	0	1	9	10	.400	1	0	8	0	.250	2	1	1-2	0	0	0	.000

Brooklin Hinz

Year	avg	gp-gs	ab	r	h	2b	3b	hr	rbi	tb	slg%	bb	hbp	so	gdp	ob%	sf	sh	sb-att	po	a	e	fld%
2015	.215	55-42	121	10	26	5	0	1	12	34	.281	8	5	34	2	.291	0	1	1-1	16	0	0	1.000
2016	.310	56-52	142	22	44	12	0	7	35	77	.542	11	6	17	0	.381	1	4	1-2	20	2	1	.957
2017	.192	41-27	73	14	14	4	0	2	5	24	.329	6	3	20	0	.277	1	1	9-10	16	3	2	.905
TOTAL	.250	152-121	336	46	84	21	0	10	52	135	.402	25	14	71	2	.326	2	6	11-13	52	5	3	.950

Hannah Huffman

Year	avg	gp-gs	ab	r	h	2b	3b	hr	rbi	tb	slg%	bb	hbp	so	gdp	ob%	sf	sh	sb-att	po	a	e	fld%
2016	.000	33-0	2	15	0	0	0	0	0	0	.000	0	1	0	0	.333	0	0	4-4	0	0	0	.000
2017	.000	18-0	0	8	0	0	0	0	0	0	.000	0	0	0	0	.000	0	0	2-2	0	0	0	.000
TOTAL	.000	51-0	2	23	0	0	0	0	0	0	.000	0	1	0	0	.333	0	0	6-6	0	0	0	.000

Kalia Johnson

Year	avg	gp-gs	ab	r	h	2b	3b	hr	rbi	tb	slg%	bb	hbp	so	gdp	ob%	sf	sh	sb-att	po	a	e	fld%
------	-----	-------	----	---	---	----	----	----	-----	----	------	----	-----	----	-----	-----	----	----	--------	----	---	---	------

Madison Kearschner

Year	avg	gp-gs	ab	r	h	2b	3b	hr	rbi	tb	slg%	bb	hbp	so	gdp	ob%	sf	sh	sb-att	po	a	e	fld%
2016	.000	1-0	0	0	0	0	0	0	0	0	.000	0	0	0	0	.000	0	0	0-0	0	0	0	.000
2017	.000	11-0	0	5	0	0	0	0	0	0	.000	0	0	0	0	.000	0	0	2-2	0	0	0	.000
TOTAL	.000	12-0	0	5	0	0	0	0	0	0	.000	0	0	0	0	.000	0	0	2-2	0	0	0	.000

Alex Martens

Year	avg	gp-gs	ab	r	h	2b	3b	hr	rbi	tb	slg%	bb	hbp	so	gdp	ob%	sf	sh	sb-att	po	a	e	fld%
2017	.281	45-45	135	12	38	8	0	3	19	55	.407	17	1	12	0	.366	0	1	0-0	71	73	12	.923
TOTAL	.281	45-45	135	12	38	8	0	3	19	55	.407	17	1	12	0	.366	0	1	0-0	71	73	12	.923



UK Softball Career Stats Individual Career History



Rachael Metzger

Year	avg	gp-gs	ab	r	h	2b	3b	hr	rbi	tb	slg%	bb	hbp	so	gdp	ob%	sf	sh	sb-att	po	a	e	fld%
2015	.206	44-19	68	3	14	2	0	2	6	22	.324	7	1	13	0	.289	0	2	0-0	82	13	1	.990
2016	.200	29-13	30	0	6	2	0	0	3	8	.267	3	3	5	0	.324	1	1	0-0	51	3	2	.964
2017	.286	38-28	70	10	20	4	0	8	18	48	.686	8	5	19	0	.398	0	3	0-0	141	7	1	.993
TOTAL	.238	111-60	168	13	40	8	0	10	27	78	.464	18	9	37	0	.342	1	6	0-0	274	23	4	.987

Kierston Moore

Year	avg	gp-gs	ab	r	h	2b	3b	hr	rbi	tb	slg%	bb	hbp	so	gdp	ob%	sf	sh	sb-att	po	a	e	fld%
2017	.214	13-0	14	1	3	0	0	1	5	6	.429	1	1	4	0	.313	0	0	0-0	0	0	0	.000
TOTAL	.214	13-0	14	1	3	0	0	1	5	6	.429	1	1	4	0	.313	0	0	0-0	0	0	0	.000

Meagan Prince

Year	avg	gp-gs	ab	r	h	2b	3b	hr	rbi	tb	slg%	bb	hbp	so	gdp	ob%	sf	sh	sb-att	po	a	e	fld%
2014	.000	3-3	0	0	0	0	0	0	0	0	.000	0	0	0	0	.000	0	0	0-0	1	17	2	.900
2015	.000	1-1	0	0	0	0	0	0	0	0	.000	0	0	0	0	.000	0	0	0-0	0	26	1	.963
2016	.000	1-1	0	0	0	0	0	0	0	0	.000	0	0	0	0	.000	0	0	0-0	3	36	6	.867
2017	.000	0-0	0	0	0	0	0	0	0	0	.000	0	0	0	0	.000	0	0	0-0	4	38	1	.977
TOTAL	.000	5-5	0	0	0	0	0	0	0	0	.000	0	0	0	0	.000	0	0	0-0	8	117	10	.926

Year	era	w-l	app	gs	cq	sho	sv	ip	h	r	er	bb	so	2b	3b	hr	bf	bavg	wp	hbp	bk	sfa	sha
2014	3.47	8-4	21	8	1	0/1	1	70.2	81	43	35	25	61	11	0	8	328	.283	4	9	2	0	8
2015	3.43	13-8	27	17	5	1/3	1	104.0	104	55	51	39	86	15	2	5	462	.257	3	11	1	2	6
2016	1.85	21-6	33	25	13	5/4	2	162.2	129	54	43	41	126	17	0	8	674	.214	4	11	1	1	17
2017	1.50	16-6	30	17	12	2/3	4	140.0	110	41	30	51	148	12	1	6	599	.212	10	17	0	1	10
TOTAL	2.33	58-24	111	67	31	8/11	8	477.1	424	193	159	156	421	55	3	27	2063	.234	21	48	4	4	41

Sarah Rainwater

Year	avg	gp-gs	ab	r	h	2b	3b	hr	rbi	tb	slg%	bb	hbp	so	gdp	ob%	sf	sh	sb-att	po	a	e	fld%
2016	.250	54-14	8	12	2	0	0	0	0	2	.250	2	0	2	0	.400	0	0	1-1	10	1	1	.917
2017	.205	44-39	78	11	16	2	0	0	4	18	.231	12	1	22	0	.315	1	10	4-4	28	2	1	.968
TOTAL	.209	98-53	86	23	18	2	0	0	4	20	.233	14	1	24	0	.324	1	10	5-5	38	3	2	.953

Breanne Ray

Year	avg	gp-gs	ab	r	h	2b	3b	hr	rbi	tb	slg%	bb	hbp	so	gdp	ob%	sf	sh	sb-att	po	a	e	fld%
2014	.091	25-1	22	1	2	0	0	1	3	5	.227	4	1	6	0	.250	1	0	0-0	0	0	0	.000
2015	.226	56-45	133	13	30	4	0	6	25	52	.391	8	5	29	0	.291	2	1	0-0	17	1	1	.947
2016	.193	45-34	88	4	17	5	0	2	14	28	.318	4	3	12	0	.247	2	1	0-0	9	1	2	.833
2017	.287	45-45	129	8	37	4	1	2	21	49	.380	8	1	18	2	.329	2	0	1-3	20	1	1	.955
TOTAL	.231	171-125	372	26	86	13	1	11	63	134	.360	24	10	65	2	.291	7	2	1-3	46	3	4	.925

Katie Reed

Year	avg	gp-gs	ab	r	h	2b	3b	hr	rbi	tb	slg%	bb	hbp	so	gdp	ob%	sf	sh	sb-att	po	a	e	fld%
2016	.312	60-60	170	34	53	8	3	3	22	76	.447	17	3	28	0	.378	3	7	12-15	94	88	6	.968
2017	.344	45-45	157	19	54	9	0	2	18	69	.439	2	0	14	0	.350	1	5	13-15	57	101	5	.969
TOTAL	.327	105-105	327	53	107	17	3	5	40	145	.443	19	3	42	0	.365	4	12	25-30	151	189	11	.969



UK Softball Career Stats Individual Career History



Erin Rethlake

Year	avg	gp-gs	ab	r	h	2b	3b	hr	rbi	tb	slg%	bb	hbp	so	gdp	ob%	sf	sh	sb-att	po	a	e	fld%
2015	.115	33-17	52	4	6	2	0	0	4	8	.154	4	1	21	0	.193	0	0	0-0	14	8	1	.957
2016	.123	49-18	57	8	7	0	0	0	2	7	.123	7	0	13	0	.219	0	3	3-3	18	8	0	1.000
2017	.317	44-41	123	21	39	3	0	0	12	42	.341	7	0	23	0	.354	0	3	17-18	216	22	8	.967
TOTAL	.224	126-76	232	33	52	5	0	0	18	57	.246	18	1	57	0	.283	0	6	20-21	248	38	9	.969

Year	era	w-l	app	gs	cq	sho	sv	ip	h	r	er	bb	so	2b	3b	hr	bf	bavg	wp	hbp	bk	sfa	sha
2015	2.85	4-1	22	4	1	0/2	1	51.2	48	24	21	26	41	13	1	5	231	.244	2	6	1	0	2
2016	4.81	1-2	6	3	1	1/1	0	16.0	13	13	11	8	22	3	0	2	77	.206	2	5	0	1	0
2017	1.36	9-2	17	8	3	3/3	0	77.0	46	17	15	32	59	5	0	3	317	.172	5	11	0	1	5
TOTAL	2.27	14-5	45	15	5	4/6	1	144.2	107	54	47	66	122	21	1	10	625	.203	9	22	1	2	7

Ashley Ruiz

Year	avg	gp-gs	ab	r	h	2b	3b	hr	rbi	tb	slg%	bb	hbp	so	gdp	ob%	sf	sh	sb-att	po	a	e	fld%
2017	.000	5-0	5	0	0	0	0	0	0	0	.000	0	0	0	0	.000	0	0	0-0	0	0	0	.000
TOTAL	.000	5-0	5	0	0	0	0	0	0	0	.000	0	0	0	0	.000	0	0	0-0	0	0	0	.000

Jenny Schaper

Year	avg	gp-gs	ab	r	h	2b	3b	hr	rbi	tb	slg%	bb	hbp	so	gdp	ob%	sf	sh	sb-att	po	a	e	fld%
2016	.281	57-47	121	11	34	7	0	4	21	53	.438	17	2	19	0	.376	1	3	0-0	399	21	3	.993
2017	.227	44-42	128	13	29	5	1	5	12	51	.398	13	6	20	0	.327	0	0	1-1	299	29	1	.997
TOTAL	.253	101-89	249	24	63	12	1	9	33	104	.418	30	8	39	0	.351	1	3	1-1	698	50	4	.995

Shannon Smith

Year	avg	gp-gs	ab	r	h	2b	3b	hr	rbi	tb	slg%	bb	hbp	so	gdp	ob%	sf	sh	sb-att	po	a	e	fld%
2014	.000	2-2	0	0	0	0	0	0	0	0	.000	0	0	0	0	.000	0	0	0-0	2	10	0	1.000
2015	.000	0-0	0	0	0	0	0	0	0	0	.000	0	0	0	0	.000	0	0	0-0	1	3	0	1.000
2016	.000	0-0	0	0	0	0	0	0	0	0	.000	0	0	0	0	.000	0	0	0-0	0	8	2	.800
2017	.000	2-2	0	0	0	0	0	0	0	0	.000	0	0	0	0	.000	0	0	0-0	0	9	1	.900
TOTAL	.000	4-4	0	0	0	0	0	0	0	0	.000	0	0	0	0	.000	0	0	0-0	3	30	3	.917

Year	era	w-l	app	gs	cq	sho	sv	ip	h	r	er	bb	so	2b	3b	hr	bf	bavg	wp	hbp	bk	sfa	sha
2014	2.93	2-3	13	7	1	1/1	1	40.2	31	18	17	37	45	8	0	4	190	.214	6	4	0	0	4
2015	3.23	1-1	10	7	0	0/2	0	26.0	26	15	12	19	35	4	0	3	126	.257	0	3	0	0	3
2016	1.83	3-0	14	9	3	1/0	0	42.0	22	21	11	34	72	5	0	5	187	.147	2	3	0	0	0
2017	2.98	6-3	14	10	2	0/1	0	47.0	36	26	20	32	54	5	0	4	211	.209	5	5	0	0	2
TOTAL	2.70	12-7	51	33	6	2/4	1	155.2	115	80	60	122	206	22	0	16	714	.202	13	15	0	0	9

Larissa Spellman

Year	avg	gp-gs	ab	r	h	2b	3b	hr	rbi	tb	slg%	bb	hbp	so	gdp	ob%	sf	sh	sb-att	po	a	e	fld%
2017	.000	4-3	0	0	0	0	0	0	0	0	.000	0	0	0	0	.000	0	0	0-0	1	9	2	.833
TOTAL	.000	4-3	0	0	0	0	0	0	0	0	.000	0	0	0	0	.000	0	0	0-0	1	9	2	.833

Year	era	w-l	app	gs	cq	sho	sv	ip	h	r	er	bb	so	2b	3b	hr	bf	bavg	wp	hbp	bk	sfa	sha
2017	3.50	1-2	19	10	0	0/3	0	42.0	41	28	21	31	27	4	1	2	203	.246	5	2	0	0	3
TOTAL	3.50	1-2	19	10	0	0/3	0	42.0	41	28	21	31	27	4	1	2	203	.246	5	2	0	0	3

Bailey Vick

Year	avg	gp-gs	ab	r	h	2b	3b	hr	rbi	tb	slg%	bb	hbp	so	gdp	ob%	sf	sh	sb-att	po	a	e	fld%
2017	.350	45-45	117	13	41	9	0	0	6	50	.427	7	4	27	0	.406	0	4	7-12	20	0	0	1.000
TOTAL	.350	45-45	117	13	41	9	0	0	6	50	.427	7	4	27	0	.406	0	4	7-12	20	0	0	1.000