

HEAD COACH JOHN CALIPARI LEADING A PLAYERS FIRST PROGRAM

LEADERSHIP



WHETHER IT'S HELPING PLAYERS EARN A DEGREE, COMPETE FOR A NATIONAL TITLE OR BECOME A FIRST ROUND NBA DRAFT PICK, JOHN CALIPARI ALWAYS MAKES HIS PLAYERS A TOP PRIORITY.

In addition to leading the Wildcats to the 2012 National Championship and back-to-back Final Fours (2011, 2012), John Calipari has graduated **100% of the players (10 of 10)** who have been eligible to graduate by the end of their senior years. In addition, **Patrick Patterson and Jarrod Polson each completed their degrees in just three years.** Current senior Jon Hood has also received a bachelor's degree.

Since Calipari's arrival at Kentucky in 2009, **the Wildcats have had 17 players selected in the NBA draft** including 13 in the opening round. **Seven players have been taken in the top-10 with two selected No. 1 overall.**

TABLE OF CONTENTS

Media 1-14	Opponents/Schedule 82-90	Wildcats in the NBA 118-119
TV Chart 2	Alabama, Arkansas, Auburn 82	All-Time NBA Players 118
Quick Facts 3	Baylor, Belmont, Boise State, Cleveland State 83	Kentucky in the NBA Draft 119
Media Policies 4-6	Eastern Michigan, Florida, Georgia, Louisville 84	Tournament History 122-138
Athletics Directory 7	LSU, Michigan State, Mississippi State, Missouri 85	Kentucky in the NCAA 122-131
Wildcats on the Air 8-9	Montevallo, North Carolina, Northern Kentucky, Ole Miss 86	Kentucky in the SEC 132-135
Media Outlets 10-12	Providence, Robert Morris, South Carolina, Tennessee 87	National Rankings 136-138
City of Lexington 13	Texas A&M, Texas-Arlington, Transylvania, UNC Asheville 88	Venues 140-154
The University of Kentucky 14	Vanderbilt 89	Rupp Arena 140-146
Players 16-40	2014 Tournament Schedule 90	Alumni Gym 147
Roster 16	National Champions 92-100	Memorial Coliseum 148
Miscellaneous Roster Notes 17	National Champions 92-99	Freedom Hall/Louisville 149-150
Player Bios 18-40	Helms National Titles 100	Biggest Games 151-153
Staff 42-56	Champion Coaches 102-104	Biggest Shots 154
John Calipari 42-46	National Champion Coaches ... 102-103	Statistics 155-208
Orlando Antigua 47	Retired Jerseys 104	Year-by-Year Team Stats 155-156
Kenny Payne 48	All-Time Lettermen 106-110	Scoring 157-159
John Robic 49	Letterwinners 106-108	Field Goals 160-161
Support Staff 50-54	All-Americans 109-110	Free Throws 162-163
AD Mitch Barnhart 55	Hall of Fame 110	3-Point Field Goals 164-165
President Eli Capilouto 56	Awards and Honors 112-116	Rebounding 166
2012-13 Review 58-66	Awards and Honors 112-114	Steals 167
2012-13 Stats 58-61	Academic Honors 115	Blocks 168
2012-13 Results 62-64	Athletics Hall of Fame 116	Assists 169
2012-13 Additional Stats 65		Micellaneous 170
2012-13 Departed Letterwinners 66		Streaks 171
Game Recaps 68-80		Overtime/UK in Each State 172
2012-13 Game Recaps 68-79		1,000-Point Scorers 173-181
Award Winners 80		Year-by-Year Results 182-183
		All-Time Results 184-194
		Series Records vs. Opponents 195
		Kentucky vs. D1 Conferences 196
		Scores vs. All Opponents 197-206
		Timeline 207-208

TV CHART



00

Marcus Lee

6-9 · 215 · Fr. · F
Antioch, Calif.
(Deer Valley)



1

James Young

6-6 · 215 · Fr. · G/F
Rochester Hills, Mich.
(Rochester)



2

Aaron Harrison

6-6 · 218 · Fr. · G
Richmond, Texas
(Travis)



3

Jarrod Polson

6-2 · 182 · Sr. · G
Nicholasville, Ky.
(West Jessamine)



4

Jon Hood

6-7 · 215 · Sr. · G
Madisonville, Ky.
(North Hopkins)



5

Andrew Harrison

6-6 · 215 · Fr. · G
Richmond, Texas
(Travis)



13

Sam Malone

5-11 · 185 · Jr. · G
Scituate, Mass.
(Scituate)



15

Willie Cauley-Stein


7-0 · 244 · So. · F
Olathe, Kan.
(Northwest)



21

Tod Lanter

6-2 · 190 · Jr. · G
Lexington, Ky.
(Gulf Coast State CC)



22

Alex Poythress


6-8 · 239 · So. · F
Clarksville, Tenn.
(Northeast)



24

EJ Floreal


6-3 · 195 · Fr. · G
Lexington, Ky.
(Dunbar)



25

Dominique Hawkins

6-0 · 193 · Fr. · G
Richmond, Ky.
(Madison Central)



30

Julius Randle

6-9 · 250 · Fr. · F
Dallas, Texas
(Prestonwood Christian)



32

Brian Long

5-9 · 155 · Jr. · G
Dumont, N.J.
(River Dell)



35

Derek Willis

6-9 · 205 · Fr. · F
Mt. Washington, Ky.
(Bullitt East)



44

Dakari Johnson

7-0 · 265 · Fr. · C
Brooklyn, N.Y.
(Montverde Academy)



John Calipari

Head Coach
Fifth Year at UK
(Clarion, '82)



Orlando Antigua

Assistant Coach
Fifth Year at UK
(Pittsburgh, '95)



Kenny Payne

Assistant Coach
Fourth Year at UK
(Louisville, '03)



John Robic

Assistant Coach
Fifth Year at UK
(Denison, '86)

QUICK FACTS

Institute Personnel

President: Dr. Eli Capilouto (Alabama, '71)
Faculty Representative: Joseph L. Fink III
 (Philadelphia College of Pharmacy & Science, '70)
Athletics Director: Mitch Barnhart (Ottawa, '81)
Deputy Athletics Director:
 DeWayne Peevy (Montevallo, '96)
Athletics Phone Number: 859.257.8000

Media Information

Basketball Contact:
 John Hayden (Alabama, '98)
Hayden's Email: john.hayden@uky.edu
Hayden's Phone: 859.559.9399
Asst. Basketball Contact:
 Deb Moore (St. Bonaventure, '06)
Moore's Email: deb.moore@uky.edu
Moore's Phone: 859.559.5781
Office Phone: 859.257.3838
Office Fax: 859.323.4310
Office Address:
 UK Media Relations,
 Joe Craft Center, 338 Lexington Ave
 Lexington, KY 40506-0019
Rupp Arena Press Row Phone: 859.252.3602
Internet Site: UKathletics.com
Twitter: @KentuckyMBB
Coach's Site: CoachCal.com
Coach's Twitter: @UKCoachCalipari
Best Time To Contact Coach Calipari:
 Coordinate through SID

Basketball Staff

John Calipari (Clarion, '82)
Overall College Coaching Record:

Total	526-164 (21 years)	.762
On-Court Total	568-166 (21 years)	.774
UMass	193-71 (8 years)	.731
Memphis	252-69 (9 years)	.785
Kentucky	123-26 (4 years)	.826

NCAA Appearances (Record):

Total	12 (29-11)
On-Court Total	14 (38-13)

Coaching Staff:
 Orlando Antigua (Pittsburgh, '95)
 Kenny Payne (Louisville, '03)
 John Robic (Denison, '86)
Special Assistant to the Head Coach:
 Rod Strickland (DePaul/Northeastern Illinois, '13)
Assoc. AD/Basketball Operations:
 Chris Woolard (UCLA, '97)
Asst. Director Basketball Operations:
 Preston Spradlin (Alice Lloyd, '09)
Administrative Assistant to the Head Coach:
 Lunetha Pryor
Administrative Assistants:
 Linda Carmack, Allie Schick
Trainer:
 Chris Simmons (Memphis, '02)
Coordinator of Men's Basketball Performance
 Ray Oliver (Kansas, '86)
Strength and Conditioning Coach:
 Mike Malone (Mount Union College, '01)
Team Physicians:
 Dr. Scott Mair, Dr. James Jagger

UK IMG Sports Network

Network Coordinator:
 Mike Dodson (859.226.4390)
 546 East Main Street, Lexington, KY 40502

Radio Network

Play-by-play Announcer:
 Tom Leach (859.224.1147)
 228 South Ashland, Lexington, KY 40502
Analyst:
 Mike Pratt (812.989.2802)
 714 W Main St, Louisville, KY 40202

UK Videotape Footage

UK Athletics Video:
 Tim Asher (859.257.4830)

2012-13 Review

Record: 21-12 (12-6 SEC, 2nd overall)

SEC Postseason Record: 0-1
 Lost to Vanderbilt, 64-48
 (Quarterfinals, Nashville, Tenn.)

NIT Postseason Record: 0-1
 Lost to Robert Morris, 59-57
 (First Round, Moon Township, Pa.)

Starters Returning/Lost: 2[^]/4[^]
Letterwinners Returning/Lost: 7/6
Top Returning Scorer:
 Alex Poythress - 11.2 ppg
Top Returning Rebounder:
 Willie Cauley-Stein - 6.2 rpg
Top Returning FG% (min. 100 FGA):
 Willie Cauley-Stein - 62.1%
Top Returning FT% (min. 25 FTA):
 Jarrod Polson .719
Pct. of Offense Returning: 31%
 ^-shared time starting

The 2013-14 Kentucky Basketball Fact Book © 2013
 was published by the University of Kentucky Athletics Department,
 Mitch Barnhart, Director.

Credits

Written, Compiled & Edited by: Deb Moore and John Hayden
Assistant Editors: Jamie Holloway, DeWayne Peevy, Eric Lindsey, Guy
 Ramsey, Will Kindred

Cover Layout: Craig Hornberger
Inside Design & Layout: Cailyn Huston
Director of Photography: Chet White
Photography Credits: UK Athletics, *Lexington Herald-Leader*,
 NBA Photo, Chet White, Britney McIntosh
With Appreciation To:
 Brooks Downing, Russell Rice, *The Cats' Pause*, Allan Black,
 Rena Vicini, Kelley Bozeman
Printing: Welch Printing

MEDIA POLICIES

SEC Credential Policy

By accepting or using a media credential ("Credential") for access to any game or athletic contest sponsored or hosted by the Southeastern Conference (the "SEC") or by any one or more of its member institutions (herein an "Event" or the "Events") each person and entity issued such a Credential (herein referred to, along with the employer of each such person, collectively as a "Bearer") agrees to the following terms and conditions:

General

Each Bearer must be and hereby represents that he or she is acting on a specific assignment for an accredited media agency and has a legitimate working function in connection with the Event attended. The Credential is not transferable and may be revoked at any time.

The rights and privileges granted to Bearer may be terminated if any term or condition for use of the Credential is breached. The unauthorized use of the Credential subjects the Bearer to ejection from the Event.

While within the Event venue, Bearer shall, at all times, adhere to the policies in place for the Event, abide by and respect access limitations, and accept and follow directions provided by the SEC or the SEC member institution(s) hosting the Event. Bearer assumes all risks incidental to the performance by the Bearer of Bearer's services in connection with the Event and assumes all risks incidental to each Event, whether occurring before, during or after the actual playing of the Event, and agrees that the SEC, its member institutions, and their respective agents, employees, directors, officers, student-athletes, coaches, and contractors shall not be liable for bodily injury, property damage or theft

losses suffered or incurred by Bearer at the Event. Bearer understands that sports contests are physical, and that in the normal course of play it is possible for balls, players, or other objects to leave the court, track, course, or field of play and impact spectators. Bearer hereby waives and releases any and all Claims (as defined below) against the SEC and its member institutions arising directly or indirectly from any such injury, including those attributable to their negligence or that of their agents.

In the event that the name or likeness of Bearer is included in any broadcast, telecast, photograph, film, video or other media taken in connection with any Event, Bearer grants the SEC (or, if the media is controlled by a SEC member, grants such SEC member) the nonexclusive, transferable, perpetual right and license to use (and to sub-license the use of) such name and likeness in any media worldwide whether now known or thereafter devised. Bearer agrees to indemnify and save harmless the SEC, its member institutions, and their respective agents, employees, directors, officers, student-athletes, coaches, and contractors, of and from any and all claims, liabilities, demands and causes of action asserted by persons and entities other than the SEC and its member institutions (jointly "Claims") arising out of any act or omission, or anything done or purported to have been done, by Bearer, including but not limited to Claims arising from Bearer's breach of any term or condition hereof. With respect to any Claim that might give rise to liability of the Bearer as an indemnitor, the indemnified party shall: (a) have the right to fully participate in the litigation of such claim with counsel selected by the indemnified party at the sole expense of the Bearer, and

(b) not be obligated, without its consent, to participate in any settlement of such Claim.

SEC Real-Time Internet Policy

By acceptance and use of an SEC media credential, the holder agrees to the following conditions for any and all athletic events hosted by the SEC and its member institutions:

1. The SEC and its member institutions grant a media organization a limited license to use certain gathered information on the media organization's own Internet or online site beginning at the start of an athletic event and up to the conclusion of such event, all subject to the following limitations and conditions:

(a) No more than 10 still photographs may be used for news coverage of the game and other editorial purposes during the event.

(b) Video tape may only be shown as part of a single, non-archived, online "simulcast" of a television station's regularly-scheduled news program.

(c) While a game is in progress, the use of textual statistical information is time-delayed and limited in amount (e.g., updates pertaining to score, injuries and national, conference or institutional record-breaking performances, a condensed half-time story) so that an organization's Internet or online game coverage does not undercut the authorized and rights-paying fee organization's rights to play-by-play accounts of the game and/or exclusivity as to such rights.

2. Any proposed media use on an Internet or online sight of the game information

2013 - 2014 KENTUCKY MEN'S BASKETBALL

that is more detailed and/or more than described above will require separate written authorization by the SEC and/or its member institutions. However, such written authorization will not permit the use of game information in entertainment contexts and will not authorize game coverage that, due to immediacy or detail, constitutes or approaches a play-by-play account of a game.

3. Should any of these conditions be breached, the SEC and/or its member institutions will issue a written warning for the first violation. If this violation occurs during the last game of the institutions' regularly-scheduled season, the media organization may not be credentialed for the SEC Tournament. A second violation of this policy will result in revocation of credentials to cover future basketball games hosted by the SEC and/or its member institutions.

Credential Requests

Requests for single games credentials should be made as far in advance as possible and no later than five (5) days prior to game day online at www.sportssystems.com/Kentucky.

Jamie Holloway
Office Coordinator
859.257.3838
jamie.holloway@uky.edu

Interview Policies-General

All interviews with University of Kentucky basketball players or staff members must be arranged through the Media Relations office. Media should never contact a player or coach directly. The Wildcat Coal Lodge, team locker rooms, and other team quarters are private team areas.

Media members are not permitted in these

areas unless accompanied by appropriate University personnel.

Practice/Press Conferences

UK basketball practices will be open to a select number of media members each session. No cell phones are allowed in the practice facility.

Player interviews are conducted prior to practices the day before a game and will be available to all UK media on the Joe Craft Center practice court.

Coach John Calipari will meet with members of the media immediately following player interviews in the lower level lobby of the Joe Craft Center.

Media will be allowed to shoot video and still photography for five minutes at the start of practice with permission. After the five-minute mark all media must clear the practice floor and approved media members will be escorted to the viewing deck for the conclusion of practice.

All player interview and practice access requests are due by 10:00 am ET on the day of each practice session.

Gameday shoot-arounds are closed to the media.

Telephone Player Interviews

Request telephone interviews at least 24 hours in advance through the Media Relations office. Telephone requests will be scheduled when players' schedules allow.

Radio Call-In Shows/Internet Chats

As specified by the Southeastern Conference, no players will be allowed to participate in live radio shows or on live chat sessions on the Internet other than school owned broadcasts.

Postgame Interviews

Following each game, there is a 20-minute cooling-off period, during which time the players shower and dress. Approximately 10 minutes after the game ends, Coach Calipari conducts his postgame press conference while a player is taken to the UK IMG Sports Network. Following Coach Calipari's press conference and the cooling-off period, selected UK players are brought to the media interview room. UK's locker room will be open for post-game interviews on a game-by-game basis.

UKathletics.com

The official Web site for University of Kentucky Athletics is updated 24 hours before each game with the latest game notes and quotes from Coach John Calipari and selected players.

Following each game, the site will post a game box score with summary, postgame quotes and notes from all home games and updated season statistics.

Cat Scratches

The official blog of UK Athletics provides Wildcat fans with an all-access view into the world of UK Athletics. For 24 hours a day, seven days a week, the blog provides the latest news surrounding the UK program and offers Wildcat fans the opportunity to take a behind-the-scenes look at what goes on inside the UK Athletics program.

Cat Scratches features breaking news and announcements, in-depth features on players and coaches, live in-game updates of UK sports, e-mail questions from fans, practice reports from all the Wildcat teams and much, much more.



2013 - 2014 KENTUCKY MEN'S BASKETBALL

UK Interactive

Kentucky Athletics Interactive, which can be accessed at <http://kentucky-interactive.com>, was launched to inform the public, about the UK Athletics Department and its mission.

The primary goal of the Interactive website is to provide online visitors with a broad overview of the UK Athletics program and each of its 22 varsity sports in an innovative and entertaining way. The hope of the site is to provide an accurate glimpse of what it means to study and compete as a nationally prominent student-athlete at UK.

Accessing Publicity Photos/Logos

Media members wishing to obtain photos and logos of the University of Kentucky men's basketball team may do so by utilizing the XOS Vault System. Please contact a member of the UK Media Relations Office for the website and login information.

SEC Services

John Calipari, along with the other 13 conference coaches, will participate in the Southeastern Conference's teleconference call. The calls are conducted every Monday, beginning Jan. 6 through March 10. For the phone number to participate, contact the SEC Media Relations office at 205.458.3010. Information also can be obtained on the web at www.secsports.com.

Teleconference Schedule (ET)

11:00 a.m. Kevin Stallings, Vanderbilt
11:07 a.m. Billy Donovan, Florida
11:14 a.m. Frank Martin, South Carolina
11:21 a.m. Mark Fox, Georgia
11:28 a.m. Johnny Jones, LSU
11:35 a.m. John Calipari, Kentucky
11:42 a.m. Cuonzo Martin, Tennessee
11:49 a.m. Mike Anderson, Arkansas
11:56 a.m. Anthony Grant, Alabama
12:03 p.m. Tony Barbee, Auburn
12:10 p.m. Andy Kennedy, Ole Miss
12:17 p.m. Rick Ray, Mississippi State
12:24 p.m. Frank Haith, Missouri
12:31 p.m. Billy Kennedy, Texas A&M

Radio/TV Rights

Broadcasting rights to UK games are assigned exclusively to the UK IMG Sports Network. One reciprocal rights fee waiver is guaranteed opponent schools visiting Lexington. Call Mike Dodson, network coordinator, at 859.226.4390. Two phone lines and an ISDN line are available for visiting radio.

Video Highlights

UK Sports Video Services can provide highlight footage of most UK games. Contact Greg Gorham at 859.257.4087 to request assistance.

Gameday Media Services

Media Parking

A limited number of spots are available at Rupp Arena. The city of Lexington assesses a charge for parking privileges. Requests should be made when submitting press and/or photo credential requests. The media parking area can be accessed from Main Street or Oliver Lewis Way. The lot opens three hours before tipoff.

Media Will Call

Media will call is located near the receiving entrance to Rupp Arena and adjacent to media parking. Credentials are not available at the public Will Call window on the High Street concourse level and will not be mailed.

Media Services

The University of Kentucky uses a computerized statistics system. Working media will receive:

- Game program and notes
- Halftime statistics
- Final statistics
- Complete play-by-play
- Shot charts
- Coach and player quotes

Media Room

The media room and photo compound is located beneath section 28 and can be accessed through the floor exit beneath section 26.

Working facilities, with electrical outlets and a limited number of telephones, are available.

Wireless Internet

UK provides media members with complimentary wireless internet access at Rupp Arena. Contact a UK media relations staff member for details.

Telephones

A limited number of telephones are available in the Rupp Arena media room. Newspapers and radio stations desiring their own private lines, to be installed either on press row or in the media room, should contact Windstream at 800.843.9214.

Photo Compound

A photo compound is available in the media room for use by photographers only. Courtesy wireless internet and phone lines can be utilized for filing digital photography. If outlets wish to install their own phone lines, they can be ordered from the Windstream phone number listed above.

Photographers

The photo zones are appropriately marked on the Rupp Arena floor. Some photo spots are assigned. Because of safety concerns, no shooting is allowed on either sideline. Due to the amount of space, photo credentials will be limited. See Chet White at the site for technical assistance.

Professional DSLR still cameras and video cameras are required to shoot from the floor. No point and shoot still cameras or flip video cameras will be allowed on the floor. Please have rubber/non-scratch pads under stools to avoid scratching the Rupp Arena floor. Per NCAA regulations, stools shall not exceed nine inches in height.

Gameday Live Stats

Live in-game stats will be provided at the web address <http://Kentucky.StatsBroadcast.com>

ATHLETICS

DIRECTORY

Mailing Address

338 Lexington Ave.
Joe Craft Center
Lexington, Ky. 40506

Numbers to Remember

Rupp Arena Press Row 859.252.3602
Media Relations Office: 859.257.3838
Athletics Director Office: 859.257.8015
Basketball Office: 859.257.1916
Rupp Arena Ticket Office: 859.233.3535
Joe Craft Center Ticket Office: 800.928.CATS
Cathy Derr (Rupp Arena): 859.233.4567
Craig Pinkerton (SEC): 205.458.3000

Administration

Dr. Eli Capilouto

President
859.257.1701

Mitch Barnhart,

Director of Athletics
859.257.8015

DeWayne Peevy,

Deputy Athletics Director
859.257.8398

Sandy Bell,

Executive Associate AD/Student Services
859.257.8604

Marc Hill,

Executive Associate AD/Internal Operations
859.257.2672

Rachel Baker,

Senior Associate AD/Compliance
859.257.8604

Candice Chaffin,

Senior Associate AD/Development
859.257.1019

Melissa Gleason,

Senior Associate AD/Finance
859.257.5327

Russ Pear,

Senior Associate AD/Facilities & Operations
859.257.1243

Kevin Saal,

Senior Associate AD/Event Ops/Championships
859.257.2788

Jason Schlafer,

Sr. Assoc. AD/External Affairs/Univ. Relations
859.257.1830

Bob Bradley,

Associate AD/Academics
859.257.1897

Katie Eiserman,

Associate AD/Development
859.257.3718

Joe Sharpe,

Associate AD/Ticket Operations
859.257.2287

Chris Woolard,

Associate AD/Basketball Operations
859.257.1916

John Butler,

Assistant AD/Compliance
859.257.9784

Scott Clark,

Assistant AD/Facilities
859.257.7124

Ukari Figgs,

Assistant AD/Women's Basketball
859.257.8850

Heather McAtee,

Assistant AD/Eligibility

Tony Neely,

Assistant AD/Media Relations
859.257.8411

859.257.8604

Nathan Schwake,

Assistant AD/Marketing and Licensing
859.257.5526

Rodney Stiles,

Assistant AD/Event Management
859.257.4995

Stephanie Tracey-Simmons,

Assistant AD/Administration
859.257.8607

Men's Basketball

John Calipari 859.257.1916

Orlando Antigua 859.257.1916

Kenny Payne 859.257.1916

John Robic 859.257.1916

Rod Strickland 859.257.1916

Preston Spradlin 859.257.1916

Lunetha Pryor 859.257.1916

Linda Carmack 859.257.1916

Marketing

Alyx Ayer,

Assistant Marketing Director 859.257.2514

Media Relations

John Hayden,

Associate Director 859.257.8429

Susan Lax,

Associate Director 859.257.8420

Evan Crane,

Assistant Director 859.257.8431

Brent Ingram,

Assistant Director 859.257.8504

Deb Moore,

Assistant Director 859.257.8506

Jamie Holloway,

Office Coordinator 859.257.8309

Charlie Healy,

Media Relations Assistant 859.257.3838

Jake Most,

Media Relations Assistant 859.257.3838

Weston Pletcher,

Media Relations Assistant 859.257.3838

Photography

Chet White,

Director of Photography 502.321.9196

Britney McIntosh,

Photography Assistant 859.537.6302

Multimedia

Craig Hornberger,

Multimedia Director 859.257.8550

Kim Troxall,

Creative Director 859.257.8566

Cailyn Huston,

Assistant Director/Multimedia 859.257.8601

Pete Camagna,

Asst. Director/Web Development 859.257.8502

Guy Ramsey,

Assistant Director/New Media 859.257.6846

Ticket Office

Cathy Hurst,

Director of Ticket Operations 859.257.8632

Video Production

Tim Asher,

Video Producer/Dir. (Basketball) 859.257.4830

Shane Fannin,

Director of Sports Video 859.257.9863

Greg Gorham,

Video Producer/Director 859.257.4087

UK IMG Sports Network

Brian Miller,

General Manager 859.226.4328

Mike Dodson,

Network Coordinator 859.226.4390

Rupp Arena

Bill Owen

859.233.4567

Cathy Derr

859.233.4567

Carl Hall

859.233.4567

WILDCATS ON THE AIR

Tuning into Kentucky basketball games on radio has been a tradition of following the Wildcats since the dawn of the Fabulous Five.

Even today, as Kentucky basketball continues to dominate the state in popularity from Pikeville to Paducah, fans tune into the action all across the United States. Again this year, more than 75 stations will carry each game live. So whether the Big Blue fans are in Orlando, Fla., or Paducah, Ky., they can tune into the largest college basketball radio network in the country. The network reaches its outer limits thanks to such stations as Clear Channel's WHAS in Louisville, 840 on the AM dial, or WKY-AM in Cincinnati, at frequency 1530. Each broadcast also can be heard around the world on UKathletics.com.

Outstanding broadcasters have called Wildcat games through the years. Claude Sullivan spent 19 years (1948-67) behind the microphone describing UK men's basketball and football games, while the legendary Cawood Ledford called the action for 39 years (1953-92). Ralph Hacker, Ledford's partner beginning in 1973, took over the play-by-play duties in 1993 before retiring following the 2001 season, an impressive 29-year career. Tom Leach took over for Hacker at the start of the 2001-02 season and begins his 13th season this fall.

The rights to the UK broadcasts are owned by UK IMG Sports Marketing (formerly Host) and Gray Television with WLAP/WBUL Radio Lexington serving as the flagship station. For information on the UK IMG Sports Network, contact Mike Dodson at (859) 226-4390.



Tom Leach

Play-by-Play Broadcaster

Tom Leach is in his 13th season as the "Voice of the Wildcats." Leach was a familiar voice on the UK Radio Network for 12 years before replacing

long-time announcer Ralph Hacker at the start of the 2001-02 season.

Leach, who began calling the play-by-play for UK football in 1997, anchored the scoreboard segments during the network's halftime and postgame coverage from 1990-2001. He also filled in for an ailing Hacker on several games during the 2000 season.

Leach operates his own company, whose projects include a daily radio show on UK sports for WKJK-AM in Louisville ("The Leach Report") and a website, tomleachky.com. A native of Paris, Ky., he is a four-time winner of the Kentucky Sportscaster of the Year Award and a two-time winner of the Eclipse Award.

Leach and his wife Robyn Rabbeth Leach, a former local TV anchor, have one son, Connor, and a daughter, Caroline.



Mike Pratt

Broadcast Analyst

Former two-time All-SEC performer and UK Hall of Famer Mike Pratt is in his 13th year as analyst on the UK Radio Network. The former professional


ABA player, college and pro coach replaced Sam Bowie, who retired from broadcasting prior to the start of the 2001-02 season.

Pratt joined the network after compiling extensive experience as a broadcaster. He began calling games in 1985 for Creative Sports in Charlotte and prior to returning to the Kentucky sidelines, served as an analyst for NCAA Productions, the Charlotte Hornets Television Network, ESPN and Fox Sports Net South.

Pratt lettered for the Wildcats for three years (1968-70) under Coach Adolph Rupp. In addition to his All-SEC honors, he was a second-team Converse All-American in 1970, Kentucky's third Academic All-American and a two-time Academic All-SEC selection. While playing alongside the Cats' all-time leading scorer, Dan Issel, the 6-4 forward averaged 19.3 points per game as UK finished the season as the nation's No. 1 team. Pratt finished with 1,359 career points, which still ranks 26th on UK's all-time list.

After Kentucky, Pratt played two seasons for the ABA's Kentucky Colonels. He spent three years as an assistant at UNC-Charlotte for Coach Lee Rose, helping guide the 49ers to the 1977 Final Four. He was named head coach at UNCC in 1978 and compiled a 56-52 record there in four seasons. He worked as an NBA scout for seven years and in '89, became an assistant to Hornets' coach Gene Littles.

Pratt currently works in private business in Louisville. He also is on the K Fund staff, as a major gifts officer.



UK IMG

NETWORK AFFILIATES

Radio (as of 8/12/13)

Market	Frequency	Station			
Ashland/ Huntington, WV	1340 92.7	WCMI-AM WRVC-FM	Monticello	101.7	WKYM-FM
Benton	1290/99.1	WCBL-AM/FM	Morehead	96.3	WIVY-FM
Bowling Green	95.1	WGGC-FM		107.7	WKYN-FM
Burkesville	107.9	WKYR-FM	Morganfield	1550/95.3	WMSK-AM/FM
Cadiz	1110/106.5	WKDZ-AM/FM	Owensboro	1490	WOMI-AM
Campbellsville	104.1	WCKQ-FM		92.5	WBKR-FM
Cincinnati, OH	1530	WCKY-AM	Paducah	94.3	WKYX-FM
Columbia	1270/93.5	WAIN-AM/FM	Paintsville	1490/98.9	WSIP-AM/FM
Corbin	680/107.3	WCTT-AM/FM	Pikeville	103.1	WPKE-FM
Dry Ridge	106.7	WNKR-FM		93.1	WDHR-FM
Elizabethtown	103.5	WAKY-FM	Prestonsburg	1310	WDOC-AM
Grayson	102.3	WUGO-FM		95.5	WQHY-FM
Greenup	1520/105.7	WLGC-AM/FM	Princeton	1580	WPKY-AM
Hardinsburg	104.3	WXBC-FM		104.9	WAVJ-FM
Harlan	970	WFSR-AM	Providence	97.7	WWKY-FM
	105.1	WTUK-FM	Somerset	1240	WSFC-AM
Hazard	101.1	WSGS-FM		97.1	WSEK-FM
Henderson	860	WSON-AM	Whitesburg	103.9	WXKQ-FM
Hopkinsville	1230/98.7	WHOP-AM/FM	Williamsburg	1440/104.3	WEZJ-AM/FM
Jamestown	104.9	WJRS-FM		102.7	WEKX-FM
Jenkins	94.3	WIFX-FM			
Lancaster/Danville	105.1	WRNZ-FM	Television		
Lexington	630	WLAP-AM	Bowling Green		WBKO-TV
	98.1	WBUL-FM	Evansville, IN		WTVW-TV
London	1400	WFTG-AM	Hazard		WYMT-TV
	103.9	WWEL-FM	Hopkinsville		WKAG-TV
Louisville	840	WHAS-AM	Huntington, WV		WSAZ-TV
Madisonville	93.9	WKTG-FM	Lexington		WKYT-TV
Manchester	1290/104.5	WKLB-AM	Louisville		WDRB/WMYO-TV
Mayfield	102.1	WLLE-FM	Paducah, KY/Cape Girardeau, MO		WDKA-TV
Maysville	1240/95.9	WFTM-AM/FM			
			Cable Affiliates		
			Fox Sports South		

MEDIA OUTLETS

Associated Press

(Gary Graves)
100 Midland Ave.
Lexington, KY 40508
(859) 629-8634
Email: GBGraves@ap.org

Ashland Daily Independent

(Aaron Snyder)
224 17th Street
Ashland, KY 41101
(606) 326-2600
Email: asnyder@dailyindependent.com

Bowling Green Daily News

(Nick Baumgardner, Chad Bishop)
813 College Street
Bowling Green, KY 42101
(270) 783-3239
Email: nbaumgardner@bgdailynews.com
cbishop@bgdailynews.com

Corbin Times-Tribune

(Les Dixon)
P.O. Box 516
Corbin, KY 40702
(606) 528-2464
Email: ldixon@thetimestribune.com

Danville Advocate-Messenger

(Larry Vaught, Hal Morris, Mike Marsee)
330 South Fourth St.
Danville, KY 40422
(859) 236-2551 ext. 353
Email: larry@amnews.com

East KY Media

(Ron Hamblin)
(606) 568-7681
Email: news@eastkymedia.com

Elizabethtown News-Enterprise

(Chuck Jones)
408 W. Dixie
Elizabethtown, KY 42701
(270) 769-1200
Email: cjones@thenewsenterprise.com

Evansville Courier & Press

(Randy Beard)
P.O. Box 268
Evansville, IN 47702
(812) 424-7711
Email: beardr@courierpress.com

The State Journal

(Philip Case, Brian Rickerd)
1216 Wilkinson Blvd.
Frankfort, KY 40601
(502) 227-4556
Email: sports@state-journal.com
pcase@state-journal.com

Glasgow Daily Times

(Scott Wilson)
P.O. Box 1179
Glasgow, KY 42142
(270) 678-5171 ext. 233
Email: swilson@glasgowdailytimes.com

Harlan Daily Enterprise

(John Middleton)
P.O. Box 155
Harlan, KY 40831
(606) 573-4510 ext. 111
Email: jmiddleton@heartlandpublications.com

Henderson Gleaner

(Kevin Patton)
P.O. Box 4
Henderson, KY 42420
(270) 827-2000
Email: kpatton@thegleaner.com

Kentucky New Era

(Joe Wilson)
1618 East 9th St.
Hopkinsville, KY 42240
(270) 886-4444
Email: jwilson@kentuckynewera.com

Lexington Herald-Leader

(Gene Abell, John Clay, Mark Story, Jerry Tipton)
100 Midland Ave.
Lexington, KY 40508
(859) 231-3237
Email: gabell@herald-leader.com

Louisville Courier-Journal

(Kyle Tucker)
525 West Broadway
P.O. Box 740031
Louisville, KY 40201
(502) 582-4361
Email: sports@courier-journal.com

Madisonville Messenger

(Dave O'Connell, Mike Stunson)
221 South Main Street
Madisonville, KY 42431
(270) 824-3300
Email: doconnell@the-messenger.com
mstunson@the-messenger.com

Mayfield Messenger

(Jon Pittman)
201 N. 8th
Mayfield, KY 42066
(270) 247-5223
Email: messengersports@newwavecomm.net

Maysville Ledger-Independent

(Chuck Hamilton)
P.O. Box 518
Maysville, KY 41056
(606) 564-9091 ext. 251
Email: chuck.hamilton@lee.net

2013 - 2014 KENTUCKY MEN'S BASKETBALL

Middlesboro Daily News

(Jay Compton)
P.O. Box 579
Middlesboro, KY 40965
(606) 248-1010 ext. 212
Email: jcompton@heartlandpublications.com

Murray Ledger & Times

(Ricky Martin, Jack Kees)
1001 Whitnell Ave.
Murray, KY 42071
(270) 753-1916 ext. 25
Email: sports@murrayledger.com

Owensboro

Messenger-Inquirer

(Mark Mathis, Jim Pickens)
1401 Frederica St.
Owensboro, KY 42301
(270) 926-0123
Email:
mmathis@messenger-inquirer.com
jpickens@messenger-inquirer.com

Paducah Sun

(Dusty Luthy)
P.O. Box 2300
Paducah, KY 42002
(270) 575-8665
Email: jfosko@paducahsun.com

Richmond Register

(Nathan Hutchinson)
380 Big Hill Avenue
Richmond, KY 40475
(859) 623-1669 ext. 6692
Email: sports@richmondregister.com
nhutchinson@richmondregister.com

Somerset Commonwealth-Journal

(Steve Cornelius)
P.O. Box 859
Somerset, KY 42502
(606) 678-8191
Email: sports@somerset-kentucky.com

Voice-Tribune

(Earl Cox)
7602 Dudley Square
Louisville, KY 40222
(502) 897-8910
(502) 425-5220 (home)
Email: carolyn.cox@insightbb.com

Winchester Sun

(Keith Taylor)
20 Wall Street
Winchester, KY 40391
(859) 744-3123
Email: ktaylor@winchestersun.com

The Cats' Pause

(247sports.com Affiliate)

(Darrell Bird)
2623 Regency Road
Lexington, KY 40503
(859) 278-3474
Email: dbird@catspause.com

247sports.com

(Chris Fisher)
2685 Michelle Park
Lexington, KY 40511
Email: jdrum@247sports.com

Kentucky Sports Report

(Scout.com Affiliate)

(Jeff Drummond)
(859) 629-8158
Email: JDrumUK@gmail.com

Cats Illustrated

(Rivals.com Affiliate)

(Brett Dawson, T.J. Walker)
P.O. Box 519
Lexington, KY 40588
(859) 523-0706
Email: bdaws96@gmail.com

IMG College

(Mike Dodson, Matt Coy)
546 E. Main St.
Lexington, KY 40508
(859) 226-4678
Email: mike.dodson@imgworld.com
matt.coy@imgworld.com

Tri-State Sports

(Ira Combs, Harold Combs)
P.O. Box 237
112 Ky. Hwy. 7
Jeff, KY 41751
(606) 436-3002
Email: icombs14@windstream.net
hac1947@yahoo.com

Kentucky Alumni Communications

(Kelli Elam)
400 Rose St.
King Alumni House
Lexington, KY 40506
(859) 257-7169
Email: kelli.elam@uky.edu

KentuckySportsReport.com

(Larry Vaught, Lonny Demaree)
(859) 236-2551 ext. 253
Email: larry@amnews.com
lonny.demaree@insightbb.com

KYForward.com

(Jon Hale)
(606) 226-6187
Email: jon@kyforward.com

WVLK, 590 AM

(Scott Johnson)
300 W. Vine
Lexington, KY 40507
(859) 253-5942
Email: news@WVLKam.com
scottjohnson@cumulus.com

WLAP, 630 AM

(Josh Everett)
2601 Nicholasville Road
Lexington, KY 40503
(859) 422-1000
Email: joshuaeverett@clearchannel.com

WLXG, 1300 AM

(Chris Cross, Mike Cameron, Matthew Laurence)
401 W. Main Street, Suite 301
Lexington, KY 40507
(859) 338-1649
Email: huddle@wlxg.com

Kentucky Sports Radio

(Matt Jones, Drew Franklin, Tyler Thompson)
4000 Radio Drive
Louisville, KY 40207
(919) 308-6892
Email: matt.jones@kentuckysportsradio.com

WHAS, 840 AM

(Lachlan McLean)
4000 #1 Radio Dr.
Louisville, KY 40218
(502) 479-2060
Email: lach@whas.com

WLW, 700 AM

(Bill Dennison)
8044 Montgomery Rd., Suite 650
Cincinnati, OH 45236
(513) 686-8300
Email: seg@700wlw.com

2013 - 2014 KENTUCKY MEN'S BASKETBALL

WNDA, 1570 AM

(Bob Domine)
(502) 584-2400
Email: bob@newstalk1570.com

Tom Leach Productions

(Tom Leach)
Radio Play-by-Play
838 East High Street Box 279
Lexington, KY 40502
(859) 368-8276
Email: tom@tomleachky.com
leachreport@gmail.com

Larry Glover Live

(Larry Glover)
209 South Main Street
Somerset, KY 42501
(859) 338-8863
Email: larrygloverlive@gmail.com

Big Blue Insider

(Dick Gabriel)
2601 Nicholasville Road
Lexington, KY 40503
(859) 422-1063
Email: dickgabriel141@gmail.com

WKYT-TV (CBS)

(Rob Bromley, Brian Milam,
Lee K. Howard, Steve Moss)
2851 Winchester Road
Lexington, KY 40509
(859) 299-0411
Email: sportstip@wkyt.com
brian.milam@wkyt.com
rob.bromley@wkyt.com
lkhoward@wkyt.com
steve.moss@wkyt.com

WLEX-TV (NBC)

(Alan Cutler, Keith Farmer, Kyle
Scott)
P.O. Box 1457
Lexington, KY 40588
(859) 381-1801
Email: acutler@wlex18.com
kfarmer@wlex18.com
kscott@wlex18.com

WTVQ-TV (ABC)

(Alex Risen, Keenan Singleton)
6940 Man O War Blvd.
Lexington, KY 40509
(859) 299-3636
Email: arisen@wtvq.com
ksingleton@wtvq.com

WAVE-TV (NBC)

(Kent Taylor, Kendrick Hankins,
Mike Hartnett, Brian Winner)
725 S. Floyd
Louisville, KY 40203
(502) 585-2201
(502) 561-4126
(502) 561-4150
Email: sports@wave3.com
ktaylor@wave3.com

WHAS-TV (ABC)

(Kent Spencer, Adam Lefkoe)
520 W. Chestnut
Louisville, KY 40202
(502) 582-7252
Email: kspencer@whas11.com
alefkoe@whas11.com

WLKY-TV (CBS)

(Fred Cowgill, Derek Forrest)
1918 Mellwood Avenue
Louisville, KY 40206
(502) 891-4920
(502) 891-4917
Email: fcowgill@wlky.com
dforrest@wlky.com

WDRB-TV (Fox)

(Tom Lane, Pat Doney, Rick
Bozich, Eric Crawford, Steve
Andress)
624 W. Muhammad Ali Blvd.
Louisville, KY 40203
(502) 561-7704

Email: tlane@wdrb.com;
pdoney@wdrb.com; rbozich@
wdrb.com;
ecrawford@wdrb.com; san-
dress@wdrb.com

CN2-TV

(Thomas Beisner, Leslie Nee-
ley)
4701 Commerce Crossings
Road
Louisville, KY 40229
(502) 608-9254
Email: tj.beisner@twcable.com
leslieneeley624@gmail.com

WYMT-TV (CBS)

(Josh McKinney, Jamie Mc-
Cracken, Lauren Cash)
P.O. Box 1299
Hazard, KY 41702
(606) 436-5757
Email: josh.mckinney@wymt-
news.com
jamie.mccracken@wymtnews.
com
lauren.cash@wymtnews.com

Red and Blue Review

(Garry Gupton)
(502) 594-1100
Email: ggupton@redandbluer-
evieview.net



LEXINGTON AREA

Lexington is home to the University of Kentucky. The Bluegrass is a beautiful area with rolling hills, horse farms, and Keeneland and Red Mile race tracks. With a population of 290,000, the city still has a small town atmosphere.

Recently, Lexington has been named one of the top places to live in the country. It is ranked the 15th overall best city and the 17th safest city in the country. In 2011, Forbes' Magazine listed Lexington at No. 4 on its annual Best Places for Business poll. In 2009, Men's Health Magazine polled 100 major U.S. cities and ranked Lexington as the No. 15 sports-obsessed city in the country.

In addition to UK's 22 sports teams fans in the area can cheer on the Lexington Legends Class A baseball team. The Bluegrass Airport is a convenient 10 minute drive to campus and features major airlines including Delta, United, Continental, Northwest, US Air and American.



Location: Within a day's drive of 75% of the U.S. population

Population: Lexington-Fayette County – 295,803

Time Zone: Eastern

Average Temperature: (F)

Spring – 74° High, 34° Low

Summer – 86° High, 61° Low

Fall – 79° High, 36° Low

Winter – 54° High, 23° Low

Annual Precipitation: 45.6 inches



UNIVERSITY OF KENTUCKY

Established in 1865 the University of Kentucky has 200 majors and degree programs in 16 academic and professional colleges available. This gives students the ability to change or specialize in an area of study.

UK students represent 115 countries, all 50 states and every county in the Commonwealth. Kentucky is ranked first among the nation's top 20 universities for small class size (90% of classes include 40 students or less).

UK Athletics continues to be a leader beyond the field of play. The Athletic Department provides \$3 million to the university this past year in support of non-athletic scholarships.



2013-2014

WILDCATS



2013-2014

ROSTER

Numerical

No.	Name	Pos.	Ht.	Wt.	Cl.	Exp.	Hometown/Last College/High School
00	Marcus Lee	F	6-9	215	Fr.	HS	Antioch, Calif. (Deer Valley)
1	James Young	G/F	6-6	215	Fr.	HS	Rochester Hills, Mich. (Rochester)
2	Aaron Harrison	G	6-6	218	Fr.	HS	Richmond, Texas (Travis)
3	Jarro Polson	G	6-2	182	Sr.	3L	Nicholasville, Ky. (West Jessamine)
4	Jon Hood	G	6-7	215	Sr.	3L	Madisonville, Ky. (North Hopkins)
5	Andrew Harrison	G	6-6	215	Fr.	HS	Richmond, Texas (Travis)
13	Sam Malone	G	5-11	185	Jr.	2L	Scituate, Mass. (Scituate)
15	Willie Cauley-Stein	C	7-0	244	So.	1L	Olathe, Kan. (Northwest)
21	Tod Lanter	G	6-2	190	Jr.	1L	Lexington, Ky. (Gulf Coast State CC)
22	Alex Poythress	F	6-8	239	So.	1L	Clarksville, Tenn. (Northeast)
24	EJ Floreal	G	6-3	195	Fr.	HS	Lexington, Ky. (Dunbar)
25	Dominique Hawkins	G	6-0	193	Fr.	HS	Richmond, Ky. (Madison Central)
30	Julius Randle	F	6-9	250	Fr.	HS	Dallas, Texas (Prestonwood Christian)
32	Brian Long	G	5-9	155	Jr.	2L	Dumont, N.J. (River Dell)
35	Derek Willis	F	6-9	205	Fr.	HS	Mt. Washington, Ky. (Bullitt East)
44	Dakari Johnson	C	7-0	265	Fr.	HS	Brooklyn, N.Y. (Montverde Academy)

Alphabetical

No.	Name	Pos.	Ht.	Wt.	Cl.	Exp.	Hometown/Last College/High School
15	Willie Cauley-Stein	C	7-0	244	So.	1L	Olathe, Kan. (Northwest)
24	EJ Floreal	G	6-3	195	Fr.	HS	Lexington, Ky. (Dunbar)
2	Aaron Harrison	G	6-6	218	Fr.	HS	Richmond, Texas (Travis)
5	Andrew Harrison	G	6-6	215	Fr.	HS	Richmond, Texas (Travis)
25	Dominique Hawkins	G	6-0	193	Fr.	HS	Richmond, Ky. (Madison Central)
4	Jon Hood	G	6-7	212	Sr.	3L	Madisonville, Ky. (North Hopkins)
44	Dakari Johnson	C	7-0	265	Fr.	HS	Brooklyn, N.Y. (Montverde Academy)
21	Tod Lanter	G	6-2	190	Jr.	1L	Lexington, Ky. (Gulf Coast State CC)
00	Marcus Lee	F	6-9	215	Fr.	HS	Antioch, Calif. (Deer Valley)
32	Brian Long	G	5-9	155	Jr.	2L	Dumont, N.J. (River Dell)
13	Sam Malone	G	5-11	185	Jr.	2L	Scituate, Mass. (Scituate)
3	Jarro Polson	G	6-2	182	Sr.	3L	Nicholasville, Ky. (West Jessamine)
22	Alex Poythress	F	6-8	239	So.	1L	Clarksville, Tenn. (Northeast)
30	Julius Randle	F	6-9	250	Fr.	HS	Dallas, Texas (Prestonwood Christian)
35	Derek Willis	F	6-9	205	Fr.	HS	Mt. Washington, Ky. (Bullitt East)
1	James Young	G/F	6-6	215	Fr.	HS	Rochester Hills, Mich. (Rochester)

Coaching Staff

Head Coach: John Calipari (Clarion, 1982)
Assistant Coach: Orlando Antigua (Pittsburgh, 1995)
Assistant Coach: Kenny Payne (Louisville, 2003)
Assistant Coach: John Robic (Denison, 1986)
Special Asst. to Head Coach: Rod Strickland (DePaul/NE Illinois, '13)
Coordinator of MBB Performance: Ray Oliver (Kansas, 1986)
Strength Coach: Mike Malone (Mount Union College, 2001)
Head Athletic Trainer: Chris Simmons (Memphis, 2002)
Associate AD/Basketball Ops.: Chris Woolard (UCLA, 1997)
Asst. Director of Basketball Ops.: Preston Spradlin (Alice Lloyd, 2009)

Pronunciation Guide

Willie Cauley-STEIN (STINE)
 EJ FLOREAL (FLO-RE-EL)
 DOMINIQUE Hawkins (DOM-A-NEEK)
 DAKARI Johnson (DA-CAR-EE)
 JARROD Polson (JAIR-ED)
 Alex POYTHRESS (POY-THRESS)
 John CALIPARI (CAL-A-PEAR-EE)

MISCELLANEOUS ROSTER NOTES

Wildcats by State

Kentucky (6)

EJ Floreal (Lexington)
 Dominique Hawkins (Richmond)
 Jon Hood (Madisonville)
 Tod Lanter (Lexington)
 Jarrod Polson (Nicholasville)
 Derek Willis (Mt. Washington)

Texas (3)

Aaron Harrison (Richmond)
 Andrew Harrison (Richmond)
 Julius Randle (Dallas)

California (1)

Marcus Lee (Antioch)

Kansas (1)

Willie Cauley-Stein (Olathe)

Massachusetts (1)

Sam Malone (Scituate)

Michigan (1)

James Young (Rochester Hills)

New Jersey (1)

Brian Long (Dumont)

New York (1)

Dakari Johnson (Brooklyn)

Tennessee (1)

Alex Poythress (Clarksville)

Wildcats by Class

Seniors (2)

Jon Hood
 Jarrod Polson

Juniors (3)

Tod Lanter
 Brian Long
 Sam Malone

Sophomores (2)

Willie Cauley-Stein
 Alex Poythress

Freshmen (9)

EJ Floreal
 Aaron Harrison
 Andrew Harrison
 Dominique Hawkins
 Dakari Johnson
 Marcus Lee
 Julius Randle
 Derek Willis
 James Young

Wildcats by Height

Willie Cauley-Stein 7-0
 Dakari Johnson 7-0
 Marcus Lee 6-9
 Julius Randle 6-9
 Derek Willis 6-9
 Alex Poythress 6-8
 Jon Hood 6-7
 Aaron Harrison 6-6
 Andrew Harrison 6-6
 James Young 6-6
 EJ Floreal 6-3
 Tod Lanter 6-2
 Jarrod Polson 6-2
 Dominique Hawkins 6-0
 Sam Malone 5-11
 Brian Long 5-9

WILLIE CAULEY-STEIN

7-0 • 244 • F • SOPHOMORE • OLATHE, KAN. • (NORTHWEST)



CAT SCRATCHES

Full name: Willie Cauley-Stein
Twitter: @TrillWill15
Parents: Marlene Stein and Willie Cauley
Date of Birth: Aug.18, 1993
Place of Birth: Dodge City, Kan.
High School Coach: Mike Grove
High School Mascot: Ravens
Major: Art Studio

2012-13

SEC Freshman of the Week (1/7, 2/25) ... Freshman All-SEC ... Academic All-SEC ... Appeared in 29 games, making 14 starts ... Averaged 8.3 points and 6.2 rebounds per game ... Ranked among UK's all-time top freshmen performers with 60 blocks on the year ... Recorded seven points and nine rebounds vs. Vanderbilt in SEC Tournament ... Posted six points, eight rebounds and four blocks in win over Florida ... Tallied fourth double-double and second straight with 10 points and 11 rebounds against Georgia ... Registered third double-double of the season with 13 points, 10 rebounds to go with four blocks at Arkansas ... Tallied 12 points, six rebounds and three blocks in win over Mississippi State ... Posted career-high seven blocks and tied career high with 12 boards in win over Missouri ... Posted a career-high 20 points in win over Vanderbilt while grabbing seven rebounds and blocking three shots ... Scored 10 points, while grabbing six rebounds at Florida ... Perfect 5-for-5 from the field in win over Auburn, finishing with 12 points ... Scored 13 points on 5-7 shooting from the field, while grabbing six rebounds and blocking two shots in win over South Carolina ... Grabbed eight rebounds, while tying then career-highs in blocks (4) and assists (4) in SEC debut at Vanderbilt ... Recorded second double-double of the season against Eastern Michigan with 11 points and 11 rebounds to go with two blocks and two steals in 22 minutes ... Tallied game-highs in rebounds (8) and blocks (3) in first-career start against Louisville ... Scored eight points while grabbing seven rebounds and blocking three shots against Marshall ...

Recorded career-best four assists and tied personal best three steals against Lipscomb ... Pulled down seven rebounds and blocked three shots in win over Portland ... Posted UK's first double-double of the season with 12 points and 12 rebounds to go with four blocks against Samford ... Recorded six points, seven rebounds and two blocks against Baylor ... Totaled 12 points, eight rebounds and four blocks in win over LIU Brooklyn ... Scored a personal-best 14 points against Lafayette ... Tallied eight points, six rebounds and four blocks in his collegiate debut against Maryland ... Posted eight points, nine rebounds, three steals and two blocks in 27 minutes off the bench against Northwood ... Scored 12 points and registered three steals in exhibition against Transylvania ... Averaged 10.0 points, 6.5 rebounds and three assists, while shooting .875 (7-of-8) from the field in exhibition play.

High School

Averaged 15.8 points and 8.5 rebounds as a junior ... Ranked the 10th best center in the country by Scout.com and ESPNU Recruiting and the sixth best by Rivals.com ... Ranked 20th overall by Scout, while ESPNU rated him at 32nd and Rivals at 39th. He also stars on the football field, catching 57 passes for 1,140 yards and 14 touchdowns through nine games in 2011 as a wide receiver.

Personal

Son of Willie Cauley and Marlene Stein ... Chose Kentucky over Alabama, Florida and Kansas State ... Born Aug. 18, 1993 in Dodge City, Kan.

Cauley-Stein's Career Highs

	Points	Opponent	Date	FT Atts	Opponent	Date
Points	20	vs. Vanderbilt	2/20/13	8	at Arkansas	3/2/13
FG Made	8	vs. Vanderbilt	2/20/13	Rebounds	12	Two times
FG Atts	10	Two times		Assists	4	Two times
3FG Made	0			Steals	3	Two times
3FG Atts	0			Blocks	7	vs. Missouri
FT Made	4	vs. Vanderbilt	2/20/13	Minutes	37	at Arkansas
						2/23/13
						3/2/13

Cauley-Stein's Statistics

Year	G-S	Min.-Avg.	FG-A/Pct.	3FG-A/Pct.	FT-A/Pct.	Reb.-Avg.	PF-D	AT	TO	BS	St	TP-Avg.
2012-13	29-14	683-23.6	105-169/.621	0-0/.000	32-86/.372	179-6.2	70-2	27	48	60	24	242-8.3
Total	29-14	683-23.6	105-169/.621	0-0/.000	32-86/.372	179-6.2	70-2	27	48	60	24	242-8.3

Cauley-Stein's Career Game-by-Game Statistics

2012-13

Date	Opponent	Min	FG-A	3PT-A	FT-A	O-D-T	PF	A	TO	Blk	Stl	Pts
N. 9	vs. Maryland [Brooklyn]	28	3-6	0-0	2-4	2-4-6	2	2	2	4	0	8
N. 13	vs. Duke [Atlanta]	6	2-3	0-0	0-1	0-0-0	3	0	1	0	0	4
N. 16	LAFAYETTE	24	6-9	0-0	2-2	2-2-4	0	0	1	0	2	14
N. 21	MOREHEAD STATE	21	1-3	0-0	0-0	0-4-4	1	1	2	1	0	2
N. 23	LIU BROOKLYN	25	5-7	0-0	2-5	3-5-8	2	1	0	4	0	12
N. 29	at Notre Dame	18	3-4	0-0	0-0	1-0-1	0	1	1	0	0	6
D. 1	BAYLOR	13	3-7	0-0	0-2	3-4-7	4	0	2	2	0	6
D. 4	SAMFORD	22	5-10	0-0	2-5	6-6-12	0	1	0	4	3	12
D. 8	PORTLAND	19	2-4	0-0	0-2	3-4-7	4	0	2	3	2	4
D. 15	LIPSCOMB	20	3-4	0-0	2-3	0-2-2	1	4	2	1	3	8
D. 22	MARSHALL	25	4-6	0-0	0-0	4-3-7	3	1	0	3	1	8
D. 29	at Louisville	23	3-4	0-0	0-4	4-4-8	4	2	0	3	0	6
J. 2	EASTERN MICHIGAN	22	5-6	0-0	1-2	1-10-11	0	1	2	2	2	11
J. 10	at Vanderbilt	30	3-5	0-0	1-3	2-6-8	1	4	0	4	2	7
J. 12	TEXAS A&M	24	3-4	0-0	0-0	2-1-3	5	0	0	0	0	6
J. 15	TENNESSEE	15	3-5	0-0	1-3	3-2-5	3	0	2	0	0	7
J. 19	at Auburn					DNP						
J. 22	at Alabama					DNP						
J. 26	LSU					DNP						
J. 29	at Ole Miss					DNP						
F. 2	at Texas A&M	4	0-0	0-0	0-2	0-1-1	1	0	1	0	0	0
F. 5	SOUTH CAROLINA	22	5-7	0-0	3-5	1-5-6	2	0	0	2	0	13
F. 9	AUBURN	19	5-5	0-0	2-5	2-2-4	3	1	0	0	0	12
F. 12	at Florida	20	5-9	0-0	0-0	3-3-6	3	1	2	0	0	10
F. 16	at Tennessee	23	1-4	0-0	0-0	2-0-2	5	1	4	2	1	2
F. 20	VANDERBILT	32	8-10	0-0	4-7	3-4-7	3	0	3	3	1	20
F. 23	MISSOURI	35	3-7	0-0	1-7	4-8-12	2	1	2	7	1	7
F. 27	MISSISSIPPI STATE	32	6-7	0-0	0-0	0-6-6	3	1	2	3	1	12
M. 2	at Arkansas	37	5-7	0-0	3-8	3-7-10	3	0	5	4	2	13
M. 7	at Georgia	33	5-9	0-0	0-3	4-7-11	2	2	4	2	1	10
M. 9	FLORIDA	25	2-5	0-0	2-4	3-5-8	4	1	3	4	1	6
M. 15	vs. Vanderbilt [SEC]	30	2-6	0-0	3-5	5-4-9	4	1	1	1	1	7
M. 19	at Robert Morris [NIT]	36	4-6	0-0	1-4	1-3-4	2	0	4	1	0	9



JON HOOD

6-7 • 215 • G • SENIOR • MADISONVILLE, KY • NORTH HOPKINS



CAT SCRATCHES

Full name: Jon Daniel Hood
Twitter: @jonnylightning4
Parents: Brian and Kelly Hood
Date of Birth: May 9, 1991
Place of Birth: Henderson, Ky.
High School Coach: James Davis, Marty Cline
High School Mascot: Maroons
Major: Communications

2012-13

Graduated in the spring of 2013 with a degree in Community Communications and Leadership Development ... Saw action in 23 games, averaging 1.5 points and 1.2 rebounds per outing ... Drained a 3-pointer on his first shot attempt while also notching a steal in 15 minutes of action in the SEC Tournament ... Logged his first blocked shot of the season in five minutes of action in win over Florida ... Recorded four points and three rebounds in seven minutes at Georgia ... Tied career-high with four rebounds at Arkansas ... Posted five points, three rebounds, an assist and a steal in 16 minutes against Mississippi State ... Totaled four points and three rebounds in game at Tennessee ... Hit his only shot attempt in two minutes against South Carolina ... Grabbed season-high three rebounds and dished out an assist in eight minutes at Ole Miss ... Nailed a 3 and grabbed a rebound in nine minutes against Lipscomb ... Hit a pair of 3s late in the game vs. Samford for a season-high six points ... Hit his only shot attempt in four minutes against Notre Dame ... Hit his first 3-pointer since Dec. 28, 2010 as he finished with three points, two steals and one rebound in seven minutes against LIU Brooklyn ... Played a season-best 11 minutes against Lafayette, grabbing two rebounds and tallied two steals ... Saw one minute of action against Duke, his first since injuring his knee at the beginning of the 2011-12 season.

2011-12

Suffered a torn ACL in summer workouts and sat out the season.

2010-11

Played in 33 of 38 games, averaging 0.8 points and 0.7 rebounds ... Grabbed a rebound and a steal vs. Ole Miss in the SEC Tournament ... Hit his only shot attempt at Florida, a jumper as time expired in the first half, which brought UK within two ... Had a career-day against LSU by playing a career-high 20 minutes, pulling down a career-high four rebounds, dishing out a career-high three assists, and scoring two points to go with one steal ... Had two rebounds in six minutes of action against Auburn ... Had one rebound in four minutes against Georgia ... Was a perfect 1-for-1 from the field against Penn with two points and one rebound ... Totaled career-highs with seven points and one block in 14 minutes vs. Coppin State ... Logged nine minutes against Winthrop ... Played two minutes

against both MVSU and Indiana ... Played four minutes against Notre Dame and connected on his only 3-point field goal attempt ... Played two minutes on the road against North Carolina ... Scored two points against Boston in nine minutes of action ... His two points against Boston came from a dunk, the first of his career ... Logged 10 minutes vs. UConn at the EA Sports Maui Invitational, making his first 3-pointer of the season ... Grabbed two key late rebounds in only three minutes vs. Oklahoma ... Pulled down three rebounds against Portland to tie a career high ... Played a career-high 12 minutes and attempted a career-high four free throws ... Scored two points and pulled down one rebound in six minutes of action against East Tennessee State ... Scored 18 points on 7-of-9 shooting from the floor and 4-of-6 shooting beyond the arc in the exhibition against Dillard.

2009-10

Played in 17 games, averaging 1.2 points ... Totaled two points and a season-high three rebounds in UK's Second Round win over Wake Forest in New Orleans ... Grabbed two rebounds and made 2-of-2 free throws vs. ETSU at the NCAA Tournament ... Made 2-of-2 free throws and grabbed one rebound vs. Tennessee at the SEC Tournament ... Scored three points in three minutes at LSU ... Earned his first minutes in SEC play, nailing a three-pointer vs. Arkansas ... Totaled a season-high five points and two rebounds in the win over Drexel ... Nailed his first three-pointer and had two assists vs. Cleveland State in Cancun ... Earned a career-high 10 minutes in the win vs. Rider ... Totaled one rebound and one assist in eight minutes vs. Sam Houston State ... Scored seven points with four rebounds in UK's second exhibition win over Clarion

High School

Averaged 29.4 points, 12.9 rebounds, 3.3 assists and 3.1 blocked shots per game his senior season ... Posted 18 double-doubles in 22 games as a senior... Named 2009 Kentucky Mr. Basketball ... 2009 Gatorade Kentucky Player of the Year ... Participated in the 2009 Wazoo Sports Derby Festival Basketball Classic, where he scored 13 points ... Ranked the 40th best recruit by Rivals.com.

Personal

Born on May 9, 1991 ... Son of Brian and Kelly Hood ... Chose Kentucky over Ole Miss, Tennessee and Georgia.

Hood's Career Highs

		Opponent	Date		Opponent	Date
Points	7	vs. Coppin State	12/28/10	Rebounds	4	Two times
FG Made	2	Five times		Assists	3	LSU
FG Atts	7	vs. Coppin State	12/28/10	Steals	2	Two times
3FG Made	2	vs. Samford	12/4/12	Blocks	1	Three times
3FG Atts	4	vs. Coppin State	12/28/10	Minutes	20	LSU
FT Made	2	Five times				
FT Atts	4	Portland	11/19/10			

2013 - 2014 KENTUCKY MEN'S BASKETBALL

Hood's Career Game-by-Game Statistics

2012-13

Date	Opponent	Min	FG-A	3PT-A	FT-A	O-D-T	PF	A	TO	Blk	Stl	Pts
N. 9	vs. Maryland [Brooklyn]					DNP						
N. 13	vs. Duke [Atlanta]	1	0-0	0-0	0-0	0-0-0	0	0	0	0	0	0
N. 16	LAFAYETTE	11	0-1	0-0	0-0	0-2-2	1	0	1	0	2	0
N. 21	MOREHEAD STATE					DNP						
N. 23	LIU BROOKLYN	7	1-1	1-1	0-0	1-0-1	0	0	0	0	2	3
N. 29	at Notre Dame	4	1-1	0-0	0-0	0-0-0	2	0	0	0	0	2
D. 1	BAYLOR	1	0-0	0-0	0-0	0-0-0	0	0	0	0	0	0
D. 4	SAMFORD	4	2-3	2-3	0-0	0-1-1	0	0	0	0	0	6
D. 8	PORTLAND	1	0-0	0-0	0-0	0-0-0	0	0	0	0	0	0
D. 15	LIPSCOMB	9	1-2	1-2	0-0	0-1-1	1	0	1	0	0	3
D. 22	MARSHALL					DNP						
D. 29	at Louisville					DNP						
J. 2	EASTERN MICHIGAN					DNP						
J. 10	at Vanderbilt					DNP						
J. 12	TEXAS A&M					DNP						
J. 15	TENNESSEE					DNP						
J. 19	at Auburn	4	0-0	0-0	0-0	0-1-1	0	0	0	0	0	0
J. 22	at Alabama	1	0-0	0-0	0-0	0-1-1	0	0	0	0	0	0
J. 26	LSU	1	0-0	0-0	0-0	0-0-0	0	0	0	0	1	0
J. 29	at Ole Miss	8	0-0	0-0	0-0	0-3-3	1	1	0	0	0	0
F. 2	at Texas A&M					DNP						
F. 5	SOUTH CAROLINA	2	1-1	0-0	0-0	0-0-0	0	0	0	0	0	2
F. 9	AUBURN					DNP						
F. 12	at Florida	7	0-1	0-0	0-0	0-1-1	0	0	0	0	0	0
F. 16	at Tennessee	15	2-5	0-1	0-0	3-0-3	0	0	0	0	0	4
F. 20	VANDERBILT	1	0-0	0-0	0-0	0-0-0	0	0	0	0	0	0
F. 23	MISSOURI	2	0-0	0-0	0-0	0-0-0	0	0	0	0	0	0
F. 27	MISSISSIPPI STATE	16	2-4	1-3	0-0	1-2-3	2	1	0	0	1	5
M. 2	at Arkansas	9	0-1	0-1	0-0	0-4-4	1	0	0	0	0	0
M. 7	at Georgia	7	1-1	0-0	2-2	1-2-3	1	0	0	0	0	4
M. 9	FLORIDA	5	0-0	0-0	0-0	0-0-0	1	0	0	1	0	0
M. 15	vs. Vanderbilt [SEC]	15	1-3	1-3	0-0	0-1-1	1	0	0	0	1	3
M. 19	at Robert Morris [NIT]	15	1-2	0-1	0-0	1-2-3	2	0	1	0	0	2

F. 8	TENNESSEE	3	0-1	0-1	0-0	0-0-0	1	0	0	0	0	0
F. 12	at Vanderbilt	1	0-1	0-1	0-0	0-0-0	0	0	0	0	0	0
F. 15	MISSISSIPPI STATE	1	0-0	0-0	0-0	0-0-0	0	0	0	0	0	0
F. 19	SOUTH CAROLINA	3	0-1	0-0	0-0	0-0-0	0	0	0	0	0	0
F. 23	at Arkansas					DNP						
F. 26	FLORIDA	4	0-0	0-0	0-0	0-0-0	1	0	0	0	0	0
M. 1	VANDERBILT					DNP						
M. 6	at Tennessee	3	0-0	0-0	0-0	0-0-0	0	0	0	0	0	0
M. 11	vs. Ole Miss [SEC]	5	0-2	0-1	0-0	0-1-1	0	0	1	0	1	0
M. 12	vs. Alabama [SEC]	1	0-0	0-0	0-0	0-0-0	0	0	1	0	0	0
M. 13	vs. Florida [SEC]	1	0-0	0-0	0-0	0-0-0	0	0	1	0	0	0
M. 17	vs. Princeton [NCAA]					DNP						
M. 19	vs. West Virginia [NCAA]	1	0-0	0-0	0-0	0-0-0	1	0	0	0	0	0
M. 25	vs. Ohio State [NCAA]	2	0-0	0-0	0-0	0-0-0	0	0	0	0	0	0
M. 27	vs. North Carolina [NCAA]	1	0-0	0-0	0-0	0-0-0	0	0	0	0	0	0
A. 2	vs. Connecticut [NCAA]					DNP						

2009-10

Date	Opponent	Min	FG-A	3PT-A	FT-A	O-D-T	PF	A	TO	Blk	Stl	Pts
N. 13	Morehead State					DNP						
N. 16	Miami-Ohio					DNP						
N. 19	Sam Houston St	8	0-2	0-2	0-0	0-1-1	1	1	0	0	0	0
N. 21	Rider	10	0-2	0-0	0-0	0-1-1	0	0	1	0	0	0
N. 24	vs. Cleveland St. [Cancun]	10	1-1	1-1	0-0	0-0-0	1	2	0	0	0	3
N. 25	vs. Stanford [Cancun]					DNP						
N. 30	vs. UNC Asheville [L'ville]	6	0-0	0-0	0-0	0-0-0	0	0	0	0	0	0
D. 5	NORTH CAROLINA					DNP						
D. 9	vs. UConn [New York]					DNP						
D. 12	at Indiana	1	0-0	0-0	0-0	0-0-0	1	0	1	0	0	0
D. 19	AUSTIN PEAY	1	0-0	0-0	0-0	0-0-0	0	0	1	0	0	0
D. 21	DREXEL	10	2-4	1-2	0-0	1-1-2	0	1	1	0	1	5
D. 23	LONG BEACH STATE	1	0-0	0-0	0-0	0-0-0	0	0	0	0	0	0
D. 29	HARTFORD	7	0-1	0-1	0-0	0-1-1	0	0	0	0	0	0
J. 2	LOUISVILLE					DNP						
J. 9	GEORGIA					DNP						
J. 12	at Florida					DNP						
J. 16	at Auburn					DNP						
J. 23	ARKANSAS	7	1-2	1-2	0-0	1-0-1	2	1	0	0	0	3
J. 26	at South Carolina					DNP						
J. 30	VANDERBILT					DNP						
F. 2	OLE MISS					DNP						
F. 6	at LSU	3	1-3	1-1	0-0	0-0-0	0	0	0	0	0	3
F. 9	ALABAMA					DNP						
F. 13	TENNESSEE					DNP						
F. 16	at Mississippi State					DNP						
F. 20	at Vanderbilt					DNP						
F. 25	SOUTH CAROLINA					DNP						
F. 27	at Tennessee					DNP						
M. 3	at Georgia	1	0-0	0-0	0-0	0-0-0	2	0	0	0	0	0
M. 7	FLORIDA					DNP						
M. 12	vs. Alabama [SEC]					DNP						
M. 13	vs. Tennessee [SEC]	2	0-1	0-1	2-2	0-1-1	0	0	0	0	0	2
M. 14	vs. Mississippi St. [SEC]					DNP						
M. 18	vs. ETSU [NCAA]	4	0-1	0-1	2-2	2-0-2	1	1	0	0	0	2
M. 20	vs. Wake Forest [NCAA]	2	1-2	0-0	0-0	3-0-3	0	0	0	0	0	2
M. 25	vs. Cornell [NCAA]	1	0-0	0-0	0-0	0-0-0	0	0	0	0	0	0
M. 27	vs. West Virginia [NCAA]	0	0-0	0-0	0-0	0-0-0	0	0	0	0	0	0

2010-11

Date	Opponent	Min	FG-A	3PT-A	FT-A	O-D-T	PF	A	TO	Blk	Stl	Pts
N. 12	East Tennessee State	6	1-3	0-2	0-1	1-0-1	1	0	0	0	0	2
N. 19	vs. Portland [Portland]	12	0-1	0-1	2-4	2-1-3	0	0	0	0	0	2
N. 22	vs. Oklahoma [Maui]	3	0-0	0-0	1-2	0-2-2	0	0	0	0	0	0
N. 23	vs. Washington [Maui]	9	0-3	0-2	0-0	1-0-1	0	0	0	0	1	0
N. 24	vs. Connecticut [Maui]	10	1-2	1-1	0-0	2-1-3	0	0	0	0	0	3
N. 30	BOSTON	9	1-2	0-0	0-0	0-0-0	1	0	0	0	0	2
D. 4	at North Carolina	2	0-0	0-0	0-0	0-0-0	0	0	0	0	0	0
D. 8	vs. Notre Dame [L'ville]	4	1-2	1-1	0-0	0-0-0	2	0	0	0	0	3
D. 11	INDIANA	2	0-0	0-0	0-0	0-0-0	0	0	0	0	0	0
D. 18	MISS. VALLEY ST	2	0-0	0-0	0-0	0-0-0	0	0	0	0	0	0
D. 22	WINTHROP	9	0-2	0-1	0-0	1-0-1	1	1	0	0	0	0
D. 28	COPPIN STATE	14	2-7	1-4	2-2	0-1-1	0	0	0	1	0	7
D. 31	at Louisville	1	0-0	0-0	0-0	0-0-0	0	0	0	0	0	0
J. 3	PENN	2	1-1	0-0	0-0	0-1-1	1	0	0	0	0	2
J. 8	at Georgia	4	0-0	0-0	0-0	0-1-1	0	0	0	0	0	0
J. 11	AUBURN	6	0-1	0-1	0-0	1-1-2	0	0	0	0	0	0
J. 15	LSU	20	1-6	0-2	0-0	1-3-4	2	3	0	0	1	2
J. 18	at Alabama	4	0-1	0-1	0-0	0-0-0	0	0	0	0	0	0
J. 22	at South Carolina	4	0-0	0-0	0-0	0-0-0	0	0	0	0	0	0
J. 29	GEORGIA					DNP						
F. 1	at Ole Miss	6	0-0	0-0	0-0	0-1-1	0	0	0	1	0	0
F. 5	at Florida	3	1-1	0-0	0-0	0-0-0	0	0	0	0	0	2

Hood's Career Statistics

Year	G-S	Min.-Avg.	FG-A/Pct.	3FG-A/Pct.	FT-A/Pct.	Reb.-Avg.	PF-D	AT	TO	BS	St	TP-Avg.
2009-10	17-0	74-4.4	6-19/.316	4-11/.364	4-4/1.000	12-0.7	6-0</					

TOD LANTER

6-2 • 190 • G • JUNIOR • LEXINGTON, KY • GULF COAST STATE CC



CAT SCRATCHES

Full name:
Samuel Tod Lanter III
Twitter: @tod_lanterIII
Parents: Bo and Joy Lanter
Date of Birth: Feb. 15, 1991
Place of Birth:
Lexington, Ky.
High School Coach:
Carl Hutchinson
High School Mascot:
Bulldogs
Major: Business - Marketing

2012-13

Academic All-SEC ... Saw action in six games ... Hauled in two rebounds in his first season with UK ... Played career-high three minutes against Mississippi State, grabbing two rebounds ... Saw first career action in SEC play with a minute at Tennessee ... Saw two minutes against Eastern Michigan ... Attempted first career 3-pointer against Portland ... Logged first career minutes against Lafayette ... Scored six points and pulled down three rebounds in Blue-White scrimmage ... Logged two minutes in exhibition against Northwood ... Saw three minutes of action against Transylvania.

Career Highlights

Played the 2010-11 season at Gulf Coast State CC, averaging 2.6 points and 1.2 rebounds ... Scored a career-high 16 points in his first collegiate game and shot 41.8 percent.

Personal

Born Feb. 15, 1991 in Lexington, Ky. ... Son of Bo and Joy Lanter ... Father played basketball at Kentucky (1980-82) ... Sister, Kyndall, plays soccer at Southern Miss

Lanter's Career Highs

	Opponent	Date		Opponent	Date
Points	0		FT Atts	0	
FG Made	0		Rebounds	2	vs. Mississippi State 2/27/13
FG Atts	1	Three times	Assists	0	
3FG Made	0		Steals	0	
3FG Atts	1	Two times	Blocks	0	
FT Made	0		Minutes	3	vs. Mississippi State 2/27/13

Lanter's Career Statistics

Year	G-S	Min.-Avg.	FG-A/Pct.	3FG-A/Pct.	FT-A/Pct.	Reb.-Avg.	PF-D	AT	TO	BS St	TP-Avg.
2012-13	6-0	9-1.5	0-3/.000	0-2/.000	0-0/.000	2-0.3	1-0	0	2	0 0	0-0.0
TOTAL	6-0	9-1.5	0-3/.000	0-2/.000	0-0/.000	2-0.3	1-0	0	2	0 0	0-0.0

Lanter's Career Game-by-Game Statistics

2012-13

Date	Opponent	Min	FG-A	3PT-A	FT-A	O-D-T	PF	A	TO	Blk	Stl	Pts
N. 9	vs. Maryland [Brooklyn]					DNP						
N. 13	vs. Duke [Atlanta]					DNP						
N. 16	LAFAYETTE	2	0-0	0-0	0-0	0-0-0	0	0	0	0	0	0
N. 21	MOREHEAD STATE					DNP						
N. 23	LIU BROOKLYN					DNP						
N. 29	at Notre Dame					DNP						
D. 1	BAYLOR					DNP						
D. 4	SAMFORD					DNP						
D. 8	PORTLAND	1	0-1	0-1	0-0	0-0-0	0	0	0	0	0	0
D. 15	LIPSCOMB					DNP						
D. 22	MARSHALL					DNP						
D. 29	at Louisville					DNP						
J. 2	EASTERN MICHIGAN	2	0-1	0-1	0-0	0-0-0	0	0	0	0	0	0
J. 10	at Vanderbilt					DNP						
J. 12	TEXAS A&M					DNP						
J. 15	TENNESSEE					DNP						
J. 19	at Auburn					DNP						
J. 22	at Alabama					DNP						
J. 26	LSU					DNP						
J. 29	at Ole Miss					DNP						
F. 2	at Texas A&M					DNP						
F. 5	SOUTH CAROLINA					DNP						
F. 9	AUBURN					DNP						
F. 12	at Florida					DNP						
F. 16	at Tennessee	1	0-0	0-0	0-0	0-0-0	0	0	0	0	0	0
F. 20	VANDERBILT					DNP						
F. 23	MISSOURI					DNP						
F. 27	MISSISSIPPI STATE	3	0-1	0-0	0-0	1-1-2	1	0	2	0	0	0
M. 2	at Arkansas					DNP						
M. 7	at Georgia	0	0-0	0-0	0-0	0-0	0	0	0	0	0	0
M. 9	FLORIDA					DNP						
M. 15	vs. Vanderbilt [SEC]					DNP						
M. 19	at Robert Morris [NIT]					DNP						



BRIAN LONG

5-9 • 155 • G • JUNIOR • DUMONT, N.J. • RIVER DELL HS



CAT SCRATCHES

Full name: Brian Long

Twitter: @brianlong32

Parents:

Brian and Patricia Long

Date of Birth: April 2, 1992

Place of Birth: Dumont, N.J.

High School Coach:

Brian Long

High School Mascot:

Hawks

Major: Communications

2012-13

Academic All-SEC ... Appeared in three games in his sophomore season ... Registered his first career steal in a win over Mississippi State, while also attempting a pair of field goals ... Saw two minutes against Eastern Michigan ... Logged a pair of minutes against Lafayette ... Logged two minutes in exhibition against Northwood ... Saw three minutes of action against Transylvania.

2011-12

Academic All-SEC ... Saw action in 12 games ... Made an appearance in UK's opening NCAA Tournament victory over WKU ... Saw action in a win over Georgia ... Logged his first action in conference play in the win over Ole Miss ... Played in one minute of a victory over Lamar ... Logged a minute of action in a win over Loyola ... Appeared in the Samford win logging one minute ... Saw two minutes of action in a win over Chattanooga ... Played in two minutes of UK's win over St. John's ... Pulled down a defensive rebound in two minutes of action in a win over Portland ... Saw the floor for two

minutes in a win over Radford ... Tallied his first career points with a 2-for-4 showing at the free throw line in a win over Penn State ... Also pulled down his first career rebound in that victory ... Saw his first career action in a UK victory over Marist ... Made two appearances in the exhibition contests ... Played seven minutes in the win over Morehouse and pulled down one rebound.

High School

Averaged 9.6 pts. and 5.0 assists per game in senior season at River Dell High School ... Named First Team All-Conference Big North ... Honorable Mention All-County (Bergen County) ... Helped lead team to state playoffs ... As a junior, averaged 9.0 pts. and 4.0 assists per game ... Named Second Team All-League (Bergen County scholastic League)

Personal

Born April 2, 1992 in Dumont, N.J. ... Son of Brian and Patricia Long ... Has two brothers, Keith and Travis, that played college basketball, Keith at UNLV and Travis at Memphis ... Father played basketball at Creighton.

Long's Career Highs

	Points	Opponent	Date	FT Atts	Opponent	Date
	2	vs. Penn State	11/19/11	4	vs. Penn State	11/19/11
	0			1	Two times	
	2	vs. Mississippi State	2/27/13	0		
	0			1	vs. Mississippi State	2/27/13
	1	vs. Lafayette	11/16/12	0		
	2	vs. Penn State	11/19/11	4	vs. Penn State	11/19/11

Long's Career Statistics

Year	G-S	Min.-Avg.	FG-A/Pct.	3FG-A/Pct.	FT-A/Pct.	Reb.-Avg.	PF-D	AT	TO	BS	St	TP-Avg.
2011-12	12-0	17-1.4	0-1/.000	0-0/.000	2-4/.500	2-0.2	0-0	0	0	0	0	2-0.2
2012-13	3-0	6-2.0	0-3/.000	0-1/.000	0-0/.000	0-0.0	0-0	0	0	0	1	0-0.0
TOTAL	15-0	23-1.5	0-4/.000	0-1/.000	2-4/.500	2-0.1	0-0	0	0	0	1	2-0.1

2013 - 2014 KENTUCKY MEN'S BASKETBALL

Long's Career Game-by-Game Statistics

2012-13

Date	Opponent	Min	FG-A	3PT-A	FT-A	O-D-T	PF	A	TO	Bk	Stl	Pts
N. 9	vs. Maryland [Brooklyn]					DNP						
N. 13	vs. Duke [Atlanta]					DNP						
N. 16	LAFAYETTE	2	0-1	0-1	0-0	0-0-0	0	0	0	0	0	0
N. 21	MOREHEAD STATE					DNP						
N. 23	LIU BROOKLYN					DNP						
N. 29	at Notre Dame					DNP						
D. 1	BAYLOR					DNP						
D. 4	SAMFORD					DNP						
D. 8	PORTLAND					DNP						
D. 15	LIPSCOMB					DNP						
D. 22	MARSHALL					DNP						
D. 29	at Louisville					DNP						
J. 2	EASTERN MICHIGAN	2	0-0	0-0	0-0	0-0-0	0	0	0	0	0	0
J. 10	at Vanderbilt					DNP						
J. 12	TEXAS A&M					DNP						
J. 15	TENNESSEE					DNP						
J. 19	at Auburn					DNP						
J. 22	at Alabama					DNP						
J. 26	LSU					DNP						
J. 29	at Ole Miss					DNP						
F. 2	at Texas A&M					DNP						
F. 5	SOUTH CAROLINA					DNP						
F. 9	AUBURN					DNP						
F. 12	at Florida					DNP						
F. 16	at Tennessee					DNP						
F. 20	VANDERBILT					DNP						
F. 23	MISSOURI					DNP						
F. 27	MISSISSIPPI STATE	2	0-2	0-0	0-0	0-0-0	0	0	0	0	1	0
M. 2	at Arkansas					DNP						
M. 7	at Georgia					DNP						
M. 9	FLORIDA					DNP						
M. 15	vs. Vanderbilt [SEC]					DNP						
M. 19	at Robert Morris [NIT]					DNP						

2011-12

Date	Opponent	Min	FG-A	3PT-A	FT-A	O-D-T	PF	A	TO	Bk	Stl	Pts
N. 11	MARIST	1	0-0	0-0	0-0	0-0-0	0	0	0	0	0	0
N. 15	vs. Kansas [New York]					DNP						
N. 19	vs. Penn State [Uncasville, Conn.]	4	0-0	0-0	2-4	1-0-1	0	0	0	0	0	2
N. 20	vs. Old Dominion [Uncasville, Conn.]					DNP						
N. 23	RADFORD	2	0-0	0-0	0-0	0-0-0	0	0	0	0	0	0
N. 26	PORTLAND	2	0-1	0-0	0-0	0-1-1	0	0	0	0	0	0
D. 1	ST. JOHN'S	2	0-0	0-0	0-0	0-0-0	0	0	0	0	0	0
D. 3	NORTH CAROLINA					DNP						
D. 10	at Indiana					DNP						
D. 17	CHATTANOOGA	1	0-0	0-0	0-0	0-0-0	0	0	0	0	0	0
D. 20	SAMFORD	1	0-0	0-0	0-0	0-0-0	0	0	0	0	0	0
D. 22	LOYOLA	1	0-0	0-0	0-0	0-0-0	0	0	0	0	0	0
D. 28	LAMAR	1	0-0	0-0	0-0	0-0-0	0	0	0	0	0	0
D. 31	LOUISVILLE					DNP						
J. 3	vs. Arkansas Little-Rock [L'ville]					DNP						
J. 7	SOUTH CAROLINA					DNP						
J. 11	at Auburn					DNP						
J. 14	at Tennessee					DNP						
J. 17	ARKANSAS					DNP						
J. 21	ALABAMA					DNP						
J. 24	at Georgia					DNP						
J. 28	at LSU					DNP						
J. 31	TENNESSEE					DNP						
F. 4	at South Carolina					DNP						
F. 7	FLORIDA					DNP						
F. 11	at Vanderbilt					DNP						
F. 18	OLE MISS	1	0-0	0-0	0-0	0-0-0	0	0	0	0	0	0
F. 21	at Mississippi State					DNP						



SAM MALONE

5-11 • 185 • G • JUNIOR • SCITUATE, MASS. • SCITUATE HS



CAT SCRATCHES

Full name: Sam Malone
Twitter: @SamMaloneuk13
Parents:
 Joe and Linda Malone
Date of Birth: Dec. 6, 1991
Place of Birth:
 Boston, Mass.
High School Coach:
 Matt Poirier
High School Mascot:
 Sailors
Major: Business - Marketing

2012-13

Academic All-SEC ... Saw action in three games in his sophomore season ... Hauled in a career-high two rebounds in a win over Eastern Michigan ... Grabbed a rebound in three minutes against Mississippi State ... Posted two minutes against Eastern Michigan, grabbing two rebounds ... Tallied first minute of the regular season against Portland ... Logged two minutes in exhibition against Northwood ... Saw three minutes of action against Transylvania, scoring a bucket only his only shot.

2011-12

Academic All-SEC ... Suffered a torn ACL in the Chattanooga game and missed the remainder of the season after playing in six games prior to the injury ... Saw action for three minutes in a win over Chattanooga ... Registered an assist in UK's victory over St. John's ... Appeared in UK's win over Portland

... Scored on a fast-break lay-up and pulled down a pair of rebounds in a win over Radford ... Played in a career-high four minutes in a win over Penn State ... Poured in four points in UK's season-opening victory over Marist ... Saw action in both of UK's exhibition games ... Played seven minutes, scoring two points, pulling down one rebound and swatting one shot in the win over Morehouse.

High School

Averaged 14.0 pts, 9.0 assists and 4.0 steals as a senior at Scituate HS ... Named a 2011 League All-Star ... Helped lead The Tilton School (N.H.) to a 2009 National Prep title ... 2008 state finalist with Tilton High School.

Personal

Born Dec. 6, 1991 in Boston ... Son of Joe and Linda Malone ... Has two brothers, Joe Jr. and Charlie and a sister, Carolyn.

Malone's Career Highs

		Opponent	Date			Opponent	Date
Points	4	vs. Marist	11/11/11	FT Atts	0		
FG Made	2	vs. Marist	11/11/11	Rebounds	2	Two times	
FG Atts	2	Two times		Assists	1	vs. St. John's	12/1/11
3FG Made	0			Steals	0		
3FG Atts	0			Blocks	0		
FT Made	0			Minutes	4	vs. Penn State	11/19/11

Malone's Career Statistics

Year	G-S	Min.-Avg.	FG-A/Pct.	3FG-A/Pct.	FT-A/Pct.	Reb.-Avg.	PF-D	AT	TO	BS	St	TP-Avg.
2011-12	6-0	13-2.2	3-6/.500	0-0/.000	0-0/.000	2-0.3	0-0	1	4	0	0	6-1.0
2012-13	3-0	6-2.0	0-0/.000	0-0/.000	0-0/.000	3-1.0	0-0	0	2	0	0	0-0.0
TOTAL	9-0	19-2.1	3-6/.500	0-0/.000	0-0/.000	5-0.6	0-0	1	6	0	0	6-0.7

2013 - 2014 KENTUCKY MEN'S BASKETBALL

Malone's Career Game-by-Game Statistics

2012-13

Date	Opponent	Min	FG-A	3PT-A	FT-A	O-D-T	PF	A	TO	Blk	Stl	Pts	Date	Opponent	Min	FG-A	3PT-A	FT-A	O-D-T	PF	A	TO	Blk	Stl	Pts
N. 9	vs. Maryland [Brooklyn]					DNP							F. 25	VANDERBILT					DNP						
N. 13	vs. Duke [Atlanta]					DNP							M. 1	GEORGIA					DNP						
N. 16	LAFAYETTE					DNP							M. 4	at Florida					DNP						
N. 21	MOREHEAD STATE					DNP							M. 9	vs. LSU [SEC]					DNP						
N. 23	LIU BROOKLYN					DNP							M. 10	vs. Florida [SEC]					DNP						
N. 29	at Notre Dame					DNP							M. 11	vs. Vanderbilt [SEC]					DNP						
D. 1	BAYLOR					DNP							M. 15	vs. Western Kentucky [NCAA]					DNP						
D. 4	SAMFORD					DNP							M. 17	vs. Iowa State [NCAA]					DNP						
D. 8	PORTLAND	1	0-0	0-0	0-0	0-0-0	0	0	0	0	0	0	M. 23	vs. Indiana [NCAA]					DNP						
D. 15	LIPSCOMB					DNP							M. 25	vs. Baylor [NCAA]					DNP						
D. 22	MARSHALL					DNP							M. 31	vs. Louisville [NCAA]					DNP						
D. 29	at Louisville					DNP							A. 2	vs. Kansas [NCAA]					DNP						
J. 2	EASTERN MICHIGAN	2	0-0	0-0	0-0	0-2-2	0	0	2	0	0	0													
J. 10	at Vanderbilt					DNP																			
J. 12	TEXAS A&M					DNP																			
J. 15	TENNESSEE					DNP																			
J. 19	at Auburn					DNP																			
J. 22	at Alabama					DNP																			
J. 26	LSU					DNP																			
J. 29	at Ole Miss					DNP																			
F. 2	at Texas A&M					DNP																			
F. 5	SOUTH CAROLINA					DNP																			
F. 9	AUBURN					DNP																			
F. 12	at Florida					DNP																			
F. 16	at Tennessee					DNP																			
F. 20	VANDERBILT					DNP																			
F. 23	MISSOURI					DNP																			
F. 27	MISSISSIPPI STATE	3	0-0	0-0	0-0	1-0-1	0	0	0	0	1	0													
M. 2	at Arkansas					DNP																			
M. 7	at Georgia					DNP																			
M. 9	FLORIDA					DNP																			
M. 15	vs. Vanderbilt [SEC]					DNP																			
M. 19	at Robert Morris [NIT]					DNP																			

2011-12

Date	Opponent	Min	FG-A	3PT-A	FT-A	O-D-T	PF	A	TO	Blk	Stl	Pts
N. 11	MARIST	1	2-2	0-0	0-0	0-0-0	0	0	0	0	0	4
N. 15	vs. Kansas [New York]					DNP						
N. 19	vs. Penn State [Uncasville, Conn.]	4	0-1	0-0	0-0	0-0-0	0	0	0	0	0	0
N. 20	vs. Old Dominion [Uncasville, Conn.]					DNP						
N. 23	RADFORD	2	1-2	0-0	0-0	0-2-2	0	0	1	0	0	2
N. 26	PORTLAND	1	0-0	0-0	0-0	0-0-0	0	0	0	0	0	0
D. 1	ST. JOHN'S	2	0-1	0-0	0-0	0-0-0	0	1	1	0	0	0
D. 3	NORTH CAROLINA					DNP						
D. 10	at Indiana					DNP						
D. 17	CHATTANOOGA	3	0-0	0-0	0-0	0-0-0	0	0	2	0	0	0
D. 20	SAMFORD					DNP						
D. 22	LOYOLA					DNP						
D. 28	LAMAR					DNP						
D. 31	LOUISVILLE					DNP						
J. 3	vs. Arkansas Little-Rock [L'ville]					DNP						
J. 7	SOUTH CAROLINA					DNP						
J. 11	at Auburn					DNP						
J. 14	at Tennessee					DNP						
J. 17	ARKANSAS					DNP						
J. 21	ALABAMA					DNP						
J. 24	at Georgia					DNP						
J. 28	at LSU					DNP						
J. 31	TENNESSEE					DNP						
F. 4	at South Carolina					DNP						
F. 7	FLORIDA					DNP						
F. 11	at Vanderbilt					DNP						
F. 18	OLE MISS					DNP						
F. 21	at Mississippi State					DNP						



JARROD POLSON

6-2 • 182 • G • SENIOR • NICHOLASVILLE, KY • WEST JESSAMINE



CAT SCRATCHES

Full Name: Jarrod Brannon Polson
Twitter: @jpolson05
Parents: George and Chrisi Polson
Date of Birth: May 8, 1991
Place of Birth: Lexington, Ky.
High School Coach: Damon Kelley
High School Mascot: Colts
Major: Business - Marketing

2012-13

Academic All-SEC ... Graduated in three years with a degree in Finance in the spring of 2013 ... Will pursue a second degree this year ... Played in all 33 games ... Had three double-figure scoring efforts, while setting career-highs in nearly every category ... Scored 10 points and dished out three assists in a career-high 31 minutes against Robert Morris in NIT ... Totaled four points, two rebounds and two assists in 13 minutes of work in win over Florida ... Tallied nine points, four rebounds and three assists in win over Mississippi State ... Scored a career-high 11 points in first career start at Tennessee while tying his career high with four rebounds ... Totaled four points, including a 3-pointer in 15 minutes at Florida ... Hit his first career 3-pointer in SEC play while playing a career-best in league play 20 minutes to go along with three boards and two steals in a win over Auburn ... Grabbed a pair of rebounds and dished two assists in 11 minutes of action in win over South Carolina ... Hit a pair of free throws, grabbed a rebound and handed out an assist in 13 minutes in win at Texas A&M ... Scored two points and grabbed two rebounds in 15 minutes at Ole Miss ... Grabbed three rebounds and handed out two assists in 14 minutes at Alabama ... Tallied six points and three rebounds while registering first career block in 10 minutes in win at Auburn ... Grabbed a career-high four rebounds in win over Eastern Michigan ... Tallied seven points in win over Lipscomb ... Dished out a career-high four assists against Samford, while tying career-best with two steals ... Totaled five points, two rebounds, an assist and a steal in 19 minutes against LIU-Brooklyn ... Connected on his first career 3-pointer, scoring seven points, dishing out three assists and recording a career-high two steals in a career-high 26 minutes against Lafayette ... Saw 12 minutes of action, grabbing one rebound against Duke ... Established career highs in points (10), assists (3), FG made (4) and minutes (22) in season opener against Maryland.

2011-12

Academic All-SEC ... Played in 11 games in his sophomore season ... Saw action in UK's NCAA Tournament-opening victory over WKU ... Played four minutes in Kentucky's win over Georgia ... Saw his first action in SEC play in a win over Ole Miss ... Registered a steal in a win over Lamar ... Tallied a minute of action in a win over Loyola ... Logged two minutes of action in a win over Samford ... Saw action for two minutes in a win over Chattanooga ... Missed the St. John's game due to a lower back injury ... Registered his first career

steal in a victory over Portland ... Grabbed a rebound in four minutes of action in a win over Radford ... Pulled down a career-high three rebounds and notched his first point of the season with a free throw in career-high minutes vs. Penn State ... Played in five minutes in a UK victory over Marist ... Saw action in both exhibition victories ... Played 15 minutes and sunk a 3-pointer in the win over Morehouse while also dishing out a trio of assists.

2010-11

Academic All-SEC ... Played in 17 of 38 games, including six of 16 SEC games ... Played three minutes on the road in hostile Memorial Gymnasium against Vanderbilt ... Played one minute in the first half at Florida, pulling down one rebound and taking two shot attempts ... Played three minutes in first half win at South Carolina, tying an SEC-career high ... Logged three minutes against LSU ... Scored two points on 2-of-2 shooting from the free-throw line against Penn ... Grabbed his first rebound of the season, playing three minutes vs. Coppin State ... Logged three minutes, making his first basket of the season against Winthrop ... Played one minute against Indiana ... Played one minute on the road against North Carolina ... Scored his first two points of his career against Boston by converting on both of his free-throw attempts ... Played a season-high four minutes against Boston ... Played two minutes on the road against Portland ... Played one minute in UK's season opener against East Tennessee State ... Registered two minutes in the exhibition against Pikeville ... Scored one point, grabbed one rebound and dished out one assist in five minutes of UK's exhibition win over Dillard.

High School

Averaged 18.2 points, 6.4 assists and 4.9 rebounds as a senior at West Jessamine High School, leading the squad to the second round of the Sweet 16 state tournament ... Scored 40 of the team's 60 points in the regional semifinals and 31 of the squad's 51 points in the regional finals to help West Jessamine advance to the Sweet 16 state tournament ... Finished his career as the school's all-time leading scorer with 1,884 points ... Named First Team All-State by a number of publications.

Personal

Born on May 8, 1991 ... Son of George and Chrisi Polson ... Walk-on who earned a scholarship ... Chose Kentucky over Liberty.

Polson's Career Highs

	Opponent	Date		Opponent	Date
Points	4 vs. Marist	11/11/11	FT Atts	0	
FG Made	2 vs. Marist	11/11/11	Rebounds	2 Two times	
FG Atts	2 Two times		Assists	1 vs. St. John's	12/1/11
3FG Made	0		Steals	0	
3FG Atts	0		Blocks	0	
FT Made	0		Minutes	4 vs. Penn State	11/19/11

2013 - 2014 KENTUCKY MEN'S BASKETBALL

Polson's Career Statistics

Year	G-S	Min.-Avg.	FG-A/Pct.	3FG-A/Pct.	FT-A/Pct.	Reb.-Avg.	PF-D	AT	TO	BS St	TP-Avg.
2010-11	17-0	31-1.8	1-7/.143	0-1/.000	4-4/1.000	2-0.1	2-0	0	3	0	6-0.4
2011-12	11-0	21-2.8	0-2/.000	0-1/.000	1-4/.250	4-0.4	4-0	1	5	0	1-0.1
2012-13	33-1	457-13.8	36-68/.529	6-21/.286	23-32/.719	55-1.7	47-0	35	25	2	101-3.1
Total	61-1	519-8.5	37-77/.481	6-23/.261	28-40/.700	61-1.0	53-0	36	33	2	108-1.8

Polson's Career Game-by-Game Statistics

2012-13

Date	Opponent	Min	FG-A	3PT-A	FT-A	O-D-T	PF	A	TO	Blk	Stl	Pts
N. 9	vs. Maryland [Brooklyn]	22	4-5	0-1	2-2	2-0-2	1	3	0	0	1	10
N. 13	vs. Duke [Atlanta]	12	0-0	0-0	0-0	0-1-1	3	0	1	0	0	0
N. 16	LAFAYETTE	26	3-5	1-2	0-0	0-2-2	2	3	1	0	2	7
N. 21	MOREHEAD STATE	13	0-0	0-0	2-2	0-1-1	2	0	0	0	0	2
N. 23	LIU BROOKLYN	19	2-3	1-1	0-1	0-2-2	1	1	1	0	1	5
N. 29	at Notre Dame	16	1-3	0-2	0-0	1-0-1	1	1	0	0	0	2
D. 1	BAYLOR	4	0-0	0-0	0-0	0-0-0	0	0	0	0	0	0
D. 4	SAMFORD	21	0-3	0-1	1-2	0-1-1	2	4	2	0	2	1
D. 8	PORTLAND	4	0-1	0-0	0-0	0-1-1	0	0	0	0	0	0
D. 15	LIPSCOMB	15	3-5	0-0	1-3	1-0-1	1	1	2	0	1	7
D. 22	MARSHALL	9	0-0	0-0	0-0	0-1-1	1	0	0	0	0	0
D. 29	at Louisville	2	0-0	0-0	0-0	0-1-1	0	0	0	0	0	0
J. 2	EASTERN MICHIGAN	11	0-3	0-3	2-2	1-3-4	0	2	0	0	0	2
J. 10	at Vanderbilt	1	0-0	0-0	0-0	0-0-0	1	0	0	0	0	0
J. 12	TEXAS A&M	1	0-0	0-0	0-0	0-0-0	0	0	0	0	0	0
J. 15	TENNESSEE	7	0-0	0-0	0-0	0-0-0	0	0	0	0	0	0
J. 19	at Auburn	10	3-3	0-0	0-0	1-2-3	2	0	1	1	0	6
J. 22	at Alabama	14	1-2	0-0	0-0	1-2-3	2	2	0	0	0	2
J. 26	LSU	14	1-1	0-0	0-0	0-1-1	3	0	1	0	0	2

2010-11

Date	Opponent	Min	FG-A	3PT-A	FT-A	O-D-T	PF	A	TO	Blk	Stl	Pts
F. 4	at South Carolina											DNP
F. 7	FLORIDA											DNP
F. 11	at Vanderbilt											DNP
F. 18	OLE MISS	1	0-0	0-0	0-0	0-0-0	0	0	0	0	0	0
F. 21	at Mississippi State											DNP
F. 25	VANDERBILT											DNP
M. 1	GEORGIA	4	0-0	0-0	0-0	0-0-0	0	0	0	0	0	0
M. 4	at Florida											DNP
M. 9	vs. LSU [SEC]											DNP
M. 10	vs. Florida [SEC]											DNP
M. 11	vs. Vanderbilt [SEC]											DNP
M. 15	vs. Western Kentucky [NCAA]	0+	0-0	0-0	0-0	0-0-0	0	0	0	0	0	0
M. 17	vs. Iowa State [NCAA]											DNP
M. 23	vs. Indiana [NCAA]											DNP
M. 25	vs. Baylor [NCAA]											DNP
M. 31	vs. Louisville [NCAA]											DNP
A. 2	vs. Kansas [NCAA]											DNP
N. 12	EAST TENNESSEE STATE	1	0-0	0-0	0-0	0-0-0	0	0	0	0	0	0
N. 19	vs. Portland [Portland]	2	0-1	0-1	0-0	0-0-0	1	0	0	0	0	0
N. 22	vs. Oklahoma [Maui]											DNP
N. 23	vs. Washington [Maui]	1	0-0	0-0	0-0	0-0-0	0	0	0	0	0	0
N. 24	vs. Connecticut [Maui]											DNP
N. 30	BOSTON	4	0-1	0-0	2-2	0-0-0	0	0	0	0	0	2
D. 4	at North Carolina	1	0-0	0-0	0-0	0-0-0	0	0	0	0	0	0
D. 8	vs. Notre Dame [L'ville]											DNP
D. 11	INDIANA	1	0-0	0-0	0-0	0-0-0	0	0	0	0	0	0
D. 18	MISS. VALLEY ST											DNP
D. 22	WINTHROP	3	1-1	0-0	0-0	0-0-0	0	0	1	0	0	2
D. 28	COPPIN STATE	3	0-1	0-0	0-0	0-1-1	0	0	1	0	0	0
D. 31	at Louisville											DNP
J. 3	PENN	1	0-0	0-0	2-2	0-0-0	0	0	0	0	0	2
J. 8	at Georgia											DNP
J. 11	AUBURN	1	0-0	0-0	0-0	0-0-0	0	0	0	0	0	0
J. 15	LSU	3	0-0	0-0	0-0	0-0-0	0	0	0	0	0	0
J. 18	at Alabama											DNP
J. 22	at South Carolina	3	0-1	0-0	0-0	0-0-0	0	0	0	0	0	0
J. 29	GEORGIA											DNP
F. 1	at Ole Miss											DNP
F. 5	at Florida	1	0-2	0-0	0-0	0-1-1	0	0	1	0	0	0
F. 8	TENNESSEE											DNP
F. 12	at Vanderbilt	3	0-0	0-0	0-0	0-0-0	0	0	0	0	0	0
F. 15	MISSISSIPPI STATE											DNP
F. 19	SOUTH CAROLINA	1	0-0	0-0	0-0	0-0-0	1	0	0	0	0	0
F. 23	at Arkansas											DNP
F. 26	FLORIDA											DNP
M. 1	VANDERBILT											DNP
M. 6	at Tennessee											DNP
M. 11	vs. Ole Miss [SEC]											DNP
M. 12	vs. Alabama [SEC]	1	0-0	0-0	0-0	0-0-0	0	0	0	0	0	0
M. 13	vs. Florida [SEC]	1	0-0	0-0	0-0	0-0-0	0	0	0	0	0	0
M. 17	vs. Princeton [NCAA]											DNP
M. 19	vs. West Virginia [NCAA]											DNP
M. 25	vs. Ohio State [NCAA]											DNP
M. 27	vs. North Carolina [NCAA]											DNP
A. 2	vs. Connecticut [NCAA]											DNP

2011-12

Date	Opponent	Min	FG-A	3PT-A	FT-A	O-D-T	PF	A	TO	Blk	Stl	Pts
N. 11	MARIST	5	0-0	0-0	0-0	0-0-0	2	0	0	0	0	0
N. 15	vs. Kansas [New York]											DNP
N. 19	vs. Penn State [Uncasville, Conn.]	10	0-1	0-0	1-2	0-3-3	0	0	1	0	0	1
N. 20	vs. Old Dominion [Uncasville, Conn.]											DNP
N. 23	RADFORD	4	0-0	0-0	0-0	0-1-1	1	0	0	0	0	0
N. 26	PORTLAND	1	0-0	0-0	0-0	0-0-0	0	0	1	0	1	0
D. 1	ST. JOHN'S											DNP
D. 3	NORTH CAROLINA											DNP
D. 10	at Indiana											DNP
D. 17	CHATTANOOGA	2	0-1	0-1	0-2	0-0-0	1	0	1	0	0	0
D. 20	SAMFORD	2	0-0	0-0	0-0	0-0-0	0	0	0	0	0	0
D. 22	LOYOLA	1	0-0	0-0	0-0	0-0-0	0	1	0	0	0	0
D. 28	LAMAR	1	0-0	0-0	0-0	0-0-0	0	0	2	0	1	0
D. 31	LOUISVILLE											DNP
J. 3	vs. Arkansas Little-Rock [L'ville]											DNP
J. 7	SOUTH CAROLINA											DNP
J. 11	at Auburn											DNP
J. 14	at Tennessee											DNP
J. 17	ARKANSAS											DNP
J. 21	ALABAMA											DNP
J. 24	at Georgia											DNP
J. 28	at LSU											DNP
J. 31	TENNESSEE											DNP

ALEX POYTHRESS

6-8 • 239 • F • SOPHOMORE • CLARKSVILLE, TENN. • NORTHEAST



CAT SCRATCHES

Full name:

Alexander Antoine Poythress

Twitter: @AlextheGreat22

Parent: Regina Poythress

Date of Birth: Sept. 6, 1993

Place of Birth:

Savannah, Ga.

High School Coach:

Al Cooper

High School Mascot:

Eagles

Major:

Business Administration

2012-13

Academic All-SEC ... SEC Freshman of the Week (11/19) ... Freshman All-SEC ... Appeared in all 33 games, making 31 starts ... Ranked second on the team with 11.2 points, while also hauling in an average of 6.0 rebounds per outing ... Tallied nine points and career-high 12 rebounds in win over Florida ... Recorded 16 points and eight rebounds in win over Mississippi State ... Posted 21 points and seven rebounds in career-high 40 minutes against Missouri ... Grabbed nine rebounds in win over South Carolina ... Was 5-of-6 from the free throw line in win at Texas A&M ... Scored 15 points, while grabbing seven rebounds in win at Ole Miss ... Tallied first career 20-10 game against LSU with 20 points and a career-high 12 rebounds ... Posted 12 points and seven rebounds in win at Auburn ... Scored 10 points while grabbing eight rebounds in 24 minutes against Tennessee ... Totaled 12 points and six rebounds in 21 minutes against Texas A&M ... Posted seven points, six rebounds in SEC debut at Vanderbilt ... Tallied 16 points and five boards against Eastern Michigan ... Logged nine points and nine rebounds in win over Marshall ... Recorded game-high 15 points to go with six rebounds and two blocks against Portland ... Totaled 16 points and eight rebounds in win over Samford ... Had 13 points and a career-high two blocks vs. Baylor ... Became first Wildcat to have four-straight 20-point games since Jodie Meeks in the 2008-09 season ... First UK freshman to record four-straight 20-

point games since Dwight Anderson in 1978-79 season ... Tied career-high 22 points against LIU Brooklyn while grabbing a career-high nine rebounds ... Tallied 20 points, including 8-8 from the FT line, and eight rebounds against Morehead State ... Scored a career-high 22 points against Lafayette ... Posted then career-highs in points (20), rebounds (7) and minutes played (37) against Duke ... In collegiate debut against Maryland, tallied eight points and seven rebounds.

High School

Named Tennessee's Mr. Basketball and was also named Gatorade State Player of the Year ... Earned Parade and McDonalds All-America honors ... Seventh overall player and the No. 3 small forward by Scout.com ... Rated eighth overall and No. 2 at his position by Rivals.com ... ESPN recruiting ranked him 13th overall and No. 3 at his position.

Personal

Son of Regina and Antoine Poythress ... Chose Kentucky over Florida, Memphis, Vanderbilt and Western Kentucky ... Twin sister Alexis also attends UK ... Born Sept. 6, 1993 in Savannah, Ga.

Poythress' Career Highs

	Points	Opponent	Date	FT Atts	Opponent	Date
	22	Two times		10	Two times	
	FG Made	9	Three times	Rebounds	12	Two times
	FG Atts	12	Two times	Assists	3	at Georgia
	3FG Made	2	vs. Samford	Steals	1	Six times
	3FG Atts	3	vs. Samford	Blocks	2	Two times
	FT Made	8	Two times	Minutes	40	vs. Missouri

Poythress' Career Statistics

Year	G-S	Min.-Avg.	FG-A/Pct.	3FG-A/Pct.	FT-A/Pct.	Reb.-Avg.	PF-D	AT	TO	BS	St	TP-Avg.
2012-13	33-31	852-25.8	133-299/.581	14-33/.424	91-132/.689	199-6.0	88-6	22	66	14	9	371-11.2
Total	33-31	852-25.8	133-299/.581	14-33/.424	91-132/.689	199-6.0	88-6	22	66	14	9	371-11.2

2013 - 2014 KENTUCKY MEN'S BASKETBALL

Poythress' Career Game-by-Game Statistics

2012-13

Date	Opponent	Min	FG-A	3PT-A	FT-A	O-D-T	PF	A	TO	Bk	Stl	Pts
N. 9	vs. Maryland [Brooklyn]	23	3-8	0-0	2-4	4-3-7	4	0	3	0	0	8
N. 13	vs. Duke [Atlanta]	37	9-12	1-2	1-2	5-3-8	2	0	2	0	0	20
N. 16	LAFAYETTE	23	9-10	0-0	4-5	1-4-5	0	0	2	1	1	22
N. 21	MOREHEAD STATE	38	6-12	0-0	8-8	3-5-8	1	0	2	0	0	20
N. 23	LIU BROOKLYN	29	9-11	0-0	4-6	0-9-9	4	1	2	0	0	22
N. 29	at Notre Dame	23	1-1	0-0	1-3	0-2-2	4	1	3	1	0	3
D. 1	BAYLOR	34	6-10	1-2	0-1	5-1-6	2	2	5	2	1	13
D. 4	SAMFORD	27	7-9	2-3	0-0	2-6-8	2	1	5	1	0	16
D. 8	PORTLAND	29	6-8	1-2	2-4	1-5-6	1	0	3	2	0	15
D. 15	LIPSCOMB	25	2-8	0-2	7-10	2-2-4	2	0	2	0	0	11
D. 22	MARSHALL	21	3-5	0-0	3-4	5-4-9	5	1	2	1	0	9
D. 29	at Louisville	15	2-4	1-2	2-6	1-4-5	2	0	2	0	0	7
J. 2	EASTERN MICHIGAN	23	5-8	0-2	6-8	2-3-5	3	1	2	0	0	16
J. 10	at Vanderbilt	23	2-3	0-1	3-4	0-6-6	5	0	4	1	0	7
J. 12	TEXAS A&M	21	4-8	1-1	3-3	3-3-6	0	1	0	0	0	12
J. 15	TENNESSEE	24	3-5	2-2	2-2	1-7-8	1	1	2	0	0	10
J. 19	at Auburn	29	3-7	0-0	6-8	3-4-7	1	0	3	0	1	12
J. 22	at Alabama	15	2-3	0-0	2-2	1-4-5	5	0	2	0	0	6
J. 26	LSU	30	6-9	0-0	8-10	4-8-12	3	0	1	0	1	20
J. 29	at Ole Miss	20	6-9	1-2	2-4	1-6-7	4	0	1	0	0	15
F. 2	at Texas A&M	27	0-3	0-1	5-6	0-4-4	4	0	1	0	0	5
F. 5	SOUTH CAROLINA	21	2-5	0-0	3-3	2-7-9	4	0	4	1	1	7
F. 9	AUBURN	27	3-5	0-1	2-2	1-1-2	4	2	2	0	1	8
F. 12	at Florida	29	1-9	0-1	3-5	2-2-4	0	2	3	0	2	5
F. 16	at Tennessee	20	2-4	0-0	0-1	1-1-2	5	0	1	0	0	4
F. 20	VANDERBILT	27	3-9	0-1	1-3	1-3-4	2	0	0	0	0	7
F. 23	MISSOURI	40	8-10	1-1	4-6	2-5-7	3	2	0	1	0	21
F. 27	MISSISSIPPI STATE	28	7-11	1-2	1-2	2-6-8	1	1	1	1	0	16
M. 2	at Arkansas	17	3-3	1-1	2-2	1-3-4	5	0	3	0	0	9
M. 7	at Georgia	19	1-3	0-1	2-3	1-3-4	5	3	0	0	1	4
M. 9	FLORIDA	32	4-7	0-1	1-2	3-9-12	1	2	1	0	0	9
M. 15	vs. Vanderbilt [SEC]	29	2-3	1-1	1-3	2-2-4	2	0	0	1	0	6
M. 19	at Robert Morris [NIT]	27	3-7	0-1	0-0	0-2-2	1	1	2	1	0	6



EJ FLOREAL

6-3 • 195 • G • FRESHMAN • LEXINGTON, KY. • DUNBAR



CAT SCRATCHES

Full name: Edrick Floreal, Jr.

Twitter: @BouncyE_24

Parents: LaVonna Martin-Floreal and Edrick Floreal

Date of Birth:

March 23, 1995

Place of Birth: Atlanta, Ga.

High School Coach:

Scott Chalk

High School Mascot:

Bulldogs

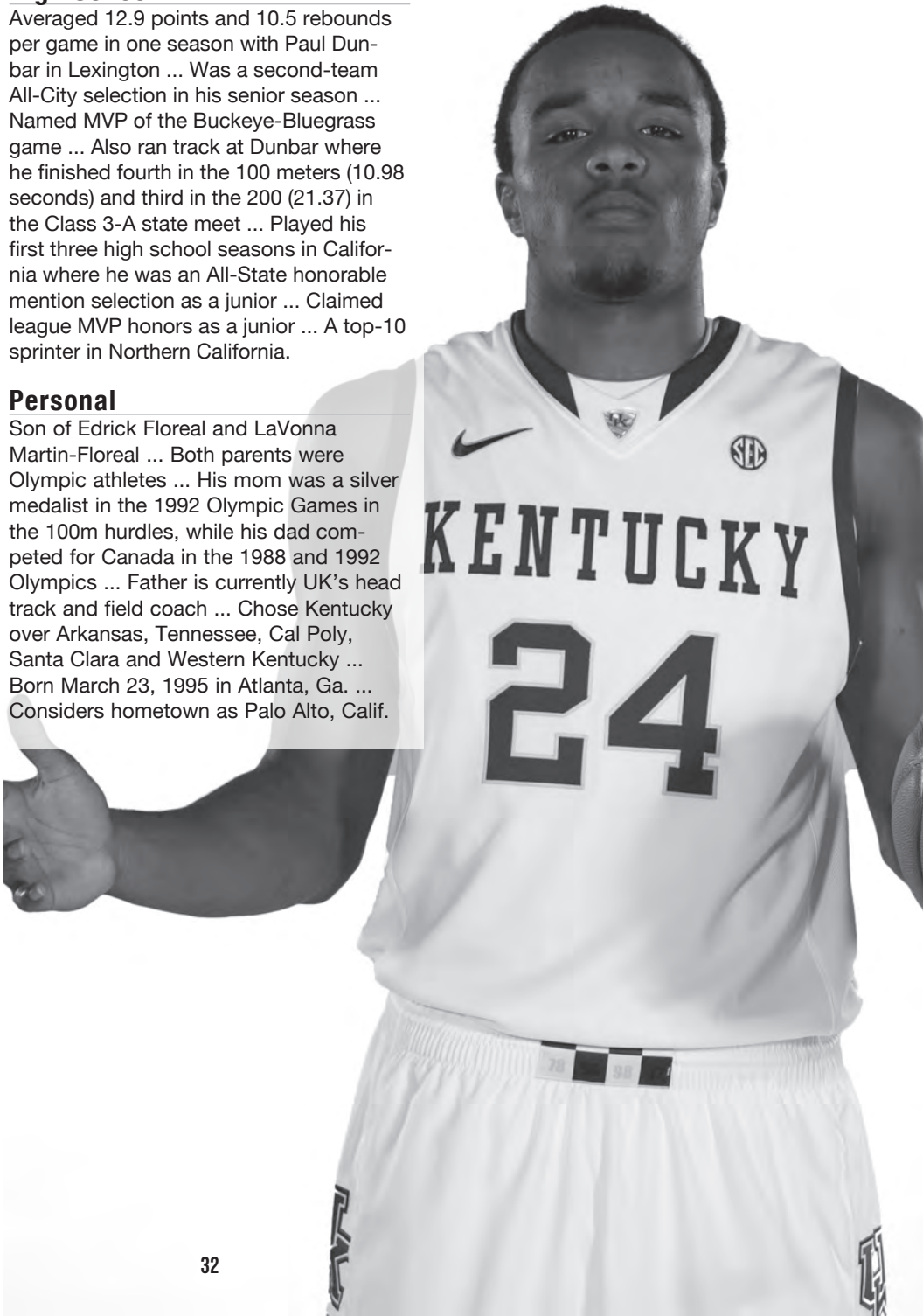
Major: Communications

High School

Averaged 12.9 points and 10.5 rebounds per game in one season with Paul Dunbar in Lexington ... Was a second-team All-City selection in his senior season ... Named MVP of the Buckeye-Bluegrass game ... Also ran track at Dunbar where he finished fourth in the 100 meters (10.98 seconds) and third in the 200 (21.37) in the Class 3-A state meet ... Played his first three high school seasons in California where he was an All-State honorable mention selection as a junior ... Claimed league MVP honors as a junior ... A top-10 sprinter in Northern California.

Personal

Son of Edrick Floreal and LaVonna Martin-Floreal ... Both parents were Olympic athletes ... His mom was a silver medalist in the 1992 Olympic Games in the 100m hurdles, while his dad competed for Canada in the 1988 and 1992 Olympics ... Father is currently UK's head track and field coach ... Chose Kentucky over Arkansas, Tennessee, Cal Poly, Santa Clara and Western Kentucky ... Born March 23, 1995 in Atlanta, Ga. ... Considers hometown as Palo Alto, Calif.



AARON HARRISON

6-6 • 218 • G • FRESHMAN • RICHMOND, TEXAS • TRAVIS



High School

Averaged 23.1 points, 5.2 rebounds and 2.5 assists in helping lead Travis to a state title in his senior season ... He averaged 18.1 points, 4.7 rebounds, 2.7 assists and 2.6 steals, leading his team to a 36-4 record and 5A State Championship game in 2011-12 ... His twin brother, Andrew, is also a member of the Wildcats' roster ... The oldest of the Harrison twins by a minute, Aaron was ranked the No. 1 shooting guard in the country by all three recruiting services, while Rivals and Scout both ranked him the fourth overall prospect in the country ... ESPN Recruiting ranked him fifth ... Participated in both the Jordan Brand Classic Game as well as the McDonald's High School All-America game.

Personal

Son of Aaron and Marian Harrison ... Chose Kentucky over Maryland, SMU, Baylor, Kansas and Arizona ... Born Oct. 28, 1994 in San Antonio, Texas.



CAT SCRATCHES

Full name:

Aaron Malik Harrison

Twitter: @AaronICE2

Parents:

Aaron and Marian Harrison

Date of Birth: Oct. 28, 1994

Place of Birth:

San Antonio, Texas

High School Coach:

Craig Brownson

High School Mascot: Tigers

Major:

Undergraduate Studies

ANDREW HARRISON

6-6 • 215 • G • FRESHMAN • RICHMOND, TEXAS • TRAVIS



CAT SCRATCHES

Full name:

Andrew Michael Harrison

Twitter: @DrewRoc5

Parents:

Aaron and Marian Harrison

Date of Birth: Oct. 28, 1994

Place of Birth:

San Antonio, Texas

High School Coach:

Craig Brownson

High School Mascot: Tigers

Major:


Undergraduate Studies

High School

Logged 15.8 points, 7.0 rebounds and 7.0 assists as a senior at Travis where he directed the squad to a state title in 2013 ... As a junior he averaged 12.5 points, 6.0 assists, 4.9 rebounds and 2.1 steals, while also helping guide his team to an appearance in the 5A State Championship game and a 36-4 record in 2011-12 ... His twin brother, Aaron, is also a member of the Wildcats' roster ... Ranked as the top point guard in the country by all three recruiting services and the third-best prospect in the country by ESPNU Recruiting ... Scout and Rivals both ranked him as the fifth-best prospect ... Suited up for both the McDonald's High School All-America and Jordan Brand Classic games.

Personal

Son of Aaron and Marian Harrison ... Chose Kentucky over Maryland, SMU, Baylor, Kansas and Arizona ... Born Oct. 28, 1994 in San Antonio, Texas.



DOMINIQUE HAWKINS

6-0 • 193 • G • FRESHMAN • RICHMOND, KY. • MADISON CENTRAL



High School

Averaged 20.4 points and 5.3 rebounds per game as a senior ... Was named the 2013 Kentucky Mr. Basketball and is the 17th player in UK history to claim the honor ... Also hauled in state Gatorade Player of the Year honors ... Directed Madison Central to the state championship and captured most valuable player honors after averaging 20.4 points, 5.6 rebounds, 2.9 assists and 1.8 steals per game throughout the Kentucky Boys Sweet Sixteen ... Rated as the No. 44 point guard by 247 Sports ... Rivals and Scout ranked him as a three-star player ... Played in the Derby Classic and the Kentucky-Indiana All-Stars game alongside current teammate, Derek Willis.

Personal

Son of Denise Hawkins and Doug Farris ... Born June 27, 1994 in Louisville, Ky. ... Has four younger siblings.



CAT SCRATCHES

Full name:

Dominique DaShawn Hawkins

Twitter: @Dhawk_25

Parents: Denise Hawkins and Doug Farris

Date of Birth: June 27, 1994

Place of Birth: Louisville, Ky.

High School Coach:

Allen Feldhaus

High School Mascot: Indians

Major: Communications

DAKARI JOHNSON

7-0 • 265 • C • FRESHMAN • BROOKLYN, N.Y. • MONTVERDE ACADEMY



CAT SCRATCHES

Full name: Dakari Naëem Pamoja Johnson

Twitter: @dslowmotion22

Parent: Makini Campbell

Date of Birth: Sept. 22, 1995

Place of Birth: Brooklyn, N.Y.

High School Coach: Kevin Boyle

High School Mascot: Eagles

Major: Communications

High School

Averaged 17.0 points, 11.0 rebounds and 4.3 blocks per game in his only season at Montverde Academy ... Johnson led his high school squad to a national championship at the National High School Invitational where he claimed MVP honors after logging 18 points and eight rebounds ... Johnson was a McDonald's All-American as well as a Jordan Brand Classic selection ... He notched 12 points and five rebounds in the McDonald's game, while pouring in eight points and snagging four rebounds at the Jordan Classic ... In addition to his high school accolades, Johnson suited up for Team USA Basketball's U17 squad in the summer of 2012 where he averaged 20 points and five boards a game for the world champions ... Johnson was rated as the No. 11 overall player by ESPN and the top player at his position ... Rivals ranked him as the No. 9 overall player and Scout listed him at No. 18.

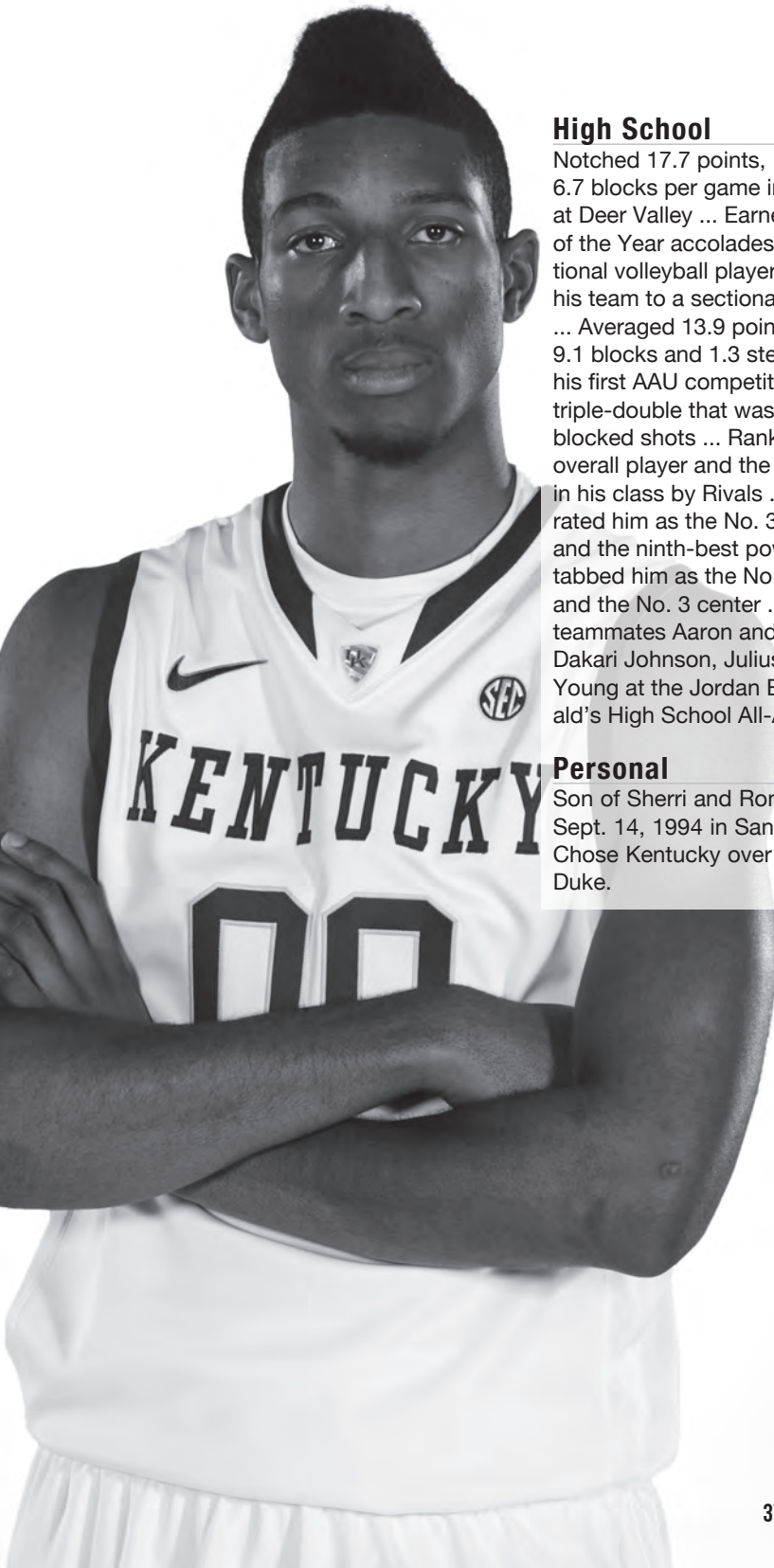
Personal

Son of Makini Campbell ... Born Sept. 22, 1995 in Brooklyn, N.Y. ... Comes from a family of basketball players ... Mother played basketball at Long Island University ... An uncle (Kojo Campbell) suited up for Stony Brook, while a cousin (Michael Murray) played at Coppin State ... Chose Kentucky over Syracuse, Georgetown, Kansas, North Carolina and Ohio State.



MARCUS LEE

6-9 • 215 • F • FRESHMAN • ANTIOCH, CALIF. • DEER VALLEY




High School

Notched 17.7 points, 19.5 rebounds and 6.7 blocks per game in his senior season at Deer Valley ... Earned Bay Area Player of the Year accolades ... Also an exceptional volleyball player who helped lead his team to a sectional title as a senior ... Averaged 13.9 points, 13.1 rebounds, 9.1 blocks and 1.3 steals as a junior ... In his first AAU competition he registered a triple-double that was highlighted by 11 blocked shots ... Ranked as the No. 17 overall player and the No. 5 power forward in his class by Rivals ... ESPN Recruiting rated him as the No. 30 overall prospect and the ninth-best power forward ... Scout tabbed him as the No. 40 overall player and the No. 3 center ... Joined current teammates Aaron and Andrew Harrison, Dakari Johnson, Julius Randle and James Young at the Jordan Brand and McDonald's High School All-America games.

Personal

Son of Sherri and Ronnie Lee ... Born Sept. 14, 1994 in San Francisco, Calif. ... Chose Kentucky over Cal, Louisville and Duke.



CAT SCRATCHES

Full name: Marcus Andrew Lee

Twitter: @SuperKingMe

Parents: Sheri and Ronnie Lee

Date of Birth: Sept. 14, 1994

Place of Birth:

San Francisco, Calif.

High School Coach:

LeChet Phillips

High School Mascot:

Wolverines

Major: Undergraduate Studies

JULIUS RANDLE

6-9 • 250 • F • FRESHMAN • DALLAS, TEXAS • PRESTONWOOD CHRISTIAN



CAT SCRATCHES

Full name: Julius Deion Randle
Twitter: @J30_RANDLE
Parent: Carolyn Kyles
Date of Birth: Nov. 29, 1994
Place of Birth: Dallas, Texas
High School Coach: Chris Mayberry
High School Mascot: Lions
Major: Undergraduate Studies

High School

Averaged 32.5 points and 22.5 rebounds per game as a senior en route to claiming the state title ... Won state titles at Prestonwood Christian Academy during his freshman, junior and senior seasons ... Was the nation's consensus top power forward and was ranked the No. 2 overall player by Rivals, the No. 3 overall player by ESPN and the No. 5 overall player by Scout ... The McDonald's All-America selection posted 11 points and seven rebounds in the annual all-star game ... He earned co-MVP honors of the Jordan Brand Classic game with 19 points and seven rebounds ... Played in the FIBA tournament with Team USA's U18 squad where he averaged 14.2 points and 6.6 rebounds per game ... In his final three high school contests he poured in 34 or more points and 15 or more rebounds in each contest.

Personal

Son of Carolyn Kyles ... Born Nov. 29, 1994 in Dallas, Texas ... His mother played basketball at Texas-Arlington ... Chose Kentucky over Kansas, Texas and Florida.



DEREK WILLIS

6-9 • 205 • F • FRESHMAN • MT. WASHINGTON, KY. • BULLITT EAST



High School

Scored 17.4 points and hauled in 9.4 rebounds per game as a senior ... Averaged 18.0 points and 9.3 rebounds while leading his team to the Sweet 16 in Rupp Arena as a junior ... Won two 6th Region titles ... The first player to commit to the 2013-14 class ... Rivals tabbed Willis as the No. 25 power forward, while Scout ranked him at No. 27 ... ESPNU Recruiting rated him at No. 37 at his position ... Appeared in the Derby Classic and the Kentucky-Indiana All-Stars games alongside current teammate, Dominique Hawkins.

Personal

Son of Trudy and Del Willis ... Born June 21, 1995 in Louisville, Ky. ... Chose Kentucky over Indiana, Louisville and Purdue.



CAT SCRATCHES

Full name:

Derek Xavier Willis

Twitter: @derek_willis33

Parents: Del and Trudy Willis

Date of Birth: June 21, 1995

Place of Birth: Louisville, Ky.

High School Coach:

Troy Barr

High School Mascot:

Chargers

Major:

Undergraduate Studies

JAMES YOUNG

6-6 • 215 • G/F • FRESHMAN • ROCHESTER HILLS, MICH. • ROCHESTER



CAT SCRATCHES

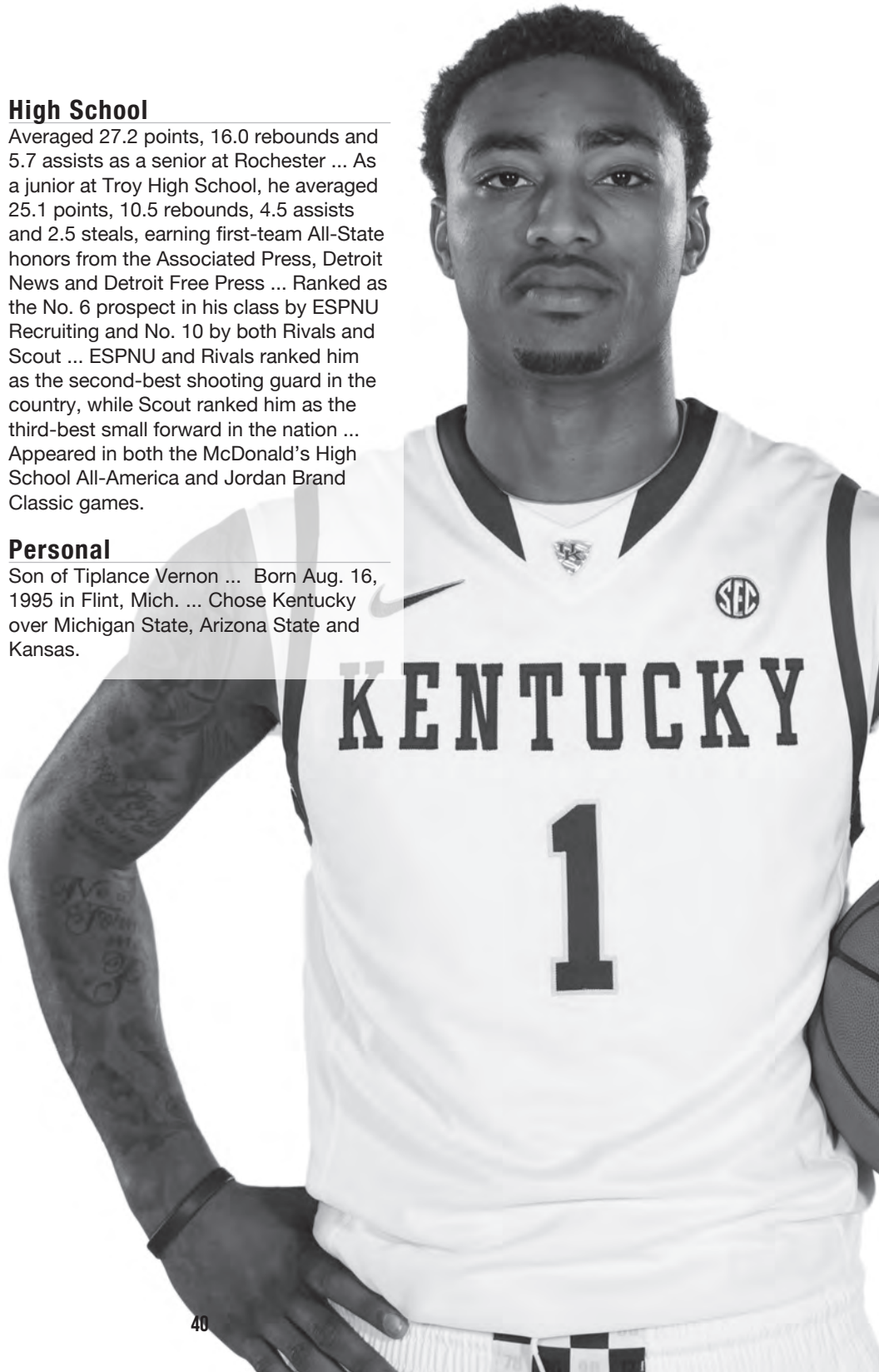
Full name: James Young
Parent: Tiplance Vernon
Date of Birth: Aug. 16, 1995
Place of Birth: Flint, Mich.
High School Coach:
 John Pleasant
High School Mascot:
 Falcons
Major:
 Undergraduate Studies

High School

Averaged 27.2 points, 16.0 rebounds and 5.7 assists as a senior at Rochester ... As a junior at Troy High School, he averaged 25.1 points, 10.5 rebounds, 4.5 assists and 2.5 steals, earning first-team All-State honors from the Associated Press, Detroit News and Detroit Free Press ... Ranked as the No. 6 prospect in his class by ESPNU Recruiting and No. 10 by both Rivals and Scout ... ESPNU and Rivals ranked him as the second-best shooting guard in the country, while Scout ranked him as the third-best small forward in the nation ... Appeared in both the McDonald's High School All-America and Jordan Brand Classic games.


Personal

Son of Tiplance Vernon ... Born Aug. 16, 1995 in Flint, Mich. ... Chose Kentucky over Michigan State, Arizona State and Kansas.



2013 - 2014 KENTUCKY MEN'S BASKETBALL

COACHES AND STAFF



JOHN CALIPARI

HEAD COACH

Kentucky head coach John Calipari reached the mountaintop in his third year in Lexington, guiding Kentucky to its eighth national championship and its 15th Final Four. In doing so, he claimed his first national championship and his fourth appearance in the Final Four. He is one of only two coaches to lead three different schools to a Final Four (UMass-1996; Memphis-2008; Kentucky-2011, 2012).

The Wildcats rode the trademark hard-nosed Calipari defense to the 2012 title, finishing the season as the nation's top-ranked team in field-goal percentage defense and blocked shots.

Kentucky lost three members of its 2011 Final Four team (two to the draft, one to graduation), but Calipari reloaded with the nation's top-ranked recruiting class for the third straight season. Included in the class were eventual National Player of the Year Anthony Davis and All-American Michael Kidd-Gilchrist.

En route to the national championship, Calipari guided the Wildcats to an NCAA record-tying 38 wins, a perfect 16-0 mark in the Southeastern Conference and the school's 45th SEC championship, all while extending his winning streak in Rupp Arena to 51 straight games. Calipari extended his perfect mark at home as UK's coach to 54 games before finally losing in his fourth year at Kentucky.

Upon being named head coach on April 1, 2009, Calipari continued to work his magic of resurrecting once proud programs, taking an NIT team in 2009 to the 2010 NCAA Elite Eight. Along the way he led the Wildcats to a No. 1 ranking (UK's first since 2003), the program's 44th SEC regular-season championship and 26th SEC Tournament title.

The honors continued after the 2009-10 season as Calipari became the first coach in UK history to receive the Adolph Rupp National Coach of the Year award. He then watched as five of his players were selected in the first round of the 2010 NBA Draft, the first time a school has ever produced five first-round picks. Among those picks was the first Wildcat ever taken as the No. 1 overall pick, John Wall.

In his second year in 2010-11, a season that was labeled as a "rebuilding effort," one in which Calipari and the Cats were supposed to struggle after losing an unprecedented five first-round picks in the 2010 NBA Draft, Kentucky reloaded as Calipari guided UK to its 27th SEC Tournament championship, kept his unbeaten record at Rupp Arena alive and collected his 500th career on-court win.

In his inaugural season as head coach of the

Wildcats, Calipari posted his fifth straight 30-win season, the only coach in NCAA Division I history to do so. In addition to the Rupp National Coach of the Year, Calipari was also named the Associated Press SEC Coach of the Year.

When he led Kentucky back to the No. 1 spot in the country, Calipari became one of only two coaches (Frank McGuire) in NCAA history to lead three teams to a No. 1 ranking. He led UMass to a No. 1 ranking in 1995 and 1996, and he led Memphis to the No. 1 spot in the 2008 season.

Much like he did at UMass, when his players graduated at nearly 80 percent, Calipari has stressed academics. Fifteen of his last 18 seniors that came through the Memphis program earned their bachelor's degrees, and all 10 players at UK who were eligible to graduate by the end of their senior years walked away with a degree in hand.

The Wildcats posted a 3.4 grade-point-average in the 2013 spring semester with 12 players earning a 3.0 GPA or better. It marked the fourth semester in the last five fall/spring semesters Coach Cal's team earned a 3.0 or better.

As someone who prides himself on helping young men reach their dreams, he has placed 29 players in the NBA during his college coaching career, including 17 over his first four seasons at Kentucky. The 17 picks over a four-season span is the most of any coach.

In 2010, five of his UK players were selected in the first round for the first time in NBA history. He followed that up with four players in the draft in 2011, six players in 2012 — the most in a two-round draft — and two more in 2013.

Overall, he's churned out 17 NBA draft picks, 13 first-rounders, two No. 1 overall selections, five top-five picks and eight lottery picks at Kentucky. Since the 2008 draft, 22 of Coach Cal's players have been taken in the NBA Draft, including 15 first-rounders.

Included in Calipari's NBA success are three No. 1 overall picks (Derrick Rose, Wall and Davis) over the last five years. No other coach has had three No. 1 picks, and 2012 was the first time two players from the same team (Davis and Kidd-Gilchrist) were taken with the top two picks in the draft.

After bringing the University of Massachusetts basketball program to national prominence in the '90s and resurrecting the Memphis basketball program in the 2000s, Calipari became the 22nd coach in UK history and seventh in the last 80 years.

Following his fourth season at UK, Calipari's overall on-court record is 568-166, the third-highest winning percentage (77.4) among

CAT SCRATCHES

Personal

Birth Date: February 10, 1959

Place of Birth: Strickly, Pa.

Wife: Ellen

Children: Erin Sue, Megan Rae, Bradley

Date Hired at UK: March 31, 2009

Education

High School: Moon Area High School, 1978

College: Clarion State, 1982 (now Clarion)

- Bachelor's Degree in Marketing

- Starting point guard for Clarion State Eagles

- Attended and played basketball at UNC-Wilmington (78-80)

2013 - 2014 KENTUCKY MEN'S BASKETBALL

active NCAA Division I coaches with 10 years experience at college basketball's Division I level, trailing only Mark Few and Roy Williams.

His 173 victories from 2008-12 are the most ever for a coach over a five-year span in Division-I history. On the NCAA Division I list for winning percentage for all coaches (minimum 10 years), Calipari is in 10th place and ahead of Mike Krzyzewski, Jim Boeheim, Bob Huggins and Lute Olson.

Calipari's eight 30-win seasons are third most for a head coach in NCAA Division I history. For his career (21 years), Calipari has 19 20-win seasons and 12 25-win campaigns.

Coach Cal started his head-coaching career at UMass in 1998, guiding a struggling program at UMass to the top of college basketball, capped off by a Final Four appearance in 1996.

At 29, when he was named head coach, Calipari began building a program from the ground up, going 10-18 his first season before posting a 17-14 record his second year (receiving a bid to the National Invitation Tournament). The Minutemen won their first Atlantic 10 championship in 1992 with a 30-5 record, including a 13-3 mark in league play. With a 77-71 overtime win over Syracuse in an East Regional second-round game, UMass made its first NCAA Sweet 16 appearance.

From there, the program skyrocketed under Coach Cal.

Calipari compiled a 193-71 record (.731) during his eight-year career at Massachusetts, including a 108-44 mark (.684) in A-10 play. In addition to five straight NCAA Tournaments and a Final Four appearance in 1996, UMass also made two appearances in the NIT, advancing to the NIT semifinals in 1991. The 1990-91 season was the first of six straight seasons in which the Minutemen won at least 20 games.

Calipari's personal 20-win streak reached the 17-season mark after 35 wins in his first year at UK and 29 in his second. All nine of his Memphis clubs won 20-plus games, along with his last six teams at UMass. In his final season at UMass, Calipari was named the 1996 Naismith National Coach of the Year and The Sporting News National Coach of the Year. He was also named the Atlantic 10 Coach of the Year for the third time in four years, as well as Basketball Times East Region Coach of the Year.

During the Minutemen's 35-2 Final Four season in 1995-96, UMass posted wins over Kentucky, Maryland, Wake Forest, Georgia Tech,

Syracuse, Virginia Tech and Louisville. UMass ended the regular season ranked No. 1 in the nation in the final regular-season poll after being the top-ranked team for nine weeks earlier in the year. The Minutemen also won their first 26 games of the season, setting a school record for most consecutive wins.

In addition to his Naismith National Coach of the Year honors in 1996, Calipari was a Naismith Coach of the Year finalist in 1994 and 1995. He was the USBWA District I Coach of the Year in 1993.

Calipari left UMass in June of 1996 to become executive vice president of basketball operations and head coach of the New Jersey Nets. He led the Nets to a second-place finish in the NBA's Atlantic Division and the playoffs in 1998,

him the winningest coach in school history.

Calipari, who is now on the board of directors of the National Association of Basketball Coaches, began his coaching career at Kansas as a volunteer assistant under Ted Owens. In 1983, he was hired as the recruiting coordinator at the University of Vermont, but he was swayed back to the nation's heartland when Brown was hired as head coach at KU. He spent three seasons at Kansas (1982-85) before another three-year stint as an assistant coach to Paul Evans at Pittsburgh (1985-88).

The 53-year-old lettered two years at North Carolina-Wilmington before transferring to Clarion State. He played point guard at Clarion during the 1981 and 1982 seasons, leading the team in assists and free-throw percentage. The Eagles were ranked in the Division II Top 20 both years and participated in the 1981 NCAA Division II Tournament.

Calipari's foundation, The Calipari Foundation, has raised millions of dollars to help the lives of those in need in the Commonwealth and across the country, and in 2010, he used a telethon to raise more than \$1 million for victims of the devastating earthquake in Haiti. He followed that up with another telethon in 2012 that raised \$1 million for victims of Superstorm Sandy.

A year after helping raise \$350,000 for charity during



ending a five-year postseason drought for the franchise. The Nets' 17-game turnaround from the previous year was the best that season in the NBA.

He became a member of the Philadelphia 76ers coaching staff in 1999, rejoining Philadelphia coach Larry Brown, for whom Calipari was an assistant at Kansas.

Calipari returned to the college game in 2000 at Memphis, where he led the Tigers to the 2008 NCAA title game. Memphis' 38 wins in 2007-08 made him the winningest coach for a single season in NCAA history. As a result, Calipari was named Naismith National Coach of the Year for a second time in his career. He is only the second coach to receive the honor multiple times since the award's inception in 1987. Krzyzewski is the other to do so.

Calipari, the 2009 Sports Illustrated National Coach of the Year, led the Tigers to nine straight 20-win campaigns and nine consecutive postseason appearances, the only Memphis coach to do that. He posted 252 wins — 28 wins per season — as the Tigers' head coach, making

the inaugural UK alumni weekend, Calipari was the driving force behind the more than \$1 million that was donated to local and national organizations during the second annual alumni weekend.

His foundation has also worked with and donated money to Samaritan's Feet, the West Liberty Recovery Fund, 4 Paws for Ability, the Starkey Hearing Foundation, the Urban League of Lexington and the V Foundation. Calipari has also headed up the EverFi Financial Literacy Program, which teaches students across Kentucky the importance of money management.

Author of the national bestseller, "Bounce Back: Overcoming Setbacks to Succeed in Business and in Life," and the soon-to-be-released "Players First," Calipari is a master of communication and maximizing talent. He lives by the motto "that it's never a matter of how far you have fallen, but instead it's about how high you bounce back."

Calipari and his wife, Ellen, have two daughters, Erin and Megan, and a son, Bradley.

2013 - 2014 KENTUCKY MEN'S BASKETBALL

THE CALIPARI FILE

Coaching Career:

Kansas, assistant coach.....	1983-85
Pittsburgh, assistant coach.....	1986-88
Massachusetts, head coach	1989-96
New Jersey Nets (NBA), head coach	1997-99
Philadelphia 76ers (NBA), assistant coach.....	2000
Memphis, head coach	2001-09
Kentucky, head coach	2010-pres.

UMass, head coach

1988-89	10-18
1989-90	(NIT) 7-14
1990-91	(NIT Final Four) 20-13
1991-92 (A-10 Champ (R/T); NCAA Sweet 16)	30-5
1992-93(A-10 Champ (R/T); NCAA 2nd Rd.)	24-7
1993-94(A-10 Champ (R/T); NCAA 2nd Rd.)	28-7
1994-95 ... (A-10 Champ (R/T); NCAA Elite Eight)	29-5
1995-96* .. (A-10 Champ (R/T); NCAA Final Four)	31-1
Totals:.....	189-70

New Jersey Nets, head coach

1996-97:	26-56
1997-98:	(NBA Playoffs) 43-39
1998-99:	3-17
Totals:	72-112

Memphis, head coach

2000-01	(NIT Final Four) 21-15
2001-02 (C-USA Nat'l Div. Champ; NIT Champ)	27-9
2002-03	(C-USA Nat'l Div. Champ; NCAA) 23-7
2003-04	(C-USA Champ (R); NCAA 2nd Rd.) 22-8
2004-05	(NIT Final Four) 22-16
2005-06.. (C-USA Champ (R/T); NCAA Elite Eight)	33-4
2006-07 ..(C-USA Champ (R/T); NCAA Elite Eight)	33-4
2007-08*	(C-USA Champ (R/T); NCAA Finals) 0-1
2008-09 (C-USA Champ (R/T); NCAA Sweet 16)	33-4
Totals:.....	214-68

Kentucky, head coach

2009-10 ... (SEC Champ (R/T); NCAA Elite Eight)	35-3
2010-11(SEC Champ (T); NCAA Final Four)	29-9
2011-12(SEC Champ (R); NCAA Champion)	38-2
2012-13	(NIT) 21-12
Totals.....	123-26

NCAA Totals:.....(12 conference titles, 11 NCAAs)
526-164

*-season includes games later vacated due to NCAA sanctions; actual on-court records were 35-2 in 1995-96 and 38-2 in 2007-08. NCAA Tournament appearances were also vacated in 1996 and 2008. Actual on-court won-lost record overall is 568-166 for a .774 winning percentage.

COACHING AWARDS

- 2012 Naismith National Coach of the Year Finalist
- 2012 SEC Coach of the Year (AP/Coaches)
- 2010 Adolph Rupp National Coach of the Year
- 2010 Naismith National Coach of the Year Finalist
- 2010 SEC Coach of the Year (AP)
- 2010 *Sporting News* SEC Coach of the Year
- 2010 Yahoo! Sports SEC Coach of the Year
- 2010 USBWA District IV Coach of the Year
- 2009 Sports Illustrated National Coach of the Year
- 2009 Iba National Coach of the Year Finalist
- 2009 C-USA Coach of the Year
- 2008 Naismith National Coach of the Year
- 2008 C-USA Coach of the Year
- 2008 Iba National Coach of the Year Finalist
- 2008 Phelan National Coach of the Year Finalist
- 2007 Phelan National Coach of the Year Finalist
- 2007 USBWA District 4 Coach of the Year
- 2007 Basketball Times South Region Coach of the Year
- 2006 C-USA Coach of the Year
- 2004 NABC District 7 Coach of the Year
- 1996 Naismith National Coach of the Year
- 1996 The Sporting News National Coach of the Year
- 1996 Atlantic 10 Coach of the Year
- 1995 Naismith National Coach of the Year Finalist
- 1994 Naismith National Coach of the Year Finalist
- 1994 Atlantic 10 Coach of the Year
- 1993 USBWA District I Coach of the Year
- 1993 Atlantic 10 Coach of the Year
- 1992 Eastern Basketball Coach of the Year.

TOP 10 BEST CAREER STARTS

BY WINS

16 Seasons

Coach, Team.....	Seasons	W	L.....	Pct.
Roy Williams, Kansas, North Carolina.....	1989-2004.....	437	112796
John Calipari, UMass, Memphis	1989-96, 2001-08	408.....	135.....	.751
Jim Boeheim, Syracuse.....	1977-92.....	391	124759
Nolan Richardson, Tulsa, Arkansas	1981-96.....	391	132748
Denny Crum, Louisville.....	1972-87	388	128752
Tubby Smith, Tulsa, Georgia, Kentucky.....	1992-2007	387	145727
Bill Self, Oral Roberts, Tulsa, Illinois, Kansas.....	1994-2009	376	145722
Jerry Tarkanian, Long Beach St., UNLV.....	1969-84.....	375	89808
Rick Pitino, Boston U., Providence,	1979-83, 86-87,	371	137730
Kentucky, Louisville.....	90-97, 2002			
John Thompson, Georgetown.....	1973-88.....	370	130740

17 Seasons

Coach, Team.....	Seasons	W	L.....	Pct.
Roy Williams, Kansas, North Carolina.....	1989-2005.....	470	116802
John Calipari, UMass, Memphis	1989-96, 2001-09	441.....	139.....	.760
Denny Crum, Louisville.....	1972-88.....	412	139748
Jim Boeheim, Syracuse.....	1977-93.....	439	143754
Nolan Richardson, Tulsa & Arkansas	1981-97	409	146737
Tubby Smith, Tulsa, Georgia,	1992-2008.....	429	170716
Kentucky & Minnesota				
Jerry Tarkanian, Long Beach St., UNLV	1969-85.....	403	93813
John Thompson, Georgetown.....	1973-89.....	399	135747
Rick Pitino, Boston U., Providence,	1979-83, 86-87,	396	144733
Kentucky & Louisville	90-97, 2002-03			
Bob Huggins, Walsh, Akron, Cincinnati	1981-98.....	388	148724

2013 - 2014 KENTUCKY MEN'S BASKETBALL

18 Seasons

Coach, Team	Seasons	W	L	Pct.
Roy Williams, Kansas, North Carolina	1989-2006	493	124	.799
John Calipari, UMass, Memphis, Kentucky 1989-96, 2001-09, 10		480	143	.770
Jerry Tarkanian, Long Beach St., UNLV	1969-86	436	98	.816
Denny Crum, Louisville	1972-89	436	148	.747
Nolan Richardson, Tulsa & Arkansas	1981-98	433	155	.736
Tubby Smith, Tulsa, Georgia, Kentucky & Minnesota	1992-2009	429	170	.716
John Thompson, Georgetown	1973-90	423	142	.749
Rick Pitino, Boston U., Providence, Kentucky & Louisville	1979-83, 86-87, 90-97, 2002-04	416	154	.730
Bob Huggins, Walsh, Akron, Cincinnati	1981-99	415	154	.729
Billy Tubbs, Texas St., Lamar, Oklahoma	1972-73, 77-92	404	177	.695

19 Seasons

Coach, Team	Seasons	W	L	Pct.
Roy Williams, Kansas & North Carolina	1989-2007	524	131	.800
John Calipari, UMass, Memphis, Kentucky 1989-96, 2001-09, 10-11		509	152	.770
Jerry Tarkanian, Long Beach St. & UNLV	1969-87	473	100	.825
Denny Crum, Louisville	1972-90	463	156	.748
Nolan Richardson, Tulsa & Arkansas	1981-99	456	166	.733
Jim Boeheim, Syracuse	1977-95	454	150	.752
Tubby Smith, Tulsa, Georgia, Kentucky & Minnesota	1992-2010	450	184	.710
Rick Pitino, Boston U., Providence, Kentucky & Louisville	1979-83, 86-87, 90-97, 2002-05	449	159	.738
Bob Huggins, Walsh, Akron & Cincinnati	1981-2000	444	158	.738
John Thompson, Georgetown	1973-91	442	155	.740

20 Seasons

Coach, Team	Seasons	W	L	Pct.
Roy Williams, Kansas & North Carolina	1989-2008	560	134	.807
John Calipari, UMass, Memphis, Kentucky 1989-96, 2001-09, 10-12		547	154	.780
Jerry Tarkanian, Long Beach St. & UNLV	1969-88	501	106	.825
Jim Boeheim, Syracuse	1977-96	483	159	.752
Denny Crum, Louisville	1972-91	477	172	.735
Nolan Richardson, Tulsa & Arkansas	1981-2000	475	181	.724
Bob Huggins, Walsh, Akron & Cincinnati	1981-2001	469	168	.736
Tubby Smith, Tulsa, Georgia, Kentucky & Minnesota	1992-2011	467	198	.702
John Thompson, Georgetown	1973-92	464	165	.738
John Chaney, Cheyney & Temple	1973-92	458	143	.762
Rick Pitino, Hawaii, Boston U., Providence, Kentucky & Louisville	1976, 79-83, 86-87, 90-97, 2002-05	451	163	.735

21 Seasons

Coach, Team(s)	Seasons	W	L	Pct.
Roy Williams, Kansas & North Carolina	1989-2009	594	138	.811
Jerry Tarkanian, Long Beach St. & UNLV	1969-89	530	114	.823
John Calipari, UMass, Memphis, Kentucky 1989-96, 2001-09, 10-13		568	166	.774
Jim Boeheim, Syracuse	1977-97	502	172	.745
Bob Huggins, Walsh, Akron & Cincinnati	1981-2002	500	172	.744
Denny Crum, Louisville	1972-92	496	183	.730
Nolan Richardson, Tulsa & Arkansas	1981-2001	495	192	.721
John Thompson, Georgetown	1973-93	484	178	.731
John Chaney, Cheyney & Temple	1973-93	478	156	.754
Rick Pitino, Hawaii, Boston U., Providence, Kentucky & Louisville	1976, 79-83, 86-87, 90-97, 2002-06	472	176	.728

22 Seasons

Coach, Team(s)	Seasons	W	L	Pct.
Adolph Rupp, Kentucky	1931-52	472	83	.850
Jerry Tarkanian, Long Beach St. & UNLV	1969-90	565	119	.826
Roy Williams, Kansas & North Carolina	1989-2010	614	155	.798
Henry Iba, Northwest Mo. St., Colorado & Oklahoma St.	1930-51	474	124	.793
Nat Holman, CCNY	1920-41	253	78	.764
Dean Smith, North Carolina	1962-83	496	153	.764
Frank Keaney, Rhode Island	1922-43	299	93	.763
Phog Allen, Baker, Kansas, Haskell, Central Mo. & Kansas	1906-09, 13-30	342	108	.760
John Wooden, Indiana St. & UCLA	1947-68	464	151	.754
John Chaney, Cheyney & Temple	1973-94	501	164	.753

2013 - 2014 KENTUCKY MEN'S BASKETBALL

Miscellaneous On-Court Records

Overall Record: 568-166 (.774)

March/April Record: 122-35 (.777)

NCAA Record: 38-13 (.745)

Record in Conference Games: 260-80 (.765)

Record in Conference Tournament: 42-11 (.792)

- Calipari owns the most single-season wins with 38, tying his own record (Memphis, '08) in 2012 with 38 wins.
- Calipari is one of two coaches (Roy Williams) in NCAA Division-I history to have 400 or more wins in the first 16 years as a head coach. Calipari had 416 wins in his first 16 years.
- Calipari is the winningest coach in NCAA Division-I history for a five-year span with 173 victories (2008-12).
- Calipari is the first coach in NCAA Division-I history to record five-straight on-court 30-win seasons. Memphis hit the 30-win plateau from 2006-09.
- Calipari is one of only two coaches (Rick Pitino) to lead three different schools to a Final Four.
- Calipari started with a 54-0 record in Rupp Arena as head coach of the Wildcats.
- Calipari has 17 players that have been chosen in the NBA Draft (13 first-round) over the last four seasons.

NCAA Division-I

Active Winningest Coaches

(On-Court By Percentage - Min. 10 yrs. at Division I level)

No.	Coach/Team	Yrs.	Pct.
1.	Mark Few/Gonzaga	14	.801
2.	Roy Williams/UNC	25	.795
3.	Thad Matta/Ohio State	13	.777
4.	John Calipari/Kentucky	21	.774
5.	Mike Krzyzewski/Duke	38	.763

Since 2005-06...

Since the 2005-06 season, John Calipari's on-court record ranks him as the winningest coach over the last six-plus seasons. Totals through the conclusion of the 2013 season.

1.	John Calipari	258-39
2.	Bill Self	252-42
3.	Mike Krzyzewski	235-50
4.	Roy Williams	230-61
5.	Thad Matta	229-60

Cal in Conference

SEC Coaches	Conference Championships	Tournament Championships	Conference Coach of the Year
Anthony Grant, Alabama	3	2	1
Mike Anderson, Arkansas	1	0	1
Tony Barbee, Auburn	1	0	1
Billy Donovan, Florida	5	3	3
Mark Fox, Georgia	4	1	3
John Calipari, Kentucky	12	11	7
Johnny Jones, LSU	1	2	0
Frank Haith, Missouri	0	1	2
Andy Kennedy, Ole Miss	0	1	0
Rick Ray, Mississippi State	0	1	1
Frank Martin, South Carolina	0	0	1
Cuonzo Martin, Tennessee	1	0	1
Billy Kennedy, Texas A&M	4	2	3
Kevin Stallings, Vanderbilt	2	3	3
TOTALS	34	26	27

Calipari vs. All Opponents

Alabama.....5-3	Dayton.....1-0	Jackson State.....2-0	Missouri.....2-2	Richmond.....1-0	Texas A&M.....2-1
Arizona.....1-1	DePaul.....4-2	Kansas.....2-3	Morehead State.....2-0	Rider.....1-0	Texas Arlington.....1-0
Arizona State.....0-1	Detroit.....1-0	Kansas State.....1-0	Murray State.....1-0	Robert Morris.....1-0	Towson State.....1-0
Arkansas.....5-4	Drexel.....2-0	Keene State.....1-0	Nevada.....1-0	Rutgers.....11-4	Tulane.....15-0
Arkansas-Little Rock...3-0	Duke.....0-2	Kentucky.....2-4	New Hampshire.....5-0	Saint Louis.....4-3	Tulsa.....11-1
Arkansas-Pine Bluff....1-0	Duquesne.....11-4	Lafayette (Pa.).....1-0	New Mexico.....1-0	Sam Houston State.....1-0	UAB.....14-3
Arkansas State.....4-0	East Carolina.....7-0	Lamar.....4-0	New Orleans.....1-0	Samford.....3-0	UCF.....6-0
Auburn.....5-0	East Tennessee State..3-0	LaSalle.....3-0	North Carolina.....4-1	Santa Clara.....1-0	UCLA.....2-1
Austin Peay.....6-1	Eastern Kentucky.....1-0	LIU-Brooklyn.....1-0	North Carolina State...1-0	Savannah State.....1-0	UNC Asheville.....1-0
Baylor.....1-1	Eastern Michigan.....1-0	Lipscomb.....1-0	North Texas.....1-0	Seton Hall.....1-0	UNC Greensboro.....1-0
Belmont.....1-0	Fairfield.....1-0	Long Beach State.....1-0	Northeastern.....2-1	Siena.....4-0	UNC Wilmington.....1-0
Boston University.....5-1	Florida.....9-2	Louisiana-Lafayette....2-0	Northwestern State....2-0	SMU.....8-0	USF.....9-1
Boston College.....2-0	Florida State.....1-1	Louisiana Tech.....1-1	Notre Dame.....1-1	South Carolina.....8-1	Utah.....1-1
Bradley.....1-0	Florida Tech.....0-1	Louisville.....10-6	Oakland.....1-0	South Connecticut.....1-0	UTEP.....6-0
Bucknell.....1-0	Fordham.....5-0	LSU.....5-0	Ohio State.....1-1	Southeastern Louisiana1-0	Vanderbilt.....8-3
Buffalo.....1-0	Furman.....1-0	Loyola.....1-0	Oklahoma.....4-1	Southern Cal.....3-0	Vermont.....2-0
BYU.....1-0	George Mason.....1-0	Lowell.....2-1	Oklahoma State.....0-2	Southern Miss.....15-4	Villanova.....2-0
Cal State Northridge....1-0	Georgetown.....2-1	Manhattan.....2-0	Old Dominion.....2-0	Southwest Texas St...1-0	Virginia.....0-1
Central Conn. St.....2-0	George Washington.....8-9	Marist.....2-0	Oral Roberts.....1-0	St. Bonaventure.....17-1	Virginia Tech.....2-0
Charlotte.....2-3	Georgia.....5-2	Marshall.....6-0	Oregon State.....1-0	St. John's.....1-0	Wake Forest.....2-1
Chattanooga.....2-0	Georgia Tech.....1-1	Marquette.....3-1	Pennsylvania.....3-0	St. Joseph's.....15-5	Washington.....1-0
Christian Brothers.....2-0	Gonzaga.....4-0	Maryland.....5-3	Penn State.....4-4	St. Mary's.....1-0	Western Kentucky.....2-0
Cincinnati.....5-7	Hartford.....2-0	Massachusetts.....1-0	Pepperdine.....1-0	St. Peter's.....1-0	West Virginia.....11-7
Cleveland State.....2-0	Harvard.....2-0	Memphis.....1-0	Pittsburgh.....2-1	Stanford.....3-2	Winthrop.....2-0
Coastal Carolina.....1-0	Holy Cross.....4-1	Miami (Fla.).....0-1	Portland.....3-0	Syracuse.....3-2	Wisconsin-Milwaukee. 1-0
Colorado.....1-1	Houston.....17-3	Miami (Ohio).....2-0	Princeton.....2-0	TCU.....5-1	Wofford.....1-0
Colorado State.....1-1	Howard.....1-0	Michigan State.....1-0	Providence.....1-1	Temple.....13-11	Xavier.....2-2
Connecticut.....2-4	Illinois.....1-1	Middle Tennessee.....3-0	Purdue.....2-1	Tennessee.....10-5	Yale.....1-0
Coppin State.....1-0	Indiana.....3-1	Mississippi.....8-4	Radford.....1-0	Tennessee Martin.....4-0	
Cornell.....1-0	Iowa.....0-1	Mississippi State.....5-0	Rhode Island.....16-2	Tennessee Tech.....1-0	
Dartmouth.....1-0	Iowa State.....2-0	Mississippi Valley St...1-0	Rice.....4-0	Texas.....1-2	

ORLANDO ANTIGUA

ASSISTANT COACH

Orlando Antigua is in his fifth season as an assistant coach with the Wildcats after spending one season with John Calipari at Memphis.

In the summer of the 2013, Antigua accepted the position as the head coach of the Dominican National Team. He previously served as an assistant for two seasons under Calipari in the same role. He guided the team to a spot in the 2014 FIBA Basketball World Cup in Spain. It marked the second time in the country's history it had qualified for the World Cup and the first time since 1978.

Known for his eye for talent on the recruiting trail, Antigua has helped UK pull in five straight top-ranked recruiting classes. In his initial season with the Wildcats, Antigua saw three of his recruits drafted in the first round of the 2010 NBA Draft. As a result, he was named one of Yahoo! Sports top 10 college basketball recruiters. In May of 2012, he was listed by ESPN.com as the top assistant coach in the country under the age of 40. ESPN included him in the top five of the most feared assistant coaches on the recruiting trail in 2013.

When he joined the Memphis staff in 2008, the Tigers were the winningest program over a three-year span in NCAA Division I history, recording 104 victories from 2005-08. So what did Antigua do? He helped coach the Tigers to a 33-4 record and a spot in the 2009 NCAA Sweet 16. For the fourth straight season, the Tigers took the regular season and tournament titles, going undefeated in C-USA three of the four years.

Prior to his brief stay in Memphis, Antigua worked at his alma mater, Pittsburgh. During his five years at Pitt, he helped lead the Panthers to an overall record of 132-40 (.767 winning percentage) and a Big East Conference mark of 55-27 (.670 winning percentage). Pittsburgh recorded five straight 20-win campaigns and won 10 or more league games five consecutive years.

The Panthers had just as much success in the postseason during Antigua's years. The Panthers earned NCAA Tournament bids all five of Antigua's years and advanced to the Sweet Sixteen in 2004 and 2007.

Antigua's first stint with Pittsburgh was his collegiate playing days from 1991-95. A four-year letterwinner and two-time team captain, Antigua ranks in the top 15 on the Panthers' all-time 3-pointers made (14th with 117 treys), blocked shots (14th with 78 swats) and career 3-point percentage (seventh at 38.6 percent).

A 1992 Big East Conference All-Rookie Team

pick, Antigua helped lead the Panthers to an 18-16 record and a National Invitation Tournament berth as a freshman. The following year, Antigua's Panthers went 17-11 and earned an NCAA Tournament bid. In 1994, he was named the United States Basketball Writers' Association Most Courageous Athlete, an honor presented annually to the college basketball player who displays courage on and off the court. Antigua graduated from Pittsburgh with a degree in social sciences in December 1995.

After graduation, Antigua was selected to play for the world-renowned Harlem Globetrotters, becoming the first player of Latin American descent to play for the squad. Nicknamed "Hurricane" for his dazzling moves, Antigua played with the Globetrotters for seven years until 2002.

Antigua also played in the Puerto Rico Superior Basketball League for eight years, and in both 1994-95 and 1997-98, he was a member of the Dominican Republic national team. Because of his dedication to the community, Antigua was named one of the nation's top 100 most influential Hispanic Americans by Hispanic Business magazine.

A Dominican Republic native who was raised in Bronx, N.Y., Antigua recovered from a 1988 Halloween incident where he was shot in the head near his left eye. Undeterred by the incident, Antigua quickly returned to the playing court two weeks later and went on to play three seasons at Pittsburgh with the slug in his head. Doctors initially ruled out removing the bullet as being too risky, but Antigua began suffering severe headaches.

Antigua's family also went through a period of homelessness. The oldest of three brothers, Antigua was credited with keeping the family together while housing was secured.

He overcame these difficulties and went on to serve as student council president at St. Raymond's High School. As a member of the school's basketball squad, Antigua played a major role in the team's New York Catholic League championship run. As a senior, he earned McDonald's All-America and Parade magazine All-America second-team honors and was also named All-New York City.

Fluent in Spanish, Antigua and his wife, Dana, have two children; a son, Orlando Anthony, and a daughter, Olivia.

CAT SCRATCHES

The Antigua File

Pittsburgh, 1995
Fifth Season

Coaching Career

2004-08: Pittsburgh,
Assistant Coach

2009: Memphis, Assistant
Coach

2010-pres.: Kentucky,
Assistant Coach

KENNY PAYNE

ASSISTANT COACH

Kenny Payne begins his fourth year with John Calipari and Kentucky men's basketball as an assistant coach after spending six seasons as an assistant at Oregon.

Payne's work with forward Anthony Davis was one of the biggest reasons behind Kentucky's second overall No. 1 pick in three years in 2012.

Nationally recognized as one of the game's top recruiters, Payne's ability to recruit has continued to flourish at Kentucky. He played a key part in John Calipari's 2011, 2012 and 2013 recruiting classes, to continue a streak of five consecutive top-ranked classes. All four of UK's 2012 freshmen were ranked in the top 50 of most major recruiting services, while the 2013 class is heralded as one of the best classes in basketball history.

During his tenure at Oregon, Payne helped the Ducks burst onto the national scene with two NCAA Tournament Appearances in 2007 and 2008. Oregon also claimed one Pacific-10 Tournament title and three Ducks were selected in the first and second rounds of the NBA Draft under Payne.

During the 2006-07 season, the Ducks recorded an 11-7 Pac-10 record and posted an undefeated mark in non-conference regular-season games, finishing with a 29-8 overall record. That season, Oregon captured the Pac-10 Tournament, and followed the tournament run with an impressive performance at the NCAA Tournament. The Ducks earned a No. 3 seed in the tournament and advanced to the Elite Eight, where they lost to eventual champions Florida.

The Ducks followed their Elite Eight run with another appearance in the 2008 NCAA Tournament. Payne and the Oregon coaching staff then reigned in a top-20 recruiting class for the 2008 season with six highly-touted recruits.

Prior to coaching, Payne travelled the globe playing basketball for 10 different professional leagues. In 1989, Payne was chosen in the first round and 19th overall in the NBA Draft, playing four years for the Philadelphia 76ers.

In four NBA seasons from 1989 to 1993 for the Sixers, he averaged 3.5 points and 1.2 rebounds per game. He also played professionally overseas in Italy, Japan, Brazil, the Philippines, Cyprus, China, Argentina and Australia.

Following his NBA stint, Payne played one season in the Continental Basketball Association in 1993-94, averaging 16.3 points and 6.3 rebounds per game for the Tri-City Chinook.

A four-year letterwinner at Louisville from

1985-89, Payne joined the Cardinals from Northeast Jones High School in Laurel, Miss., where he was a Parade All-American and the state's player of the year.

Payne helped lead Louisville to the 1986 NCAA national championship as a sophomore when he appeared in 34 games and averaged 3.6 points per game. As a senior, Payne averaged 14.5 points and 5.7 rebounds and was named Second-Team All-Metro Conference.

By the end of his Louisville career, Payne registered 1,083 points and shot 40 percent from 3-point range.

Payne earned a bachelor's of science in sport administration from Louisville in 2003.

He and his wife, Michelle, have two children, Alexis and Alexander.

CAT SCRATCHES

The Payne File

Louisville, 2003
Fourth Season

Coaching Career

2005-10: Oregon, Assistant
Coach

2011-pres.: Kentucky,
Assistant Coach

JOHN ROBIC

ASSISTANT COACH

John Robic is in his fifth season with the Kentucky basketball program but is a long-time associate of UK head coach John Calipari.

Beginning with their first season together at UMass in 1988-89, where Robic was an assistant under Calipari, the two are entering their 17th season together. It seems as if the Calipari-Robic duo is a proven combination for thrilling basketball seasons.

Similar to those magical years he assisted in at UMass in the 1990s, Robic helped lead Memphis to the program's most storied era in school history in four seasons at Memphis (2006-09) as well as helping return Kentucky back among the nation's elite.

Robic helped the Wildcats post a 35-3 mark in his inaugural season at Kentucky. The Cats made an appearance in the 2010 Elite Eight while claiming SEC regular season and tournament championships along the way.

He helped UK make history with five Wildcats drafted in the first round of the 2010 NBA Draft. In 2011, Kentucky returned to the Final Four for the first time since 1998. Four more players were taken in the 2011 NBA Draft under the watch of the Calipari-Robic combination, and a record-breaking six in 2012.

His last four years at Memphis, the Tigers won an NCAA record 137 games (137-14 record), while advancing to the 2006 and 2007 NCAA Elite Eights, the 2008 NCAA title game and sweeping the 2006-09 Conference USA regular season and tournament crowns. Memphis spent each week of the last four years in the national polls.

In 2007-08, Robic was a part of the Tigers' "Dream Season," which lasted through the NCAA championship game. Memphis set an NCAA record for victories with 38 wins (38-2 mark) and held down the No. 1 spot in both national polls for a school-record five straight weeks during the season.

Before 2005-06, Robic directed the Youngstown State program from 1999-2005.

Prior to its move to the Horizon League, Youngstown State put together a tremendous year in the Mid-Con in 2000-01, Robic's second year at the helm. The Penguins posted a 19-11 overall mark and an 11-5 Mid-Con record. The 19 overall wins were the second most in 16 seasons, and the 11 league victories tied the school record for most conference wins.

Before taking over at Youngstown State, Robic served as an assistant for 11 years at UMass

for both Calipari and Bruiser Flint.

After a 10-18 mark his first season on staff, Robic helped lead the Minutemen to nine consecutive winning campaigns.

From 1990-96, the Minutemen averaged 26 wins per year and had six straight 20-win seasons, including two 30-victory campaigns. UMass made the NCAA Tournament Sweet 16 in 1992, Elite Eight in 1995 and Final Four in 1996. It was UMass' first appearance on college basketball's largest stage.

After Calipari moved on to the NBA, Robic remained at UMass and was elevated to the associate head coach post under Flint from 1997-99. During his tenure at UMass, the Minutemen posted a 247-111 overall record (.690 winning percentage) and earned nine postseason tournament bids (seven NCAA, two NIT).

A graduate of North Hills High School in Pittsburgh, Robic attended Walsh College in Canton, Ohio, before transferring to Denison University in Granville, Ohio, where he earned his bachelor of arts in speech communication and physical education in 1986.

At Denison, Robic garnered Division III All-America accolades as a senior and was a two-time all-conference performer. He was one of 10 former players to be named to the 10th Anniversary All-Decade Team in the league in 1994. In the fall of 2006, he was inducted into the Denison Athletic Hall of Fame. Robic was inducted into the North Hills High School Hall of Fame in 2004.

Robic and his wife, Heidi, have three daughters, Hayley, currently a senior at UK and set to graduate in May of '14, Alli currently a freshmen at UK and Sophie, a junior in high school.

CAT SCRATCHES

The Robic File

Denison, 1986
Fifth Season

Coaching Career

1987-88: Kansas, Graduate Assistant
1989-99: UMass, Assistant Coach
2000-05: Youngstown State, Head Coach
2006-09: Memphis, Assistant Coach
2010-pres.: Kentucky, Assistant Coach

SUPPORT STAFF

ROD STRICKLAND

SPECIAL ASSISTANT TO
THE HEAD COACH
(FIFTH SEASON)

Rod Strickland is in his fifth season on staff at Kentucky as the special assistant to the head coach for four years after one season as an assistant coach. A two-time All-American at DePaul and a 17-year NBA veteran, Strickland brings a wealth of collegiate and professional experience to John Calipari's Kentucky staff.

Strickland began his tenure under Calipari as director of student-athlete development/manager at Memphis in fall 2006, and in the summer of 2008, he was named director of basketball operations for the Tigers. As director of basketball operations, Strickland monitored academics, coordinated recruiting visits and assisted with travel plans.

With Strickland on staff, Memphis posted a 104-10 record and continued to dominate Conference USA. In his three seasons with the Tigers, the team won three consecutive C-USA regular season and tournament titles. Memphis reached the Sweet Sixteen of the NCAA Tournament in 2009 and advanced to the Elite Eight in 2007. In 2008, the Tigers competed in the NCAA Tournament championship game and set the NCAA Division I record for victories in a single season with a 38-2 record.

The New York City native went to Memphis after a lengthy and successful career in the NBA. The 6-foot-3 guard was an NBA first-round draft pick of the Knicks in 1988, and played for New York, San Antonio, Portland, Washington, Miami, Minnesota, Orlando, Toronto and Houston during his career. Strickland played in 1,094 games and scored more than 14,000 points (13.2 career average) and dished out nearly 8,000 assists (7.3 career average).

The 1997-98 NBA campaign with Washington was Strickland's best, as he averaged a double-double with 17.8 points and

10.5 assists. His 10.5 assist average led the NBA that year, and he was selected to the All-NBA second team. That year, Strickland also became only the 25th player in NBA history to record 10,000 points and 5,000 assists. He also ranked among the NBA's top 10 in assists in the 1991-92 (fifth), 1993-94 (sixth), 1994-95 (fifth) and 1995-96 (fourth) seasons.

Prior to his time in the NBA, Strickland enjoyed a stellar career at DePaul. A 1987 and 1988 All-America pick, Strickland helped lead the Blue Demons to four straight NCAA Tournament appearances from 1985-88, including Sweet Sixteen showings in 1986 and 1987. The three-time Blue Demon letterwinner ranks among the program's career leaders in scoring average (eighth; 16.6 ppg), assists (third; 557) and steals (second; 204).

In September of 2008, Strickland was inducted into the New York City Basketball Hall of Fame. Joining Strickland in the 19th induction class were Kenny Anderson, Louis Bender, Pete Gillen, Joe Goldstein, Bob McCullough, Sam Perkins and Eddie Younger.

During the summer of 2013, Strickland earned a degree in Sports Leadership from Northeastern Illinois.

Strickland and his wife, Cheryl, have four children; Torin, Tai, Terell and Tanner.

CHRIS WOOLARD

ASSOCIATE AD FOR
BASKETBALL OPERATIONS
(THIRD SEASON)

Chris Woolard enters his third season as UK's associate athletics director for basketball operations.

Woolard serves on the athletics department's senior staff and brings a wealth of experience at both the school and conference levels.

He is involved with all aspects of the

program and has an active role as a liaison between Coach Calipari and the basketball program with the campus and the Commonwealth.

Woolard joined the University of Kentucky staff after spending seven years at the Conference USA office where he was the associate commissioner for sports services.

At C-USA, Woolard's responsibilities focused extensively on the men's basketball programs as administrator and tournament director for the annual men's basketball championship. Woolard also served as the primary administrator for men's golf along with his duties to provide oversight to the C-USA Sports Services Department.

Prior to joining Conference USA, Woolard spent a year in private business after working eight years in the college basketball coaching ranks. He was an integral part of a highly successful Murray State men's basketball team from 1997-2003, serving as an assistant coach.

During Woolard's time at Murray State, the Racers won three conference championships and made three NCAA appearances. At MSU, he was the staff's lead recruiter and was also responsible for on-floor coaching, providing detailed opponent scouting reports, and administrative duties such as academics, compliance, budget, scheduling, summer camps and team travel.

Woolard began his collegiate coaching career as a student assistant coach at UCLA. During his two years in Westwood, Calif., he was involved in recruiting, summer camps and also assisted with practice drills and scrimmages.

Prior to finishing his college career at UCLA, he studied at Washington State for two years and played one season as a member of the varsity basketball team at Chapman University.

A native of Carbondale, Ill., Woolard earned a bachelor's degree in history from UCLA in August 1997.

2013 - 2014 KENTUCKY MEN'S BASKETBALL



PRESTON SPRADLIN

ASSISTANT DIRECTOR OF BASKETBALL OPERATIONS (FIFTH SEASON)

Preston Spradlin enters his fifth year on the men's basketball staff at Kentucky, and his second as the Assistant Director of Basketball Operations.

During his first two seasons, Spradlin completed his master's degree in sports leadership, while assisting in many aspects of the men's basketball program.

His duties have included film breakdown and analysis, creating and maintaining men's basketball playbooks, assisting coaching staff in opponent scouting, and day-to-day operations.

He became the director of the John Calipari Basketball Camps and Clinics in the summer of 2012, including the Satellite Tour across the state, the first ever John Calipari Basketball Fantasy Experience.

During the summers of 2011-12, Spradlin was been a member of Coach Calipari's Dominican Republic National Team staff that reached its highest finish and won the bronze medal in the Tournament of The America's Olympic Qualifier in Argentina in 2011 and in June of 2012 came within one game of qualifying for the 2012 Olympics.

Spradlin coordinates all film exchange and creates all opponent and self-scouting edits for coaching staff and players, in addition to coordinating with NBA personnel while assisting in many areas of basketball operations.

A 2009 graduate of Alice Lloyd College, Preston was a four-year letterwinner for the men's basketball team.

The Pikeville, Ky. native is also a graduate of Betsy Layne High School. On June 19, 2012 Spradlin and his wife, the former Misty Tackett, gave birth to their first child, Bentley Scott.



TIM ASHER

BASKETBALL VIDEO COORDINATOR (14TH SEASON)

Tim Asher is in his 14th year as the Wildcats' basketball video coordinator after serving the previous 12 seasons as the team's traveling videographer. In addition, he has worked on the UK football team video staff for the past 25 years. In his role, Asher oversees all of the basketball program's video needs, including maintaining the Wildcats' sophisticated editing system.

He is heavily involved in the design and integration of video throughout multiple UK athletic facilities.

Asher has also been the lead on the Inside Kentucky Basketball coach's show, shooting all behind-the-scenes aspects as well as the majority of the Q&A's, Inside the Play segments in addition to others.

Asher, 52, started his own company, Idle Minds Productions, in 1987, which provides video services for various networks, documentaries and commercials. He's been employed as a freelance trainer and demo artist on non-linear video systems for Sony Corporation since 1995, served as a field production specialist for WLEX-TV and as a producer/director then production manager for WDKY-TV.

Asher earned his bachelor's degree in communications from Morehead State University. A native of Olive Hill, Ky., he and his wife Cindy have a 15-year-old daughter, Laura.



MARK EVANS

MEN'S BASKETBALL EQUIPMENT MANAGER (FIRST SEASON)

Mark Evans is in his first season as UK Men's Basketball head equipment manager. He previously spent the last four seasons as a student manager.

He began his career as a student manager at Memphis for one season before transferring to Kentucky upon John Calipari's hiring.

Evans graduated from Kentucky in May of 2013 with degrees in Business Management and Corporate Communications.

He is currently pursuing a master's degree in Sport Leadership from UK.

Evans is a native of Elmira, N.Y.



JOHN HAYDEN

ASSOCIATE DIRECTOR MEDIA RELATIONS (EIGHTH SEASON)

John Hayden is in his eighth season working with the men's basketball program, and his second as the primary media contact, after being promoted to associate director of media relations in July, 2011.

Hayden has served as the primary contact for women's soccer and the secondary contact for men's basketball the past six seasons and will continue to handle UK's media relations efforts with both sports.

However, Hayden's work with the men's basketball team expanded in 2012 as he serves as the primary media relations contact for all head coach John Calipari, men's basketball student-athletes, assistant coaches and staff.

Hayden will also continue to hire and oversee Kentucky's media relations assistants, but will now also be the liaison and supervisor over UK's assistant directors of media relations.

He spent six years as assistant director of media relations at the University of Alabama where he directed the media and public relations efforts for the football, softball, women's soccer, men's cross country, and track and field programs.

During his tenure with Alabama, the softball team made four appearances at the College World Series (2000, 2003, 2005, 2006).

After graduating from Alabama in December of 1998 with a degree in broadcasting, Hayden served as an intern in the media relations department with the Chicago White Sox's AA affiliate, the Birmingham Barons, during the 1999 season.

A Paducah, Ky., native, he and his wife, Maria, have a two-year old daughter, Lillian Mary.

MIKE MALONE

STRENGTH & CONDITIONING (FOURTH SEASON)

Mike Malone is in his fourth season with the Kentucky basketball program. He came to the University of Kentucky after serving as an assistant strength and conditioning coach at the University of Minnesota since 2006. Malone developed the strength and conditioning program for the Minnesota baseball team, which appeared in NCAA regionals in 2007, 2009 and 2010. Those teams included numerous MLB Draft picks and Eric Decker the 87th Pick in the 2010 NFL Draft by the Denver Broncos. He also assisted with men's and women's hockey, men's basketball, football men's and women's golf, and men's swimming.

Prior to the University of Minnesota, Malone worked for the Anaheim Angels organization at their AA team in Little Rock, Ark. Previous to that, Malone worked as the assistant director of performance enhancement for the University of Memphis basketball team, which went to the Elite Eight in 2006 and produced two first-round NBA draft picks.

Before Memphis, Malone was an assistant strength and conditioning coach

2013 - 2014 KENTUCKY MEN'S BASKETBALL

at James Madison, assisting with more than 20 men's and women's sports. Prior to James Madison, he was also a strength and conditioning coach for the nine-time Division III football national champion Mount Union Purple Raiders.

Malone has worked at Iowa State University and the University of Pittsburgh as an intern. He has worked with various sports and numerous professional athletes in the NHL, NFL, NBA, MLB, PGA Tour and professional boxing.

Malone has also worked the Cincinnati Bengals training camp in the summers of 2007, 2008 and 2009.

The Wauwatosa, Wisc., native is a 2001 graduate of Mount Union College earning a degree in exercise science. While at Mount Union, Malone was part of two Division III national championship football teams in 1998 and 2000.



DEB MOORE

ASST. DIRECTOR MEDIA RELATIONS
(SECOND SEASON)

Deb Moore is in her seventh year as Assistant Media Relations Director at Kentucky and her second season working with the men's basketball program.

Moore also serves as the full-time media relations contact for Kentucky's nationally ranked volleyball team.

While working with the Kentucky volleyball team, Craig Skinner has led the Wildcats to seven consecutive NCAA Tournament appearances including Sweet 16 appearances in three of the last four seasons.

During her tenure at Kentucky, Moore has served as the Media Coordinator for the 2011 NCAA Volleyball Regionals, the 2011 NCAA Softball Super Regionals and the 2013 SEC Softball Tournament, the 2008, 2009 and 2012 NCAA Volleyball Tournament's First and Second rounds and the 2013 Softball NCAA Regional.

During the 2012 men's basketball championship season, Moore served as a secondary contact as Anthony Davis captured National Player of the Year accolades and the Blue and White brought home the school's eighth national title. In 2013, Moore helped promote Nerlens Noel to SEC Freshman of the Year and Kyle Wiltjer to SEC Sixth Man of the Year.

Since coming to UK, she has also worked with the men's tennis, women's golf, the swimming and diving teams, football and softball.

Prior to her arrival in Lexington, Moore

earned a bachelor's degree in Journalism/Mass Communication from St. Bonaventure University. While at SBU, Moore served as the Media Coordinator for the 2006 Atlantic 10 Swimming and Diving Championships where the Bonnies captured the men's title for the first time in nearly a decade.

In the summer of 2005, Moore interned with the public relations staff of the WNBA's Washington Mystics.

Moore completed a master's of science degree in Kinesiology and Health Promotion with an emphasis in Sport Leadership from the University of Kentucky in December of 2011.

The Fredericksburg, Va., native is a member of the College Sports Information Directors of America (CoSIDA). She is the daughter of Dave and Jodi Moore, and has one sister, Kate, who is a 2013 graduate of Kentucky.



DEWAYNE PEEVY

DEPUTY ATHLETICS DIRECTOR
(SIXTH SEASON)

DeWayne Peevy is in his sixth year at the University of Kentucky and his first as the deputy director of athletics.

Peevy, who joined UK in August 2008, plays a prominent role in the day-to-day administration of Kentucky's 22-sport intercollegiate athletics program, assisting UK Athletics Director Mitch Barnhart with the direction of the department. Peevy also oversees the men's basketball program and the K Fund development office.

Upon his hiring, Peevy pioneered a 22-sport wide UK blog, an innovative and rare addition to the media relations department, and he oversaw the award-winning Kentucky sports publication department from 2008 until his recent promotion to Deputy Athletics Director.

The Birmingham, Ala., native also served on the NCAA Division I Men's Basketball Final Four Media Coordination Committee through the 2013 NCAA Championship and he previously served as the sports information director representative on the board of the United States Basketball Writers Association.

Peevy came to UK after spending eight years at the Southeastern Conference. He was responsible for the day-to-day publicity of SEC men's basketball. A graduate of the University of Montevallo, Peevy served as the media director of the SEC Men's Basketball Tournament from 2004-08.

Prior to his time at the SEC, Peevy spent nearly three years at his alma mater where

he oversaw and handled all media and promotional operations for all nine varsity sports. He received six national publication awards from the College Sports Information Directors of America at Montevallo.

Peevy also served as the assistant information director at the Gulf South Conference from September 1996 to October 2007.

Peevy received his bachelor of business administration degree in accounting from the University of Montevallo in 1996.

He and his wife, Allison, have two children, Kaitlyn, 13, and Braden, 6.



RAY OLIVER

COORDINATOR OF MEN'S BASKETBALL PERFORMANCE
(FIRST SEASON)

Ray "Rock" Oliver is in his first season as the Coordinator of Men's Basketball Performance after spending the last three years as the director of strength and conditioning for the UK football team.

Oliver's history includes terms in football and basketball on the collegiate and professional levels. Prior to his current stint at UK, he spent six seasons as the associate strength and conditioning coach with the Cincinnati Bengals and has been the head strength coach with the Tampa Bay Buccaneers and the New Jersey Nets of the National Basketball Association.

On the collegiate level, Oliver has been the strength and conditioning coach with football and/or basketball teams at Kansas, Pittsburgh, UK, South Carolina and Memphis. He previously worked UK from 1989-92, also working with the Wildcat basketball team.

A native of Cincinnati, Oliver was a defensive back at Ohio State in 1980-81 before transferring to the University of Cincinnati. While sitting out the '82 season as a transfer, he became interested in strength training under then-UC Coach Mike Gottfried.

When Gottfried moved to the University of Kansas in 1983, Oliver transferred to Kansas and began working as a strength and conditioning coach while completing his degree. He graduated in 1986.

Oliver is married and has two grown children.



**LUNETHA
PRYOR**

ADMINISTRATIVE
ASSISTANT TO THE HEAD
COACH
(FIFTH SEASON)

Lunetha Pryor begins her fifth season with the University of Kentucky men's basketball team and her 12th season as UK head coach John Calipari's assistant.

She works closely with Chris Woolard, associate athletic director for basketball operations in coordinating Coach Calipari's calendar and assists Coach Calipari with all of his travel and recruiting responsibilities.

Pryor is also in charge of coordinating all of Coach Calipari's autograph requests in addition to the ticket requests that the basketball office receives and those of the coaching staff. She also worked for the University of Memphis in athletics.

A Memphis native, Pryor has one daughter, Kia Symone.

**BRIAN
SHORTER**

STRENGTH AND
CONDITIONING ASST.
(SECOND SEASON)

Brian "Ox" Shorter is in his second season as Strength and Conditioning Assistant. His primary focus will be to assist the basketball team in the weight room.

Shorter is no stranger to the basketball court or John Calipari. The Philadelphia native had an impressive basketball career in high school as a graduate from Virginia's Oak Hill Academy. He was named a McDonald's All-American in 1987 and as a result was Calipari's first ever recruit.

College fostered his skill, although only playing three full seasons, Shorter still managed to accumulate 1,633 points, 772 rebounds, and a highly impressive 31 double-doubles. His 18.5 ppg conference average is the 18th best in league history and his 8.1 rpg average ranks 20th all-time. An ox in the paint, he was fouled often, resulting in his title of 10th all-time in Big East history in completed free throws, and first all-time for players with a career less than four years.

His acclaimed awards include two-time Big East first team (1988-1990), Big East Rookie of the year (1989), and Big East second team (1990-91).

Shorter also played for the Italian league, Spain, other European teams and in South America. He has 20 years of professional basketball experience to add to the coaching staff.

Shorter acquired the nickname "Ox" after playing full court 5-on-5. Matched up with senior, Charles Smith, Shorter being only a freshman, Shorter surprised everyone with his physicality, earning the nickname "Ox".

Shorter earned a bachelor's of arts in Liberal Studies from the University of Pittsburg in 2010 and is currently in the process of becoming a Certified Strength and Conditioning Specialist with specific training in injury prevention and nutrition.

He and his wife, Daniela, have three children: Brian, Enrico, and Sherrie.

**CHRIS
SIMMONS**

HEAD ATHLETIC TRAINER
(FIFTH SEASON)

Chris Simmons is an athletic trainer with championship experience in preparing athletes for success on and off the court. He has a proven track record of medical and performance excellence.

Over the last 4 seasons, Simmons has enhanced the health of numerous Men's Basketball players at the University of Kentucky and his summers are spent as head athletic trainer with the Dominican Republic Men's Basketball National program.

Simmons was a member of a Tiger staff that helped direct Memphis to three consecutive record-setting seasons. In his first season, Memphis posted a 33-4 overall record, won the Conference USA regular season & tournament titles, and advanced to the NCAA Tournament Elite Eight. Enroute to the NCAA title contest in 2008, Simmons' quick work on Derrick Rose's cut above his eye suffered in the South Regional semi-final game against Michigan State aided the Tigers' postseason run. Rose finished the Michigan State game and had a tremendous performance against Texas in the South Regional final to claim the NCAA South Regional MVP honor.

Prior to his time at Memphis, he spent the 2005-2006 basketball season as head athletic trainer/coordinator of basketball operations with the Arkansas RimRockers of the NBA Development League.

No stranger to the Southeastern Conference, Simmons earned his master's degree in 2004 from the University of Arkansas. During his tenure with the Razorbacks, he served as a graduate assistant athletic trainer with football.

Simmons is a 2002 graduate of The University of Memphis with his bachelor's degree and a certified member of the National Athletic Trainers' Association & National Academy of Sports Medicine.



**MICHAEL
STONE**

ACADEMIC COUNSELOR
(16TH SEASON)

Michael Stone is entering his 16th year working with student-athletes in the Center for Academic and Tutorial Services (CATS) and his 14th year working with the men's basketball team.

Stone, a native of Clay City, Ky., has made a positive impact on the Kentucky men's basketball program during his tenure. A tireless worker, Stone has assisted current and former student-athletes in their academic responsibilities and post-graduation aspirations. He has been instrumental in the recent success of the Wildcats in the classroom.

In addition to his responsibilities with the men's basketball program, Stone serves as the academic counselor for Kentucky's baseball team. Under his guidance, 12 men's basketball players posted a 3.00 or better grade-point average last spring, while the team finished with a combined GPA of 3.23 for the 2013 spring semester and 2012 fall semester. UK had a 3.4 in the 2013 spring semester – the highest mark of the John Calipari era – and a 3.06 in the 2012 fall semester. The basketball team's 3.4 GPA in the spring was the highest among all men's sports at UK.

Stone has helped 40 men's basketball student-athletes earn All-SEC Academic Team honors during his time with the program, including a school-record 11 in 2013. Prior to Stone's tenure with the men's basketball staff, 29 total student-athletes had earned All-SEC Academic honors, dating back to 1962.

Prior to the start of the 2010 season the Kentucky men's basketball team received an NCAA APR public recognition award for placing in the top 10 percent of the nation's Division I men's basketball APR scores.

In addition to his duties as an academic counselor, Stone oversees all CATS student study hall hours, and supervises academic work and graduation completion for student-athletes returning to school for a fifth year.

Stone is an active member of the National Association of Academic Advisors for Athletics. He currently serves as the Region II Representative for the Student-Athlete Recognition Committee which honors student-athletes who have overcome great obstacles to achieve academic success while participating in intercollegiate athletics.

Stone received both a B.S. in economics and a B.B.A. in marketing (1997), as well as his master's in sports management (2002) from UK.

CLIF WILLIAMS

COORDINATOR OF BASKETBALL SYSTEMS (THIRD SEASON)

Clif Williams is entering his third year on the staff, and his second as Coordinator of Basketball Systems. Williams is currently completing his undergrad in secondary education and will enter the Master's in teaching program.

Williams is in charge of film breakdown and analysis, assists in opponent scouting reports and day to day ops. Additionally, he will assist in film exchange, opponent and self scout edits.

In the summer of 2012, he served on Coach Calipari's staff as Dominican National Team video coordinator for CentroBasket and Olympic qualifying tournaments, working alongside NBA advance scout for the Minnesota Timberwolves, Pat Zipfel.

Prior to joining the staff at UK, Williams coached high school basketball in New Orleans and Lexington.

A native of New Orleans, La., Williams resides in Lexington with his son Bo.

STAFF



2013-14 Managers

Will Barton, Blake Perkins, Brady Kennedy, Mark Evans, Michael Elgien, Robert Hatchett, Michael Stump Not pictured: Andrew Orтели and Brian Sensibaugh



Linda Carmack
Men's Basketball Administrative Assistant



Blake Copass
Student Athletic Trainer



Jamie Holloway
Media Relations Office Coordinator



Allie Schick
Men's Basketball Assistant



Dominique Lombardi
Assistant Video Coordinator



Lee Mills
Committee of 101 President



Patrick Whitmer
Public Address Announcer



Marcia Stone
Statistics Director



Kenny Bourne
Official Scorer



Donnie Adkins
Shot Clock



Mike Rogers
Scoreboard



Christian Latterman, M.D.
Orthopaedic Team Physician



Darren Johnson, M.D.
Orthopaedic Team Physician



Scott Mair, M.D.
Orthopaedic Team Physician



James Jagger, M.D.
Head Team Physician



Rob Hosey, M.D.
Associate Head Team Physician

MITCH BARNHART

ATHLETICS DIRECTOR

Mitch Barnhart knew that the evening of May 30, 2013, was going to be a special night but it turned out to be far more memorable than the UK director of athletics ever imagined.

Barnhart was at the annual Southeastern Conference Awards Dinner, where two of the Wildcats, Chelsea Oswald and Megan Moir, were receiving the SEC Scholar-Athlete of the Year and Community Service Leader of the Year awards, respectively.

What made the event even more memorable for Barnhart were the acceptance speeches made by Oswald and Moir, who pointed out how each had received her inspiration.

"I remember when I was a freshman and our athletic director, Mitch Barnhart, was addressing all of the student-athletes," Oswald said. "He said, 'Being a student-athlete involves excelling not only on the playing field but also in the classroom and in the community – that is when you are truly successful.' This greatly influenced me and I was determined to be an example of what Mr. Barnhart wanted to see in his athletes."

"I would like to thank Mr. Barnhart for the opportunity and the privilege of being a student-athlete at the University of Kentucky," Moir said. "I have so much respect for you and you have shown me what it means to be a true servant-leader. You are a man of high integrity and character and I have grown so much watching your leadership permeate throughout the entire athletic department. I think it is unique to find an athletic director quite like Mr. Barnhart – he can personally name each student-athlete and really takes the time to get to know us. It was not uncommon for Mr. Barnhart to stop and ask me about my family or for us to spend time talking about projects in the community we are involved in."

Such sentiments are common for those who know Barnhart, who is in his 12th year as director of athletics at Kentucky and challenges his student-athletes to succeed in the classroom and community in addition to the arenas of competition.

Since Barnhart's arrival, UK student-athletes have set records for graduation rates and department-wide grade-point average. In addition, UK has a perfect record in the nine-year history of the NCAA Academic Progress Rate. In the community, Wildcat athletes gave more than 4,600 hours of service last year.

Of course, achievement on the fields of play is a vital component and new heights have been

reached in that area as well. In 2012-13, UK finished in the Top 25 in the NACDA Directors Cup standings for the first time in school history. Records have been set for winning conference championships and two teams have become national champions on Barnhart's watch.

Combined with other achievements, these feats are fulfilling Barnhart's ambitious course for the future, which was revealed in November 2008 with the 15 by 15 by 15 Plan. The goals are to win at least 15 conference or national championships and rank among the NCAA's top 15 athletic programs by 2015 – all of which would be unprecedented achievements for UK Athletics – while continuing to expand the department's service to the commonwealth of Kentucky.

Additional accomplishments during Barnhart's term include numerous new or renovated athletic facilities and a \$1.7-million annual gift to the University scholarship program, part of the annual total of approximately \$25 million that UK Athletics spends on campus. In addition, Barnhart recently committed \$65 million towards the construction of a \$100 million science building on campus.

Barnhart has been involved on the national level as well and in the summer of 2013 was appointed to the NCAA Council of Athletic Directors by NCAA President Mark Emmert.

Barnhart arrived at UK from Oregon State, where he served four successful years (1998-2002) as athletics director. Before OSU, he worked in athletics administration posts at Tennessee (1986-98), Southern Methodist University (1983-86), Oregon (1983) and San Diego State (1982-83).

Barnhart is a native of Kansas City, Kan. He earned his bachelor's degree from Ottawa University (Kansas) in 1981 and a master's in sports administration from Ohio University in 1982. His family includes his wife, Connie, three children, Blaire, Scott, Kirby Willoughby and her husband, McKenzie.



CAT SCRATCHES

The Barnhart File

Ottawa University, 1981
12th Year

Following a historic top-25 Directors' Cup finish and a department-wide GPA of better than 3.0 in both the fall and spring semesters, UK Athletics is positioned to reach the goals of the 15 by 15 Plan.

DR. ELI CAPILOUTO

PRESIDENT



BOARD OF TRUSTEES

- C.B. Akins, Sr
- James H. Booth
- William C. Britton
- Edward Britt Brockman
- Sheila Brothers
- Mark P. Bryant
- Jo Hern Curris
- Angela L. Edwards
- William Stamps Farish, Jr.
- Oliver Keith Gannon
- Carol Martin "Bill" Gatton
- David V. Hawpe
- Kelly Sullivan Holland
- Terry Mobley
- Roshan Palli
- C. Frank Shoop
- James W. Stuckert
- Irina Voro
- John F. Wilson
- Barbara Young

Dr. Eli Capilouto became the 12th President of the University of Kentucky on July 1, 2011.

A native of Montgomery, Alabama, Dr. Capilouto previously served as Provost of the University of Alabama-Birmingham (UAB) and Dean of the UAB School of Public Health – a period of remarkable growth and transformation at one of the leading academic and health sciences institutions in the South.

Since his arrival, Dr. Capilouto has intently engaged with University and community stakeholders to renew our founding mission and vision as a public, Flagship, Land Grant and Research University – what he has termed the Kentucky Promise.

This shared covenant calls upon the University of Kentucky to be a shining beacon for the Commonwealth of Kentucky - building a bright future for the people we serve through a comprehensive academic experience that prepares students to compete in a global, 21st century economy; groundbreaking research and discovery that pushes the boundaries of science and improves industry; and outreach through our extension network and critical care medical enterprise to uplift communities and citizens of the Commonwealth.

Critically important to fulfilling this Promise, Dr. Capilouto has led a process to enhance UK's undergraduate experience by increasing institutional investments in merit-based financial aid,

including the prestigious Singletary Scholarship; expanding the University Honors Program; and entering into an innovative public/private partnership to revitalize the core of campus and create a modern living/learning community.

Research at the University of Kentucky is a dynamic enterprise encompassing both traditional scholarship and emerging technologies, and UK's research faculty, staff and students are establishing UK as one of the nation's most prolific public research universities. Dr. Capilouto is committed to growing the research enterprise through high-quality partnerships, both domestic and international, and by recruiting top scholars across the world.

Essential to the service mission of the University of Kentucky is the advanced patient care and outreach provided by UK HealthCare. As the flagship academic-medical center in the region, UK serves patients through a network of health care professionals around the Commonwealth and by providing acute medical care at UK Chandler Hospital.

Dr. Capilouto holds several undergraduate and graduate degrees from schools within the University of Alabama system, and a Doctorate in Health Policy and Management from Harvard University. He and his wife, Dr. Mary Lynne Capilouto (D.M.D.) a former Dean of the UAB School of Dentistry, have one daughter.





2012-2013 SEASON IN REVIEW

2012-2013 FINAL STATS

##	Player	GP-GS	Min/Avg	----TOTAL-----		----3-PTS-----		FT-FTA	Pct	--REBOUNDS--		PF-FO	A	TO	Blk	Stl	Pts/Avg
				FG-FGA	Pct	3FG-FGA	Pct			Off-Def-Tot-Avg							
10	Goodwin, Archie	33-33	1048/31.8	157-357	.440	17-64	.266	135-212	.637	48-104-152-4.6	97-3	88	101	15	36	466/14.1	
22	Poythress, Alex	33-31	852/25.8	133-229	.581	14-33	.424	91-132	.689	62-137-199-6.0	88-6	22	66	14	9	371/11.2	
3	Noel, Nerlens	24-24	765/31.9	98-166	.590	0-0	.000	55-104	.529	65-162-227-9.5	62-1	38	45	106	50	251/10.5	
33	Wiltjer, Kyle	33-10	784/23.8	117-278	.421	55-150	.367	47-58	.810	35-102-137-4.2	51-0	50	42	14	12	336/10.2	
12	Harrow, Ryan	29-24	787/27.1	110-226	.414	21-71	.296	46-65	.708	19-63-82-2.8	70-3	82	48	4	21	287/9.9	
34	Mays, Julius	33-28	1090/33.0	93-247	.377	65-175	.371	55-65	.846	16-81-97-2.9	63-0	95	38	0	14	306/9.3	
15	Cauley-Stein, Willie	29-14	683/23.6	105-169	.621	0-0	.000	32-86	.372	67-112-179-6.2	70-2	27	48	60	24	242/8.3	
5	Polson, Jarrod	33-1	457/13.8	36-68	.529	6-21	.286	23-32	.719	18-37-55-1.7	47-0	35	25	2	10	101/3.1	
4	Hood, Jon	23-0	146/6.3	13-26	.500	6-15	.400	2-2	1.000	7-21-28-1.2	13-0	2	3	1	7	34/1.5	
11	Beckham, Twany	5-0	17/3.4	1-3	.333	0-0	.000	0-1	.000	0-2-2-0.4	0-0	2	1	1	1	2/0.4	
13	Malone, Sam	3-0	6/2.0	0-0	.000	0-0	.000	0-0	.000	1-2-3-1.0	0-0	0	2	0	0	0/0.0	
21	Lanter, Tod	6-0	9/1.5	0-3	.000	0-2	.000	0-0	.000	1-1-2-0.3	1-0	0	2	0	0	0/0.0	
32	Long, Brian	3-0	6/2.0	0-3	.000	0-1	.000	0-0	.000	0-0-0-0.0	0-0	0	0	0	1	0/0.0	
TM TEAM.....										40-46-86	3		9				
Total.....		33	6650	863-1815	.475	184-532	.346	486-757	.642	379-870-1249-37.8	566-15	441	430	217	185	2396/72.6	
Opponents.....		33	6650	763-1944	.392	179-552	.324	422-587	.719	395-712-1107-33.5	655-21	360	390	116	195	2127/64.5	

SCORE BY PERIODS:	1st	2nd	OT	Total
Kentucky	1150	1221	25	2396
Opponents	1001	1112	14	2127

2012 - 2013 FINAL SEC STATS

##	Player	GP-GS	Min/Avg	----TOTAL-----		----3-PTS-----		FT-FTA	Pct	--REBOUNDS--		PF-FO	A	TO	Blk	Stl	Pts/Avg
				FG-FGA	Pct	3FG-FGA	Pct			Off-Def-Tot-Avg							
10	Goodwin, Archie	18-18	577/32.1	80-196	.408	7-38	.184	63-110	.573	29-44-73-4.1	57-2	37	56	6	21	230/12.8	
12	Harrow, Ryan	18-17	534/29.7	73-168	.435	13-47	.277	38-49	.776	12-44-56-3.1	51-3	50	33	3	7	197/10.9	
3	Noel, Nerlens	11-11	375/34.1	44-69	.638	0-0	.000	29-56	.518	27-79-106-9.6	23-0	16	23	60	16	117/10.6	
34	Mays, Julius	18-15	597/33.2	53-127	.417	42-99	.424	29-37	.784	7-48-55-3.1	37-0	44	21	0	6	177/9.8	
22	Poythress, Alex	18-17	449/24.9	60-113	.531	7-16	.438	50-68	.735	29-82-111-6.2	53-5	14	29	4	7	177/9.8	
33	Wiltjer, Kyle	18-1	439/24.4	57-148	.385	22-71	.310	32-39	.821	17-54-71-3.9	27-0	26	27	8	7	168/9.3	
15	Cauley-Stein, Willie	14-10	351/25.1	54-84	.643	0-0	.000	17-47	.362	32-57-89-6.4	40-2	12	28	31	10	125/8.9	
5	Polson, Jarrod	18-1	241/13.4	19-33	.576	4-11	.364	13-16	.813	12-22-34-1.9	29-0	16	17	1	3	55/3.1	
4	Hood, Jon	13-0	78/6.0	6-13	.462	1-5	.200	2-2	1.000	5-14-19-1.5	6-0	2	0	1	2	15/1.2	
32	Long, Brian	1-0	2/2.0	0-2	.000	0-0	.000	0-0	.000	0-0-0-0.0	0-0	0	0	0	1	0/0.0	
21	Lanter, Tod	3-0	4/1.3	0-1	.000	0-0	.000	0-0	.000	1-1-2-0.7	1-0	0	2	0	0	0/0.0	
13	Malone, Sam	1-0	3/3.0	0-0	.000	0-0	.000	0-0	.000	1-0-1-1.0	0-0	0	0	0	0	0/0.0	
TM TEAM.....										30-27-57	2		8				
Total.....		18	3650	446-954	.468	96-287	.334	273-424	.644	202-472-674-37.4	326-12	217	244	114	80	1261/70.1	
Opponents.....		18	3650	433-1088	.398	100-312	.321	248-342	.725	232-383-615-34.2	363-11	203	179	67	111	1214/67.4	

SCORE BY PERIODS:	1st	2nd	OT	Total
Kentucky	606	630	25	1261
Opponents	555	645	14	1214

2012-2013 TEAM HIGHS AND LOWS

Kentucky - Game Highs

POINTS

104..... LIU-BROOKLYN (11/23/12)
101..... LAFAYETTE (11/16/12)
90..... MISSOURI (2/23/13)
90..... EASTERN MICHIGAN (1/2/13)
88..... LIPSCOMB (12/15/12)
88..... SAMFORD (12/4/12)

FG MADE

42..... LIU BROOKLYN (11/23/12)
40..... LAFAYETTE (11/16/12)

FG ATT.

71..... BAYLOR (12/1/12)
69..... MARSHALL (12/22/12)

FG PCT.

.677 (42-62)..... LIU BROOKLYN (11/23/12)
.645 (40-62)..... LAFAYETTE (11/16/12)

3 PT FG MADE

11..... LAFAYETTE (11/16/12)
10..... EASTERN MICHIGAN (1/2/13)
10..... AT LOUISVILLE (12/29/12)

3 PT FG ATT.

26..... AT GEORGIA (3/7/13)
26..... EASTERN MICHIGAN (1/2/13)

3 PT FG PCT.

.625 (5-8)..... SOUTH CAROLINA (2/5/13)
.579 (11-19)..... LAFAYETTE (11/16/12)

FT MADE

31..... MOREHEAD ST (11/21/12)
26..... AUBURN (2/9/13)

FT ATTEMPTS

41..... MOREHEAD ST (11/21/12)
38..... AUBURN (2/9/13)

FT PCT.

.778 (21-27)..... MARSHALL (12/22/12)
.778 (14-18)..... AT TENNESSEE (2/16/13)

REBOUNDS

52..... EASTERN MICHIGAN (1/2/13)
48..... MARSHALL (12/22/12)
48..... BAYLOR (12/1/12)

ASSISTS

28..... LIU BROOKLYN (11/23/12)
23..... SAMFORD (12/4/12)
23..... LAFAYETTE (11/16/12)

STEALS

15..... LAFAYETTE (11/16/12)
12..... LIPSCOMB (12/15/12)

BLOCKS

13..... AT OLE MISS (1/29/13)
12..... PORTLAND (12/8/12)

TURNOVERS

19..... AT ARKANSAS (3/2/13)
19..... AT TEXAS A&M (2/2/13)

FOULS

26..... AT GEORGIA (3/7/13)
25..... AT TENNESSEE (2/16/13)

Opponent - Game Highs

POINTS

88..... AT TENNESSEE (2/16/13)
83..... MISSOURI (2/23/13)
83..... TEXAS A&M (1/12/13)
80..... AT LOUISVILLE (12/29/12)
75..... LIU BROOKLYN (11/23/12)
75..... VS. DUKE (11/13/12)

FG MADE

33..... MISSOURI (2/23/13)
31..... TEXAS A&M (1/12/13)

FG ATT.

85..... AT OLE MISS (1/29/13)
76..... MISSOURI (2/23/13)

FG PCT.

.580 (29-50)..... AT TENNESSEE (2/16/13)
.525 (31-59)..... TEXAS A&M (1/12/13)

3 PT FG MADE

10..... VANDERBILT (2/20/13)
9..... TEXAS A&M (1/12/13)

3 PT FG ATT.

30..... AT VANDERBILT (1/10/13)
25..... AT ARKANSAS (3/2/13)

3 PT FG PCT.

1.000 (5-5)..... AT TENNESSEE (2/16/13)
.538 (7-13)..... AUBURN (2/9/13)

FT MADE

27..... AT GEORGIA (3/7/13)
25..... AT TENNESSEE (2/16/13)

FT ATT.

34..... AT GEORGIA (3/7/13)
31..... AT TENNESSEE (2/16/13)

FT PCT.

1.000 (14-14)..... AT ROBERT MORRIS (3/19/13)
1.000 (4-4)..... EASTERN MICHIGAN (1/2/13)
1.000 (1-1)..... LAFAYETTE (11/16/13)

REBOUNDS

54..... VS. MARYLAND (11/9/12)
52..... AT OLE MISS (1/29/13)

ASSISTS

17..... AT FLORIDA (2/12/13)
17..... VS. MARYLAND (11/9/12)

STEALS

11..... AT ARKANSAS (3/2/13)
10..... MISSOURI (2/23/13)
10..... AT ALABAMA (1/22/13)

BLOCKS

9..... AT FLORIDA (2/12/13)
9..... AT ALABAMA (1/22/13)

TURNOVERS

28..... LAFAYETTE (11/16/12)
24..... LIPSCOMB (12/15/12)

FOULS

32..... MOREHEAD STATE (11/21/12)
29..... AUBURN (2/9/13)

Kentucky - Game Lows

POINTS

48..... VS VANDERBILT (3/15/13)
50..... AT NOTRE DAME (11/29/12)
52..... AT FLORIDA (2/12/13)
55..... BAYLOR (12/1/12)
55..... AT ALABAMA (1/22/13)

FG MADE

18..... VS VANDERBILT (3/15/13)
19..... AT NOTRE DAME (11/29/12)
19..... AT TENNESSEE (2/16/13)

FG ATT.

40..... AT ROBERT MORRIS (3/19/13)
43..... AT ARKANSAS (3/2/13)

FG PCT.

.296 (21-71)..... BAYLOR (12/1/12)
.346 (18-52)..... VS. VANDERBILT (3/15/13)

3 PT FG MADE

2..... MOREHEAD STATE (11/21/12)
2..... LSU (1/26/13)
2..... AT ROBERT MORRIS (3/19/13)

3 PT FG ATT.

8..... SOUTH CAROLINA (2/5/13)
9..... AT ALABAMA (1/22/13)

3 PT FG PCT.

.176 (3-17)..... MARSHALL (12/22/12)
.176 (3-17)..... AT VANDERBILT (1/10/13)

FT MADE

6..... AT ALABAMA (1/22/13)
6..... AT FLORIDA (2/12/13)

FT ATT.

11..... AT ALABAMA (1/22/13)
11..... AT FLORIDA (2/12/13)
11..... MISSISSIPPI STATE (2/27/13)

FT PCT.

.478 (11-23)..... AT LOUISVILLE (12/29/12)
.500 (8-16)..... VS VANDERBILT (3/15/13)
.500 (9-18)..... BAYLOR (12/1/12)

REBOUNDS

21..... AT TENNESSEE (2/16/13)
25..... AT ROBERT MORRIS (3/19/13)

ASSISTS

5..... AT ARKANSAS (3/2/13)
6..... VS VANDERBILT (3/15/13)

STEALS

1..... AT ROBERT MORRIS (3/19/13)
2..... VS VANDERBILT (3/15/13)

BLOCKS

2..... AT GEORGIA (3/7/13)
2..... VS VANDERBILT (3/15/13)

TURNOVERS

7..... VANDERBILT (2/20/13)
7..... VS VANDERBILT (3/15/13)

FOULS

8..... LAFAYETTE (11/16/12)
9..... EASTERN MICHIGAN (1/2/13)

2013 - 2014 KENTUCKY MEN'S BASKETBALL

Opponent - Game Lows

POINTS	
38.....	EASTERN MICHIGAN (1/2/13)
46.....	PORTLAND (12/8/12)
49.....	LAFAYETTE (11/16/12)
50.....	LIPSCOMB (12/15/12)
53.....	AT AUBURN (1/19/13)
FG MADE	
15.....	EASTERN MICHIGAN (1/2/13)
16.....	PORTLAND (12/8/12)
FG ATT.	
44.....	AT ROBERT MORRIS (3/19/13)
46.....	VS VANDERBILT (3/15/13)
FG PCT.	
.242 (15-62)..	EASTERN MICHIGAN (1/2/13)
.271 (16-59).....	PORTLAND (12/8/12)
3 PT FG MADE	
0.....	AT AUBURN (1/19/13)
2.....	AT ALABAMA (1/22/13)
2.....	AT TEXAS A&M (2/2/13)
3 PT FG ATT.	
5.....	AT TENNESSEE (2/16/13)
7.....	AT LOUISVILLE (12/29/12)
3 PT FG PCT.	
.000 (0-15).....	AT AUBURN (1/19/13)
.154 (2-13).....	AT ALABAMA (1/22/13)
FT MADE	
1.....	LAFAYETTE (11/16/12)
4.....	EASTERN MICHIGAN (1/2/13)
4.....	AT VANDERBILT (1/10/13)
FT ATT.	
1.....	LAFAYETTE (11/16/12)
4.....	EASTERN MICHIGAN (1/2/13)
FT PCT.	
.500 (4-8).....	AT VANDERBILT (1/10/13)
.538 (14-26).....	MARSHALL (12/22/12)
REBOUNDS	
19.....	AT ROBERT MORRIS (3/19/13)
24.....	LIU BROOKLYN (11/23/12)
ASSISTS	
5.....	LIPSCOMB (12/15/12)
5.....	SOUTH CAROLINA (2/5/13)
STEALS	
2.....	VANDERBILT (2/20/13)
BLOCKS	
0.....	LAFAYETTE (11/16/12)
0.....	AT NOTRE DAME (11/29/12)
TURNOVERS	
5.....	VS VANDERBILT (3/15/13)
6.....	AT ALABAMA (1/22/13)
FOULS	
13.....	AT ALABAMA (1/22/13)
13.....	AT FLORIDA (2/12/13)

Kentucky - Individual Game Highs

POINTS	
28.....	Goodwin vs. Morehead St. (11/21/12)
26.....	Wiltjer at Ole Miss (1/29/13)
24.....	Mays vs. Missouri (2/23/13)
24.....	Goodwin at Ole Miss (1/29/13)
23.....	Harrow vs. Marshall (12/22/12)
23.....	Wiltjer vs. Lipscomb (12/15/12)
23.....	Wiltjer vs. Lafayette (11/16/12)
FG Made	
10.....	Wiltjer vs. Lafayette (11/16/12)
10.....	Harrow vs. Marshall (12/22/12)
Field Goal Att.	
19.....	Wiltjer at Ole Miss (1/29/13)
17.....	Goodwin vs. Marshall (12/22/12)
17.....	Harrow vs. Marshall (12/22/12)
FG PCT (MIN 5 MADE)	
1.000 (6-6)...	Harrow vs. S. Carolina (2/5/13)
1.000 (5-5)...	Cauley-Stein vs. Auburn (2/9/13)
3-PT FG MADE	
7.....	Wiltjer vs. Lipscomb (12/15/12)
7.....	Wiltjer vs. Lafayette (11/16/12)

3-PT FG ATT.	
12.....	Wiltjer at Ole Miss (1/29/13)
11.....	Wiltjer at Georgia (3/7/13)
11.....	Wiltjer vs. Lafayette (11/16/12)
3-PT FG PCT (MIN 2 MADE)	
1.000 (2-2).....	Poythress vs. Tennessee (1/15/13)
.800 (4-5).....	Mays vs. S. Carolina (2/5/13)
.800 (4-5).....	Mays at Alabama (1/22/13)
.800 (4-5)....	Harrow vs. E. Michigan (1/2/13)
FT MADE	
12.....	Goodwin at Ole Miss (1/29/13)
12.....	Goodwin vs. Morehead St. (11/21/12)
FT ATT.	
17.....	Goodwin vs. Morehead St. (11/21/12)
14.....	Goodwin at Ole Miss (1/29/12)
FT PCT (MIN 8 MADE)	
1.000 (8-8).....	Goodwin at Robert Morris (3/19/13)
1.000 (8-8).....	Poythress vs. Morehead St. (11/21/12)
REBOUNDS	
16.....	Noel vs. Baylor (12/1/12)
14.....	Noel at Texas A&M (2/2/13)
ASSISTS	
10.....	Mays vs. Lafayette (11/16/12)
9.....	Goodwin vs. LIU Brooklyn (11/23/12)
STEALS	
6.....	Noel vs. Baylor (12/1/12)
4.....	Goodwin vs. Florida (3/9/13)
4.....	Noel vs. Tennessee (1/15/13)
4.....	Noel vs. Texas A&M (1/12/13)
4.....	Harrow vs. E. Michigan (1/2/13)
4.....	Noel vs. Lipscomb (12/15/12)
4.....	Noel vs. Lafayette (11/16/12)
4.....	Noel vs. Duke (11/13/12)
BLOCKS	
12.....	Noel at Ole Miss (1/29/13)
8.....	Noel at Alabama (1/22/13)
TURNOVERS	
7.....	Goodwin vs. Missouri (2/23/13)
6.....	Wiltjer at Texas A&M (2/2/13)
FOULS	
5.....	Goodwin at Georgia (3/7/13)
5.....	Poythress at Georgia (3/7/13)
5.....	Harrow at Georgia (3/7/13)
5.....	Poythress at Arkansas (3/2/13)
5.....	Harrow vs. Vanderbilt (2/20/13)
5.....	Cauley-Stein at Tennessee (2/16/13)
5.....	Poythress at Tennessee (2/16/13)
5.....	Harrow at Tennessee (2/16/13)
5.....	Poythress at Alabama (1/22/13)
5.....	Goodwin vs. Tennessee (1/15/13)
5.....	Cauley-Stein vs. Texas A&M (1/12/13)
5.....	Poythress at Vanderbilt (1/10/13)
5.....	Poythress vs. Marshall (12/22/12)
5.....	Noel vs. Lipscomb (12/15/12)
5.....	Goodwin vs. Baylor (12/1/12)

Opponent - Individual Game Highs

POINTS	
40.....	Turner, Texas A&M (1/12/13)
27.....	Pressey, Missouri (2/23/13)
24.....	Caldwell-Pope, Georgia (3/7/13)
23.....	McRae, Tennessee (1/15/13)
23.....	Chavis, Morehead St. (11/21/12)
23.....	Curry, Duke (11/13/12)
23.....	Len, Maryland (11/9/12)
FG MADE	
14.....	Turner, Texas A&M (1/12/13)
12.....	Pressey, Missouri (2/23/13)
FG ATT	
24.....	Pressey, Missouri (2/23/13)
23.....	Turner, Texas A&M (2/2/13)

FG PCT (MIN 5 MADE)	
.875 (7-8).....	Plumlee, Duke (11/13/12)
.750 (6-8).....	Golden, Tennessee (2/16/13)
.750 (6-8).....	Prather, Florida (2/12/13)
.750 (6-8).....	Johnson, Lafayette (11/16/12)
3-POINT FG MADE	
6.....	Turner, Texas A&M (1/12/13)
4.....	Odom, Vanderbilt (2/20/13)
4.....	Johnson, Auburn (2/9/13)
4.....	Hickey, LSU (1/26/13)
3-POINT FG ATT	
11.....	Henderson, Ole Miss (1/29/13)
10.....	Turner, Texas A&M (1/12/13)
3-PT FG PCT (MIN 2 MADE)	
1.000 (3-3).....	McBee, Tennessee (2/16/13)
1.000 (3-3).....	White, Ole Miss (1/29/13)
1.000 (2-2).....	Tinnon, Marshall (12/22/12)
1.000 (2-2)....	Martin, Notre Dame (11/29/12)
FT MADE	
11.....	Golden, Tennessee (2/16/13)
10.....	Caldwell-Pope, Georgia (3/7/13)
FT ATT	
12.....	Golden, Tennessee (2/16/13)
12.....	Henderson, Ole Miss (1/29/13)
FT PCT (MIN 6 MADE)	
1.000 (8-8).....	Williams, Georgia (3/7/13)
1.000 (6-6)...	Jones, Robert Morris (3/19/13)
1.000 (6-6).....	Turner, Texas A&M (2/2/13)
1.000 (6-6).....	Turner, Texas A&M (1/12/13)
1.000 (6-6).....	Curry, Duke (11/13/12)
1.000 (6-6).....	Padgett, Maryland (11/9/12)
REBOUNDS	
16.....	Spikes, Marshall (12/22/12)
15.....	Oriakhi, Missouri (2/23/13)
ASSISTS	
10.....	Pressey, Missouri (2/23/13)
8.....	Golden, Tennessee (2/16/13)
8.....	Wilbekin, Florida (2/12/13)
STEALS	
4.....	Wade, Arkansas (3/2/13)
4.....	Pressey, Missouri (2/23/13)
4.....	Lacey, Alabama (1/22/13)
4.....	Johnson, Vanderbilt (1/10/13)
4.....	Jackson, Baylor (12/1/12)
BLOCKED	
5.....	Gueye, Missouri (2/23/13)
5.....	Jefferson, Baylor (12/1/12)
TURNOVERS	
7.....	Jackson, Baylor (12/1/12)
6.....	Ross, Eastern Michigan (1/2/13)
6.....	Rodgers, Portland (12/8/12)
6.....	Rufer, Lafayette (11/16/12)
FOULS	
5.....	Cunningham, Mississippi St. (2/27/13)
5.....	Oriakhi, Missouri (2/23/13)
5.....	Bowers, Missouri (2/23/13)
5.....	Moore, Tennessee (2/16/13)
5.....	Chubb, Auburn (2/9/13)
5.....	Dixon-Tatum, Auburn (2/9/13)
5.....	Caruso, Texas A&M (2/2/13)
5.....	Harris, Texas A&M (2/2/13)
5.....	White, Ole Miss (1/29/13)
5.....	Makanjuola, Tennessee (1/15/13)
5.....	Stokes, Tennessee (1/15/13)
5.....	Siva, Louisville (12/29/12)
5.....	Goff, Marshall (12/22/12)
5.....	Barker, Portland (12/8/12)
5.....	Carr, Portland (12/8/12)
5.....	Reed, LIU Brooklyn (11/23/12)
5.....	Owens, Morehead State (11/21/12)
5.....	Atkinson, Morehead State (11/21/12)
5.....	Flanningan, Lafayette (11/16/12)
5.....	Plumlee, Duke (11/13/12)
5.....	Hairston, Duke (11/13/12)

2012-2013

POINTS-REBOUNDS-ASSISTS

				03	04	05	10	11	12	13	15	21	22	32	33	34
Opponent	Date	Score	WL	NOEL	HOOD	POLSON	GOODWIN	BECKHAM	HARROW	MALONE	WCS	LANTER	POYTHRESS	LONG	WILTJER	MAYS
vs Maryland	11/9/12	72-69	W	4-9-0	DNP	10-2-3	16-2-2	DNP	0-0-2	DNP	8-6-2	DNP	8-7-0	DNP	19-6-2	7-2-1
vs Duke	11/13/12	68-75	L	16-8-2	0-0-0	0-1-0	16-6-4	DNP	DNP	DNP	4-0-0	DNP	20-8-0	DNP	5-3-4	7-1-3
LAFAYETTE	11/16/12	101-49	W	15-7-4	0-2-0	7-2-3	13-3-3	2-0-1	DNP	DNP	14-4-0	0-0-0	22-5-0	0-0-0	23-4-2	5-3-10
MOREHEAD ST	11/21/12	81-70	W	9-11-4	DNP	2-1-0	28-6-4	DNP	DNP	DNP	2-4-1	DNP	20-8-0	DNP	9-4-0	11-3-2
LIU-BROOKLYN	11/23/12	104-75	W	18-8-5	3-1-0	5-2-1	22-9-9	DNP	DNP	DNP	12-8-1	DNP	22-9-1	DNP	7-4-5	15-0-6
at Notre Dame	11/29/12	50-64	L	10-7-1	2-0-0	2-1-1	3-7-5	DNP	2-1-0	DNP	6-1-1	DNP	3-2-1	DNP	6-5-0	16-2-3
BAYLOR	12/1/12	55-64	L	8-16-2	0-0-0	0-0-0	17-6-5	DNP	2-3-2	DNP	6-7-0	DNP	13-6-2	DNP	3-2-0	6-5-1
SAMFORD	12/4/12	88-56	W	13-6-0	6-1-0	1-1-4	18-3-4	DNP	2-0-4	DNP	12-12-1	DNP	16-8-1	DNP	10-7-4	10-3-5
PORTLAND	12/8/12	74-46	W	7-9-2	0-0-0	0-1-0	15-8-4	0-0-0	8-4-6	0-0-0	4-7-0	0-0-0	15-6-0	DNP	12-3-2	13-4-0
LIPSCOMB	12/15/12	88-50	W	7-9-1	3-1-0	7-1-1	10-4-4	0-1-0	12-1-2	DNP	8-2-4	DNP	11-4-0	DNP	23-12-2	7-6-4
MARSHALL	12/22/12	82-54	W	11-10-0	DNP	0-1-0	18-6-2	0-0-1	23-4-4	DNP	8-7-1	DNP	9-9-1	DNP	8-5-0	5-3-5
at LOUISVILLE	12/29/12	77-80	L	8-8-0	DNP	0-1-0	22-5-2	DNP	17-5-3	DNP	6-8-2	DNP	7-5-0	DNP	14-3-1	3-3-2
E. MICHIGAN	1/2/13	90-38	W	8-13-1	DNP	2-4-2	8-2-2	0-1-0	15-2-8	0-2-0	11-11-1	0-0-0	16-5-1	0-0-0	17-5-2	13-3-4
at Vanderbilt	1/10/13	60-58	W	13-7-0	DNP	0-0-0	12-5-3	DNP	16-4-4	DNP	7-8-4	DNP	7-6-0	DNP	2-1-1	3-4-0
TEXAS A&M	1/12/13	71-83	L	15-11-6	DNP	0-0-0	17-2-1	DNP	14-3-2	DNP	6-3-0	DNP	12-6-1	DNP	0-2-0	7-0-4
TENNESSEE	1/15/13	75-65	W	12-9-2	DNP	0-0-0	8-2-3	DNP	12-3-4	DNP	7-5-0	DNP	10-8-1	DNP	17-5-2	9-0-1
at Auburn	1/19/13	75-53	W	10-9-0	0-1-0	6-3-0	12-7-1	DNP	12-5-8	DNP	DNP	DNP	12-7-0	DNP	17-4-5	6-3-3
at Alabama	1/22/13	55-59	L	8-13-0	0-1-0	2-3-2	7-7-2	DNP	6-1-2	DNP	DNP	DNP	6-5-0	DNP	14-7-2	12-3-1
LOUISIANA STATE	1/26/13	75-70	W	10-8-2	0-0-0	2-1-0	15-5-2	DNP	11-1-1	DNP	DNP	DNP	20-12-0	DNP	8-3-1	9-4-1
at Ole Miss	1/29/13	87-74	W	2-7-2	0-3-1	2-2-1	24-6-4	DNP	13-3-2	DNP	DNP	DNP	15-7-0	DNP	26-7-3	5-7-4
at Texas A&M	2/2/13	72-68	WOT	19-14-3	DNP	2-1-1	9-2-2	DNP	8-1-3	DNP	0-1-0	DNP	5-4-0	DNP	10-5-2	19-2-2
SOUTH CAROLINA	2/5/13	77-55	W	10-10-0	2-0-0	0-2-2	13-5-3	DNP	12-2-4	DNP	13-6-0	DNP	7-9-0	DNP	5-6-0	15-1-4
AUBURN	2/9/13	72-62	W	10-12-1	DNP	3-3-2	3-2-1	DNP	12-1-1	DNP	12-4-1	DNP	8-2-2	DNP	14-3-2	10-6-2
at Florida	2/12/13	52-69	L	8-6-0	0-1-0	4-1-1	8-1-3	DNP	0-1-1	DNP	10-6-1	DNP	5-4-2	DNP	7-2-0	10-2-3
at Tennessee	2/16/13	58-88	L	DNP	4-3-0	11-4-0	7-2-4	DNP	0-0-0	DNP	2-2-1	0-0-0	4-2-0	DNP	18-6-0	12-1-3
VANDERBILT	2/20/13	74-70	W	DNP	0-0-0	3-3-1	16-6-3	DNP	12-5-4	DNP	20-7-0	DNP	7-4-0	DNP	7-3-0	9-6-6
MISSOURI	2/23/13	90-83	WOT	DNP	0-0-0	0-0-0	18-3-1	DNP	16-8-6	DNP	7-12-1	DNP	21-7-2	DNP	4-1-3	24-6-3
MISSISSIPPI ST.	2/27/13	85-55	W	DNP	5-3-1	9-4-3	11-3-1	DNP	19-7-4	0-1-0	12-6-1	0-2-0	16-8-1	0-0-0	2-3-3	11-3-4
at Arkansas	3/2/13	60-73	L	DNP	0-4-0	6-1-0	14-5-2	DNP	10-3-2	DNP	13-10-0	DNP	9-4-0	DNP	5-5-1	3-4-0
at Georgia	3/7/13	62-72	L	DNP	4-3-0	1-4-1	20-6-0	DNP	11-4-0	DNP	10-11-2	0-0-0	4-4-3	DNP	12-4-1	0-2-1
FLORIDA	3/9/13	61-57	W	DNP	0-0-0	4-2-2	16-4-1	DNP	13-4-2	DNP	6-8-1	DNP	9-12-2	DNP	0-4-0	13-1-2
vs Vanderbilt	3/15/13	48-64	L	DNP	3-1-0	0-2-1	12-5-0	DNP	4-5-1	DNP	7-9-1	DNP	6-4-0	DNP	10-3-0	6-1-3
at Robert Morris	3/19/13	57-59	L	DNP	2-3-0	10-1-3	18-7-1	DNP	5-1-0	DNP	9-4-0	DNP	6-2-1	DNP	2-0-0	5-3-2

2012-2013 RESULTS

Overall 38-2 • Home 18-0 • Away 8-1 • Neutral 12-1

Date	Opponent	W/L	Result	High Scorer	High Rebounder
11/9/12	1 vs Maryland	W	72-69	(19) Wiltjer, Kyle	(9) Noel, Nerlens
11/13/12	2 vs Duke	L	68-75	(20) Poythress, Alex	(8) Noel, Nerlens/Poythress, Alex
11/16/12	3 LAFAYETTE	W	101-49	(23) Wiltjer, Kyle	(7) Noel, Nerlens
11/21/12	3 MOREHEAD STATE	W	81-70	(28) Goodwin, Archie	(11) Noel, Nerlens
11/23/12	3 LIU-BROOKLYN	W	104-75	(22) Goodwin, Archie/Poythress, Alex	(9) Goodwin, Archie/Poythress, Alex
11/29/12	4 at Notre Dame	L	50-64	(16) Mays, Julius	(7) Goodwin, Archie/Noel, Nerlens
12/1/12	BAYLOR	L	55-64	(17) Goodwin, Archie	(16) Noel, Nerlens
12/4/12	SAMFORD	W	88-56	(18) Goodwin, Archie	(12) Cauley-Stein, Willie
12/8/12	PORTLAND	W	74-46	(15) Poythress, Alex/Goodwin, Archie	(9) Noel, Nerlens
12/15/12	LIPSCOMB	W	88-50	(23) Wiltjer, Kyle	(12) Wiltjer, Kyle
12/22/12	MARSHALL	W	82-54	(23) Harrow, Ryan	(10) Noel, Nerlens
12/29/12	at LOUISVILLE	L	77-80	(22) Goodwin, Archie	(8) Cauley-Stein, Willie/Noel, Nerlens
1/2/13	EASTERN MICHIGAN	W	90-38	(17) Wiltjer, Kyle	(13) Noel, Nerlens
1/10/13	* at Vanderbilt	W	60-58	(16) Harrow, Ryan	(8) Cauley-Stein, Willie
1/12/13	* TEXAS A&M	L	71-83	(17) Goodwin, Archie	(11) Noel, Nerlens
1/15/13	* TENNESSEE	W	75-65	(17) Wiltjer, Kyle	(9) Noel, Nerlens
1/19/13	* at Auburn	W	75-53	(17) Wiltjer, Kyle	(9) Noel, Nerlens
1/22/13	* at Alabama	L	55-59	(14) Wiltjer, Kyle	(13) Noel, Nerlens
1/26/13	* LOUISIANA STATE	W	75-70	(20) Poythress, Alex	(12) Poythress, Alex
1/29/13	* at Ole Miss	W	87-74	(26) Wiltjer, Kyle	(7) Poythress, Alex/Mays, Julius/Wiltjer, Kyle
2/2/13	* at Texas A&M	Wot	72-68	(19) Noel, Nerlens/Mays, Julius	(14) Noel, Nerlens
2/5/13	* SOUTH CAROLINA	W	77-55	(15) Mays, Julius	(10) Noel, Nerlens
2/9/13	* AUBURN	W	72-62	(14) Wiltjer, Kyle	(12) Noel, Nerlens
2/12/13	* at Florida	L	52-69	(10) Mays, Julius/Cauley-Stein, Willie	(6) Cauley-Stein, Willie/Noel, Nerlens
2/16/13	* at Tennessee	L	58-88	(18) Wiltjer, Kyle	(6) Wiltjer, Kyle
2/20/13	* VANDERBILT	W	74-70	(20) Cauley-Stein, Willie	(7) Cauley-Stein, Willie
2/23/13	* MISSOURI	Wot	90-83	(24) Mays, Julius	(12) Cauley-Stein, Willie
2/27/13	* MISSISSIPPI STATE	W	85-55	(19) Harrow, Ryan	(8) Poythress, Alex
3/2/13	* at Arkansas	L	60-73	(14) Goodwin, Archie	(10) Cauley-Stein, Willie
3/7/13	* at Georgia	L	62-72	(20) Goodwin, Archie	(11) Cauley-Stein, Willie
3/9/13	* FLORIDA	W	61-57	(16) Goodwin, Archie	(12) Poythress, Alex
3/15/13	5 vs Vanderbilt	L	48-64	(12) Goodwin, Archie	(9) Cauley-Stein, Willie
3/19/13	6 at Robert Morris	L	57-59	(18) Goodwin, Archie	(7) Goodwin, Archie

1-Barclays Center Classic (Barclay's Center, Brooklyn);
 2-Champions Classic (Georgia Dome, Atlanta);
 3-Barclay's Center Classic (Rupp Arena);
 4-SEC/Big East Challenge (South Bend, Ind.);

5-SEC Tournament (Bridgestone Arena, Nashville);
 6-NIT 1st Round (SeWall Center, Moon Township, Pa.)
 * = Conference game

UK in the Weekly Polls

Date	AP/USA	Date	AP/USA
Preseason	3/3	Dec. 24	rv/23
Nov. 12	3/3	Dec. 31	rv/rv
Nov. 19	8/7	Jan. 7	rv/rv
Nov. 26	8/8	Jan. 14	nr/nr
Dec. 3	rv/19	Jan. 21	nr/nr
Dec. 10	rv/22	Jan. 28	nr/nr
Dec. 17	rv/23	Feb. 4	rv/rv

Attendance

Site	Games	Total	Avg/Game
Home	18	415,775	23,099
Away	12	156,372	13,-031
Neutral	3	58,771	19,590
TOTAL	33	630,918	19,119

*Led NCAA

2012-2013

GAME-BY-GAME STATISTICS

Opponent	Date	Score	W/L	FG-FGA		Pct		3FG-FGA		Pct		FT-FTA		Pct		Rebounds		PF	A	TO	Blk	Stl	Pts
				Off	Def	Tot	Off	Def	Tot	Off	Def	Tot	Off	Def	Tot								
UK	11/9/12	72-69	W	24-56	.429	6-13	.462	18-28	.643	13-25-38	16	12	12	11	5	72							
vs. Maryland				25-75	.333	3-19	.158	16-21	.762	28-26-54	23	17	11	5	6	69							
UK	11/13/12	68-75	L	25-51	.490	4-10	.400	14-21	.667	9-21-30	20	13	13	4	4	68							
vs. Duke				26-57	.456	8-18	.444	15-22	.682	11-20-31	17	16	8	6	6	75							
UK	11/16/12	101-49	W	40-62	.645	11-19	.579	10-16	.625	7-24-31	8	23	10	3	15	101							
LAFAYETTE				21-52	.404	6-23	.261	1-1	1.000	7-20-27	16	10	28	0	6	49							
UK	11/21/12	81-70	W	24-47	.511	2-10	.200	31-41	.756	8-29-37	12	11	13	11	3	81							
MOREHEAD STATE				25-68	.368	6-24	.250	14-16	.875	16-19-35	32	12	9	1	6	70							
UK	11/23/12	104-75	W	42-62	.677	7-13	.538	13-21	.619	8-33-41	16	28	10	11	5	104							
LIU-BROOKLYN				27-65	.415	4-11	.364	17-23	.739	9-15-24	18	12	7	4	3	75							
UK	11/29/12	50-64	L	19-47	.404	4-14	.286	8-14	.571	8-19-27	16	12	12	3	6	50							
at Notre Dame				24-50	.480	8-15	.533	8-12	.667	10-23-33	14	13	11	0	4	64							
UK	12/1/12	55-64	L	21-71	.296	4-22	.182	9-18	.500	21-27-48	17	12	16	5	10	55							
BAYLOR				22-54	.407	6-20	.300	14-18	.778	6-31-37	16	9	19	8	6	64							
UK	12/4/12	88-56	W	34-61	.557	9-21	.429	11-18	.611	11-30-41	15	23	12	10	11	88							
SAMFORD				21-53	.396	7-14	.500	7-12	.583	5-20-25	14	7	17	4	6	56							
UK	12/8/12	74-46	W	29-59	.492	4-13	.308	12-22	.545	10-34-44	14	14	14	12	7	74							
PORTLAND				16-59	.271	4-13	.308	10-16	.625	11-28-39	21	11	18	3	3	46							
UK	12/15/12	88-50	W	32-66	.485	8-22	.364	16-26	.615	18-24-42	20	18	14	10	12	88							
LIPSCOMB				17-48	.354	3-10	.300	13-24	.542	12-20-32	23	5	24	3	5	50							
UK	12/22/12	82-54	W	29-69	.420	3-17	.176	21-27	.778	17-31-48	22	14	9	7	10	82							
MARSHALL				18-61	.295	4-15	.267	14-26	.538	16-27-43	21	6	17	2	3	54							
UK	12/29/12	77-80	L	28-58	.483	10-21	.476	11-23	.478	12-27-39	22	10	15	5	5	77							
at Louisville				30-62	.484	3-7	.429	17-25	.680	11-25-36	21	11	9	4	9	80							
UK	1/2/13	90-38	W	31-60	.517	10-26	.385	18-24	.750	13-39-52	9	21	15	6	9	90							
EASTERN MICHIGAN				15-62	.242	4-18	.222	4-4	1.000	8-19-27	20	9	19	3	8	38							
UK	1/10/13	60-58	W	24-53	.453	3-17	.176	9-15	.600	9-28-37	15	12	16	8	7	60							
at Vanderbilt				23-70	.329	8-30	.267	4-8	.500	20-22-42	14	9	13	2	7	58							
UK	1/12/13	71-83	L	24-56	.429	6-18	.333	17-22	.773	14-16-30	15	14	11	7	4	71							
TEXAS A&M				31-59	.525	9-19	.474	12-17	.706	15-20-35	20	15	10	1	6	83							
UK	1/15/13	75-65	W	25-51	.490	6-15	.400	19-31	.613	8-26-34	17	13	13	8	6	75							
TENNESSEE				25-54	.463	4-12	.333	11-17	.647	7-23-30	25	11	13	3	3	65							
UK	1/19/13	75-53	W	30-55	.545	5-15	.333	10-16	.625	11-32-43	14	17	15	8	6	75							
at Auburn				23-66	.348	0-15	.000	7-10	.700	12-18-30	17	13	9	1	9	53							
UK	1/22/13	55-59	L	22-56	.393	5-9	.556	6-11	.545	13-31-44	19	9	13	10	3	55							
at Alabama				21-57	.368	2-13	.154	15-21	.714	9-23-32	13	9	6	9	10	59							
UK	1/26/13	75-70	W	27-52	.519	2-11	.182	19-28	.679	13-26-39	15	7	16	6	4	75							
LSU				25-63	.387	8-20	.400	12-15	.800	11-15-26	21	13	10	2	7	70							
UK	1/29/13	87-74	W	28-56	.500	8-23	.348	23-37	.622	10-35-45	22	17	9	13	5	87							
at Ole Miss				28-85	.329	5-16	.313	13-20	.650	26-26-52	27	9	7	3	4	74							
UK	2/2/13	72-69ot	W	21-44	.477	7-15	.467	23-34	.676	8-27-35	17	13	19	5	3	72							
at Texas A&M				24-61	.393	2-12	.167	18-19	.947	11-21-32	26	10	10	6	9	68							
UK	2/5/13	77-55	W	27-44	.614	5-8	.625	18-28	.643	7-35-42	20	13	17	9	3	77							
SOUTH CAROLINA				17-59	.288	5-23	.217	16-24	.667	9-16-25	23	5	7	3	5	55							
UK	2/9/13	72-62	W	20-46	.435	6-21	.286	26-38	.684	11-24-35	21	12	10	4	4	72							
AUBURN				22-51	.431	7-13	.538	11-17	.647	9-20-29	29	9	9	2	3	62							
UK	2/12/13	52-69	L	21-50	.420	4-12	.333	6-11	.545	14-17-31	15	11	17	3	7	52							
at Florida				26-53	.491	6-14	.429	11-14	.786	12-15-27	13	17	11	9	5	69							

2013 - 2014 KENTUCKY MEN'S BASKETBALL

Opponent	Date	Score	W/L	FG-FGA	Pct	3FG-FGA	Pct	FT-FTA	Pct	Rebounds			PF	A	TO	Blk	Stl	Pts
										Off	Def	Tot						
UK	2/16/13	58-88	L	19-53	.358	6-15	.400	14-18	.778	12-9-21	25	8	15	3	3	58		
at Tennessee				29-50	.580	5-5	1.000	25-31	.806	15-24-39	21	14	15	6	7	88		
UK	2/20/13	74-70	W	29-56	.518	4-12	.333	12-21	.571	11-25-36	16	14	7	5	4	74		
VANDERBILT				23-52	.442	10-22	.455	14-22	.636	9-21-30	18	13	7	2	2	70		
UK	2/23/13	90-83ot	W	30-59	.508	7-17	.412	23-36	.639	12-29-41	16	16	14	9	3	90		
MISSOURI				33-76	.434	5-20	.250	12-17	.706	17-22-39	25	14	9	4	10	83		
UK	2/27/13	85-55	W	34-62	.548	9-22	.409	8-11	.727	12-30-42	16	18	13	5	4	85		
MISSISSIPPI STATE				18-56	.321	6-24	.250	13-17	.765	10-19-29	15	8	14	5	6	55		
UK	3/2/13	60-73	L	20-43	.465	3-14	.214	17-27	.630	7-30-37	24	5	19	4	3	60		
at Arkansas				24-69	.348	6-25	.240	19-29	.655	20-24-44	21	13	7	1	11	73		
UK	3/7/13	62-72	L	23-62	.371	6-26	.231	10-18	.556	17-25-42	26	8	10	2	4	62		
at Georgia				19-52	.365	7-15	.467	27-34	.794	13-27-40	16	13	10	5	4	72		
UK	3/9/13	61-57	W	22-56	.393	4-17	.235	13-22	.591	13-27-40	13	10	10	5	7	61		
FLORIDA				22-55	.400	5-14	.357	8-10	.800	7-27-34	19	8	12	3	3	57		
UK	3/15/13	48-64	L	18-52	.346	4-14	.286	8-16	.500	14-18-32	16	6	7	2	2	48		
vs. Vanderbilt (SEC Tournament)				23-46	.500	8-17	.471	10-11	.909	6-24-30	16	9	5	5	6	64		
UK	3/19/13	57-59	L	21-40	.535	2-10	.200	13-18	.722	8-17-25	17	7	14	3	1	57		
at Robert Morris (NIT Tournament)				20-44	.455	5-16	.313	14-14	1.000	7-12-19	20	10	9	1	7	59		
Kentucky		2396		863-1815	.475	184-532	.346	486-757	.642	379-870-1249566	441	430	217	185	2396			
Opponents		2127		763-1944	.392	179-552	.334	422-587	.719	395-712-1107655	360	390	116	195	2127			

Home games in all CAPS.



ADDITIONAL

2012-2013 STATISTICS

Kentucky's Record When...

	ALL	SEC
Leading at halftime:	18-1	9-1
Tied at the half:	1-0	1-0
Trailing at halftime:	2-11	2-5
Shoot 50% or higher:	11-1	6-0
Shoot less than 50%:	10-11	6-6
Shoot higher % than opp.:	20-5	11-3
Shoot lower % than opp.:	1-7	1-3
Opp. shoot worse than 50%:	21-8	12-3
Opp. shoot 50% or higher:	0-3	0-2
Score less than 60 points:	0-7	0-3
Score 60-69 points:	2-3	2-2
Score 70-79 points:	9-2	7-1
Score 80-89 points:	6-0	2-0
Score 90-99 points:	2-0	1-0
Score 100+ points:	2-0	0-0
Opp. score less than 60 pts.:	11-2	5-1
Opp. score 60-69 pts.:	4-4	3-1
Opp. score 70-79 pts.:	5-3	3-2
Opp. score 80-89 points:	1-3	1-2
Opp. score 90-99 points:	0-0	0-0
Opp. score 100+ points:	0-0	0-0

	ALL	SEC
Outrebounded opponent:	18-7	10-3
Outrebounded by opponent:	3-5	2-3
Equal number of rebounds:	0-0	0-0
Fewer turnovers than opp.:	7-1	1-0
Same turnovers as opp.:	2-2	2-2
More turnovers than opp.:	12-9	9-4
Make 8 or more 3-pointers:	6-1	2-0
Make 7 or fewer 3-pointers:	15-11	10-6
Games decided by 5 or fewer:	6-3	5-1
Overtime games:	2-0	2-0
On CBS:	1-4	1-2
On ESPN/ESPN2/ESPNU:	11-6	7-3
On ESPN3.com:	0-0	0-0
On SEC Network:	4-2	4-1
On ABC:	0-0	0-0
On FSN:	5-0	0-0
On CSS:	0-0	0-0
vs. SEC at Home:	8-1	8-1
vs. SEC on Road:	4-5	4-5
Games vs. ranked opp.:	2-3	2-1
Games following a loss:	7-4	4-2

	ALL	SEC
Games following a win:	13-8	8-4
More points in the paint:	17-6	9-2
Fewer/Same points in the paint:	4-6	3-4
More bench points than opp.:	14-4	6-1
Fewer or same bench pts.:	7-8	6-5
More 2nd-chance points:	11-6	6-3
Fewer or same 2nd chance pts.:	10-6	6-3
More or same points off TOs:	15-2	7-2
Fewer points off TOs:	6-10	5-4
On Tuesday:	4-4	3-2
On Wednesday:	4-0	2-0
On Thursday:	1-2	1-1
On Friday:	3-1	0-0
On Saturday:	9-5	6-3
On Sunday:	0-0	0-0
In November	4-2	0-0
In December	4-2	0-0
In January	6-2	5-2
In February	6-2	6-2
In March	1-4	1-2

Final Stats Rankings

Team	[national]	SEC (Stat)
Scoring	[55th]	4th (72.6)
Scoring Defense	[116th]	7th (64.5)
Scoring Margin	[48th]	4th (+8.2)
Free Throw %	[313th]	12th (.642)
Field Goal %	[15th]	2nd (.475)
Field Goal % Def.	[30th]	3rd (.392)
3-Pt. Field Goal %	[135th]	6th (.346)
3-Pt. FG % Def.	[104th]	7th (.324)
Rebounding Offense		3rd (37.8)
Rebounding Defense		8th (33.5)
Rebounding Margin	[48th]	4th (+4.3)
Blocked Shots	[3rd]	1st (6.6)
Assists	[128th]	5th (13.4)
Steals	[273rd]	11th (5.6)
Turnover Margin	[255th]	11th (-1.2)
Assist/TO Ratio	[128th]	5th (1.0)
Offensive Rebounds		7th (11.5)
Defensive Rebounds		2nd (26.4)
Defensive Rebound Pct.		7th (.688)
Offensive Rebound Pct.		5th (.347)
3-Point FG Made	[235th]	10th (5.6)

Individual	[NATIONAL TOP 50]	SEC (STAT)
Scoring		
Archie Goodwin		11th (14.1)
Alex Poythress		22nd (11.2)
Rebounding		
Willie Cauley-Stein		13th (6.2)
Alex Poythress		15th (6.0)
3-point FG/Game		
Julius Mays	[210th]	7th (2.0)
Blocked Shots		
Willie Cauley-Stein	[49th]	2nd (2.1)
Minutes Played		
Julius Mays		6th (33.0)
Archie Goodwin		9th (31.8)
<i>NCAA rankings shown in [brackets]</i>		

Double Figure Games
Points
Goodwin 25, Harrow 18, Poythress 16, Wiltjer 16, Mays 15, Noel 14, Cauley-Stein 11, Polson 3
Rebounds Noel 9, Cauley-Stein 5, Poythress 2, Wiltjer 1
Double-doubles
Noel 5, Cauley-Stein 4, Poythress 1, Wiltjer 1

Wildcats vs. Conference
1-1 vs. ACC
1-0 vs. Atlantic Sun
0-2 vs. Big East
0-1 vs. Big 12
1-0 vs. Conference USA
1-0 vs. Mid-American
1-1 vs. Northeast
1-0 vs. Ohio Valley
1-0 vs. Patriot League
12-7 vs. Southeastern
1-0 vs. Southern
1-0 vs. West Coast

Record by Lineups	
Goodwin, Mays, Noel, Poythress, Wiltjer	5-3
Goodwin, Harrow, Mays, Noel, Poythress	8-2
Goodwin, Harrow, Noel, Poythress, Wiltjer	1-0
Cauley-Stein, Goodwin, Harrow, Mays, Noel	3-2
Cauley-Stein, Goodwin, Mays, Polson, Wiltjer	0-1
Cauley-Stein, Goodwin, Harrow, Mays, Poythress	4-4

DEPARTED LETTERWINNERS

Twany Beckham • 6-4.5 • 202 • G • Sr. • Louisville, Ky. (Mississippi State)

Season	G-S	Min-Avg	FG-A	Pct	3PT-A	Pct	FT-A	Pct	Reb-Avg	PF-D	A	TO	BS	ST	Pts-Avg
2011-12	16-0	44-2.8	0-1	.000	0-0	.000	0-0	.000	8-0.5	0-0	2	1	0	1	0-0.0
2012-13	5-0	17-3.4	1-3	.333	0-0	.000	0-1	.000	2-0.4	1-0	2	1	1	1	2-0.4
Totals	21-0	61-2.9	1-4	.250	0-0	.000	0-1	.000	10-0.5	1-0	4	2	1	2	2-0.1

Archie Goodwin • 6-4.5 • 198 • G • Fr. • Little Rock, Ark. (Sylvan Hills)

Season	G-S	Min-Avg	FG-A	Pct	3PT-A	Pct	FT-A	Pct	Reb-Avg	PF-D	A	TO	BS	ST	Pts-Avg
2012-13	33-33	1048-31.8	157-357	.440	17-64	.266	135-212	.637	152-4.6	97-3	88	101	15	36	466-14.1
Totals	33-33	1048-31.8	157-357	.440	17-64	.266	135-212	.637	152-4.6	97-3	88	101	15	36	466-14.1

Ryan Harrow • 6-2 • 170 • G • So. • Marietta, Ga. (N.C. State)

Season	G-S	Min-Avg	FG-A	Pct	3PT-A	Pct	FT-A	Pct	Reb-Avg	PF-D	A	TO	BS	ST	Pts-Avg
2012-13	29-24	787-27.1	110-266	.414	21-71	.296	46-65	.708	82-2.8	70-3	82	48	4	21	287-9.9
Totals	29-24	787-27.1	110-266	.414	21-71	.296	46-65	.708	82-2.8	70-3	82	48	4	21	287-9.9

Julius Mays • 6-2 • 192 • G • Sr. • Marion, Ind. (Wright State)

Season	G-S	Min-Avg	FG-A	Pct	3PT-A	Pct	FT-A	Pct	Reb-Avg	PF-D	A	TO	BS	ST	Pts-Avg
2012-13	33-28	1090-33.0	93-247	.377	65-175	.371	55-65	.846	97-2.9	63-0	95	38	0	14	306-9.3
Totals	33-28	1090-33.0	93-247	.377	65-175	.371	55-65	.846	97-2.9	63-0	95	38	0	14	306-9.3

Nerlens Noel • 6-10 • 228 • F • Fr. • Everett, Mass. (Tilton)

Season	G-S	Min-Avg	FG-A	Pct	3PT-A	Pct	FT-A	Pct	Reb-Avg	PF-D	A	TO	BS	ST	Pts-Avg
2012-13	24-24	765-31.9	98-166	.590	0-0	.000	55-104	.529	227-9.5	62-1	38	45	106	50	251-10.5
Totals	24-24	765-31.9	98-166	.590	0-0	.000	55-104	.529	227-9.5	62-1	38	45	106	50	251-10.5

Kyle Wiltjer • 6-10 • 239 • F • So. • Portland, Ore. (Jesuit)

Season	G-S	Min-Avg	FG-A	Pct	3PT-A	Pct	FT-A	Pct	Reb-Avg	PF-D	A	TO	BS	ST	Pts-Avg
2011-12	40-0	462-11.6	71-162	.438	35-81	.432	22-27	.815	70-1.8	44-0	16	27	17	5	199-5.0
2012-13	33-10	784-23.8	117-278	.421	55-150	.367	47-58	.810	137-4.2	51-0	50	42	14	12	336-10.2
Totals	73-10	1246-17.1	188-440	.427	90-231	.390	69-85	.812	207-2.8	95-0	66	69	31	17	535-7.3



GAME RECAPS



2013 - 2014 KENTUCKY MEN'S BASKETBALL

Official Basketball Box Score -- Game Totals -- Final Statistics

Blue vs White

10-24-12 7 p.m. at Rupp Arena - Lexington, KY

Blue 89 • 0-0

#	Player	Total		3-Ptr		Rebounds			PF	TP	A	TO	Blk	Stl	Min
		FG-FGA	FG-FGA	FT-FTA	Off	Def	Tot								
15	Cauley-Stein, Willie	f	5-7	0-0	1-2	1	2	3	1	11	2	2	3	1	20
04	Hood, Jon	g	8-15	1-4	0-0	1	2	3	1	17	5	3	0	1	40
05	Polson, Jarrod	g	6-10	1-3	0-0	0	6	6	4	13	3	2	0	1	40
11	Beckham, Twany	g	0-0	0-0	0-0	0	1	1	2	0	0	0	0	2	11
34	Mays, Julius	g	5-8	2-4	1-1	1	1	2	0	13	1	0	0	2	20
03	Noel, Nerlens	g	2-3	0-0	1-2	0	3	3	3	5	0	0	4	1	20
12	Harrow, Ryan	g	6-10	0-0	0-0	0	1	1	1	12	2	0	0	1	11
21	Lanter, Tod	g	2-5	1-4	1-3	2	1	3	3	6	0	1	0	0	29
33	Wiltjer, Kyle	g	5-10	0-4	2-3	1	3	4	3	12	0	1	0	0	9
	Team					0	1	1							
	Totals		39-68	5-19	6-11	6	21	27	18	89	13	9	7	9	200

FG % 1st Half: 20-31 64.5% 2nd half: 19-37 51.4% Game: 39-68 57.4% Deadball Rebounds: 1

3FG % 1st Half: 4-9 44.4% 2nd half: 1-10 10.0% Game: 5-19 26.3%

FT % 1st Half: 2-3 66.7% 2nd half: 4-8 50.0% Game: 6-11 54.5%

White 88 • 0-0

#	Player	Total		3-Ptr		Rebounds			PF	TP	A	TO	Blk	Stl	Min
		FG-FGA	FG-FGA	FT-FTA	Off	Def	Tot								
03	Noel, Nerlens	f	2-4	0-0	0-0	2	3	5	0	4	0	1	3	2	20
22	Poythress, Alex	f	9-19	1-2	6-10	3	3	6	3	25	1	3	1	0	40
33	Wiltjer, Kyle	f	6-8	1-1	3-4	1	4	5	1	16	1	1	0	0	31
10	Goodwin, Archie	g	11-22	2-3	8-9	5	4	9	6	32	3	4	0	1	40
12	Harrow, Ryan	g	4-9	0-1	0-1	1	2	3	2	8	4	2	0	1	29
15	Cauley-Stein, Willie	f	1-4	0-0	1-1	3	6	9	1	3	0	1	2	1	20
34	Mays, Julius	g	0-4	0-2	0-0	0	3	3	0	0	4	0	0	0	20
	Team					2	2	4							
	Totals		33-70	4-9	18-25	17	27	44	13	88	13	12	6	5	200

FG % 1st Half: 16-33 48.5% 2nd half: 17-37 45.9% Game: 33-70 47.1% Deadball Rebounds: 6

3FG % 1st Half: 1-3 33.3% 2nd half: 3-6 50.0% Game: 4-9 44.4%

FT % 1st Half: 5-6 83.3% 2nd half: 13-19 68.4% Game: 18-25 72.0%

Officials: John Hampton, Anthony Jordan, Mike Nance
 Technical fouls: Blue-None. White-None.
 Attendance: 12016

Score by periods	1st	2nd	Total
Blue	46	43	89
White	38	50	88

Official Basketball Box Score -- Game Totals -- Final Statistics

Northwood vs Kentucky

11/1/12 7:00pm at Rupp Arena - Lexington, KY

Northwood 61

#	Player	Total		3-Ptr		Rebounds			PF	TP	A	TO	Blk	Stl	Min
		FG-FGA	FG-FGA	FT-FTA	Off	Def	Tot								
04	O'Keefe, Dan	f	0-4	0-2	0-0	2	2	4	4	0	2	2	0	1	34
21	Doumbe, Masse	f	9-17	4-8	3-4	4	3	7	4	25	0	3	0	3	38
35	Agne, Thierno	f	1-7	0-4	0-0	0	2	5	3	2	0	2	0	0	25
02	Davis, Tyrone	g	3-5	1-1	0-1	1	1	2	4	7	2	2	0	1	27
23	James, Ra'Shad	g	5-19	0-5	0-0	1	4	5	1	10	1	3	0	2	28
00	Newton, Mike	g	2-7	1-3	0-0	1	0	1	4	5	0	2	0	1	16
05	Owens, Jerrod	g	0-1	0-1	0-0	0	1	1	0	0	0	0	0	0	5
10	Parks, Tracy	g	3-7	0-3	0-0	0	0	0	0	6	0	2	0	1	14
14	Anderson, Austin	g	0-0	0-0	0-0	0	0	0	0	0	0	0	0	0	2
15	McDuffie, Kevin	g	2-2	2-2	0-0	0	0	0	0	1	6	0	1	0	9
32	Derland, Texas	g	0-0	0-0	0-2	0	0	0	0	0	1	0	1	0	2
	Team					5	0	5							
	Totals		25-69	8-29	3-7	17	13	30	21	61	6	18	1	9	200

FG % 1st Half: 11-34 32.4% 2nd half: 14-35 40.0% Game: 25-69 36.2% Deadball Rebounds: 1

3FG % 1st Half: 3-18 16.7% 2nd half: 5-11 45.5% Game: 8-29 27.6%

FT % 1st Half: 0-1 0.0% 2nd half: 3-6 50.0% Game: 3-7 42.9%

Kentucky 93

#	Player	Total		3-Ptr		Rebounds			PF	TP	A	TO	Blk	Stl	Min
		FG-FGA	FG-FGA	FT-FTA	Off	Def	Tot								
03	Noel, Nerlens	f	8-9	0-0	1-2	4	7	11	2	17	0	2	4	0	28
22	Poythress, Alex	f	4-7	1-1	2-5	2	5	7	4	11	2	4	0	0	28
33	Wiltjer, Kyle	f	5-8	2-3	0-0	1	0	1	1	12	0	1	1	1	23
10	Goodwin, Archie	g	7-12	1-2	7-8	1	3	4	0	22	5	5	3	0	30
12	Harrow, Ryan	g	5-9	0-1	5-6	1	2	3	15	5	2	0	4	24	
04	Hood, Jon	g	1-1	0-0	0-0	0	1	1	2	2	0	0	0	0	3
05	Polson, Jarrod	g	0-0	0-0	0-0	0	0	0	0	0	1	0	0	0	4
13	Malone, Sam	g	0-1	0-0	0-0	0	0	0	0	0	0	0	0	0	2
15	Cauley-Stein, Willie	g	3-4	0-0	2-4	3	6	9	0	8	0	2	2	3	27
21	Lanter, Tod	g	0-0	0-0	0-0	0	0	0	0	0	0	0	0	0	2
32	Long, Brian	g	0-0	0-0	0-0	0	0	0	0	0	0	0	0	0	2
34	Mays, Julius	g	2-6	2-2	0-0	0	2	2	1	6	2	1	1	4	27
	Team					1	3	4							
	Totals		35-57	6-9	17-25	13	29	42	13	93	15	17	11	12	200

FG % 1st Half: 16-29 55.2% 2nd half: 19-28 67.9% Game: 35-57 61.4% Deadball Rebounds: 4,1

3FG % 1st Half: 3-5 60.0% 2nd half: 3-4 75.0% Game: 6-9 66.7%

FT % 1st Half: 5-9 55.6% 2nd half: 12-16 75.0% Game: 17-25 68.0%

Officials: Mike Thibodeaux, Jamie Luckie, Steven Anderson
 Technical fouls: Northwood-None. Kentucky-None.
 Attendance: 20073

Score by periods	1st	2nd	Total
Northwood	25	36	61
Kentucky	40	53	93

Official Basketball Box Score -- Game Totals -- Final Statistics

Transylvania vs Kentucky

11/5/12 8:00pm at Rupp Arena - Lexington, KY

Transylvania 28

#	Player	Total		3-Ptr		Rebounds			PF	TP	A	TO	Blk	Stl	Min
		FG-FGA	FG-FGA	FT-FTA	Off	Def	Tot								
22	Spurlin, Ethan	f	4-11	0-0	3-4	1	4	5	1	11	0	8	1	0	30
32	Rash, Brandon	f	3-6	1-3	0-0	0	2	2	3	7	3	2	0	1	32
02	Cox, Tate	f	1-9	1-7	0-0	0	3	3	4	3	0	4	0	0	38
11	Meyer, Barrett	g	2-9	1-6	0-0	0	4	4	1	5	1	6	0	4	35
12	Boikin, Taylor	g	0-4	0-2	0-0	2	2	4	1	0	0	0	0	2	20
01	Sirkin, Tommy	g	0-0	0-0	0-0	0	0	0	0	0	0	0	0	0	2
03	Beuttel, Trey	g	0-2	0-2	0-0	0	0	0	0	0	0	0	0	0	13
04	Gordon, Lowell	g	0-0	0-0	0-0	0	0	0	0	0	0	0	0	0	1
05	Clark, Jacob	g	0-0	0-0	0-0	0	0	0	0	0	0	0	0	0	1
10	Fudge, Nick	g	0-0	0-0	0-0	0	0	0	0	1	0	0	0	0	5
14	Stansberry, Parker	g	0-0	0-0	0-0	0	1	1	0	0	0	0	0	0	5
15	Dooley, Isaiah	g	0-0	0-0	0-0	0	0	0	0	0	0	0	0	0	1
21	Clevenger, Matthew	g	0-0	0-0	0-0	0	0	0	0	1	0	0	0	0	3
24	Tegarden, Andrew	g	0-0	0-0	0-0	0	0	0	0	0	0	0	0	0	1
33	Taylor, Chris	g	0-0	0-0	0-0	1	0	1	0	0	0	1	0	0	5
34	Jennings, Joe	g	0-0	0-0	0-0	0	1	1	0	0	0	1	0	0	4
45	Morrison, Leavitt	g	1-1	0-0	0-0	0	0	0	0	2	0	1	0	0	4
	Team					0	0	0							
	Totals		11-42	3-20	3-4	4	17	21	12	28	4	23	1	7	200

FG % 1st Half: 6-23 26.1% 2nd half: 5-19 26.3% Game: 11-42 26.2% Deadball Rebounds: 0,1

3FG % 1st Half: 3-12 25.0% 2nd half: 0-8 0.0% Game: 3-20 15.0%

FT % 1st Half: 3-4 75.0% 2nd half: 0-0 0.0% Game: 3-4 75.0%

Kentucky 74

#	Player	Total		3-Ptr		Rebounds			PF	TP	A	TO	Blk	Stl	Min
		FG-FGA	FG-FGA	FT-FTA	Off	Def	Tot								
03	Noel, Nerlens	f	7-8	0-0	1-2	1	3	4	2	15	0	2	1	1	26
22	Poythress, Alex	f	2-4	1-2	0-0	0	2	2	2	5	1	2	0	2	27
33	Wiltjer, Kyle	f	2-8	0-5	0-0	1	2	3	0	4	0	2	0	0	24
10	Goodwin, Archie	g	4-9	0-1	2-2	1	5	6	3	10	3	3	1	2	28
12	Harrow, Ryan	g	5-5	2-2	0-0	0	4	4	1	12	4	2	0	1	23
04	Hood, Jon	g	0-0	0-0	0-0	0	2	2	0	0	2	2	1	0	14
05	Polson, Jarrod	g	0-0	0-0	0-0	0	0	0	0	0	0	0	0	0	3
13	Malone, Sam	g	1-1	0-0	0-0	0	0	0	0	2	0	0	0	0	3
15	Cauley-Stein, Willie	g	4-4	0-0	4-4	0	4	4	0	12	1	0	0	0	22
21	Lanter, Tod	g	0-1	0-1	0-0	0	0	0	0	0	0	0	0	0	3
32	Long, Brian	g	0-0	0-0	0-0	0	0	0	0	0	0	0	0	0	4
34	Mays, Julius	g	4-9	4-8	2-2	0	2	2	14	5	1	0	2	24	
	Team					0	2	2							
	Totals		29-49	7-19	9-10	3	26	29	10	74	16	14	3	11	200

FG % 1st Half: 9-21 42.9% 2nd half: 20-28 71.4% Game: 29-49 59.2% Deadball Rebounds: 0,2

3FG % 1st Half: 4-11 36.4% 2nd half:

2013 - 2014 KENTUCKY MEN'S BASKETBALL



Official Basketball Box Score -- Game Totals -- Final Statistics Duke vs Kentucky 11/13/12 9:30 p.m. at Atlanta, Ga.

Duke 75 • 2-0

#	Player	Total		3-Ptr		Rebounds			PF	TP	A	TO	Blk	Stl	Min
		FG-FGA	FT-FTA	FG-FGA	FT-FTA	Off	Def	Tot							
05	Plumlee, Mason	f	7-8	0-0	4-4	0	3	3	5	18	3	5	2	1	29
34	Kelly, Ryan	f	4-11	1-3	1-4	1	2	3	2	10	1	0	3	3	34
03	Thornton, Tyler	g	0-1	0-1	2-2	0	3	3	1	2	2	1	0	1	20
14	Sulaimon, Rasheed	g	3-14	3-7	1-2	2	4	6	1	10	5	0	0	0	33
30	Curry, Seth	g	7-14	3-5	6-6	1	2	3	0	23	1	0	1	1	34
02	Cook, Quinn	g	3-5	1-2	0-2	0	3	3	2	7	3	2	0	0	30
12	Murphy, Alex	g	0-0	0-0	0-0	0	0	0	0	0	0	0	0	0	2
15	Hairston, Josh	g	2-3	0-0	1-2	4	1	5	5	5	0	0	0	0	14
21	Jefferson, Amile	g	0-1	0-0	0-0	1	0	1	1	0	1	0	0	0	4
Team						2	2	4							
Totals			26-57	8-18	15-22	11	20	31	17	75	16	8	6	6	200

FG % 1st Half: 12-30 40.0% 2nd half: 14-27 51.9% Game: 26-57 45.6% Deadball Rebounds: 4
 3FG % 1st Half: 4-11 36.4% 2nd half: 4-7 57.1% Game: 8-18 44.4%
 FT % 1st Half: 5-10 50.0% 2nd half: 10-12 83.3% Game: 15-22 68.2%

Kentucky 68 • 1-1

#	Player	Total		3-Ptr		Rebounds			PF	TP	A	TO	Blk	Stl	Min
		FG-FGA	FT-FTA	FG-FGA	FT-FTA	Off	Def	Tot							
03	Noel, Nerlens	f	5-11	0-0	6-8	2	6	8	3	16	2	1	3	4	38
22	Poythress, Alex	f	9-12	1-2	5-3	8	2	20	0	2	0	0	0	0	37
33	Wiltjer, Kyle	f	2-5	1-2	0-0	1	2	3	2	5	4	0	0	0	32
10	Goodwin, Archie	g	5-12	1-2	5-8	1	5	6	4	16	4	4	1	0	37
34	Mays, Julius	g	2-8	1-4	2-2	0	1	1	3	7	3	4	0	0	37
04	Hood, Jon	g	0-0	0-0	0-0	0	0	0	0	0	0	0	0	0	1
05	Polson, Jarrod	g	0-0	0-0	0-0	0	1	1	3	0	1	0	0	0	12
15	Cauley-Stein, Willie	g	2-3	0-0	0-1	0	0	0	3	4	0	1	0	0	6
Team						0	3	3							
Totals			25-51	4-10	14-21	9	21	30	20	68	13	13	4	4	200

FG % 1st Half: 11-24 45.8% 2nd half: 14-27 51.9% Game: 25-51 49.0% Deadball Rebounds: 5.1
 3FG % 1st Half: 3-5 60.0% 2nd half: 1-5 20.0% Game: 4-10 40.0%
 FT % 1st Half: 6-11 54.5% 2nd half: 8-10 80.0% Game: 14-21 66.7%

Officials: Tony Greene, Mike Eades, Roger Avers
 Technical fouls: Duke-None. Kentucky-None.
 Attendance: 22847
 State Farm Champions Classic - Game 2

Score by periods	1st	2nd	Total
Duke	33	42	75
Kentucky	31	37	68



Official Basketball Box Score -- Game Totals -- Final Statistics Lafayette vs Kentucky 11/16/12 7 p.m. at Rupp Arena - Lexington, KY

Lafayette 49 • 1-2, 0-0

#	Player	Total		3-Ptr		Rebounds			PF	TP	A	TO	Blk	Stl	Min
		FG-FGA	FT-FTA	FG-FGA	FT-FTA	Off	Def	Tot							
22	Flannigan, Alan	f	1-6	0-1	0-0	1	3	4	5	2	1	4	0	1	23
24	Giese, Levi	f	1-5	1-4	0-0	0	2	2	3	3	1	2	0	0	15
03	Johnson, Tony	g	6-8	0-0	1-1	0	3	3	0	13	0	5	0	2	25
05	Ptasinski, Joey	g	2-7	2-6	0-0	0	1	1	1	6	2	1	0	1	24
12	Hinrichs, Seth	g	3-8	1-5	0-0	1	2	3	1	7	1	1	0	1	25
04	Detmer, Jack	g	1-2	0-1	0-0	0	0	0	2	0	2	0	0	0	6
14	Scott, Bryce	g	3-5	1-2	0-0	0	0	0	7	0	1	0	0	17	
21	Rufer, Zach	g	1-3	1-2	0-0	1	5	6	1	3	3	6	0	1	21
23	Smith, Les	g	1-4	0-2	0-0	0	0	0	3	2	0	2	0	0	10
34	Freeland, Ben	g	2-3	0-0	0-0	0	1	1	1	4	0	2	0	0	12
44	Murphy, Billy	g	0-0	0-0	0-0	0	0	0	0	0	0	0	0	0	1
54	Musters, Nathaniel	g	0-1	0-0	0-0	3	1	4	1	0	2	1	0	0	21
Team						1	2	3							
Totals			21-52	6-23	1-1	7	20	27	16	49	10	28	0	6	200

FG % 1st Half: 13-29 44.8% 2nd half: 8-23 34.8% Game: 21-52 40.4% Deadball Rebounds: 0.1
 3FG % 1st Half: 4-11 36.4% 2nd half: 2-12 16.7% Game: 6-23 26.1%
 FT % 1st Half: 1-1 100.0% 2nd half: 0-0 0.0% Game: 1-1 100.0%

Kentucky 101 • 2-1, 0-0

#	Player	Total		3-Ptr		Rebounds			PF	TP	A	TO	Blk	Stl	Min
		FG-FGA	FT-FTA	FG-FGA	FT-FTA	Off	Def	Tot							
03	Noel, Nerlens	f	6-8	0-0	3-5	3	4	7	2	15	4	2	1	4	28
22	Poythress, Alex	f	9-10	0-0	4-5	1	4	5	0	22	0	2	1	1	23
33	Wiltjer, Kyle	f	8-16	7-11	0-0	0	4	4	0	23	2	0	0	0	24
10	Goodwin, Archie	g	5-8	2-3	1-3	1	2	3	2	13	3	3	1	1	25
34	Mays, Julius	g	2-3	1-2	0-0	0	3	3	1	5	10	0	0	2	31
04	Hood, Jon	g	0-1	0-0	0-0	0	2	2	1	0	0	1	0	0	11
05	Polson, Jarrod	g	3-5	1-2	0-0	0	2	2	2	7	3	1	0	2	26
11	Beckham, Twany	g	1-1	0-0	0-1	0	0	0	0	2	1	0	0	1	4
15	Cauley-Stein, Willie	g	6-9	0-0	2-2	2	2	4	0	14	0	1	0	2	24
21	Lanter, Tod	g	0-0	0-0	0-0	0	0	0	0	0	0	0	0	0	2
32	Long, Brian	g	0-1	0-1	0-0	0	0	0	0	0	0	0	0	0	2
Team						0	1	1							
Totals			40-62	11-19	10-16	7	24	31	8	101	23	10	3	15	200

FG % 1st Half: 20-31 64.5% 2nd half: 20-31 64.5% Game: 40-62 64.5% Deadball Rebounds: 0
 3FG % 1st Half: 6-8 75.0% 2nd half: 5-11 45.5% Game: 11-19 57.9%
 FT % 1st Half: 5-7 71.4% 2nd half: 5-9 55.6% Game: 10-16 62.5%

Officials: Anthony Jordan, Mark Whitehead, Bruce Benedict
 Technical fouls: Lafayette-None. Kentucky-None.
 Attendance: 21360

Score by periods	1st	2nd	Total
Lafayette	31	18	49
Kentucky	51	50	101



Official Basketball Box Score -- Game Totals -- Final Statistics Morehead State University vs Kentucky 11/21/12 7 p.m. at Rupp Arena - Lexington, KY

Morehead State University 70 • 3-2, 0-0

#	Player	Total		3-Ptr		Rebounds			PF	TP	A	TO	Blk	Stl	Min
		FG-FGA	FT-FTA	FG-FGA	FT-FTA	Off	Def	Tot							
00	Kelly, Drew	f	2-7	0-2	6-7	2	3	5	4	10	1	4	0	0	29
24	Chavis, Milton	f	9-15	3-5	2-2	1	4	5	3	23	1	1	0	2	26
42	Holmes, Jason	f	0-3	0-0	2-2	2	1	3	3	2	0	1	0	1	10
02	Atkinson, Devon	g	2-4	0-0	0-0	1	0	1	5	4	1	0	0	0	20
22	Warner, Angelo	g	1-4	0-2	0-0	0	1	1	1	2	0	0	0	0	9
01	Owens, Kahill	g	2-5	0-0	0-0	1	1	2	5	4	1	0	0	0	12
03	Lewis-Briggs, M.	g	5-10	1-5	2-3	2	4	6	3	13	1	2	0	2	23
04	Stokes, Jarrett	g	2-10	2-7	2-2	0	3	3	1	8	5	0	0	0	31
12	Turner, Bakari	g	1-6	0-3	0-0	1	0	1	2	2	2	0	0	1	22
20	Posthumus, Chad	g	1-4	0-0	0-0	3	1	4	3	2	1	0	1	0	15
21	Reed, Bruce	g	0-0	0-0	0-0	0	0	0	2	0	0	0	0	0	3
Team						3	1	4							
Totals			25-68	6-24	14-16	16	19	35	32	70	12	9	1	6	200

FG % 1st Half: 13-37 35.1% 2nd half: 12-31 38.7% Game: 25-68 36.8% Deadball Rebounds: 0
 3FG % 1st Half: 3-15 20.0% 2nd half: 3-9 33.3% Game: 6-24 25.0%
 FT % 1st Half: 2-2 100.0% 2nd half: 12-14 85.7% Game: 14-16 87.5%

Kentucky 81 • 3-1, 0-0

#	Player	Total		3-Ptr		Rebounds			PF	TP	A	TO	Blk	Stl	Min
		FG-FGA	FT-FTA	FG-FGA	FT-FTA	Off	Def	Tot							
03	Noel, Nerlens	f	3-4	0-0	3-7	3	8	11	3	9	4	3	6	3	35
22	Poythress, Alex	f	6-12	0-0	8-8	3	5	8	1	20	0	2	0	0	38
33	Wiltjer, Kyle	f	4-8	1-5	0-0	1	3	4	3	9	0	2	1	0	24
10	Goodwin, Archie	g	8-13	0-0	12-17	1	5	6	1	28	4	4	3	0	36
34	Mays, Julius	g	2-7	1-5	0-7	0	3	3	1	11	2	0	0	0	33
05	Polson, Jarrod	g	0-0	0-0	2-2	0	1	1	2	2	0	0	0	0	13
15	Cauley-Stein, Willie	g	1-3	0-0	0-0	0	4	4	1</						

ARCHIE GOODWIN



JARROD POLSON



NERLENS NOEL



2013 - 2014 KENTUCKY MEN'S BASKETBALL



Official Basketball Box Score -- Game Totals -- Final Statistics
Kentucky vs Notre Dame
 11/29/12 7 p.m. at Notre Dame, Ind. (Purcell Pavilion)

Kentucky 50 • 4-2

#	Player	Total		3-Ptr		Rebounds			PF	TP	A	TO	Blk	Stl	Min
		FG-FGA	FT-FTA	FG-FGA	FT-FTA	Off	Def	Tot							
03	Noel, Nerlens	f	4-10	0-0	2-4	3	4	7	4	10	1	0	1	2	32
22	Poythress, Alex	f	1-1	0-0	1-3	0	2	2	4	3	1	3	1	0	23
33	Wiltjer, Kyle	f	2-7	0-4	2-3	2	3	5	2	6	0	2	0	2	31
10	Goodwin, Archie	g	1-7	0-0	1-2	0	7	7	2	3	5	2	1	1	32
34	Mays, Julius	g	5-10	4-7	2-2	0	2	1	16	3	3	0	0	0	35
04	Hood, Jon	g	1-1	0-0	0-0	0	0	0	2	2	0	0	0	0	4
05	Polson, Jarrod	g	1-3	0-2	0-0	1	0	1	1	2	1	0	0	0	16
12	Harrow, Ryan	g	1-4	0-1	0-0	1	0	1	0	2	1	0	0	1	9
15	Cauley-Stein, Willie	g	3-4	0-0	0-0	1	0	1	0	6	1	1	0	0	18
Team						1	0	1							
Totals			19-47	4-14	8-14	8	19	27	16	50	12	12	3	6	200

FG % 1st Half: 9-24 37.5% 2nd half: 10-23 43.5% Game: 19-47 40.4%
 3FG % 1st Half: 1-8 12.5% 2nd half: 3-6 50.0% Game: 4-14 28.6%
 FT % 1st Half: 6-9 66.7% 2nd half: 2-5 40.0% Game: 8-14 57.1%

Notre Dame 64 • 7-1

#	Player	Total		3-Ptr		Rebounds			PF	TP	A	TO	Blk	Stl	Min
		FG-FGA	FT-FTA	FG-FGA	FT-FTA	Off	Def	Tot							
45	COOLEY, Jack	f	5-11	0-0	3-4	6	5	11	4	13	0	1	0	0	36
00	ATKINS, Eric	g	7-11	1-3	1-2	0	2	2	1	16	4	1	0	3	38
14	MARTIN, Scott	q	3-6	2-2	0-1	0	4	4	2	8	2	0	0	0	31
22	GRANT, Jerian	g	4-10	3-4	2-3	1	1	2	1	13	6	4	0	1	39
24	CONNAUGHTON, Pat	q	0-3	0-3	0-0	0	3	3	0	1	0	0	0	0	26
01	BIEDSCHEID, Cameron	g	4-6	2-3	0-0	0	3	3	1	10	0	1	0	0	17
11	SHERMAN, Garrick	g	1-3	0-0	2-2	1	2	3	2	4	0	3	0	0	13
Team						2	3	5			1				
Totals			24-50	8-15	8-12	10	23	33	14	64	13	11	0	4	200

FG % 1st Half: 15-27 55.6% 2nd half: 9-23 39.1% Game: 24-50 48.0%
 3FG % 1st Half: 3-7 42.9% 2nd half: 5-8 62.5% Game: 8-15 53.3%
 FT % 1st Half: 3-3 100.0 2nd half: 5-9 55.6% Game: 8-12 66.7%

Officials: Karl Hess, Ed Corbett, Les Jones
 Technical fouls: Kentucky-None. Notre Dame-None.
 Attendance: 9149

Score by periods	1st	2nd	Total
Kentucky	25	25	50
Notre Dame	36	28	64



Official Basketball Box Score -- Game Totals -- Final Statistics
Baylor vs Kentucky
 12/01/12 12:30 pm at Rupp Arena - Lexington, KY

Baylor 64 • 5-2

#	Player	Total		3-Ptr		Rebounds			PF	TP	A	TO	Blk	Stl	Min
		FG-FGA	FT-FTA	FG-FGA	FT-FTA	Off	Def	Tot							
34	Jefferson, Cory	f	4-6	0-0	2-2	2	3	5	4	10	0	2	5	1	29
21	Austin, Isaiah	c	5-11	1-5	0-2	0	5	5	2	11	1	2	2	1	36
05	Heslip, Brady	g	2-7	2-6	4-4	0	4	4	1	10	1	1	0	0	36
22	Walton, A.J.	g	4-9	1-3	2-2	0	7	7	2	11	2	2	0	0	34
55	Jackson, Pierre	g	5-17	2-6	5-5	0	7	7	2	17	5	7	0	4	39
01	Rose, L.J.	g	0-0	0-0	0-0	0	0	0	0	0	0	1	0	0	1
02	Gathers, Rico	g	2-3	0-0	1-3	2	5	7	4	5	0	3	0	0	15
04	Franklin, Gary	g	0-0	0-0	0-0	0	0	0	0	0	0	0	0	0	4
14	Bello, Duce	g	0-1	0-0	0-0	0	0	0	0	1	0	0	1	0	6
Team						2	0	2							
Totals			22-54	6-20	14-18	6	31	37	16	64	9	19	8	6	200

FG % 1st Half: 12-31 38.7% 2nd half: 10-23 43.5% Game: 22-54 40.7%
 3FG % 1st Half: 3-14 21.4% 2nd half: 3-6 50.0% Game: 6-20 30.0%
 FT % 1st Half: 7-10 70.0% 2nd half: 7-8 87.5% Game: 14-18 77.8%

Kentucky 55 • 4-3

#	Player	Total		3-Ptr		Rebounds			PF	TP	A	TO	Blk	Stl	Min
		FG-FGA	FT-FTA	FG-FGA	FT-FTA	Off	Def	Tot							
03	Noel, Nerlens	f	3-14	0-0	2-3	7	9	16	3	8	2	2	1	6	31
22	Poythress, Alex	f	6-10	1-2	0-1	5	1	6	2	13	2	5	2	1	34
33	Wiltjer, Kyle	f	1-11	1-9	0-0	1	1	2	2	3	0	0	0	0	23
10	Goodwin, Archie	g	5-11	0-1	7-12	3	3	6	5	17	5	5	0	2	37
34	Mays, Julius	g	2-9	2-8	0-0	1	4	5	1	6	1	2	0	0	39
04	Hood, Jon	g	0-0	0-0	0-0	0	0	0	0	0	0	0	0	0	1
05	Polson, Jarrod	g	0-0	0-0	0-0	0	0	0	0	0	0	0	0	0	4
12	Harrow, Ryan	g	1-9	0-2	0-0	0	3	3	0	2	2	0	0	1	18
15	Cauley-Stein, Willie	g	3-7	0-0	0-2	3	4	7	4	6	0	2	2	0	13
Team						1	2	3							
Totals			21-71	4-22	9-18	21	27	48	17	55	12	16	5	10	200

FG % 1st Half: 10-35 28.6% 2nd half: 11-36 30.6% Game: 21-71 29.6%
 3FG % 1st Half: 3-12 25.0% 2nd half: 1-10 10.0% Game: 4-22 18.2%
 FT % 1st Half: 6-10 60.0% 2nd half: 3-8 37.5% Game: 9-18 50.0%

Officials: Antonio Petty, Pat Adams, Doug Sirmans
 Technical fouls: Baylor-None. Kentucky-None.
 Attendance: 24192

Score by periods	1st	2nd	Total
Baylor	34	30	64
Kentucky	29	26	55



Official Basketball Box Score -- Game Totals -- Final Statistics
Samford vs Kentucky
 12/04/12 7:00 pm at Rupp Arena - Lexington, KY

Samford 56 • 2-8

#	Player	Total		3-Ptr		Rebounds			PF	TP	A	TO	Blk	Stl	Min
		FG-FGA	FT-FTA	FG-FGA	FT-FTA	Off	Def	Tot							
14	Geffrard, Clide	f	5-10	2-4	0-1	2	6	8	1	12	0	1	2	1	36
32	Williams, Tim	f	5-13	0-0	1-1	1	6	7	2	11	0	1	2	0	38
10	Miller, Connor	g	4-8	3-5	0-0	0	4	4	2	11	1	2	0	1	36
11	Kelly, Rajlon	g	6-14	2-5	0-0	0	1	1	14	0	4	0	0	1	34
23	Beckham, Jaylen	g	0-4	0-0	3-4	1	2	3	4	3	3	3	0	2	20
02	Hayman, Brandon	g	0-0	0-0	1-2	0	0	0	1	1	0	1	0	0	6
05	Wilson, Russell	g	1-3	0-0	2-4	0	1	1	4	3	5	0	1	23	
24	Cook, Will	g	0-1	0-0	0-0	0	0	0	1	0	0	0	0	0	7
Team						1	0	1							
Totals			21-53	7-14	7-12	5	20	25	14	56	7	17	4	6	200

FG % 1st Half: 4-20 20.0% 2nd half: 17-33 51.5% Game: 21-53 39.6%
 3FG % 1st Half: 1-4 25.0% 2nd half: 6-10 60.0% Game: 7-14 50.0%
 FT % 1st Half: 5-9 55.6% 2nd half: 2-3 66.7% Game: 7-12 58.3%

Kentucky 88 • 5-3

#	Player	Total		3-Ptr		Rebounds			PF	TP	A	TO	Blk	Stl	Min
		FG-FGA	FT-FTA	FG-FGA	FT-FTA	Off	Def	Tot							
03	Noel, Nerlens	f	6-8	0-0	1-2	2	4	6	2	13	0	3	5	2	25
22	Poythress, Alex	f	7-9	2-3	0-0	2	6	8	2	16	1	5	1	0	27
33	Wiltjer, Kyle	f	3-9	1-5	3-3	0	7	7	2	10	4	0	0	1	27
10	Goodwin, Archie	g	6-11	2-4	4-4	0	3	3	2	18	4	1	0	3	25
34	Mays, Julius	g	4-6	2-4	0-0	1	2	3	3	10	5	1	0	0	28
04	Hood, Jon	g	2-3	2-3	0-0	0	1	1	0	6	0	0	0	0	4
05	Polson, Jarrod	g	0-3	0-1	1-2	0	1	1	2	1	4	2	0	2	21
12	Harrow, Ryan	g	1-2	0-1	0-0	0	0	0	2	2	4	0	0	0	21
15	Cauley-Stein, Willie	g	5-10	0-0	2-5	6	6	12	0	12	1	0	4	3	22
Team						0	0	0							
Totals			34-61	9-21	11-18	11	30	41	15	88	23	12	10	11	200

FG % 1st Half: 17-32 53.1% 2nd half: 17-29 58.6% Game: 34-61 55.7%
 3FG % 1st Half: 3-10 30.0% 2nd half: 6-11 54.5% Game: 9-21 42.9%
 FT % 1st Half: 8-12 66.7% 2nd half: 3-6 50.0% Game: 11-18 61.1%

Officials: Joe Lindsay, Karl Hess, Lee Cassell
 Technical fouls: Samford-None. Kentucky-None.
 Attendance: 21221

Score by periods	1st	2nd	Total
Samford	14	42	56
Kentucky	45	43	88



Official Basketball Box Score -- Game Totals -- Final Statistics
Portland vs Kentucky
 12/08/12 12:00 pm at Rupp Arena - Lexington, KY

Portland 46 • 3-6

#

2013 - 2014 KENTUCKY MEN'S BASKETBALL



Official Basketball Box Score -- Game Totals -- Final Statistics Lipscomb vs Kentucky 12/15/12 12:30 pm at Rupp Arena - Lexington, KY

Lipscomb 50 • 4-5

#	Player	Total		3-Ptr		Rebounds			PF	TP	A	TO	Blk	Stl	Min
		FG-FGA	FT-FTA	FG-FGA	FT-FTA	Off	Def	Tot							
01	Smith, Malcolm	f	1-5	0-0	0-1	1	0	1	2	2	0	3	0	1	15
35	Smith, Martin	f	6-9	3-4	3-6	1	4	5	2	18	1	4	1	0	37
41	Hurt, Stephen	c	4-8	0-0	4-6	5	6	11	3	12	0	5	2	0	27
00	Sankey, Khion	g	3-6	0-0	0-0	0	3	3	4	6	2	3	0	1	31
04	Alexander, Deonte	g	0-4	0-2	0-0	0	1	1	2	0	1	1	0	0	19
03	Sanderson, Carter	f	1-4	0-1	0-0	0	1	1	0	2	1	2	0	0	16
05	Butler, J.J.	f	0-0	0-0	0-0	0	1	1	0	0	0	0	0	1	2
10	Denny, Talbott	f	0-2	0-0	5-6	1	1	2	4	5	0	0	0	0	6
14	Glover, John Ross	f	2-8	0-2	0-1	1	0	1	1	4	0	4	0	0	24
15	Greene, Dylan	f	0-1	0-1	0-0	0	0	0	0	0	0	0	0	0	2
20	Johnson, Chad	g	0-0	0-0	1-2	0	1	1	3	1	0	1	0	1	9
32	Garcia, Oscar	f	0-1	0-0	0-2	0	0	0	2	0	1	0	1	1	11
42	Ellis, Zack	f	0-0	0-0	0-0	0	0	0	0	0	0	0	0	0	1
	Team					3	2	5							
	Totals		17-48	3-10	13-24	12	20	32	23	50	6	24	3	5	200

FG % 1st Half: 12-25 48.0% 2nd half: 5-23 21.7% Game: 17-48 35.4%
 3FG % 1st Half: 3-7 42.9% 2nd half: 0-3 0.0% Game: 3-10 30.0%
 FT % 1st Half: 2-5 40.0% 2nd half: 11-19 57.9% Game: 13-24 54.2%

Kentucky 88 • 7-3

#	Player	Total		3-Ptr		Rebounds			PF	TP	A	TO	Blk	Stl	Min
		FG-FGA	FT-FTA	FG-FGA	FT-FTA	Off	Def	Tot							
03	Noel, Nerlens	f	3-5	0-0	1-2	4	5	9	5	7	1	3	7	4	29
22	Poythress, Alex	f	2-8	0-2	7-10	2	2	4	2	11	0	2	0	0	25
10	Goodwin, Archie	g	5-9	0-2	0-3	1	3	4	3	10	4	3	2	0	22
12	Harrow, Ryan	g	6-13	0-3	0-0	1	0	1	2	12	2	0	0	2	31
34	Mays, Julius	g	1-8	0-4	5-5	3	3	6	2	7	4	0	0	1	30
04	Hood, Jon	f	1-2	1-2	0-0	0	1	1	3	0	1	0	0	0	9
05	Polson, Jarrod	f	3-5	0-0	1-3	1	0	1	1	7	1	2	0	1	15
11	Beckham, Twany	g	0-0	0-0	0-0	0	1	1	1	0	0	0	0	0	2
15	Caulley-Stein, Willie	f	3-4	0-0	2-3	0	2	2	1	8	4	2	1	3	20
33	Wiltjer, Kyle	f	8-12	7-9	0-0	5	7	12	2	23	2	1	0	1	24
	Team					1	0	1							
	Totals		32-66	8-22	16-26	18	24	42	20	88	18	14	10	12	200

FG % 1st Half: 16-36 44.4% 2nd half: 16-30 53.3% Game: 32-66 48.5%
 3FG % 1st Half: 3-10 30.0% 2nd half: 5-12 41.7% Game: 8-22 36.4%
 FT % 1st Half: 8-12 66.7% 2nd half: 8-14 57.1% Game: 16-26 61.5%

Officials: Anthony Jordan, Ted Valentine, Tracy Woodson
 Technical fouls: Lipscomb-Alexander, Deonte 2. Kentucky-Noel, Nerlens;
 Caulley-Stein, Willie
 Attendance: 21323

Score by periods	1st	2nd	Total
Lipscomb	29	21	50
Kentucky	43	45	88



Official Basketball Box Score -- Game Totals -- Final Statistics Marshall vs Kentucky 12/22/12 4:00 pm at Rupp Arena - Lexington, KY

Marshall 54 • 7-6

#	Player	Total		3-Ptr		Rebounds			PF	TP	A	TO	Blk	Stl	Min
		FG-FGA	FT-FTA	FG-FGA	FT-FTA	Off	Def	Tot							
01	Tinnon, Dennis	f	4-10	2-2	4-5	1	5	6	3	14	0	3	0	0	23
24	Pittman, Elijah	f	7-17	1-5	5-5	1	1	2	3	20	0	3	0	0	29
11	Spikes, Nigel	c	1-4	0-0	3-9	4	12	16	1	5	0	2	1	0	24
23	Scarver, D.D.	g	3-12	1-7	2-3	0	1	1	3	9	4	1	0	1	29
32	Manning, Tamron	g	0-1	0-0	0-0	0	1	1	0	1	1	0	1	0	17
00	Martin, Chris	f	1-6	0-1	0-0	0	2	2	2	2	0	4	0	0	22
02	Goff, Robert	f	1-5	0-0	0-2	4	0	4	5	2	1	0	1	0	22
04	Hanner, Jamier	f	0-1	0-0	0-0	2	2	4	1	0	0	2	0	0	12
05	Amayo, Kelvin	f	0-2	0-0	0-0	0	1	1	0	0	1	0	0	0	3
15	Boykins, Devince	f	1-3	0-0	0-2	2	2	4	2	2	0	0	0	0	16
31	Kambola, J.P.	f	0-0	0-0	0-0	0	0	0	0	0	0	0	0	0	3
	Team					2	0	2							
	Totals		18-61	4-15	14-26	16	27	43	21	54	6	17	2	3	200

FG % 1st Half: 8-29 27.6% 2nd half: 10-32 31.3% Game: 18-61 29.5%
 3FG % 1st Half: 2-8 25.0% 2nd half: 2-7 28.6% Game: 4-15 26.7%
 FT % 1st Half: 6-10 60.0% 2nd half: 8-16 50.0% Game: 14-26 53.8%

Kentucky 82 • 8-3

#	Player	Total		3-Ptr		Rebounds			PF	TP	A	TO	Blk	Stl	Min
		FG-FGA	FT-FTA	FG-FGA	FT-FTA	Off	Def	Tot							
03	Noel, Nerlens	f	4-8	0-0	3-6	3	7	10	4	11	0	1	2	2	29
22	Poythress, Alex	f	3-5	0-0	3-4	5	4	9	5	9	1	2	1	0	21
10	Goodwin, Archie	g	4-17	0-3	10-11	3	3	6	3	18	2	4	0	2	30
12	Harrow, Ryan	g	10-17	1-4	2-3	0	4	4	1	23	4	2	0	3	33
34	Mays, Julius	g	1-7	0-5	3-3	0	3	3	4	5	0	0	0	2	30
05	Polson, Jarrod	f	0-0	0-0	0-0	0	1	1	1	0	0	0	0	0	9
11	Beckham, Twany	g	0-0	0-0	0-0	0	0	0	0	0	1	0	1	0	1
15	Caulley-Stein, Willie	f	4-6	0-0	0-0	4	3	7	3	8	1	0	3	1	25
33	Wiltjer, Kyle	f	3-9	2-5	0-0	2	3	5	1	8	0	0	0	0	22
	Team					0	3	3							
	Totals		29-69	3-17	21-27	17	31	48	22	82	14	9	7	10	200

FG % 1st Half: 13-37 35.1% 2nd half: 16-32 50.0% Game: 29-69 42.0%
 3FG % 1st Half: 1-13 7.7% 2nd half: 2-4 50.0% Game: 3-17 17.6%
 FT % 1st Half: 6-8 75.0% 2nd half: 15-19 78.9% Game: 21-27 77.8%

Officials: Mike Nance, Patrick Evans, Chuck Jones
 Technical fouls: Marshall-None. Kentucky-None.
 Attendance: 24271

Score by periods	1st	2nd	Total
Marshall	24	30	54
Kentucky	33	49	82



Official Basketball Box Score -- Game Totals -- Final Statistics Kentucky vs LOUISVILLE 12/29/12 4:05PM at KFC Yum! Center, LOUISVILLE, KY

Kentucky 77 • 8-4

#	Player	Total		3-Ptr		Rebounds			PF	TP	A	TO	Blk	Stl	Min
		FG-FGA	FT-FTA	FG-FGA	FT-FTA	Off	Def	Tot							
03	Noel, Nerlens	f	4-5	0-0	0-1	3	5	8	4	8	0	2	2	2	31
15	Caulley-Stein, Willie	f	3-4	0-0	0-4	4	4	8	4	6	2	0	3	0	23
10	Goodwin, Archie	g	8-15	3-5	3-4	0	5	5	3	22	2	5	0	1	36
12	Harrow, Ryan	g	6-15	1-1	4-6	3	2	5	4	17	3	0	0	2	39
34	Mays, Julius	g	1-8	1-6	0-0	1	2	3	3	3	2	2	0	0	35
05	Polson, Jarrod	f	0-0	0-0	0-0	0	1	1	0	0	0	0	0	0	2
22	Poythress, Alex	f	2-4	1-2	2-6	1	4	5	2	7	0	2	0	0	15
33	Wiltjer, Kyle	f	4-7	4-7	2-2	0	3	3	1	14	1	3	0	0	19
	Team					0	1	1	1						
	Totals		28-58	10-21	11-23	12	27	39	22	77	10	15	5	5	200

FG % 1st Half: 10-27 37.0% 2nd half: 18-31 58.1% Game: 28-58 48.3%
 3FG % 1st Half: 3-9 33.3% 2nd half: 7-12 58.3% Game: 10-21 47.6%
 FT % 1st Half: 5-10 50.0% 2nd half: 6-13 46.2% Game: 11-23 47.8%

LOUISVILLE 80 • 12-1

#	Player	Total		3-Ptr		Rebounds			PF	TP	A	TO	Blk	Stl	Min
		FG-FGA	FT-FTA	FG-FGA	FT-FTA	Off	Def	Tot							
20	BLACKSHEAR, Wayne	f	2-7	1-2	0-2	1	6	7	1	5	0	0	0	0	31
21	BEHANAN, Chane	f	8-13	0-0	4-6	2	5	7	3	20	3	1	1	3	35
25	PRICE, Zach	c	0-0	0-0	0-0	0	0	0	1	0	0	0	0	0	2
02	SMITH, Russ	g	9-20	0-1	3-6	1	6	7	4	21	3	3	0	3	30
03	SIVA, Peyton	g	6-11	2-4	5-5	1	2	5	19	1	3	0	1	1	31
05	WARE, Kevin	f	1-4	0-0	0-0	0	0	0	2	2	1	0	0	2	14
10	DIENG, Gorgul	f	3-4	0-0	0-0	3	4	7	4	6	1	1	2	0	20
11	HANCOCK, Luke	f	0-0	0-0	0-0	0	1	1	0	0	2	1	0	0	14
24	HARELL, Montrezl	f	1-3	0-0	5-6	2	2	4	1	7	0	0	1	0	23
	Team					1	0	1							
	Totals		30-62	3-7	17-25	11	25	36	21	80	11	9	4	9	200

FG % 1st Half: 15-31 48.4% 2nd half: 15-31 48.4% Game: 30-62 48.4%
 3FG % 1st Half: 2-3 66.7% 2nd half: 1-4 25.0% Game: 3-7 42.9%
 FT % 1st Half: 4-6 66.7% 2nd half: 13-19 68.4% Game: 17-25 68.0%

Officials: John Cahill, Ed Corbett, Doug Shows
 Technical fouls: Kentucky-TEAM. LOUISVILLE-None.
 Attendance: 22810
 KFC Yum! Center Record Crowd

Score by periods	1st	2nd	Total
Kentucky	28	49	77
LOUISVILLE	36	44	80

2013 - 2014 KENTUCKY MEN'S BASKETBALL



Official Basketball Box Score -- Game Totals -- Final Statistics
Kentucky vs Vanderbilt
 01/10/13 8 p.m. at Nashville, Tenn.

Kentucky 60 • 10-4, 1-0 SEC

#	Player	Total		3-Ptr		Rebounds			PF	TP	A	TO	Blk	Stl	Min
		FG	F-GA	FG	F-GA	FT	F-TA	Off							
03	Noel, Nerlens	f	6-8	0-0	1-2	2	5	7	3	13	0	3	3	2	34
15	Cauley-Stein, Willie	f	3-5	0-0	1-3	2	6	8	1	7	4	0	4	2	30
22	Poythress, Alex	f	2-3	0-1	3-4	0	6	6	5	7	0	4	1	0	23
10	Goodwin, Archie	g	5-14	0-4	2-4	2	3	5	1	12	3	5	0	2	37
12	Harrow, Ryan	g	6-13	2-5	2-2	0	4	4	0	16	4	2	0	1	36
05	Polson, Jarrod	g	0-0	0-0	0-0	0	0	0	1	0	0	0	0	1	
33	Wiltjer, Kyle	g	1-5	0-2	0-0	1	0	1	3	2	1	1	0	14	
34	Mays, Julius	g	1-5	1-5	0-0	0	4	4	1	3	0	1	0	25	
Team						2	0	2							
Totals			24-53	3-17	9-15	9	28	37	15	60	12	16	8	7	200

FG % 1st Half: 15-26 57.7% 2nd half: 9-27 33.3% Game: 24-53 45.3% Deadball Rebounds: 4
 3FG % 1st Half: 1-8 12.5% 2nd half: 2-9 22.2% Game: 3-17 17.6%
 FT % 1st Half: 4-7 57.1% 2nd half: 5-8 62.5% Game: 9-15 60.0%

Vanderbilt 58 • 6-7, 0-1 SEC

#	Player	Total		3-Ptr		Rebounds			PF	TP	A	TO	Blk	Stl	Min
		FG	F-GA	FG	F-GA	FT	F-TA	Off							
00	ODOM, Rod	f	3-16	2-9	4-7	3	1	4	3	12	0	4	0	0	36
02	HENDERSON, Josh	c	0-3	0-0	0-0	0	2	2	1	0	1	2	1	1	13
40	JOHNSON, Kedren	g	8-19	2-9	0-1	0	2	2	2	18	6	4	0	4	37
11	FULLER, Kyle	g	3-7	1-1	0-0	1	2	3	0	7	0	2	0	1	23
15	BRIGHT, Kevin	g	0-4	0-3	0-0	4	3	7	0	0	0	0	0	18	
21	JETER, Sheldon	g	2-6	0-2	0-0	1	4	5	2	4	0	0	1	23	
24	PARKER, Dai-Jon	g	3-8	2-5	0-0	1	3	4	3	8	1	1	0	23	
34	MOATS, Shelby	g	4-7	1-1	0-0	5	5	10	3	9	1	0	0	27	
Team						5	0	5							
Totals			23-70	8-30	4-8	20	22	42	14	58	9	13	2	7	200

FG % 1st Half: 10-36 27.8% 2nd half: 13-34 38.2% Game: 23-70 32.9% Deadball Rebounds: 3
 3FG % 1st Half: 2-13 15.4% 2nd half: 6-17 35.3% Game: 8-30 26.7%
 FT % 1st Half: 2-2 100.0% 2nd half: 2-6 33.3% Game: 4-8 50.0%

Officials: Tony Greene, Ed Corbett, Mike Roberts
 Technical fouls: Kentucky-None. Vanderbilt-None.
 Attendance: 14316

Score by periods	1st	2nd	Total
Kentucky	35	25	60
Vanderbilt	24	34	58



Official Basketball Box Score -- Game Totals -- Final Statistics
Texas A&M vs Kentucky
 01/12/13 4:00pm at Rupp Arena - Lexington, KY

Texas A&M 83 • 12-3, 2-0

#	Player	Total		3-Ptr		Rebounds			PF	TP	A	TO	Blk	Stl	Min
		FG	F-GA	FG	F-GA	FT	F-TA	Off							
32	Roberson, Kourtney	f	5-9	0-0	0-1	3	6	9	3	10	0	1	0	1	28
35	Turner, Ray	f	3-6	0-0	0-1	2	1	3	4	6	0	2	0	0	15
11	Reese, J'Mychal	g	1-3	1-1	0-0	0	2	2	3	3	2	3	0	0	18
12	Harris, Fabyon	g	4-7	2-4	4-7	0	0	0	2	14	2	0	0	1	30
31	Turner, Elston	g	14-19	6-10	6-6	1	5	6	0	40	4	0	0	0	37
00	Young, Andrew	g	0-2	0-0	0-0	0	0	0	2	0	2	0	0	0	7
21	Green, Jordan	g	1-4	0-2	2-2	0	2	2	2	4	4	1	0	2	16
23	Caruso, Alex	g	2-7	0-1	0-0	2	4	6	3	4	3	1	1	2	19
42	Jahns, Jarod	g	1-2	0-1	0-0	4	0	4	1	2	0	0	0	0	30
Team						3	0	3							
Totals			31-59	9-19	12-17	15	20	35	20	83	15	10	1	6	200

FG % 1st Half: 14-30 46.7% 2nd half: 17-29 58.6% Game: 31-59 52.5% Deadball Rebounds: 2
 3FG % 1st Half: 4-12 33.3% 2nd half: 5-7 71.4% Game: 9-19 47.4%
 FT % 1st Half: 4-4 100.0% 2nd half: 8-13 61.5% Game: 12-17 70.6%

Kentucky 71 • 10-5, 1-1

#	Player	Total		3-Ptr		Rebounds			PF	TP	A	TO	Blk	Stl	Min
		FG	F-GA	FG	F-GA	FT	F-TA	Off							
03	Noel, Nerlens	f	4-6	0-0	7-8	4	7	11	1	15	6	0	7	4	39
22	Cauley-Stein, Willie	f	3-4	0-0	0-0	2	1	3	5	6	0	0	0	0	24
15	Poythress, Alex	f	4-8	1-1	3-3	3	3	6	0	12	1	0	0	0	21
10	Goodwin, Archie	g	6-16	1-4	4-7	2	0	2	3	17	1	4	0	0	34
12	Harrow, Ryan	g	5-13	2-6	2-2	1	2	3	4	14	2	5	0	0	39
05	Polson, Jarrod	g	0-0	0-0	0-0	0	0	0	0	0	0	0	0	0	1
33	Wiltjer, Kyle	g	0-2	0-1	0-0	0	2	2	0	0	0	1	0	0	19
34	Mays, Julius	g	2-7	2-6	1-2	0	0	0	1	7	4	0	0	0	23
Team						2	1	3	1						
Totals			24-56	6-18	17-22	14	16	30	15	71	14	11	7	4	200

FG % 1st Half: 11-25 44.0% 2nd half: 13-31 41.9% Game: 24-56 42.9% Deadball Rebounds: 3
 3FG % 1st Half: 2-5 40.0% 2nd half: 4-13 30.8% Game: 6-18 33.3%
 FT % 1st Half: 7-8 87.5% 2nd half: 10-14 71.4% Game: 17-22 77.3%

Officials: Doug Shows, Patrick Evans, Bruce Benedict
 Technical fouls: Texas A&M-None. Kentucky-TEAM.
 Attendance: 24193

Score by periods	1st	2nd	Total
Texas A&M	36	47	83
Kentucky	31	40	71



Official Basketball Box Score -- Game Totals -- Final Statistics
Tennessee vs Kentucky
 1/15/13 7:00pm at Rupp Arena - Lexington, KY

Tennessee 65 • 8-7, 0-3

#	Player	Total		3-Ptr		Rebounds			PF	TP	A	TO	Blk	Stl	Min
		FG	F-GA	FG	F-GA	FT	F-TA	Off							
05	Stokes, Jarnell	f	2-5	0-0	0-0	1	4	5	5	4	2	2	1	0	16
20	Hall, Kenny	f	3-7	0-1	0-0	0	1	1	2	6	0	2	1	0	24
01	Richardson, Josh	g	3-7	0-1	0-2	0	2	2	3	6	2	2	0	2	36
12	McBee, Skylar	g	1-2	1-2	0-0	0	0	0	3	0	0	0	0	11	
52	McRae, Jordan	g	8-18	1-4	6-8	1	3	4	2	23	1	1	0	0	36
00	Makanjuola, Yemi	g	1-1	0-0	0-0	0	3	3	5	2	0	1	0	1	14
03	Reese, Derek	g	3-6	1-2	2-2	3	1	4	1	9	0	0	0	0	22
04	Moore, Armani	g	1-1	1-1	2-2	0	4	4	2	5	0	0	1	0	12
11	Golden, Trae	g	3-7	0-1	1-3	0	4	2	7	6	5	0	0	0	29
Team						2	1	3							
Totals			25-54	4-12	11-17	7	23	30	25	65	11	13	3	3	200

FG % 1st Half: 14-25 56.0% 2nd half: 11-29 37.9% Game: 25-54 46.3% Deadball Rebounds: 2
 3FG % 1st Half: 3-6 50.0% 2nd half: 1-6 16.7% Game: 4-12 33.3%
 FT % 1st Half: 0-0 0.0% 2nd half: 11-17 64.7% Game: 11-17 64.7%

Kentucky 75 • 11-5, 2-1

#	Player	Total		3-Ptr		Rebounds			PF	TP	A	TO	Blk	Stl	Min
		FG	F-GA	FG	F-GA	FT	F-TA	Off							
03	Noel, Nerlens	f	5-7	0-0	2-5	2	7	9	2	12	2	3	6	4	38
15	Cauley-Stein, Willie	f	3-5	0-0	1-3	3	2	5	3	7	0	2	0	0	15
22	Poythress, Alex	f	3-5	2-2	2-2	1	7	8	1	10	1	2	0	0	24
10	Goodwin, Archie	g	2-10	0-1	4-6	1	1	2	5	8	3	2	0	1	30
12	Harrow, Ryan	g	3-9	0-3	6-9	0	3	3	4	12	4	0	0	1	33
05	Polson, Jarrod	g	0-0	0-0	0-0	0	0	0	0	0	0	0	0	7	
33	Wiltjer, Kyle	g	6-10	2-6	3-4	1	4	5	0	17	2	1	2	0	26
34	Mays, Julius	g	3-5	2-3	1-2	0	0	0	2	9	1	1	0	0	27
Team						0	2	2							
Totals			25-51	6-15	19-31	8	26	34	17	75	13	13	8	6	200

FG % 1st Half: 12-31 38.7% 2nd half: 13-20 65.0% Game: 25-51 49.0% Deadball Rebounds: 7
 3FG % 1st Half: 3-10 30.0% 2nd half: 3-5 60.0% Game: 6-15 40.0%
 FT % 1st Half: 7-11 63.6% 2nd half: 12-20 60.0% Game: 19-31 61.3%

Officials: Tony Greene, Michael Roberts, Ron Groover
 Technical fouls: Tennessee-None. Kentucky-None.
 Attendance: 24033

Score by periods	1st	2nd	Total
Tennessee	31	34	65
Kentucky	34	41	75



Official Basketball Box Score -- Game Totals -- Final Statistics
Kentucky vs Auburn
 1/19/13 8:00 p.m. at Auburn Arena -- Auburn, Ala.

Kentucky 75 • 12-5, 3-1

#	Player	Total		3-Ptr		Rebounds			PF
---	--------	-------	--	-------	--	----------	--	--	----

2013 - 2014 KENTUCKY MEN'S BASKETBALL



Official Basketball Box Score -- Game Totals -- Final Statistics
Kentucky vs Alabama
 1/22/13 8 p.m. at Tuscaloosa, Ala. (Coleman Coliseum)

Kentucky 55 • 12-6, 3-2

#	Player	Total		3-Ptr		Rebounds			PF	TP	A	TO	Blk	Stl	Min
		FG	FGA	FG	FGA	FT	FTA	Off							
03	Noel, Nerlens	f	4-9	0-0	0-0	4	9	13	1	8	0	2	8	1	39
22	Poythress, Alex	f	2-3	0-0	2-2	1	4	5	5	6	0	2	0	0	15
10	Goodwin, Archie	g	2-12	0-1	3-6	1	6	7	2	7	2	3	2	1	35
12	Harrow, Ryan	g	3-12	0-1	0-0	0	1	1	4	6	2	1	0	0	29
34	Mays, Julius	q	4-8	4-5	0-0	1	2	3	4	12	1	2	0	0	32
04	Hood, Jon	g	0-0	0-0	0-0	0	1	1	0	0	0	0	0	0	1
05	Polson, Jarrod	g	1-2	0-0	0-0	1	2	3	2	2	0	0	0	14	
33	Wiltjer, Kyle	g	6-10	1-2	1-3	2	5	7	14	2	3	0	0	1	35
Team						3	1	4							
Totals			22-56	5-9	6-11	13	31	44	19	55	9	13	10	3	200

FG % 1st Half: 14-29 48.3% 2nd half: 8-27 29.6% Game: 22-56 39.3% Deadball Rebounds: 3
 3FG % 1st Half: 3-6 50.0% 2nd half: 2-3 66.7% Game: 5-9 55.6%
 FT % 1st Half: 2-2 100.0% 2nd half: 4-9 44.4% Game: 6-11 54.5%

Alabama 59 • 12-6, 4-1

#	Player	Total		3-Ptr		Rebounds			PF	TP	A	TO	Blk	Stl	Min
		FG	FGA	FG	FGA	FT	FTA	Off							
14	Gueye, Moussa	c	2-3	0-0	0-1	2	3	5	0	4	0	0	5	0	18
05	Lacey, Trevor	g	2-9	0-3	3-4	0	4	4	1	7	4	2	0	4	28
12	Releford, Trevor	q	4-10	1-1	4-4	0	3	3	1	13	2	3	0	2	32
20	Randolph, Levi	g	4-8	0-3	3-4	1	3	4	3	11	2	1	2	2	31
21	Cooper, Rodney	q	2-11	1-3	1-2	2	4	6	4	6	1	0	0	1	31
15	Jacobs, Nick	g	6-9	0-0	2-3	3	2	5	0	14	0	0	1	0	22
22	Steele, Andrew	g	1-4	0-2	2-0	0	2	2	2	4	0	0	0	0	21
24	Pollard, Devonta	g	0-3	0-1	0-0	0	2	2	2	0	0	0	1	1	17
Team						1	0	1							
Totals			21-57	2-13	15-21	9	23	32	13	59	9	6	9	10	200

FG % 1st Half: 10-28 35.7% 2nd half: 11-29 37.9% Game: 21-57 36.8% Deadball Rebounds: 2
 3FG % 1st Half: 1-6 16.7% 2nd half: 1-7 14.3% Game: 2-13 15.4%
 FT % 1st Half: 3-4 75.0% 2nd half: 12-17 70.6% Game: 15-21 71.4%

Officials: Doug Shows, John Cahill, Karl Hess
 Technical fouls: Kentucky-None, Alabama-None.
 Attendance: 15383

Score by periods	1st	2nd	Total
Kentucky	33	22	55
Alabama	24	35	59

	In	Off	2nd	Fast	Bench
Points	32	5	10	4	16
Paint	11	11	2	18	

Last FG - UK 2nd-00:00, ALABAMA 2nd-00:51.
 Largest lead - UK by 11 1st-04:18, ALABAMA by 7 2nd-00:13.

Score tied - 8 times.
 Lead changed - 6 times.



Official Basketball Box Score -- Game Totals -- Final Statistics
Louisiana State vs Kentucky
 1/26/13 4:00pm at Rupp Arena - Lexington, KY

Louisiana State 70 • 10-7, 1-5

#	Player	Total		3-Ptr		Rebounds			PF	TP	A	TO	Blk	Stl	Min
		FG	FGA	FG	FGA	FT	FTA	Off							
02	O'Bryant III, Johnny	f	9-22	1-1	2-2	8	4	12	3	21	2	4	0	0	39
55	Del Piero, Andrew	c	0-2	0-0	0-0	0	0	0	1	0	0	0	1	0	4
00	Carmouche, Charles	g	2-7	0-3	3-4	1	3	4	1	7	1	7	1	0	25
01	Hickey, Anthony	g	5-10	4-7	1-3	0	0	0	4	15	1	0	0	3	30
10	Stringer, Andre	g	5-7	3-4	0-0	0	1	1	2	13	1	2	0	0	30
03	Courney, Jalen	g	0-1	0-0	0-0	0	0	0	1	0	0	0	0	0	4
05	Coleman, Shavon	f	2-9	0-3	4-4	0	2	2	4	8	1	2	1	1	33
11	Hammink, Shane	g	1-1	0-0	0-0	0	1	1	1	2	1	1	0	0	10
24	Morgan, Malik	g	1-4	0-2	2-2	0	3	3	4	4	0	0	0	0	25
Team						2	1	3							
Totals			25-63	8-20	12-15	11	15	26	21	70	13	10	2	7	200

FG % 1st Half: 12-34 35.3% 2nd half: 13-29 44.8% Game: 25-63 39.7% Deadball Rebounds: 3.1
 3FG % 1st Half: 4-12 33.3% 2nd half: 4-8 50.0% Game: 8-20 40.0%
 FT % 1st Half: 3-4 75.0% 2nd half: 9-11 81.8% Game: 12-15 80.0%

Kentucky 75 • 13-6, 4-2

#	Player	Total		3-Ptr		Rebounds			PF	TP	A	TO	Blk	Stl	Min
		FG	FGA	FG	FGA	FT	FTA	Off							
03	Noel, Nerlens	f	4-5	0-0	2-3	2	6	8	1	10	2	4	6	1	38
22	Poythress, Alex	g	6-9	0-0	8-10	4	8	12	3	15	2	0	1	0	30
10	Goodwin, Archie	g	5-12	0-1	5-9	3	2	5	3	15	2	4	0	1	37
12	Harrow, Ryan	g	5-11	0-3	1-2	0	1	1	0	11	1	2	0	0	24
34	Mays, Julius	g	3-6	2-4	1-2	1	3	4	4	9	1	2	0	0	33
04	Hood, Jon	g	0-0	0-0	0-0	0	0	0	0	0	0	0	0	0	1
05	Polson, Jarrod	g	1-1	0-0	0-0	0	1	1	3	2	0	1	0	0	14
33	Wiltjer, Kyle	g	3-8	0-3	2-2	2	1	3	1	8	1	2	0	0	23
Team						1	4	5							
Totals			27-52	2-11	19-28	13	26	39	15	75	7	16	6	4	200

FG % 1st Half: 19-33 57.6% 2nd half: 8-19 42.1% Game: 27-52 51.9% Deadball Rebounds: 5.1
 3FG % 1st Half: 1-7 14.3% 2nd half: 1-4 25.0% Game: 2-11 18.2%
 FT % 1st Half: 3-7 42.9% 2nd half: 16-21 76.2% Game: 19-28 67.9%

Officials: Antonio Petty, Lee Cassell, Forrest Sigler
 Technical fouls: Louisiana State-None, Kentucky-None.
 Attendance: 24248

Score by periods	1st	2nd	Total
Louisiana State	31	39	70
Kentucky	42	33	75

	In	Off	2nd	Fast	Bench
Points	32	20	14	6	14
Paint	14	14	13	10	

Last FG - LSU 2nd-00:03, UK 2nd-06:54.
 Largest lead - LSU by 3 1st-18:43, UK by 15 1st-02:01.

Score tied - 0 times.
 Lead changed - 1 time.



Official Basketball Box Score -- Game Totals -- Final Statistics
Kentucky vs Ole Miss
 1/29/13 8 PM at Oxford, Miss./Tad Smith Coliseum

Kentucky 87 • 14-6, 5-2 SEC

#	Player	Total		3-Ptr		Rebounds			PF	TP	A	TO	Blk	Stl	Min
		FG	FGA	FG	FGA	FT	FTA	Off							
03	Noel, Nerlens	f	0-1	0-0	2-8	1	6	7	4	2	2	1	12	1	36
22	Poythress, Alex	f	6-9	1-2	2-4	1	6	7	4	15	0	1	0	0	20
10	Goodwin, Archie	g	6-11	0-2	12-14	3	3	6	2	24	4	3	0	0	35
12	Harrow, Ryan	g	3-7	1-1	6-9	1	2	3	3	13	2	2	1	0	28
34	Mays, Julius	q	2-6	1-5	0-0	1	6	7	3	5	4	2	0	1	23
04	Hood, Jon	g	0-0	0-0	0-0	0	3	3	1	0	1	0	0	0	8
05	Polson, Jarrod	g	1-3	0-1	0-0	0	2	2	3	2	1	0	0	0	15
33	Wiltjer, Kyle	g	10-19	5-12	1-2	1	6	7	2	26	3	0	0	3	35
Team						2	1	3							
Totals			28-56	8-23	23-37	10	35	45	22	87	17	9	13	5	200

FG % 1st Half: 12-25 48.0% 2nd half: 16-31 51.6% Game: 28-56 50.0% Deadball Rebounds: 6
 3FG % 1st Half: 3-11 27.3% 2nd half: 5-12 41.7% Game: 8-23 34.8%
 FT % 1st Half: 10-20 50.0% 2nd half: 13-17 76.5% Game: 23-37 62.2%

Ole Miss 74 • 17-3, 6-1 SEC

#	Player	Total		3-Ptr		Rebounds			PF	TP	A	TO	Blk	Stl	Min
		FG	FGA	FG	FGA	FT	FTA	Off							
23	Buckner, Reginald	f	2-6	0-0	1-2	5	4	9	4	5	0	2	1	0	21
31	Holloway, Murphy	f	4-14	0-0	2-3	2	6	8	4	10	0	1	1	0	26
10	White, LaDarius	g	9-16	3-3	1-2	0	3	3	5	22	0	2	0	2	31
22	Henderson, Marshall	g	5-19	2-11	9-12	3	2	5	1	21	1	0	0	0	34
32	Summers, Jarvis	g	5-19	0-1	0-0	2	3	5	3	10	5	0	0	0	32
01	Newby, Martavious	g	0-1	0-0	0-0	0	0	0	1	0	0	0	0	1	3
03	Millinghaus, Derrick	g	0-2	0-0	0-0	0	0	0	0	2	0	0	0	0	8
13	Perez, Anthony	g	0-1	0-1	0-0	1	2	3	0	0	0	0	0	0	4
20	Williams, Nick	g	1-3	0-0	0-0	0	1	1	3	2	1	1	0	0	13
25	Brutus, Terry	g	0-0	0-0	0-0	0	2	2	2	0	0	0	0	0	7
34	Jones, Aaron	g	2-4	0-0	0-1	5	3	8	4	4	0	1	1	1	



ALEX POYTHRESS

2013 - 2014 KENTUCKY MEN'S BASKETBALL



Official Basketball Box Score -- Game Totals -- Final Statistics Vanderbilt vs Kentucky 02/20/13 8:00 pm at Rupp Arena - Lexington, KY

Vanderbilt 70 • 10-15, 4-9

##	Player	Total		3-Ptr		Rebounds			PF	TP	A	TO	Blk	Stl	Min
		FG-FGA	FG-FGA	FT-FTA	Off	Def	Tot								
00	ODOM, Rod	f	6-13	4-6	0-2	1	0	1	2	16	0	2	0	0	38
00	HENDERSON, Josh	c	5-7	0-0	3-4	2	0	2	2	13	0	1	1	0	25
02	JOHNSON, Kedren	g	4-10	2-4	0-8	3	1	4	1	17	7	1	1	1	32
15	BRIGHT, Kevin	g	2-6	1-5	0-0	2	4	6	4	5	2	1	0	1	24
24	PARKER, Dai-Jon	g	0-3	0-1	1-2	0	7	7	3	1	3	1	0	0	25
11	FULLER, Kyle	g	5-10	2-3	2-3	0	2	2	0	14	1	0	0	0	24
21	JETER, Sheldon	g	1-2	1-2	0-0	2	2	4	4	0	0	0	0	0	18
34	MOATS, Shelby	g	0-1	0-1	0-1	1	4	5	2	0	0	1	0	0	14
	Team					0	1	1							
Totals			23-52	10-22	14-22	9	21	30	18	70	13	7	2	2	200

FG % 1st Half: 10-24 41.7% 2nd half: 13-28 46.4% Game: 23-52 44.2% Deadball Rebounds
 3FG % 1st Half: 6-10 60.0% 2nd half: 4-12 33.3% Game: 10-22 45.5%
 FT % 1st Half: 8-14 57.1% 2nd half: 6-8 75.0% Game: 14-22 63.6%

Kentucky 74 • 18-8, 9-4

##	Player	Total		3-Ptr		Rebounds			PF	TP	A	TO	Blk	Stl	Min
		FG-FGA	FG-FGA	FT-FTA	Off	Def	Tot								
15	Cauley-Stein, Willie	f	8-10	0-0	4-7	3	4	7	3	20	0	3	3	1	32
22	Poythress, Alex	f	3-9	0-1	1-3	1	3	4	2	7	0	0	0	0	27
10	Goodwin, Archie	g	7-14	0-1	2-4	3	3	6	1	16	3	2	0	0	33
12	Harrow, Ryan	g	6-9	0-1	0-1	2	3	5	12	4	0	0	1	32	
34	Mays, Julius	g	2-7	2-6	3-4	1	5	6	1	9	6	1	0	1	39
04	Hood, Jon	g	0-0	0-0	0-0	0	0	0	0	0	0	0	0	0	1
05	Polson, Jarrod	g	1-2	1-1	0-0	0	3	3	3	1	1	0	0	0	16
33	Wiltjer, Kyle	g	2-5	1-2	2-2	0	3	3	3	7	0	0	2	1	20
	Team					1	1	2							
Totals			29-56	4-12	12-21	11	25	36	16	74	14	7	5	4	200

FG % 1st Half: 19-31 61.3% 2nd half: 10-25 40.0% Game: 29-56 51.8% Deadball Rebounds
 3FG % 1st Half: 2-6 33.3% 2nd half: 2-6 33.3% Game: 4-12 33.3%
 FT % 1st Half: 2-5 40.0% 2nd half: 10-16 62.5% Game: 12-21 57.1%

Officials: Anthony Jordan, John Cahill, Jamie Luckie
 Technical fouls: Vanderbilt-JETER, Sheldon. Kentucky-Harrow, Ryan.
 Cauley-Stein, Willie.
 Attendance: 22887

Score by periods	1st	2nd	Total
Vanderbilt	34	36	70
Kentucky	42	32	74

	In	Off	2nd	Fast	Bench
Points	Paint	T/O	Chance	Break	
VU	24	11	7	4	18
UK	38	10	13	12	10

Last FG - VU 2nd-00:06, UK 2nd-01:27.
 Largest lead - VU by 3 1st-19:36, UK by 14 1st-10:32.
 Score tied - 1 time.
 Lead changed - 3 times.



Official Basketball Box Score -- Game Totals -- Final Statistics Missouri vs Kentucky 2/23/13 9:00 pm at Rupp Arena - Lexington, KY

Missouri 83 • 19-8, 8-6

##	Player	Total		3-Ptr		Rebounds			PF	TP	A	TO	Blk	Stl	Min
		FG-FGA	FG-FGA	FT-FTA	Off	Def	Tot								
21	Bowers, Laurence	f	5-9	1-2	2-4	2	3	5	5	13	1	1	0	1	28
42	Oriakhi, Alex	f	6-12	0-0	4-5	6	9	15	5	16	1	1	0	3	35
01	Pressey, Phil	g	12-24	3-7	0-1	1	1	2	4	27	10	4	0	4	38
05	Bell, Keion	g	3-11	0-3	2-2	3	3	6	2	8	2	1	1	0	36
32	Brown, Jabari	g	2-6	1-4	2-2	0	1	1	3	7	0	0	1	1	43
03	Criswell, Tony	g	2-6	0-0	2-2	2	4	4	6	0	1	1	0	0	19
14	Webster-Chan, Negus	g	0-0	0-0	0-0	0	0	0	0	0	0	0	0	0	0+
33	Ross, Earnest	g	3-8	0-4	0-1	1	2	3	2	6	0	1	1	1	23
44	Rosburg, Ryan	g	0-0	0-0	0-0	0	1	1	0	0	0	0	0	0	3
	Team					2	0	2							
Totals			33-76	5-20	12-17	17	22	39	25	83	14	9	4	10	225

FG % 1st Half: 14-38 36.8% 2nd half: 15-26 57.7% OT: 4-12 33.3% Game: 33-76 43.4% Deadball Rebounds
 3FG % 1st Half: 2-9 22.2% 2nd half: 3-7 42.9% OT: 0-4 0.0% Game: 5-20 25.0%
 FT % 1st Half: 5-7 71.4% 2nd half: 7-10 70.0% OT: 0-0 0.0% Game: 12-17 70.6%

Kentucky 90 • 19-8, 10-4

##	Player	Total		3-Ptr		Rebounds			PF	TP	A	TO	Blk	Stl	Min
		FG-FGA	FG-FGA	FT-FTA	Off	Def	Tot								
15	Cauley-Stein, Willie	f	3-7	0-0	1-7	4	8	12	2	7	1	2	7	1	35
22	Poythress, Alex	f	8-10	1-1	4-6	2	5	7	3	21	2	0	1	0	40
10	Goodwin, Archie	g	7-12	2-3	2-4	0	3	3	3	18	1	7	1	1	35
12	Harrow, Ryan	g	6-14	0-2	4-4	2	6	8	3	16	6	3	0	1	42
34	Mays, Julius	g	6-12	4-8	8-9	1	5	6	3	24	3	1	0	0	44
04	Hood, Jon	g	0-0	0-0	0-0	0	0	0	0	0	0	0	0	0	2
05	Polson, Jarrod	g	0-2	0-2	0-0	0	1	0	0	2	0	0	0	0	9
33	Wiltjer, Kyle	g	0-2	0-1	4-6	3	1	4	4	3	1	0	0	0	18
	Team					3	1	4							
Totals			30-59	7-17	23-36	12	29	41	16	90	16	14	9	3	225

FG % 1st Half: 11-28 39.3% 2nd half: 17-26 65.4% OT: 2-5 40.0% Game: 30-59 50.8% Deadball Rebounds
 3FG % 1st Half: 2-10 20.0% 2nd half: 5-7 71.4% OT: 0-0 0.0% Game: 7-17 41.2%
 FT % 1st Half: 7-12 58.3% 2nd half: 5-10 50.0% OT: 11-14 78.6% Game: 23-36 63.9%

Officials: Michael Roberts, Ted Valentine, Ron Groover
 Technical fouls: Missouri-None. Kentucky-None.
 Attendance: 24380

Score by periods	1st	2nd	OT	Total
Missouri	35	40	8	83
Kentucky	31	44	15	90

	In	Off	2nd	Fast	Bench
Points	Paint	T/O	Chance	Break	
MU	50	17	15	14	12
UK	42	17	14	8	4

Last FG - MU OT-00:18, UK OT-01:06.
 Largest lead - MU by 13 1st-04:55, UK by 8 OT-00:23.
 Score tied - 8 times.
 Lead changed - 10 times.



Official Basketball Box Score -- Game Totals -- Final Statistics Mississippi State vs Kentucky 2/27/13 8:00 pm at Rupp Arena - Lexington, KY

Mississippi State 55 • 7-20, 2-13

##	Player	Total		3-Ptr		Rebounds			PF	TP	A	TO	Blk	Stl	Min
		FG-FGA	FG-FGA	FT-FTA	Off	Def	Tot								
03	Borchert, Colin	f	3-10	2-7	2-2	1	1	2	2	10	0	2	2	0	27
20	Ware, Gavin	f	3-9	0-0	2-2	3	3	6	2	8	1	2	1	0	32
01	Thomas, Fred	g	5-13	1-6	2-2	1	5	6	0	13	1	2	2	1	31
04	Bloodman, Rivante	g	0-6	0-2	4-7	1	3	4	2	4	1	1	0	1	30
32	Sword, Craig	g	3-5	1-2	1-2	0	1	1	2	8	2	3	0	1	18
00	Steele, Jalen	g	3-11	2-6	1-2	1	4	5	1	10	2	1	1	1	26
15	Price, Baxter	g	0-1	0-1	0-0	0	0	0	0	0	0	0	0	0	11
24	Cunningham, Tyson	g	1-1	0-0	0-0	3	1	4	5	2	1	1	0	1	25
	Team					0	1	1							
Totals			18-56	6-24	13-17	10	19	29	15	55	8	14	5	6	200

FG % 1st Half: 7-30 23.3% 2nd half: 11-26 42.3% Game: 18-56 32.1% Deadball Rebounds
 3FG % 1st Half: 0-8 0.0% 2nd half: 6-16 37.5% Game: 6-24 25.0%
 FT % 1st Half: 5-6 83.3% 2nd half: 8-11 72.7% Game: 13-17 76.5%

Kentucky 85 • 20-8, 11-4

##	Player	Total		3-Ptr		Rebounds			PF	TP	A	TO	Blk	Stl	Min
		FG-FGA	FG-FGA	FT-FTA	Off	Def	Tot								
15	Cauley-Stein, Willie	f	6-7	0-0	0-0	0	6	6	3	12	1	2	3	1	32
22	Poythress, Alex	f	7-11	1-2	1-2	2	6	8	1	16	1	1	1	0	28
10	Goodwin, Archie	g	4-10	1-3	2-2	2	1	3	3	11	1	3	1	0	23
12	Harrow, Ryan	g	6-9	3-6	4-5	1	6	7	0	19	4	0	0	0	30
34	Mays, Julius	g	4-6	3-5	0-0	1	2	3	11	4	1	0	0	0	21
04	Hood, Jon	g	2-4	1-3	0-0	1	2	3	2	5	1	0	0	0	16
05	Polson, Jarrod	g	4-5	0-0	1-2	2	2	4	1	9	3	3	0	1	21
13	Malone, Sam	g	0-0	0-0	0-0	1	0	1	0	0	0	0	0	0	3
21	Lanter, Tod	g													

RUPP ARENA OWNED THE NATIONAL ATTENDANCE RECORD FOR THE EIGHTH-STRAIGHT YEAR, AND THE 17TH OUT OF THE LAST 18 YEARS IN 2012-13.



2013 - 2014 KENTUCKY MEN'S BASKETBALL



Official Basketball Box Score -- Game Totals -- Final Statistics
Kentucky vs Georgia
 3/7/13 7:00 p.m. at Stegeman Coliseum - Athens, Ga.

Kentucky 62 • 20-10 (11-6)

#	Player	Total		3-Ptr		Rebounds			PF	TP	A	TO	Blk	Stl	Min
		FG	FGA	FG	FGA	FT	FTA	Off							
15	Cauley-Stein, Willie	f	5-9	0-0	0-3	4	7	11	2	10	2	4	2	1	33
22	Poythress, Alex	f	1-3	0-1	2-3	1	3	4	5	4	3	0	0	1	19
10	Goodwin, Archie	g	7-15	3-6	3-6	2	2	6	5	20	0	2	0	2	31
12	Harrow, Ryan	g	4-12	1-4	2-2	2	2	4	5	11	0	1	0	0	25
34	Mays, Julius	g	0-4	0-2	0-0	0	2	2	2	0	1	1	0	0	38
04	Hood, Jon	g	1-1	0-0	2-2	1	2	3	1	4	0	0	0	0	7
05	Polson, Jarrod	g	0-2	0-2	1-2	3	1	4	4	1	2	0	0	0	18
21	Lanter, Tod	g	0-0	0-0	0-0	0	0	0	0	0	0	0	0	0	0+
33	Wiltjer, Kyle	g	5-16	2-11	0-0	0	4	4	2	12	1	0	0	0	29
Team					2		2		4						
Totals			23-62	6-26	10-18	17	25	42	26	62	8	10	2	4	200

FG % 1st Half: 11-29 37.9% 2nd half: 12-33 36.4% Game: 23-62 37.1%
 3FG % 1st Half: 1-9 11.1% 2nd half: 5-17 29.4% Game: 6-26 23.1%
 FT % 1st Half: 3-10 30.0% 2nd half: 7-8 87.5% Game: 10-18 55.6%

Georgia 72 • 15-15 (9-8)

#	Player	Total		3-Ptr		Rebounds			PF	TP	A	TO	Blk	Stl	Min
		FG	FGA	FG	FGA	FT	FTA	Off							
15	Williams, Donte'	f	1-4	0-0	8-8	4	4	8	3	10	0	2	3	0	21
32	Florveus, John	c	1-5	0-0	0-2	0	1	1	3	2	2	0	0	1	13
01	Caldwell-Pope, Ken.	g	6-19	2-7	10-11	3	7	10	0	24	1	0	0	0	33
11	Williams, Vincent	g	2-4	1-1	3-5	0	2	2	0	8	3	1	0	0	18
23	Brantley, Sherrard	g	2-3	2-3	0-0	0	1	1	0	6	0	1	0	0	21
04	Mann, Charles	g	1-4	0-0	3-3	0	3	3	1	5	4	3	0	1	22
05	Dixon, Tim	g	0-0	0-0	0-0	1	2	0	0	0	1	1	0	0	15
10	Echols, Taylor	g	0-0	0-0	0-0	0	0	0	0	0	0	0	0	0	0+
12	Gaines, Kenny	g	0-2	0-1	3-4	0	2	3	3	1	1	1	1	1	15
31	Morris, Brandon	g	1-2	0-0	1-1	2	3	4	2	1	1	1	0	1	10
41	Cannon, John	g	0-0	0-0	0-0	0	0	0	0	0	0	0	0	0	0+
42	Djurisic, Nemanja	g	5-9	2-3	0-0	3	3	6	1	12	1	0	0	0	32
Team					1		1		2						
Totals			19-52	7-15	27-34	13	27	40	16	72	13	10	5	4	200

FG % 1st Half: 10-23 43.5% 2nd half: 9-29 31.0% Game: 19-52 36.5%
 3FG % 1st Half: 5-9 55.6% 2nd half: 2-6 33.3% Game: 7-15 46.7%
 FT % 1st Half: 6-10 60.0% 2nd half: 21-24 87.5% Game: 27-34 79.4%

Officials: Jim Burr, Michael Stephens, Roger Ayers
 Technical fouls: Kentucky-None, Georgia-None.
 Attendance: 10062

Score by periods	1st	2nd	Total
Kentucky	26	36	62
Georgia	31	41	72

Last FG - UK 2nd-01:14, UGA 2nd-00:59.
 Largest lead - UK by 6 1st-12:50, UGA by 15 2nd-03:59.
 Score tied - 0 times.
 Lead changed - 7 times.



Official Basketball Box Score -- Game Totals -- Final Statistics
Florida vs Kentucky
 3/9/13 12:00 pm at Rupp Arena - Lexington, KY

Florida 57 • 24-6, 14-4

#	Player	Total		3-Ptr		Rebounds			PF	TP	A	TO	Blk	Stl	Min
		FG	FGA	FG	FGA	FT	FTA	Off							
33	Murphy, Erik	f	6-11	3-6	2-2	2	9	11	4	17	0	2	0	0	31
04	Young, Patric	c	5-11	0-0	0-0	1	1	2	3	10	1	1	1	0	24
01	Boynton, Kenny	g	4-10	1-3	0-0	1	1	2	1	9	0	1	0	0	35
03	Rosario, Mike	g	2-6	0-0	2-2	0	1	1	2	6	3	4	0	1	28
05	Wilbekin, Scottie	g	2-8	1-4	2-2	0	1	1	3	7	2	2	0	0	26
15	Yeguet, Will	g	1-2	0-0	2-4	1	5	6	1	4	2	0	0	1	19
20	Frazier, Michael	g	0-1	0-1	0-0	0	2	2	1	0	0	1	0	1	13
24	Prather, Casey	g	2-6	0-0	0-0	2	7	9	4	4	0	1	2	0	24
Team					0		0		0						
Totals			22-55	5-14	8-10	7	27	34	19	57	8	12	3	3	200

FG % 1st Half: 13-31 41.9% 2nd half: 9-24 37.5% Game: 22-55 40.0%
 3FG % 1st Half: 2-9 22.2% 2nd half: 3-5 60.0% Game: 5-14 35.7%
 FT % 1st Half: 3-4 75.0% 2nd half: 5-6 83.3% Game: 8-10 80.0%

Kentucky 61 • 21-10, 12-6

#	Player	Total		3-Ptr		Rebounds			PF	TP	A	TO	Blk	Stl	Min
		FG	FGA	FG	FGA	FT	FTA	Off							
15	Cauley-Stein, Willie	f	2-5	0-0	2-4	3	5	8	4	6	1	3	4	1	25
22	Poythress, Alex	f	4-7	0-1	1-2	3	9	12	1	9	2	1	0	0	32
10	Goodwin, Archie	g	5-13	0-3	6-12	1	3	4	3	16	1	2	0	4	35
12	Harrow, Ryan	g	5-12	1-1	2-2	0	4	4	3	13	2	1	0	0	31
34	Mays, Julius	g	4-10	3-9	2-2	0	1	1	0	13	2	1	0	2	39
04	Hood, Jon	g	0-0	0-0	0-0	0	0	0	0	1	0	0	1	0	5
05	Polson, Jarrod	g	2-2	0-0	0-0	1	1	2	0	4	2	1	0	0	13
33	Wiltjer, Kyle	g	0-7	0-3	0-0	2	2	4	1	0	0	0	0	0	20
Team					3		5		1						
Totals			22-56	4-17	13-22	13	27	40	13	61	10	10	5	7	200

FG % 1st Half: 12-31 38.7% 2nd half: 10-25 40.0% Game: 22-56 39.3%
 3FG % 1st Half: 3-11 27.3% 2nd half: 1-6 16.7% Game: 4-17 23.5%
 FT % 1st Half: 4-8 50.0% 2nd half: 9-14 64.3% Game: 13-22 59.1%

Officials: Tony Greene, Pat Adams, Ron Groover
 Technical fouls: Florida-None, Kentucky-None.
 Attendance: 24294

Score by periods	1st	2nd	Total
Florida	31	26	57
Kentucky	31	30	61

Last FG - UF 2nd-07:36, UK 2nd-04:48.
 Largest lead - UF by 7 2nd-07:36, UK by 9 1st-16:14.
 Score tied - 5 times.
 Lead changed - 8 times.



Official Basketball Box Score -- Game Totals -- Final Statistics
Vanderbilt vs Kentucky
 3/15/13 6:30pm CT at 2013 SEC Men's Tourney - Nashville, TN

Vanderbilt 64 • 16-16, 8-10

#	Player	Total		3-Ptr		Rebounds			PF	TP	A	TO	Blk	Stl	Min
		FG	FGA	FG	FGA	FT	FTA	Off							
00	ODOM, Rod	f	3-7	1-1	2-2	3	3	6	4	9	0	0	2	0	33
40	HENDERSON, Josh	c	1-4	0-0	0-1	1	4	5	1	2	0	1	2	0	21
02	JOHNSON, Kedren	g	3-9	0-3	4-4	0	2	2	0	10	3	0	1	1	27
15	BRIGHT, Kevin	g	4-6	3-5	0-0	0	2	2	4	11	0	2	0	3	20
24	PARKER, Dai-Jon	g	5-8	2-3	0-0	1	5	6	2	12	2	0	0	2	34
10	WATKINS, Nathan	g	0-0	0-0	0-0	0	0	0	0	0	0	0	0	0	1
11	FULLER, Kyle	g	4-6	0-1	2-2	0	1	1	3	10	2	1	0	0	20
14	JOSEPHS, Carter	g	0-0	0-0	0-0	0	0	0	0	0	0	0	0	0	1
20	ASTROTH, A.J.	g	0-0	0-0	0-0	0	0	0	0	0	0	0	0	0	1
21	JETER, Sheldon	g	1-3	1-3	0-0	0	3	3	1	3	2	0	0	0	22
34	MOATS, Shelby	g	2-3	1-1	2-2	1	2	3	1	7	0	0	0	0	19
35	SIKAM, James	g	0-0	0-0	0-0	0	0	0	0	0	0	0	0	0	1
Team					0		2		2						
Totals			23-46	8-17	10-11	6	24	30	16	64	9	5	6	1	200

FG % 1st Half: 13-22 59.1% 2nd half: 10-24 41.7% Game: 23-46 50.0%
 3FG % 1st Half: 5-8 62.5% 2nd half: 3-9 33.3% Game: 8-17 47.1%
 FT % 1st Half: 6-6 100.0% 2nd half: 4-5 80.0% Game: 10-11 90.9%

Kentucky 48 • 21-11, 12-6

#	Player	Total		3-Ptr		Rebounds			PF	TP	A	TO	Blk	Stl	Min
		FG	FGA	FG	FGA	FT	FTA	Off							
15	Cauley-Stein, Willie	f	2-6	0-0	3-5	5	4	9	4	7	1	1	1	1	30
22	Poythress, Alex	f	2-3	1-1	1-3	2	2	4	2	6	0	0	1	0	29
10	Goodwin, Archie	g	5-10	0-1	2-5	0	5	5	2	12	0	1	0	0	26
12	Harrow, Ryan	g	2-15	0-1	0-0	2	3	5	2	4	1	4	0	0	30
34	Mays, Julius	g	2-8	2-7	0-0	0	1	2	6	3	1	0	0	0	38
04	Hood, Jon	g	1-3	1-3	0-0	0	1	1	3	0	0	0	0	1	15
05	Polson, Jarrod	g	0-2	0-0	0-0	1	1	2	3	0	1	0	0	0	11

2013 - 2014 KENTUCKY MEN'S BASKETBALL

2013 SEC Tournament Results

March 13-17 Bridgestone Arena - Nashville, Tenn.

First Round — March 13

(13) Mississippi State 70, (12) South Carolina 59
(11) Texas A&M 71, (14) Auburn 62

Second Round — March 14

(9) LSU 68, (8) Georgia 63
(5) Tennessee 69, (13) Mississippi State 53
(10) Vanderbilt 75, (7) Arkansas 72
(6) Missouri 62, (11) Texas A&M 50

Quarterfinals — March 15

(1) Florida 80, (9) LSU 58
(4) Alabama 58, (5) Tennessee (48)
(10) Vanderbilt 64, (2) Kentucky (48)
(3) Ole Miss 64, (6) Missouri 62

Semifinals — March 16

(1) Florida 61, (4) Alabama 51
(3) Ole Miss, (10) Vanderbilt 52

Finals — March 17

(3) Ole Miss 66, (1) Florida 63

SEC All-Tournament Team

Kenny Boynton, Florida
Reginald Buckner, Ole Miss
Marshall Henderson, Ole Miss (MVP)
Murphy Holloway, Ole Miss
Erik Murphy, Florida

UK's SEC Players of the Week

Kyle Wiltjer - SEC Player of the Week (Nov. 12, 2012)
Alex Poythress - Freshman of the Week (Nov. 19, 2012)
Archie Goodwin - Freshman of the Week (Nov. 26, 2012)
Willie Cauley Stein - Freshman of the Week (Jan. 7, 2013)
Nerlens Noel - Freshman of the Week (Jan. 21, 2013)
Nerlens Noel - Freshman of the Week (Jan. 28, 2013)
Nerlens Noel - Freshman of the Week (Feb. 4, 2013)
Nerlens Noel - Freshman of the Week (Feb. 11, 2013)
Willie Cauley Stein - Freshman of the Week (Feb. 25, 2013)

Associated Press All-SEC

First Team

Kentavious Caldwell-Pope, Georgia
Erik Murphy, Florida
Trevor Releford, Alabama
Jordan McRae, Tennessee
Nerlens Noel, Kentucky

Second Team

Marshall Henderson, Ole Miss
Elston Turner, Texas A&M
Jarnell Stokes, Tennessee
Johnny O'Bryant III, LSU
Murphy Holloway, Ole Miss
Phil Pressey, Missouri
* Ties, # Unanimous

Honorable Mention

Laurence Bowers, Missouri
Kenny Boynton, Florida
Alex Oriakhi, Missouri
Marshawn Powell, Arkansas
Mike Rosario, Florida
Scottie Wilbekin, Florida
BJ Young, Arkansas
Patric Young, Florida

2013 SEC Honors

Coaches First Team All-SEC

Trevor Releford, Alabama
Erik Murphy, Florida
Kentavious Caldwell-Pope, Georgia
Nerlens Noel, Kentucky
Johnny O'Bryant III, LSU
Phil Pressey, Missouri
Jordan McRae, Tennessee
Elston Turner, Texas A&M

Coaches Second Team All-SEC

Marshawn Powell, Arkansas
BJ Young, Arkansas
Kenny Boynton, Florida
^Mike Rosario, Florida
^Patric Young, Florida
Marshall Henderson, Ole Miss
Murphy Holloway, Ole Miss
Laurence Bowers, Missouri
Jarnell Stokes, Tennessee

Coaches SEC

All-Freshman Team

Micahel Frazier II, Florida
Charles Mann, Georgia
^**Willie Cauley-Stein, Kentucky**
Archie Goodwin, Kentucky
Nerlens Noel, Kentucky
^**Alex Poythress, Kentucky**
Craig Sword, Mississippi State
^Gavin Ware, Mississippi State
Michael Carrera, South Carolina
^ Ties not broken

Coaches SEC

All-Defensive Team

^Trevor Releford, Alabama
Scottie Wilbekin, Florida
^Patric Young, Florida
Nerlens Noel, Kentucky
Anthony Hickey, LSU
Reginald Buckner, Ole Miss

SEC Coach of the Year

Billy Donovan, Florida
(Coaches & AP)

SEC Player of the Year

Kentavious Caldwell-Pope, Georgia
(Coaches & AP)

SEC Newcomer of the Year

Marshall Henderson, Ole Miss
(AP)

SEC Freshman of the Year

Nerlens Noel, Kentucky
(Coaches)

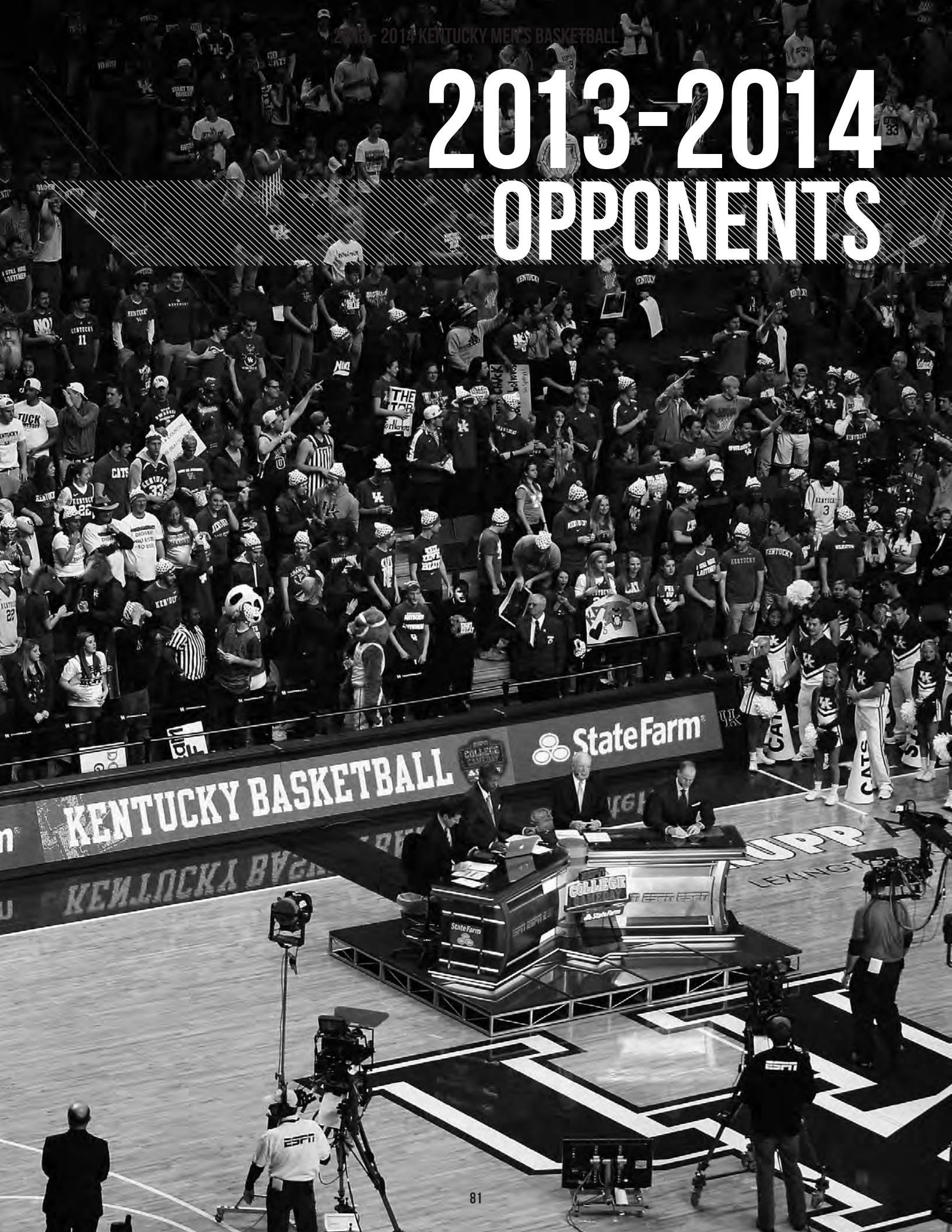
SEC Sixth-Man of the Year

Kyle Wiltjer, Kentucky
(Coaches)

SEC Defensive Player of the Year

Nerlens Noel, Kentucky
(Coaches)

2013-2014 OPPONENTS



2013-2014 OPPONENTS

ALABAMA CRIMSON TIDE

Location.....Tuscaloosa, Ala.
 Enrollment..... 33,602
 Conference..... SEC
 Colors Crimson and White
 Arena Coleman Coliseum (15,383)
 Head Coach Anthony Grant
 Record at School/Yrs..... 86-52/4 yrs.
 Overall Record/Yrs 162-77/7 yrs.
 2012-13 Record (Conference) 23-12 (12-6)
 2013 NCAA Postseason NIT Third Round
 SID Aaron Jordan
 SID Phone..... 205.348.6084
 SID Email ajordan@ia.ua.edu
 Website..... rolltide.com
 Series..... UK leads 102-37

In Lexington UK leads 53-10
 In Tuscaloosa..... UK leads 28-23
 At Neutral sites UK leads 21-4
 Current Win Streak..... Alabama, One game
 Longest UK Win Streak..... 15 games
 Longest UA Win Streak..... Two (Seven times)
 Largest UK Win (42) 74-32 (2/14/1949)
 Largest UA Win (24) 101-77 (2/25/1956)
 John Calipari vs. Alabama 5-3
 UK vs. Anthony Grant..... 4-2
 Last Meeting Alabama, 59-55 (1/22/2013)

Tuesday, March 4 9:00 p.m. ET (ESPN)
 Lexington, Ky. Rupp Arena

ARKANSAS RAZORBACKS

Location.....Fayetteville, Ark.
 Enrollment..... 23,199
 Conference..... SEC
 Colors Cardinal and White
 Arena Bud Walton Arena (19,200)
 Head Coach Mike Anderson
 Record at School..... 37-27/2 yrs.
 Overall Record 247-125/11 yrs.
 2012-13 Record (Conference) 19-13 (10-8)
 2013 NCAA Postseason None
 SID Patrick Pierson
 SID Phone..... 479.575.2752
 SID Email pspierso@uark.edu
 Website..... arkansasrazorbacks.com
 Series..... UK leads 25-9

In Lexington UK leads 12-2
 In Fayetteville Tied 6-6
 At Neutral sites UK leads 7-1
 Current Win Streak..... Arkansas, One game
 Longest UK Win Streak..... 10 games
 Longest UA Win Streak..... Two (Two times)
 Largest UK Win (37) 76-39 (12/13/1948)
 Largest UA Win (17) 105-88 (1/25/1992)
 John Calipari vs. Arkansas 5-4
 UK vs. Mike Anderson..... 2-2
 Last Meeting Arkansas, 73-60 (3/2/2013)

Tuesday, Jan. 14 9:00 p.m. ET (ESPN)
 Fayetteville, Ark. Bud Walton Arena
 Thursday, Feb. 27 7:00 p.m. ET (ESPN/ESPN2)
 Lexington, Ky. Rupp Arena

AUBURN TIGERS

Location..... Auburn, Ala.
 Enrollment..... 25,134
 Conference..... SEC
 Colors Burnt Orange and Blue
 Arena Auburn Arena (9,121)
 Head Coach Tony Barbee
 Record at School/Yrs..... 35-59/3 yrs.
 Overall Record/Yrs 35-59/3 yrs.
 2012-13 Record (Conference) 9-23 (3-15)
 2013 NCAA Postseason None
 SID Dan Froehlich
 SID Phone..... 334.844.9803
 SID Email froehdp@auburn.edu
 Website..... auburntigers.com
 Series..... UK leads 88-17

In Lexington UK leads 45-2
 In Auburn UK leads 29-13
 At Neutral sites UK leads 14-2
 Current Win Streak..... UK, 15 games
 Longest UK Win Streak..... 15 games
 Longest AU Win Streak..... Two (Four times)
 Largest UK Win (66) 84-18 (2/28/1947)
 Largest AU Win (19) 88-69 (2/20/65); 82-63 (1/13/1994)
 John Calipari vs. Auburn..... 5-0
 UK vs. Tony Barbee..... 4-0
 Last Meeting Kentucky, 72-62 (2/9/2013)

Wednesday, Feb. 12 8:00 p.m. ET (SEC TV)
 Auburn, Ala..... Auburn Arena

2013 - 2014 KENTUCKY MEN'S BASKETBALL

BAYLOR BEARS

Location..... Waco, Texas
Enrollment..... 15,364
Conference..... Big 12
Colors..... Green and Gold
Arena..... Ferrell Center (10,284)
Head Coach..... Scott Drew
Record at School/Yrs..... 179-137/11 yrs.
Overall Record/Yrs..... 199-148/12 yrs.
2012-13 Record (Conference)..... 23-14 (9-9)
2013 NCAA Postseason..... NIT Champions
SID..... David Kaye
SID Phone..... 254.710.4389
SID Email..... david_kaye@baylor.edu
Website..... baylorbears.com
Series..... UK leads 7-1

In Lexington..... UK leads 4-1
In Waco..... n/a
At Neutral sites..... UK leads 3-0
Current Win Streak..... Baylor, One game
Longest UK Win Streak..... Seven games
Longest BU Win Streak..... One game
Largest UK Win..... (41) 75-34 (12/23/1947)
Largest BU Win..... (9) 64-55 (12/1/2012)
John Calipari vs. Baylor..... 1-1
UK vs. Scott Drew..... 1-1
Last Meeting..... Baylor, 64-55 (12/1/2012)

Saturday, Dec. 6..... 10:00 p.m. ET (ESPN)
Arlington, Texas..... AT&T Stadium

BELMONT BRUINS

Location..... Nashville, Tenn.
Enrollment..... 6,665
Conference..... Ohio Valley
Colors..... Navy, Red and White
Arena..... Curb Event Center (5,000)
Head Coach..... Rick Byrd
Record at School/Yrs..... 571-291/17 yrs.
Overall Record/Yrs..... 663-346/32 yrs.
2012-13 Record (Conference)..... 26-7 (14-2)
2013 NCAA Postseason..... NCAA Second Round
SID..... Greg Sage
SID Phone..... 615.460.6698
SID Email..... greg.sage@belmont.edu
Website..... belmontbruins.com
Series..... First Meeting

In Lexington..... n/a
In Nashville..... n/a
At Neutral sites..... n/a
Current Win Streak..... n/a
Longest UK Win Streak..... n/a
Longest BU Win Streak..... n/a
Largest UK Win..... n/a
Largest BU Win..... n/a
John Calipari vs. Belmont..... 1-0
UK vs. Rick Byrd..... First Meeting
Last Meeting..... n/a

Saturday, Dec. 21..... Noon ET (ESPNU)
Lexington, Ky...... Rupp Arena

BOISE STATE BRONCOS

Location..... Boise, Idaho
Enrollment..... 22,678
Conference..... Mountain West
Colors..... Blue and Orange
Arena..... Taco Bell Arena (12,480)
Head Coach..... Leon Rice
Record at School/Yrs..... 56-41/3 yrs.
Overall Record/Yrs..... 56-41/3 yrs.
2012-13 Record (Conference)..... 21-11 (9-7)
2013 NCAA Postseason..... NCAA First Round
SID..... Mike Walsh
SID Phone..... 208.426.1106
SID Email..... michaelwalsh1@boisestate.edu
Website..... broncosports.com
Series..... First Meeting

In Lexington..... n/a
In Boise..... n/a
At Neutral sites..... n/a
Current Win Streak..... n/a
Longest UK Win Streak..... n/a
Longest BSU Win Streak..... n/a
Largest UK Win..... n/a
Largest BSU Win..... n/a
John Calipari vs. Boise State..... First Meeting
UK vs. Leon Rice..... First Meeting
Last Meeting..... n/a

Tuesday, Dec. 10..... 9:00 p.m. ET (ESPN)
Lexington, Ky...... Rupp Arena

CLEVELAND STATE VIKINGS

Location..... Cleveland, Ohio
Enrollment..... 17,323
Conference..... Horizon League
Colors..... Forest Green and White
Arena..... Henry J. Goodman Arena (8,500)
Head Coach..... Gary Waters
Record at School/Yrs..... 136-100/7 yrs.
Overall Record/Yrs..... 307-235/17 yrs.
2012-13 Record (Conference)..... 14-18 (5-11)
2013 NCAA Postseason..... None
SID..... Greg Murphy
SID Phone..... 216.687.5288
SID Email..... g.j.murphy@csuohio.edu
Website..... csuvikings.com
Series..... UK leads 1-0

In Lexington..... n/a
In Cleveland..... n/a
At Neutral sites..... UK leads 1-0
Current Win Streak..... UK, One game
Longest UK Win Streak..... One game
Longest CSU Win Streak..... n/a
Largest UK Win..... (24) 73-49 (11/24/2009)
Largest CSU Win..... n/a
John Calipari vs. Cleveland State..... 2-0
UK vs. Gary Waters..... 1-0
Last Meeting..... Kentucky, 73-49 (11/24/2009)

Monday, Nov. 25..... 7:00 p.m. ET (FSN)
Lexington, Ky...... Rupp Arena

2013 - 2014 KENTUCKY MEN'S BASKETBALL

EASTERN MICHIGAN EAGLES

Location.....Ypsilanti, Mich.
Enrollment..... 23,508
Conference..... Mid-American
Colors..... Green and White
Arena..... Convocation Center (8,824)
Head Coach..... Rob Murphy
Record at School/Yrs..... 30-36/2 yrs.
Overall Record/Yrs..... 30-26/2 yrs.
2012-13 Record (Conference)..... 16-18 (7-9)
2013 NCAA Postseason..... None
SID..... Sean Hostetter
SID Phone..... 734.487.0318
SID Email..... shostett@emich.edu
Website..... emueagles.com
Series..... UK leads 1-0

In Lexington..... UK leads 1-0
In Ypsilanti..... n/a
At Neutral sites..... n/a
Current Win Streak..... UK, One game
Longest UK Win Streak..... One game
Longest EMU Win Streak..... n/a
Largest UK Win..... (52) 90-38 (1/2/2013)
Largest EMU Win..... n/a
John Calipari vs. Eastern Michigan..... 1-0
UK vs. Rob Murphy..... 1-0
Last Meeting..... Kentucky, 90-38 (1/2/2013)

Wednesday, Nov. 27..... 4:00 p.m. ET (FS South/IMG)
Lexington, Ky...... Rupp Arena

FLORIDA GATORS

Location..... Gainesville, Fla.
Enrollment..... 49,913
Conference..... SEC
Colors..... Orange and Blue
Arena..... Stephen C. O'Connell Center (12,000)
Head Coach..... Billy Donovan
Record at School/Yrs..... 415-166/17 yrs.
Overall Record/Yrs..... 450-186/19 yrs.
2012-13 Record (Conference)..... 29-8 (14-4)
2013 NCAA Postseason..... NCAA, Elite Eight
SID..... Denver Parler
SID Phone..... 352.375.4683 Ext. 6135
SID Email..... denverp@gators.ufl.edu
Website..... gatorzone.com
Series..... UK leads 94-34
In Lexington..... UK leads 48-8

In Gainesville..... UK leads 33-23
At Neutral sites..... UK leads 13-3
Current Win Streak..... UK, One game
Longest UK Win Streak..... 18 games
Longest UF Win Streak..... Six games
Largest UK Win..... (56) 87-31 (3/4/1948)
Largest UF Win..... (18) 96-78 (1/13/1968)
John Calipari vs. Florida..... 9-2
UK vs. Billy Donovan..... 26-14
Last Meeting..... Kentucky, 61-57 (3/9/2013)

Saturday, Feb. 15..... 9:00 p.m. ET (ESPN) - ESPN College GameDay
Lexington, Ky...... Rupp Arena
Saturday, March 8..... Noon ET (CBS)
Gainesville, Fla...... O'Connell Center

GEORGIA BULLDOGS

Location..... Athens, Ga.
Enrollment..... 34,816
Conference..... SEC
Colors..... Red and Black
Arena..... Stegeman Coliseum (10,523)
Head Coach..... Mark Fox
Record at School..... 65-63/4 yrs.
Overall Record..... 188-106/8 yrs.
2012-13 Record (Conference)..... 15-17 (9-9)
2013 NCAA Postseason..... None
SID..... Tim Hix
SID Phone..... 706.542.1621
SID Email..... thix@sports.uga.edu
Website..... georgiadogs.com
Series..... UK leads 115-26

In Lexington..... UK leads 56-5
In Athens..... UK leads 40-17
At Neutral sites..... UK leads 19-4
Current Win Streak..... UGA, One game
Longest UK Win Streak..... 20 games
Longest UGA Win Streak..... Three games
Largest UK Win..... (77) 143-66 (2/27/1956)
Largest UGA Win..... (15) 106-91 (1/3/1990)
John Calipari vs. Georgia..... 5-2
UK vs. Mark Fox..... 5-3
Last Meeting..... Georgia, 72-62 (3/7/2013)

Saturday, Jan. 25..... 1:30 p.m. ET (SEC TV)
Lexington, Ky...... Rupp Arena

LOUISVILLE CARDINALS

Location..... Louisville, Ky.
Enrollment..... 23,000
Conference..... American
Colors..... Red and Black
Arena..... KFC Yum! Center (22,000)
Head Coach..... Rick Pitino
Record at School/Yrs..... 310-111/11 yrs.
Overall Record/Yrs..... 664-239/27 yrs.
2012-13 Record (Conference)..... 35-5 (14-4)
2013 NCAA Postseason..... NCAA Champions
SID..... Kenny Klein
SID Phone..... 502.852.6651
SID Cell..... 502.599.7865
SID Email..... kenny.klein@louisville.edu
Website..... UofLsports.com
Series..... UK leads 30-15

In Lexington..... UK leads 15-5
In Louisville..... UK leads 12-8
At Neutral sites..... UK leads 3-2
Current Win Streak..... UL, One game
Longest UK Win Streak..... Five games
Longest UL Win Streak..... Two (Six times)
Largest UK Win..... (34) 91-57 (3/27/1948)
..... 85-51 (12/27/1986)
Largest UL Win..... (18) 97-75 (12/31/1988)
John Calipari vs. Louisville..... 10-6
UK vs. Rick Pitino..... 8-5
Last Meeting..... Louisville, 80-77 (12/29/2012)

Saturday, Dec. 28..... 4:00 p.m. ET (CBS)
Lexington, Ky...... Rupp Arena

2013 - 2014 KENTUCKY MEN'S BASKETBALL

LSU TIGERS

Location..... Baton Rouge, La.
Enrollment..... 29,549
Conference..... SEC
Colors..... Purple and Gold
Arena..... Pete Maravich Assembly Center (13,472)
Head Coach..... Johnny Jones
Record at School/Yrs..... 19-12/1 yr.
Overall Record/Yrs..... 224-174/13 yrs.
2012-13 Record (Conference)..... 19-12 (9-9)
2013 NCAA Postseason..... None
SID..... Kent Lowe
SID Phone..... 225.578.8226
SID Email..... clowe@lsu.edu
Website..... LSUsports.net
Series..... UK leads 83-24
In Lexington..... UK leads 41-5

In Baton Rouge..... UK leads 29-16
At Neutral sites..... UK leads 13-3
Current Win Streak..... UK, Five games
Longest UK Win Streak..... 19 games
Longest LSU Win Streak..... Three (Four times)
Largest UK Win..... (47) 127-80 (3/4/1995)
Largest LSU Win..... (35) 76-41 (1/18/1987)
John Calipari vs. LSU..... 5-0
UK vs. Johnny Jones..... 1-0
Last Meeting..... Kentucky, 75-70 (1/26/2013)

Tuesday, Jan. 28..... 9:00 p.m. ET (ESPN)
Baton Rouge, La...... Maravich Center
Saturday, Feb. 22..... 4:00 p.m. ET (ESPN/ESPN2)
Lexington, Ky...... Rupp Arena

MICHIGAN STATE SPARTANS

Location..... East Lansing, Mich.
Enrollment..... 48,906
Conference..... Big Ten
Colors..... Green and White
Arena..... Breslin Center (14, 797)
Head Coach..... Tom Izzo
Record at School/Yrs..... 439-178/18 yrs.
Overall Record/Yrs..... 439-178/18 yrs.
2012-13 Record (Conference)..... 27-9 (13-5)
2013 NCAA Postseason..... NCAA, Sweet 16
SID..... Matt Larson
SID Phone..... 517.355.2271
SID Email..... larson@ath.msu.edu
Website..... msuspartans.com
Series..... UK leads 12-10

In Lexington..... UK leads 7-3
In East Lansing..... MSU leads 5-3
At Neutral sites..... Tied 2-2
Current Win Streak..... MSU, One game
Longest UK Win Streak..... Four games
Longest MSU Win Streak..... Two (three times)
Largest UK Win..... (50), 86-36 (1/27/1947)
Largest MSU Win..... (16) 66-50 (1/13/1945)
John Calipari vs. MSU..... 1-0
UK vs. Tom Izzo..... 2-4
Last Meeting..... Michigan State, 94-88 (3/27/2005)

Tuesday, Nov. 12..... 7:30 p.m. ET (ESPN)
Chicago, Ill...... United Center

MISSISSIPPI STATE BULLDOGS

Location..... Starkville, Miss.
Enrollment..... 20,500
Conference..... SEC
Colors..... Maroon and White
Arena..... Humphrey Coliseum (10,575)
Head Coach..... Rick Ray
Record at School..... 10-22/1 yr.
Overall Record..... 10-22/1 yr.
2012-13 Record (Conference)..... 10-22 (4-14)
2013 NCAA Postseason..... None
SID..... Gregg Ellis
SID Phone..... 662.418.8494
SID Email..... gellis@athletics.msstate.edu
Website..... MStateathletics.com
Series..... UK leads 89-20
In Lexington..... UK leads 45-5

In Starkville..... UK leads 32-12
At Neutral sites..... UK leads 12-3
Current Win Streak..... UK, Five games
Longest UK Win Streak..... 17 games (Two times)
Longest MSU Win Streak..... Three games
Largest UK Win..... (44) 110-66 (2/11/1952)
Largest MSU Win..... (13) 82-69 (2/16/1985)
John Calipari vs. Mississippi St...... 6-0
UK vs. Rick Ray..... 1-0
Last Meeting..... Kentucky, 85-55 (2/27/2013)

Wednesday, Jan. 8..... 8:00 p.m. ET (SEC TV)
Lexington, Ky...... Rupp Arena
Saturday, Feb. 8..... 1:30 p.m. ET (SEC TV)
Starkville, Miss...... Humphrey Coliseum

MISSOURI TIGERS

Location..... Columbia, Mo.
Enrollment..... 34,748
Conference..... SEC
Colors..... Old Gold and Black
Arena..... Mizzou Arena (15,061)
Head Coach..... Frank Haith
Record at School/Yrs..... 53-16/2 yrs.
Overall Record/Yrs..... 182-117/9 yrs.
2012-13 Record (Conference)..... 23-11 (11-7)
2013 NCAA Postseason..... NCAA, Third Round
SID..... David Reiter
SID Phone..... 573.884.2437
SID Email..... reiterd@missouri.edu
Website..... mutigers.com
Series..... UK leads 5-0

In Lexington..... UK leads 3-0
In Columbia..... n/a
At Neutral sites..... UK leads 2-0
Current Win Streak..... UK, Five games
Longest UK Win Streak..... Five games
Longest MIZZ Win Streak..... n/a
Largest UK Win..... (22) 77-55 (11/26/1997)
Largest MIZZ Win..... n/a
John Calipari vs. Missouri..... 2-2
UK vs. Frank Haith..... 1-1
Last Meeting..... Kentucky, 90-83 (ot) (2/23/2013)

Saturday, Feb. 1..... 1:00 p.m. ET (CBS)
Columbia, Mo...... Mizzou Arena

2013 - 2014 KENTUCKY MEN'S BASKETBALL

MONTEVALLO FALCONS (EXH.)

Location..... Montevallo, Ala.
Enrollment..... 2,855
Conference..... Peach Belt
Colors..... Purple and Gold
Arena..... Trustmark Arena
Head Coach..... Danny Young
Record at School..... 246-107/11 yrs.
Overall Record..... 297-118/12 yrs.
2012-13 Record (Conference)..... 20-10 (14-5)
2013 NCAA D-II Postseason..... D-II, Quarterfinals
SID..... Wesley Hallman
SID Phone..... 205.665.6592
SID Email..... whallman@montevallo.edu
Website..... montevallofalcons.com
Series..... First meeting

In Lexington n/a
In Montevallo n/a
At Neutral sites n/a
Current Win Streak n/a
Longest UK Win Streak n/a
Longest Montevallo Win Streak n/a
Largest UK Win n/a
Largest Montevallo Win n/a
John Calipari vs. Mississippi St. First Meeting
UK vs. Danny Young First Meeting
Last Meeting n/a

Monday, Nov. 4 7:00 p.m. ET (FS South/IMG)
Lexington, Ky. Rupp Arena

NORTH CAROLINA TAR HEELS

Location..... Chapel Hill, N.C.
Enrollment..... 18,579
Conference..... ACC
Colors..... Carolina Blue and White
Arena..... Dean E. Smith Center (21,750)
Head Coach..... Roy Williams
Record at School/Yrs..... 282-79/10 yrs.
Overall Record/Yrs..... 700-180/24 yrs.
2012-13 Record (Conference)..... 25-11 (12-6)
2013 NCAA Postseason..... NCAA, Third Round
SID..... Steve Kirschner
SID Phone..... 919.962-7258
SID Email..... skirschner@uncaa.unc.edu
Website..... goheels.com
Series..... UNC leads 22-13

In Lexington UK leads 7-6
In Chapel Hill UNC leads 5-2
At Neutral sites UNC leads 12-3
Current Win Streak UK, Two games
Longest UK Win Streak Four games
Longest UNC Win Streak Six games
Largest UK Win (39) 83-44 (1/9/1950)
Largest UNC Win (21) 41-20 (2/29/1924)
John Calipari vs. North Carolina 4-1
UK vs. Roy Williams 7-7
Last Meeting Kentucky, 73-72 (12/3/2012)

Saturday, Dec. 14 5:15 p.m. ET (ESPN)
Chapel Hill, N.C. Dean E. Smith Center

NORTHERN KENTUCKY NORSE

Location..... Highland Heights, Ky.
Enrollment..... 15,405
Conference..... Atlantic Sun
Colors..... Gold and White
Arena..... The Bank of Kentucky Center (9,400)
Head Coach..... Dave Bezold
Record at School/Yrs..... 172-95/9 yrs.
Overall Record/Yrs..... 172-95/9 yrs.
2012-13 Record (Conference)..... 11-16 (9-9)
2013 NCAA Postseason..... None
SID..... Don Owen
SID Phone..... 859.572.5470
SID Email..... owend@nku.edu
Website..... nkunorse.com
Series..... First Meeting

In Lexington n/a
In Highland Heights n/a
At Neutral sites n/a
Current Win Streak n/a
Longest UK Win Streak n/a
Longest NKU Win Streak n/a
Largest UK Win n/a
Largest NKU Win n/a
John Calipari vs. Northern Kentucky n/a
UK vs. Dave Bezold n/a
Last Meeting n/a

Sunday, Nov. 10 4:00 p.m. ET (FS South/IMG)
Lexington, Ky. Rupp Arena

OLE MISS REBELS

Location..... Oxford, Miss.
Enrollment..... 21,535
Conference..... SEC
Colors..... Cardinal Red and Navy Blue
Arena..... Tad Smith Coliseum (8,700)
Head Coach..... Andy Kennedy
Record at School/Yrs..... 152-87/7 yrs.
Overall Record/Yrs..... 173-100/8 yrs.
2012-13 Record (Conference)..... 27-9 (12-6)
2013 NCAA Postseason..... NCAA, Third Round
SID..... Daniel Snowden
SID Phone..... 662.915.7526
SID Email..... desnowde@olemiss.com
Website..... OleMisssports.com
Series..... UK leads 100-13

In Lexington UK leads 50-2
In Oxford UK leads 26-10
At Neutral sites UK leads 24-1
Current Win Streak UK, Three games
Longest UK Win Streak 39 games
Longest OM Win Streak Two games
Largest UK Win (58) 116-58 (1/3/1952)
Largest OM Win (20) 37-17 (2/11/1927)
John Calipari vs. Ole Miss 8-4
UK vs. Andy Kennedy 7-2
Last Meeting Kentucky, 87-74 (1/29/2013)
Tuesday, Feb. 4 7:00 p.m. ET (ESPNU)
Lexington, Ky. Rupp Arena
Tuesday, Feb. 18 7:00 p.m. ET (ESPN)
Oxford, Miss. Tad Smith Coliseum

2013 - 2014 KENTUCKY MEN'S BASKETBALL

PROVIDENCE FRIARS

Location.....Providence, R.I.
Enrollment..... 3,852
Conference..... Big East
Colors..... Black, White and Silver
Arena..... Dunkin' Donuts Center (12,410)
Head Coach..... Ed Cooley
Record at School/Yrs..... 34-32/2 yrs.
Overall Record/Yrs..... 126-101/7 yrs.
2012-13 Record (Conference)..... 19-15 (9-9)
2013 NCAA Postseason..... NIT, Third Round
SID..... Arthur Parks
SID Phone..... 401.865.2759
SID Email..... aparks@providence.edu
Website..... friars.com
Series..... UK leads 1-0

In Lexington n/a
In Providence n/a
At Neutral sites UK leads 1-0
Current Win Streak UK, One game
Longest UK Win Streak One game
Longest PC Win Streak n/a
Largest UK Win (1) 79-79 (3/18/1976)
Largest PC Win n/a
John Calipari vs. Providence 1-1
UK vs. Ed Cooley First Meeting
Last Meeting Kentucky, 79-79 (3/18/1976)

Sunday, Dec. 1 8:30 p.m. ET (Fox Sports 1)
Brooklyn, N.Y. Barclays Center

ROBERT MORRIS COLONIALS

Location..... Moon Township, Pa.
Enrollment..... 5,000
Conference..... Northeast
Colors..... Blue and White with Red
Arena..... Sewall Center (3,056)
Head Coach..... Andrew Toole
Record at School/Yrs..... 68-36/3 yrs.
Overall Record/Yrs..... 68-36/3 yrs.
2012-13 Record (Conference)..... 24-11 (14-4)
2013 NCAA Postseason..... NIT, Second Round
SID..... Jim Duzyk
SID Phone..... 412.397.4919
SID Email..... duzyk@rmu.edu
Website..... rmucolonials.com
Series..... Tied 1-1

In Lexington UK leads 1-0
In Moon Township RMU leads 1-0
At Neutral sites n/a
Current Win Streak RMU, One game
Longest UK Win Streak One game
Longest RMU Win Streak One game
Largest UK Win (25) 92-67 (12/30/1993)
Largest RMU Win (2) 59-57 (3/19/2013)
John Calipari vs. Robert Morris 0-1
UK vs. Andrew Toole 0-1
Last Meeting Robert Morris, 59-57 (3/19/2013)

Sunday, Nov. 17 7:00 p.m. ET (ESPN2)
Lexington, Ky. Rupp Arena

SOUTH CAROLINA GAMECOCKS

Location..... Columbia, S.C.
Enrollment..... 31,288
Conference..... SEC
Colors..... Garnet and Black
Arena..... Colonial Life Arena (18,000)
Head Coach..... Frank Martin
Record at School..... 14-18/1 yr.
Overall Record..... 131-72/6 yrs.
2012-13 Record (Conference)..... 14-18 (4-14)
2013 NCAA Postseason..... None
SID..... Emily Feeney
SID Phone..... 803.727.3284
SID Email..... efeeney@sc.edu
Website..... gamecocksonline.com
Series..... UK leads 47-10

In Lexington UK leads 25-2
In Columbia UK leads 18-6
At Neutral sites UK leads 4-2
Current Win Streak UK, Six games
Longest UK Win Streak 12 games
Longest USC Win Streak Two games
Largest UK Win (45) 126-81 (12/10/1979)
Largest USC Win (18) 77-59 (2/25/2009)
John Calipari vs. USC 9-1
UK vs. Frank Martin 2-0
Last Meeting Kentucky, 77-55 (02/5/2013)

Saturday, March 1 6:00 p.m. ET (ESPN/ESPN2)
Columbia, S.C. Colonial Life Arena

TENNESSEE VOLUNTEERS

Location..... Knoxville, Tenn.
Enrollment..... 27,523
Conference..... SEC
Colors..... Orange and White
Arena..... Thompson-Boling Arena (21,678)
Head Coach..... Cuonzo Martin
Record at School/Yrs..... 39-28/2 yrs.
Overall Record/Yrs..... 100-69/4 yrs.
2012-13 Record (Conference)..... 20-13 (11-7)
2013 NCAA Postseason..... NIT, First Round
SID..... Tom Satkowiak
SID Phone..... 865.696.2897
SID Email..... tomsid@tennessee.edu
Website..... utsports.com
Series..... UK leads 149-67

In Lexington UK leads 89-16
In Knoxville UK leads 53-48
At Neutral sites UK leads 7-3
Current Win Streak UT, One game
Longest UK Win Streak 20 games
Longest UT Win Streak Five (Two times)
Largest UK Win (61) 101-40 (3/12/1993)
Largest UT Win (30) 88-58 (2/16/2013)
John Calipari vs. Tennessee 10-5
UK vs. Cuonzo Martin 3-1
Last Meeting Tennessee, 88-58 (2/16/2013)

Saturday, Jan. 18 Noon ET (CBS)
Lexington, Ky. Rupp Arena

2013 - 2014 KENTUCKY MEN'S BASKETBALL

TEXAS A&M AGGIES

Location..... College Station, Texas
Enrollment..... 53,219
Conference..... SEC
Colors..... Maroon and White
Arena..... Reed Arena (12,989)
Head Coach..... Billy Kennedy
Record at School/Yrs..... 32-33/2 yrs.
Overall Record/Yrs..... 243-212/15 Yrs.
2012-13 Record (Conference)..... 18-15 (7-11)
2013 NCAA Postseason..... None
SID..... Adam Quisenberry
SID Phone..... 979.862.5453
SID Email..... aquisenberry@athletics.tamu.edu
Website..... aggieathletics.com
Series..... UK leads 3-2

In Lexington Tied 2-2
In College Station UK leads 1-0
At Neutral sites n/a
Current Win Streak..... Kentucky, One game
Longest UK Win Streak..... Two games
Longest A&M Win Streak..... One game (Two times)
Largest UK Win..... (65) 83-18 (12/14/1946)
Largest A&M Win..... (12) 83-71 (1/12/2013)
John Calipari vs. Texas A&M..... 2-1
UK vs. Billy Kennedy 1-1
Last Meeting Kentucky, 72-68 OT (2/2/2013)

Tuesday, Jan. 21 9:00 p.m. ET (ESPN)
Lexington, Ky. Rupp Arena

TEXAS-ARLINGTON MAVERICKS

Location..... Arlington, Texas
Enrollment..... 33,500
Conference..... Sun Belt
Colors..... Royal Blue, Orange and White
Arena..... College Park Center (7,000)
Head Coach..... Scott Cross
Record at School/Yrs..... 122-96/5 yrs.
Overall Record/Yrs..... 122-96/5 yrs.
2012-13 Record (Conference)..... 19-14 (11-7)
2013 NCAA Postseason..... CIT, First Round
SID..... Art Garcia
SID Phone..... 817.272.2239
SID Email..... artgarcia@uta.edu
Website..... utmavs.com
Series..... First Meeting

In Lexington n/a
In Arlington..... n/a
At Neutral sites n/a
Current Win Streak..... n/a
Longest UK Win Streak..... n/a
Longest UTA Win Streak..... n/a
Largest UK Win..... n/a
Largest UTA Win..... n/a
John Calipari vs. UT-Arlington..... 1-0
UK vs. Scott Cross First Meeting
Last Meeting n/a

Tuesday, Nov. 19 7:30 p.m. ET (CSS)
Lexington, Ky. Rupp Arena

TRANSYLVANIA PIONEERS (EXH.)

Location..... Lexington, Ky.
Enrollment..... 1,200
Conference..... Heartland Collegiate Athletic Conf.
Colors..... Crimson and White
Arena..... Beck Athletic and Recreation Center
Head Coach..... Brian Lane
Record at School/Yrs..... 212-112/12 yrs.
Overall Record/Yrs..... 212-112/12 yrs.
2012-13 Record (Conference)..... 20-8 (14-4)
2013 NCAA D-III Postseason..... NCAA Regional
SID..... Laura Rudolph
SID Phone..... 859.233.8284
SID Email..... lrudolph@transy.edu
Website..... transysports.com
Series..... Series tied, 7-7

At UK..... UK leads, 4-3
At Transy TU leads 4-2
At Neutral sites UK leads 1-0
Current Win Streak..... UK, Two games
Longest UK Win Streak..... Two games (two times)
Longest TU Win Streak..... Three games
Largest UK Win..... (6) 30-24 (3/3/1911)
Largest TU Win..... (21) 22-1 (2/4/1905)
John Calipari vs. TU n/a
UK vs. Brian Lane n/a
Last Meeting Kentucky, 30-24 (3/3/1911)

Friday, Nov. 1 7:00 p.m. ET (FS South/IMG)
Lexington, Ky. Rupp Arena

UNC ASHEVILLE BULLDOGS

Location..... Asheville, N.C.
Enrollment..... 3,500
Conference..... Big South
Colors..... Royal Blue and White
Arena..... Kimmel Arena (3,200)
Head Coach..... Nick McDevitt
Record at School/Yrs..... First Season
Overall Record/Yrs..... First Season
2012-13 Record (Conference)..... 16-16 (10-6)
2013 NCAA Postseason..... None
SID..... Mike Gore
SID Phone..... 828.251.6923
SID Email..... mgore@unca.edu
Website..... uncabulldogs.com
Series..... UK leads 3-0

In Lexington UK leads 2-0
In Asheville n/a
At Neutral sites UK leads 2-0
Current Win Streak..... UK, Three games
Longest UK Win Streak..... Three games
Longest UNCA Win Streak..... n/a
Largest UK Win..... (54) 105-51 (12/23/1996)
Largest UNCA Win..... n/a
John Calipari vs. UNCA..... 1-0
UK vs. Nick McDevitt First Meeting
Last Meeting Kentucky, 94-57 (11/30/2009)

Friday, Nov. 8 7:00 p.m. ET (FS South/IMG)
Lexington, Ky. Rupp Arena

2013 - 2014 KENTUCKY MEN'S BASKETBALL

VANDERBILT COMMODORES

Location.....Nashville, Tenn.
Enrollment.....6,796
Conference.....SEC
Colors.....Black and Gold
Arena.....Memorial Gymnasium (14,316)
Head Coach.....Kevin Stallings
Record at School.....277-176/14 yrs.
Overall Record.....400-239/20 yrs.
2012-13 Record (Conference).....16-17 (8-10)
2013 NCAA Postseason.....None
SID.....Andy Boggs
SID Phone.....615.322.4121
SID Email.....andy.boggs@vanderbilt.edu
Website.....VUCommodores.com
Series.....UK leads 138-46

In Lexington UK leads 77-14
In Nashville UK Leads 54-27
At Neutral sites UK leads 7-5
Current Win Streak VU, One game
Longest UK Win Streak 19 games
Longest VU Win Streak Four (Two times)
Largest UK Win (69) 98-29 (2/27/1947)
Largest VU Win (41) 93-52 (2/12/2008)
John Calipari vs. Vandy 8-3
UK vs. Kevin Stallings 20-11
Last Meeting Vanderbilt, 64-48 (3/15/2012)

Saturday, Jan. 11 1:00/3:30 p.m. ET (CBS)
Nashville, Tenn......Memorial Gymnasium



2014 SEC MEN'S BASKETBALL TOURNAMENT

March 12-16 • Georgia Dome • Atlanta, Ga.



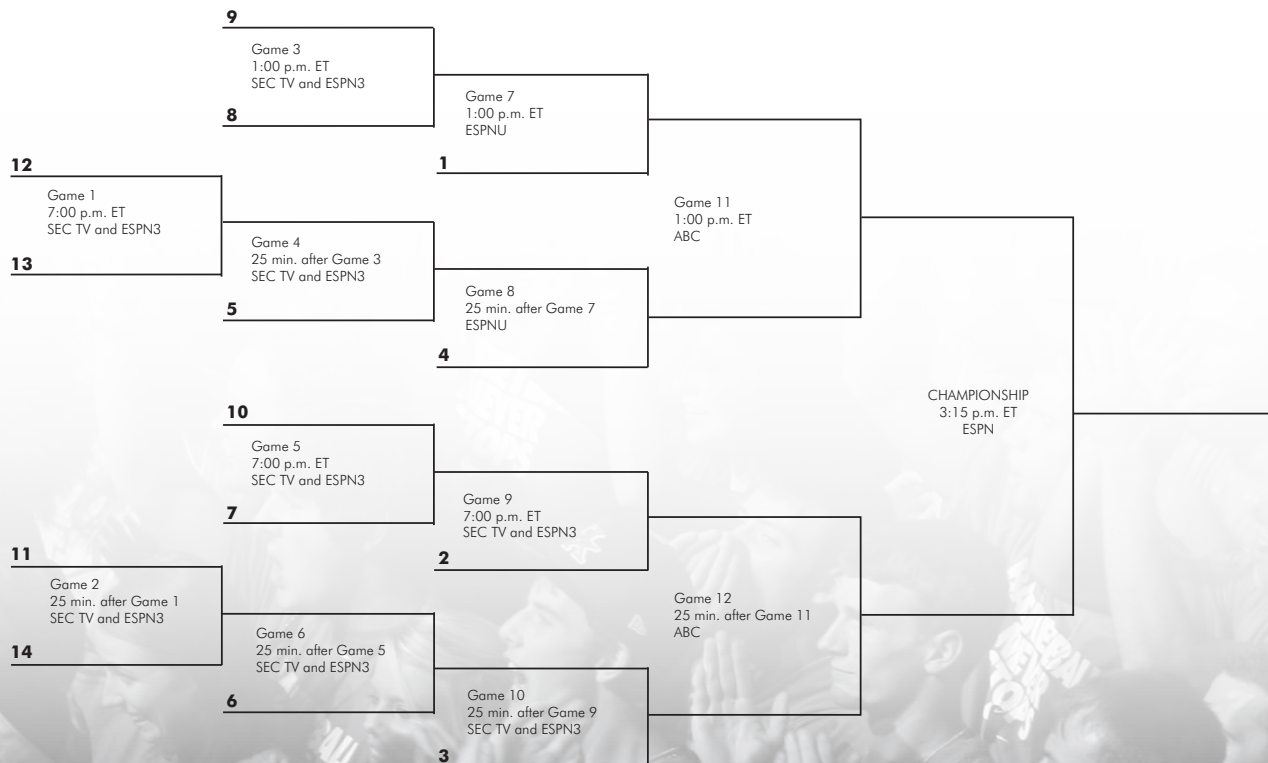
First Round
Wednesday, March 12

Second Round
Thursday, March 13

Quarterfinals
Friday, March 14

Semifinals
Saturday, March 15

Championship
Sunday, March 16





POSTSEASON TOURNAMENT INFORMATION

2014 SEC TOURNAMENT

Dates

March 12-16 (Atlanta, Ga., Georgia Dome)

First Round • Wednesday, March 12

Game 1 - Seed #12 vs. Seed #13 7:00 p.m.
Game 2 - Seed #11 vs. Seed #14 25 mins. after Gm. 1

Second Round • Thursday, March 13

Game 3 - Seed #9 vs. Seed #8 1:00 p.m.
Game 4 - Gm. 1 Winner vs. Seed #5 25 mins. after Gm. 3
Game 5 - Seed #10 vs. Seed #7 7:00 p.m.
Game 6 - Gm. 2 Winner vs. Seed #6 25 mins. after Gm. 5

Quarterfinals • Friday, March 14

Game 7 - Gm. 3 Winner vs. Seed #1 1:00 p.m.
Game 8 - Gm. 4 Winner vs. Seed #4 25 mins. after Gm. 7

Game 9 - Gm. 5 Winner vs. Seed #2 7:00 p.m.
Game 10 - Gm. 6 Winner vs. Seed #3 25 mins. after Gm. 9

Semifinals • Saturday, March 15

Game 11 - Gm. 7 Winner vs. Gm. 8 Winner 1:00 p.m.
Game 12 - Gm. 9 Winner vs. Gm. 10 Winner 25 mins. after Gm. 11

Championship • Saturday, March 16

Game 13 - Gm. 11 Winner vs. Gm. 12 Winner 3:15 p.m.

All times are Eastern

- Games 1-6, 9-10 will all be televised live on the SEC TV/ESPN3; Games 7-8 will air on ESPNU.
- The semifinals on March 15 will be televised on ABC, and the championship game on March 16 will be televised live on ESPN.

2014 NCAA TOURNAMENT

First Four Games

March 18-19 (Univ. of Dayton Arena, Dayton, Ohio)

NCAA Second & Third Rounds

March 20-22 (First Niagara Center, Buffalo, N.Y.)
March 20-22 (BMO Harris Bradley Center, Milwaukee, Wisc.)
March 20-22 (Amway Center, Orlando, Fla.)
March 20-22 (Spokane Veterans Memorial Arena, Spokane, Wash.)
March 21-23 (PNC Arena, Raleigh, N.C.)
March 21-23 (AT&T Center, San Antonio, Texas)
March 21-23 (Viejas Arena, San Diego, Calif.)
March 21-23 (Scottrade Center, St. Louis, Mo.)

NCAA Regionals

March 27-29 (Honda Center, Anaheim, Calif.)
March 27-29 (FedEx Forum, Memphis, Tenn.)
March 28-30 (Lucas Oil Stadium, Indianapolis, Ind.)
March 28-30 (Madison Square Garden, New York, N.Y.)

NCAA Final Four

April 5-7 (AT&T Stadium, Arlington, Texas)

Future Final Four Sites

April 4-6, 2015 (Lucas Oil Stadium, Indianapolis, Ind.)
April 2-4, 2016 (Reliant Stadium, Houston, Texas)



NATIONAL CHAMPIONS



1947-48 NATIONAL CHAMPIONS



Front Row: Coach Adolph Rupp, Johnny Stough, Ralph Beard, Kenneth Rollins, Cliff Barker, Jr., Dale Barnstable, Asst. Coach Harry Lancaster. **Second Row:** Manager Humzey Yessin, Garland Townes, Jim Jordan, Joe Holland, Alex Groza, Wallace Jones, Jim Line, Roger Day, Trainer Wilbert Bud Berger.



Kentucky 58, Baylor 42
March 23, 1948 • New York

Game Review

Kentucky PLAYER	FG	FTM	FTA	PF	TP
Jones	4	1	1	3	9
Barker	2	1	3	4	5
Line	3	1	1	3	7
Groza	6	2	4	4	14
Holland	1	0	0	1	2
Beard	4	4	4	1	12
Rollins	3	3	5	3	9
Barnstable	0	0	1	0	0
Totals	23	12	19	19	58

Baylor PLAYER	FG	FTM	FTA	PF	TP
Owen	2	1	2	0	5
DeWitt	3	2	4	3	8
Hickman	1	0	0	0	2
Pulley	0	1	1	0	1
Heathington	3	2	4	5	8
Preston	0	0	2	2	0
Johnson	3	4	7	5	10
Robinson	3	2	4	4	8
Brack	0	0	0	0	0
Totals	15	12	24	19	42

Halftime: UK 29, Baylor 16

Season Recap

Behind the Fabulous Five of Ralph Beard, Wah Wah Jones, Alex Groza, Kenny Rollins, and Cliff Barker, the 1947-48 Kentucky men's basketball team went 36-3 en route to win the school's first national championship.

Kentucky got off to a quick start winning its first seven games before falling to Temple in a one-point buzzer-beater. The Wildcats, however, won 27 of their next 28 games including a 58-38 victory retribution matchup over the Temple Owls. All five of the Wildcat starters were recognized by the Southeastern Conference with Jones, Beard and Rollins being named to the first team. Beard was also named the True Magazine Player-of-the-Year for the second consecutive season.

Following the regular season, the Wildcats breezed through the SEC Tournament, winning the four games by a total of 111 points, including a narrow 54-53 victory over Georgia Tech in the championship game. The NCAA Tournament went much as the conference tourney did. Jones scored 19 points in the opener over Columbia and then UK won an eight-point decision over Holy Cross in the second round to

advance to the championship game against Baylor. Groza poured in 23 points for the 58-42 victory over the Bears.

Championship Game

Alex Groza and Ralph Beard combined for 26 points and the Wildcats' defense held the Bears to 16 first-half points to capture UK's first NCAA title.

The title victory enabled the Wildcats to become only the second team ever to win both the NIT and NCAA titles. UK, which finished the season at 34-2, won the NIT title in 1946.

Paced by Groza and Beard, the Wildcats turned a 29-16 halftime lead into a 44-28 bulge midway through the second half. After Baylor rallied to cut the lead to 11, UK put the game out of reach as Wallace "Wah Wah" Jones scored four points to give the Wildcats a 15-point lead.

In addition to Groza and Beard, the Wildcats also got nine points apiece from Jones and Kenneth Rollins.

1948-49

NATIONAL CHAMPIONS



Front Row: Coach Adolph Rupp, Johnny Stough, Ralph Beard, Kenneth Rollins, Cliff Barker, Jr., Dale Barnstable, Asst. Coach Harry Lancaster. **Second Row:** Manager Humzey Yessin, Garland Townes, Jim Jordan, Joe Holland, Alex Groza, Wallace Jones, Jim Line, Roger Day, Trainer Wilbert Bud Berger.



Kentucky 46, Oklahoma A&M 36
March 26, 1949 • Seattle

Game Review

Kentucky PLAYER	FG	FTM	FTA	PF	TP
Jones	1	1	3	3	3
Line	2	1	2	3	5
Groza	9	7	8	5	25
Beard	1	1	2	4	3
Barker	1	3	3	4	5
Barnstable	1	1	1	1	3
Hirsch	1	0	0	1	2
Totals	16	14	19	21	46

Oklahoma A&M

PLAYER	FG	FTM	FTA	PF	TP
Yates	1	0	0	1	2
Bradley	0	3	5	3	3
Harris	3	1	1	5	7
Parks	2	3	4	5	7
Shelton	3	6	7	4	12
Jaquet	0	1	2	0	1
McArthur	0	2	2	1	2
Pilgrim	0	2	2	1	2
Smith	0	0	0	1	0
Totals	9	18	23	21	36

Halftime: UK 25, Oklahoma A&M 20

Season Recap

With a familiar four starters returning from the Fabulous Five, the 1948-49 Kentucky men's basketball team appeared poised to make a second consecutive title run. The Wildcats raced through the regular season with only one loss and only three teams throughout the year came within even 10 points of Kentucky. Alex Groza led the team in scoring in 13 of its last 15 games and he broke a UK and SEC record with 38 points in a 95-40 win over Georgia on Feb. 21.

The team concluded the regular season with a 70-37 win over Vanderbilt at Alumni Gym, including a last-second 65-foot shot by Cliff Barker. The Cats again swept through the SEC Tournament in nearby Louisville, winning their opening-round game over Florida, 73-36. Kentucky outscored its SEC Tournament opponents by a total of 123 points in a four-game span, including a 68-52 win over Tulane in the conference final.

After being surprisingly upset in the first round of the NIT Tournament, the Wildcats had no trouble in NCAA play. Kentucky defeated Villanova, 85-72, and Illinois, 76-47, to advance to

the national title game. Groza, Ralph Beard and Wah Wah Jones were all named All-America and Groza was named the tournament's MVP.

It was no surprise that when the first-ever Associated Press poll was released the following year, the Cats were ranked preseason No. 1.

Championship Game

Paced by Alex Groza's 25 points and a defense that limited the Aggies to a mere nine field goals, the Wildcats were crowned NCAA Champions for the second straight year.

Groza, a unanimous selection as the "Player of the Tournament," scored more than twice as many points as any other player. A&M's Jack Shelton was the game's only other player to score in double figures. He finished with 12 points.

The Aggies, coached by Hank Iba, led 5-2, but the Wildcats scored seven straight points, five by Groza, and never trailed again as they took a 25-20 first-half lead.

UK extended the lead to 31-21 early in the second half and coasted the rest of the way.

1950-51 NATIONAL CHAMPIONS



Standing: Frank Ramsey, Shelby Linville, Bill Spivey, Roger Layne, Lou Tsiropoulos, Read Morgan. **Seated:** Coach Adolph Rupp, Cliff Hagan, C.M. Newton, Walt Hirsch, Paul Lansaw, Dwight Price, Assistant Coach Harry Lancaster. **Bottom Row:** Lindle Castle, Lucian Whitaker, Bobby Watson, Guy Strong, T. Riddle.



Kentucky 68, Kansas State 58
March 27, 1951 • Minneapolis

Game Review

Kentucky PLAYER	FG	FTM	FTA	PF	TP
Whitaker	4	1	0	2	9
Linville	2	4	8	5	8
Spivey	9	4	6	2	22
Ramsey	4	1	3	5	9
Watson	3	2	4	3	8
Hagan	5	0	2	5	10
Tsiropoulos	1	0	0	1	2
Newton	0	0	0	0	0
Totals	28	12	23	23	68

Kansas State PLAYER	FG	FTM	FTA	PF	TP
Head	3	2	2	5	8
Stone	3	6	8	5	12
Hitch	6	1	1	5	13
Barrett	2	0	2	1	4
Iverson	3	1	2	3	7
Housey	2	0	0	3	4
Gibson	0	1	1	5	1
Upton	0	0	0	1	0
Knostman	1	1	2	1	3
Peck	2	0	1	1	4
Schuyler	1	0	1	1	2
Totals	23	12	20	31	58

Halftime: Kansas State 29, UK 27

Season Recap

Kentucky opened the 1950-51 season on an 84-game home win streak and they began the year by moving from the antiquated Alumni Gym to the new 11,500 seat Memorial Coliseum that was designed to commemorate the Kentuckians who died in World War II and the Korean War.

Though illness plagued the team and its coach throughout the season, Kentucky compiled a 32-2 record and its third national title in four years. UK defeated arch-rival Louisville by 11 points, 79-68, in the opening round of the NCAA Tournament before breezing by St. John's in the next round. After posting a narrow 76-74 victory over Illinois in the East Regional championship, the Cats toppled Kansas State, 68-58, in the championship game.

Seven-foot center Bill Spivey led Kentucky, scoring 19.2 points per game during the season. He was followed by the junior duo of Shelby Linville and Bobby Watson, who each averaged 10.4 ppg. The Cats outscored their opponents by 757 points in UK's third championship season.

Championship Game

Bill Spivey scored 22 points and an ailing Cliff Hagan sparked the Wildcats to their third NCAA title.

With a squad consisting of only six healthy players — Walt Hirsch was ineligible and Hagan was plagued by an infected throat — the Wildcats hardly looked like championship material as Kansas State broke out to a 20-12 lead.

It was then that Rupp inserted the ailing Hagan. It was a move that may have proved the difference as the sophomore forward sparked a rally that saw UK cut the Kansas State lead to 29-27 at the half.

Led by Hagan and Spivey, who dominated the boards, UK outscored Kansas State 41-29 in the second half to complete the come-from-behind victory.

1957-58

NATIONAL CHAMPIONS



Front Row: Coach Adolph Rupp, Adrian Smith, John Crigler, Ed Beck, Don Mills, Johnny Cox, Vernon Hatton, Assistant Coach Harry Lancaster. **Second Row:** Student Manager Jay Atkerson, Earl Adkins, Billy Smith, Phil Johnson, Bill Cassidy, Lincoln Collinworth and Harold Ross.



Kentucky 84, Seattle 72
March 22, 1958 • Louisville

Game Review

Kentucky

PLAYER	FGM	FGA	FTM	FTA	REB	PF	TP
Crigler	5	12	4	7	14	4	14
Cox	10	23	4	4	16	3	24
Beck	0	1	0	1	3	4	0
A. Smith	2	8	3	5	6	4	7
Hatton	9	20	12	15	3	3	30
Mills	4	9	1	4	5	3	9
Totals	30	73	24	36	47	21	84

Seattle

PLAYER	FGM	FGA	FTM	FTA	REB	PF	TP
Frizzell	4	6	8	11	5	3	16
Brown	6	17	5	7	5	5	17
Baylor	9	32	7	9	19	4	25
Harney	2	5	0	1	1	1	4
Saunders	0	2	0	0	2	3	0
Ogorek	4	7	2	2	11	5	10
Plasecki	0	0	0	0	0	0	0
Totals	25	69	22	30	43	21	72

Halftime: Seattle 39, UK 36

Season Recap

After finishing the previous year with a second-round NCAA tournament loss on their home court, the 1957-58 Kentucky Wildcats, behind the starting lineup of Vernon Hatton, Johnny Cox, John Crigler, Adrian Smith and Ed Beck, lost two of their final five games and appeared an unlikely contender for the national championship.

The Cats were led by Hatton's 17.1 points per game and Cox's 14.9 points per game. Hatton proved his effectiveness as a clutch player by sinking a 47-foot shot at the end of regulation to send UK into overtime against Temple, a game that the Wildcats would win 85-83 after three extra periods. Kentucky breezed past the first two rounds of the NCAA Tournament, held in Lexington, with wins over Miami of Ohio and Notre Dame. UK then faced Temple in the next round and again won a close 61-60 decision.

The Wildcats defeated Seattle 84-72 in an anti-climactic national title, the fourth and final national championship for Adolph Rupp.

Championship Game

Senior Vernon Hatton scored 30 points and the Wildcats overcame a 25-point, 19-rebound performance by Elgin Baylor to capture their fourth NCAA championship.


Led by Hatton and Johnny Cox, who finished with 24 points, the Wildcats twice battled back from 11-point deficits to gain the victory.

Trailing for much of the game, UK grabbed its first lead with 6:08 left when Don Mills hit a hook shot to give the Wildcats a 61-60 lead. Moments later, Cox hit a jump shot to make it 63-60 and UK never trailed again.

John Crigler added 14 points and 14 rebounds for the victors. Mills and Adrian Smith finished with nine and seven points, respectively.

Aside from Baylor, Seattle received 17 points from Charley Brown and 16 from Jerry Frizzell.

1977-78 NATIONAL CHAMPIONS



Front Row: Coach Joe Hall, Jay Shidler, Dwane Casey, Kyle Macy, Jack Givens, Tim Stephens, Chris Gettelfinger, Truman Claytor, Assistant Coach Dick Parsons. **Second Row:** Assistant Trainer Walt McCombs, Manager Don Sullivan, LaVon Williams, Scott Courts, Mike Phillips, Rick Robey, Chuck Aleksinas, Fred Cowan, James Lee, Assistant Coach Leonard Hamilton, Assistant Coach Joe Dean Jr.



Kentucky 94, Duke 88

March 27, 1978 • St. Louis

Game Review

Kentucky							
PLAYER	MIN	FG	FT	REB	A	PF	TP
Givens	37	18-27	5-8	8	3	4	41
Robey	32	8-11	4-6	11	0	2	20
Phillips	11	1-4	2-2	2	1	5	4
Macy	38	3-3	3-4	0	8	1	9
Claytor	24	3-5	2-4	0	3	2	8
Lee	20	4-8	0-0	4	2	4	8
Shidler	16	1-5	0-1	1	3	3	2
Aleksinas	1	0-0	0-0	0	0	1	0
Williams	10	1-3	0-0	4	0	2	2
Cowan	8	0-2	0-0	2	0	1	0
Stephens	1	0-0	0-0	0	0	0	0
Courts	1	0-0	0-0	0	0	0	0
Gettelfinger	1	0-0	0-0	0	0	0	0
Casey	1	0-0	0-0	0	0	1	0
Totals	200	39-68	16-25	32	20	26	94

Duke							
PLAYER	MIN	FG	FT	REB	A	PF	TP
Banks	37	6-12	10-12	8	2	2	22
Dennard	30	5-7	0-0	8	2	5	12
Gminski	37	6-16	8-8	12	2	3	20
Harrell	24	2-2	0-0	0	1	3	4
Spanarkel	40	8-16	5-6	2	3	4	21
Suddath	9	1-3	2-3	2	0	1	2
Bender	17	1-2	5-5	1	4	3	7
Goetsch	6	0-1	0-0	1	0	1	0
Totals	200	29-59	30-34	35	14	22	88

Technical fouls — Duke bench
Halftime: UK 45, Duke 38

Season Recap

Regular-season losses to Alabama and LSU were the only blemishes on Kentucky's 1977-78 record, as UK and senior Jack Givens, who averaged 18.1 points per game, went 30-2 for its first NCAA title in 20 years. UK outscored its opponents by 459 points during the season and were aided by 14.4 points per game from 6-foot-10 center Rick Robey.

Originally hailed as an underachieving team, Kentucky overcame obstacles to win the SEC Championship and the first NCAA title under head coach Joe B. Hall. The Cats won their last eight regular-season games, including a 92-70 win over UNLV in the home finale, led by 26 points from Robey, and a 78-68 win over Vanderbilt in Nashville, Tenn.

Characteristically, the Cats had no trouble with their early-round competition in the NCAA Tournament, as Florida State, Miami (Ohio) and Michigan State fell along the way. UK met up with Arkansas in the national semifinal game, which they won 64-59 before defeating Duke, 94-88, in the championship final.

Championship Game

Senior Jack Givens put on one of the finest individual performances in NCAA Championship history in leading the Wildcats past the Blue Devils.

With many Kentucky fans among the crowd of 18,271 chanting "Goose, Goose," Givens scored 41 points, three short of the record for a championship game, to help the Wildcats to their fifth NCAA title and first in 20 years.

Givens' dominance was clearly evident in the first half as he scored 23 points, including UK's last 16 of the half, to turn a 29-28 UK lead into a 45-38 cushion. It was a deficit from which the Blue Devils would not recover.

Overall, Givens made 18-of-27 field goal attempts, 5-of-8 free throws and added eight rebounds and three assists.

1995-96

NATIONAL CHAMPIONS



Front Row: Assistant Coach Delray Brooks, Head Coach Rick Pitino, Allen Edwards, Derek Anderson, Jeff Sheppard, Tony Delk, Anthony Epps, Cameron Mills, Wayne Turner, Associate Coach Jim O'Brien, Assistant Coach Winston Bennett. **Back Row:** Equipment Manager Bill Keightley, Administrative Assistant George Barber, Jason Lathrem, Oliver Simmons, Nazr Mohammed, Mark Pope, Walter McCarty, Antoine Walker, Jared Prickett, Ron Mercer, Trainer Eddie Jamiel, Assistant Strength Coach Layne Kaufman, Strength Coach Shaun Brown.



Kentucky 76, Syracuse 67
 April 1, 1996 • East Rutherford, N.J.

Game Review

Kentucky												
Player	MIN	FG	3FG	FT	R	F	A	TO	B	S	TP	
Anderson	16	4-8	2-3	1-1	4	2	1	2	0	3	11	
Walker	32	4-12	0-1	3-6	9	2	4	0	0	4	11	
McCarty	19	2-6	0-0	0-0	7	3	3	1	0	0	4	
Delk	37	8-20	7-12	1-2	7	2	2	3	1	2	24	
Epps	35	0-6	0-3	0-0	4	1	7	1	0	0	0	
Pope	27	1-6	0-2	2-2	3	3	2	4	0	1	4	
Mercer	24	8-12	3-4	1-1	2	3	2	0	0	1	20	
Sheppard	7	1-2	0-1	0-1	2	3	0	3	0	0	2	
Edwards	3	0-1	0-1	0-0	0	0	1	1	0	0	0	
Team					2							
Totals		28-73	12-27	8-13	40	19	22	15	1	11	76	

Syracuse												
Player	MIN	FG	3FG	FT	R	F	A	TO	B	S	TP	
Burgan	39	7-10	3-5	2-5	8	5	1	5	0	1	19	
Wallace	38	11-19	2-3	5-5	10	5	1	6	1	0	29	
Hill	28	3-9	0-0	1-1	10	2	1	3	1	0	7	
Sims	39	2-5	1-4	1-2	2	2	7	7	0	1	6	
Cipolla	35	3-8	0-3	0-0	1	1	2	2	0	4	6	
Reafsnnyder	13	0-1	0-0	0-0	4	0	0	1	0	0	0	
Janulis	8	0-0	0-0	0-0	2	2	0	0	0	0	0	
Nelson	0	0-0	0-0	0-0	0	0	0	0	0	0	0	
Team					1							
Totals		26-52	6-15	9-13	38	17	12	24	2	6	67	
Halftime: UK 42, Syracuse 33												

Season Recap

Kentucky strung together 25 consecutive wins, including a 16-0 mark in Southeastern Conference play, midway through the 1995-96 season and rolled to its sixth national championship and the first under head coach Rick Pitino. The dynamic duo of Tony Delk (17.8 ppg) and Antoine Walker (15.2 ppg) led the Wildcats' team dubbed "The Untouchables" by Pitino.

A 10-point loss to UMass in the second game of the season would be the only smudge on the Wildcats' schedule as they entered SEC Tournament play. UK posted dominating wins over Florida (100-76) and Arkansas (95-75) in the first two rounds of the tournament, but an up-start Mississippi State team shot 60 percent from the three-point arc to hand UK a shocking 84-73 loss in the title game.

Kentucky still earned a No. 1 seed in the NCAA Tournament's Dallas Regional and stomped San Jose State and Virginia Tech to easily advance to the Sweet Sixteen. The competition proved no tougher in the next two rounds as the Wildcats outscored Utah and Wake Forest by a combined 62 points. A rematch with UMass awaited in the national semifinal, but Kentucky had no trou-

ble with John Calipari's Minutemen, surpassing them 81-74. The Wildcats, behind six first-half three-pointers by Delk, defeated Syracuse, 76-67, in the national title game.

Championship Game

Tony Delk tied a championship game record with seven three-pointers and the Wildcats withstood a late Orangemen rally to win UK's sixth national title before a capacity crowd of 19,229 in the Continental Airlines Arena at the Meadowlands.

Delk, the Final Four's Most Outstanding Player, canned seven of 12 three-pointers to lead the Cats with 24 points. But after Syracuse had cut the lead to two, 64-62, with 4:46 remaining, a Delk misfire was tipped in by Walter McCarty to extend UK's lead to four. After holding the Orangemen on the next possession, Derek Anderson drained a three to push the lead to seven. SU would get no closer than five in the final minutes.

Delk was joined on the Final Four All-Tournament team by freshman Ron Mercer, who was sensational off the bench, scoring a career-high 20 points on 8-of-12 shooting from the field, including 3-of-4 from three-point range.

1997-98 NATIONAL CHAMPIONS



Front Row: (L-R) Assistant Coach Mike Sutton, Head Coach Orlando "Tubby" Smith, Saul Smith, Cameron Mills, Jeff Sheppard, Wayne Turner, Steve Masiello, Assistant Coach George Felton, Assistant Coach Shawn Finney.
Standing: Special Assistant Leon Smith, Administrative Assistant Simeon Mars, Equipment Manager Bill Keightley, Ryan Hogan, Heshimu Evans, Scott Padgett, Nazr Mohammed, Jamaal Magloire, Michael Bradley, Myron Anthony, Allen Edwards, Trainer Eddie Jamiel, Strength Coach Tom Boyd.



Kentucky 78, Utah 69 March 30, 1998 • San Antonio

Game Review

Kentucky												
Player	MIN	FG	3FG	FT	R	F	A	TO	B	S	TP	
Edwards	24	2-7	0-3	0-0	1	0	5	0	0	1	4	
Padgett	33	6-11	1-5	4-4	5	4	1	0	0	0	17	
Mohammed	13	5-9	0-0	0-0	2	4	0	1	2	0	10	
Turner	27	2-5	0-1	2-4	2	0	4	5	0	3	6	
Sheppard	34	7-14	0-2	2-2	4	1	3	2	0	2	16	
Magloire	22	2-3	0-0	3-3	2	4	1	0	3	0	7	
Evans	23	3-4	2-2	2-2	6	1	0	3	1	1	10	
Mills	12	2-4	2-4	2-2	0	0	1	0	0	0	8	
Smith	7	0-0	0-0	0-0	0	0	0	0	0	0	0	
Bradley	5	0-0	0-0	0-0	1	1	0	0	0	0	0	
Team					1							
Totals		29-57	17-15	17-24	15	15	11	6	7	78		

Utah												
Player	MIN	FG	3FG	FT	R	F	A	TO	B	S	TP	
Mottola	28	4-10	1-3	6-6	8	4	0	3	0	0	15	
Jensen	35	5-6	1-1	3-3	2	2	2	1	0	0	14	
Doleac	34	5-12	1-1	4-6	10	2	1	1	2	3	15	
Miller	37	6-15	0-3	4-7	6	5	5	8	0	2	16	
Hansen	32	1-6	0-2	0-0	5	2	1	2	0	3	2	
Johnsen	16	3-4	1-2	0-0	4	0	0	3	0	0	7	
McTavish	3	0-0	0-0	0-0	0	1	2	0	0	0	0	
Jackson	10	0-1	0-1	0-0	0	2	1	0	0	0	0	
Caton	5	0-1	0-1	0-0	0	0	0	0	0	0	0	
Team					4							
Totals		24-55	14-17	22-39	18	12	18	2	8	69		

Halftime: Utah 41, UK 31

Season Recap

The team that became known as the "Comeback Cats," the 1997-98 Kentucky Wildcats captured their second NCAA title in three years after overcoming a 10-point halftime deficit against Utah in the national championship game. UK was 10-3 in games decided by 10 points or less and 7-1 in games decided by three points or less during the season.

Kentucky's players provided a balanced attack, as all five starters averaged more than nine points per game with senior guard Jeff Sheppard averaging 13.7 points per game and junior center Nazr Mohammed averaging 12.0 points per game. The Wildcats rolled to an 86-56 victory over South Carolina in the SEC Tournament final and then sprinted past South Carolina State, St. Louis and UCLA in the first three rounds of the NCAA Tournament.

Championship Game

Kentucky battled back from a 41-31 halftime deficit to Utah — the largest halftime margin ever overcome in an NCAA title game — to claim the school's seventh national championship before 40,509 fans in the Alamodome.

Utah was propelled to the early lead thanks to a 24-6 rebounding advantage in the first half. But Heshimu Evans sparked the "Comeback Cats" off the bench with seven straight points early in the second half. Later, Final Four Most Outstanding Player Jeff Sheppard canned a baseline jumper with 4:54 remaining to give UK a 65-64 lead. The exhausted Utes then missed 11 consecutive field goals as the Wildcats claimed their second NCAA Championship in three years.

Scott Padgett joined Sheppard on the All-Final Four team after scoring 17 points. UK out-rebounded the Utes 18-15 in the second half.

2011-12 NATIONAL CHAMPIONS



Front Row: Kenny Payne, Orlando Antigua, Brian Long, Sam Malone, Doron Lamb, Marquis Teague, Ryan Harrow, Jarrod Polson, John Calipari, John Robic **Second Row:** Jon Hood, Michael Kidd-Gilchrist, Terrence Jones, Kyle Wiltjer, Anthony Davis, Eloy Vargas, Darius Miller, Twany Beckham

Kentucky 67, Kansas 59

April 2, 2012 • New Orleans

Game Review

Kansas											
Player	MIN	FG	3FG	FT	R	F	A	TO	B	S	TP
Robinson	36	6-17	0-0	6-7	17	2	1	1	0	0	18
Withey	32	2-8	0-0	1-1	7	2	1	1	4	2	5
Taylor	36	8-17	1-1	2-3	4	1	3	5	0	1	19
Johnson	36	5-13	3-7	0-0	2	1	2	2	0	1	13
Releford	30	1-6	1-2	1-2	1	5	1	0	0	1	4
Teahan	17	0-1	0-1	0-0	0	1	1	0	0	1	0
Wesley	2	0-0	0-0	0-0	0	0	0	0	0	0	0
Young	11	0-0	0-0	0-2	3	4	0	0	1	0	0
Team					1						
Totals		22-62	5-11	10-15	35	16	9	9	5	6	59

Kentucky											
Player	MIN	FG	3FG	FT	R	F	A	TO	B	S	TP
Jones	29	4-7	0-1	1-2	7	4	0	2	2	1	9
Davis	36	1-10	0-0	4-6	16	2	5	3	6	3	6
Kidd-Gilchrist	35	4-7	0-1	3-4	6	2	1	1	1	0	11
Lamb	35	7-12	3-6	5-6	2	2	3	1	0	0	22
Teague	34	5-14	2-3	2-3	2	2	3	2	0	0	14
Miller	25	2-5	1-2	0-0	6	2	0	2	2	0	5
Vargas	3	0-0	0-0	0-0	0	1	0	0	0	0	0
Wiltjer	3	0-1	0-1	0-0	0	0	0	0	0	0	0
Team					4						
Totals		23-56	6-14	15-21	43	15	12	11	11	4	67

Halftime: UK 41, KU 27

Season Recap

On the heels of a school record 30-win regular season, including a 24-game winning streak and 16-0 mark in league play, Kentucky earned the overall No. 1 seed in the NCAA tournament. The Wildcats defeated in-state rival Louisville, 69-61, to earn a spot in the championship game en route to Kentucky's eighth national title and John Calipari's first.

The Wildcats scoring was as balanced as ever with five players averaging double-figures led by Anthony Davis' 14.2. Doron Lamb (13.7), Terrence Jones (12.3), Michael Kidd-Gilchrist (11.9) and Marquis Teague (10.0) rounded out UK's top five in scoring.

Davis finished with a 10.4 rebounding average and a national-best 4.7 blocks per game shattering the school, SEC and NCAA freshman records for blocks in a season.

Championship Game

Kentucky's top freshman, Anthony Davis, had a rough shooting night, but John Calipari coached this team to a wire-to-wire victory, to cap a season that cried for no less than a championship for their ol' Kentucky home.

Doron Lamb led the Wildcats with 22 points, including back-to-back 3-pointers that put them up by 16 with 10 minutes left.

The Jayhawks, kings of the comeback all season, fought to the finish and trimmed that deficit to five with 1:37 left. But Kentucky made five free throws down the stretch to seal the win.

Michael Kidd-Gilchrist, was another headliner, creating space for himself to score all 11 of his points in the first half.

Davis, meanwhile, might have had the most dominating six-point night in the history of college basketball, earning the nod as the most outstanding player. He finished with 16 rebounds, six blocks, five assists and three steals - and made his only field goal with 5:13 left in the game. It was a surefire illustration of how the 6-foot-10 freshman can exert his will on a game even on a rare night when the shot isn't falling.

HELMS NATIONAL TITLES



1933 Helms National Titlists

Front Row: Biggerstaff, Settle, Gates, Nugent, Tucker, Jackson, Lawrence. **Middle Row:** Coach Rupp, Boles, Kercheval, Davis, Johnson, Darby, Mann, Asst. Coach Miller. **Back Row:** Blair, Davis, Morris, Sale, DeMoisey, Yates, Kreuter, Maxson.

The Helms Athletic Foundation

Founded in Los Angeles in the mid-1930s by Bill Schroader and Paul Helms, the Helms Foundation researched records to rank the nation's top teams dating back to 1901. From 1939, when the NCAA Tournament started, the Helms and NCAA champions were the same, except for 1939-40-44-54. In addition to its NCAA Championship years of 1948, '49, '51, '58, '78, '96 and '98, Kentucky was named the Helms National Champion in 1933 (20-3) and 1954 (25-0).

Kentucky players Forest Sale (1933) and Leroy Edwards (1935) were named Helms National Players of the Year.

National Helms Player of the Year



1954 Helms National Titlists

Front Row: Coach Adolph Rupp, Linville Puckett, Jess Curry, Gayle Rose, Clay Evans, Willie Rouse, Dan Chandler, Pete Grigsby, Assistant Coach Harry Lancaster. **Back Row:** Student Manager Mike Dolan, Hugh Coy, Cliff Hagan, Lou Tsiropoulos, Jerry Bird, Phil Grawemeyer, Harold Hurst, Bill Bibb, Frank Ramsey, Bill Evans.

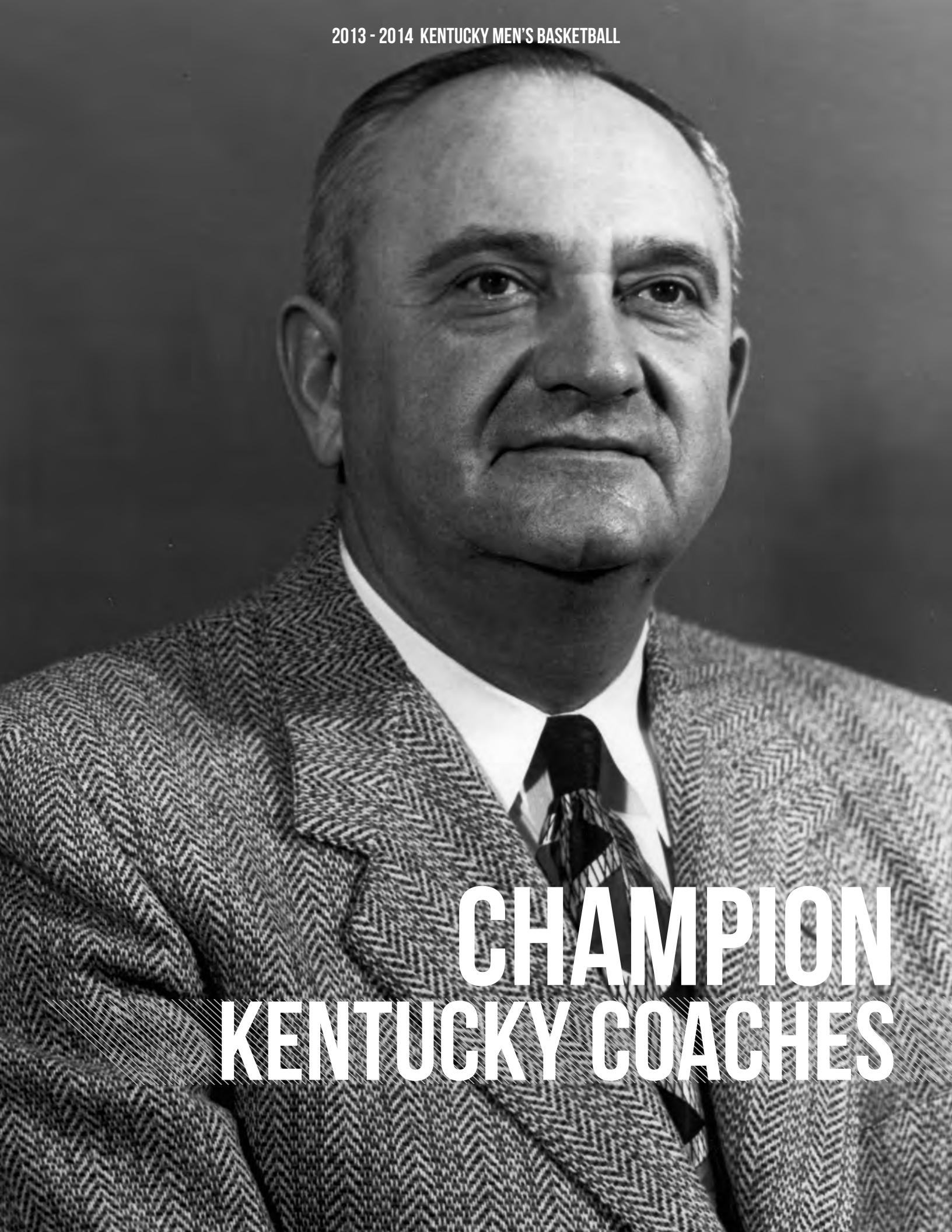


FOREST SALE
1933



LEROY EDWARDS
1935

2013 - 2014 KENTUCKY MEN'S BASKETBALL



CHAMPION KENTUCKY COACHES

2013 - 2014 KENTUCKY MEN'S BASKETBALL

John Calipari

UK Record: 123-26 (82.6%), 4 years • 2010-Pres.
Alma Mater (Year): Clarion (1982)
Hometown: Moon Township, Pa.
Born: Feb. 10, 1959

Kentucky head coach John Calipari reached the mountaintop in his third year in Lexington, guiding Kentucky to its eighth national championship and 15th Final Four. In doing so, he claimed his first national championship and his fourth appearance in the Final Four. He is one of only two coaches to lead three different schools to a Final Four (UMass-1996; Memphis-2008; Kentucky-2011, '12).

The Wildcats rode the trademark hard-nosed Calipari defense to the title, finishing the season with the nation's top-ranked team in field goal pct. defense and blocked shots.

Kentucky lost three members of its 2011 Final Four team (two to the draft, one to graduation), but Calipari reloaded with the nation's top-ranked recruiting class for the third straight season. Included in the class were eventual National Player of the Year

Anthony Davis, and All-American Michael Kidd-Gilchrist.

En route to the national championship, Calipari guided the Wildcats to an NCAA record tying 38 wins, a perfect 16-0 mark in the Southeastern Conference, earning the school's 45th SEC championship and extended his winning streak in Rupp Arena to 51-straight games.

Prior to guiding Kentucky to its eighth championship, Calipari quickly returned the greatest tradition in all of college basketball to its rightful spot.

After pulling in the top-ranked recruiting class in the country upon arrival, Cal led UK back to the No. 1 spot in the country for the first time since the 2003 season, guiding the Wildcats to both the SEC regular season and tournament titles and an appearance in the Elite Eight.

Five Wildcats made history at the NBA Draft that year, with all five going in the first round for the first time in NBA Draft history.

In his second season, Calipari's Cats once again claimed the SEC Tournament title and made a memorable run in the NCAA Tournament culminating in the school's 14th Final Four.

Coaching Summary

Years	Name	Tenure	Won	Lost	Pct.	Best Season
1903-09	W.W.H. Mustaine and Others	7	21	35	.375	
1910	E.R. Sweetland & R.E. Spahr	1	4	8	.333	
1911	H.J. Iddings	1	5	6	.454	5-6 in 1911
1912	E.R. Sweetland	1	9	0	1.000	9-0 in 1912
1913	J.J. Tigert	1	5	3	.625	5-3 in 1913
1914-15	Alpha Brumage	2	19	7	.731	12-2 in 1914
1916	James Park	1	8	6	.571	8-6 in 1916
1917	W.P. Tuttle	1	4	6	.400	4-6 in 1917
1918	S.A. Boles	1	9	•2-1	.792	9-2-1 in 1918
1919	Andrew Gill	1	6	8	.428	6-8 in 1919
1920-24	George Buchheit	5	44	27	.619	13-1 in 1921
1925	C.O. Applegran	1	13	8	.619	13-8 in 1925
1926	Ray Eklund	1	15	3	.833	15-3 in 1926
1927	Basil Hayden	1	3	13	.187	3-13 in 1927
1929-30	John Mauer	3	40	14	.740	16-3 in 1930
1931-72	Adolph Rupp	+42	876	190	.822	25-0 in 1954
1973-85	Joe B. Hall	13	297	100	.748	30-2 in 1978
1986-89	Eddie Sutton	4	# 88	39	.693	32-4 in 1986
1990-97	Rick Pitino	8	219	50	.814	34-2 in 1996
1998-07	Orlando "Tubby" Smith	10	263	83	.760	35-4 in 1998
2008-09	Billy Gillispie	2	40	27	.597	22-14 in 2009
2010-present	John Calipari	4	123	26	.826	38-2 in 2012

22 Coaches In 111 Seasons

Games Won—2,111, Lost—661, Tied—1

• Unique tie game resulted from scorer's error discovered after game.

+ No schedule played in 1953 — Rupp's record for 41 seasons. Five wins in 1966 International Universities Tournament in Israel not included in team totals.

« Basketball at UK reportedly started when W.W.H. Mustaine called together some students, took up a collection totaling \$3 for a ball and told them to start playing. There was no official coach from 1903 until 1910. Managers ran the team.

Three games from 1988 NCAA Tournament vacated by decree of NCAA.

National Coach of the Year

Adolph Rupp - 1959 (UPI)	Adolph Rupp - 1970 (TSN)	Eddie Sutton - 1986 (AP, NABC)	Rick Pitino - 1991 (Sporting News)	Tubby Smith - 2003 (AP, NABC, USBWA, Naismith, Sporting News, CBS/Chevrolet, Basketball Times)	Tubby Smith - 2005 (Jim Phelan Award)
Adolph Rupp - 1966 (UPI, USBWA, TSN)	Joe B. Hall - 1978 (Kellogg's)	Rick Pitino - 1990 (Basketball Times)	Tubby Smith - 1998 (Basketball Weekly)		John Calipari - 2010 (Adolph Rupp Cup)

Southeastern Conference Coach of the Year

Adolph Rupp	AP 1964	UPI 1968	Coaches 1964	Joe B. Hall	AP 1975	UPI	Coaches 1973	Tubby Smith	AP 1998	UPI	Coaches 2003
	1966	1969	1966				1975		2003		2005
	1968	1970	1968				1978		2005		
	1970	1971	1969				1983	Billy Gillispie			2008
	1971		1970	Eddie Sutton	1986	1986		John Calipari	2010		2012
			1971	Rick Pitino	1991	1990	1996		2012		
			1972		1996						

Winged Foot Award

(Given annually since 1996 by the New York

Athletic Club to the coach of the

NCAA Champions)

Rick Pitino - 1996

Tubby Smith - 1998

John Calipari - 2012

RETIRED JERSEYS

As the videotape rolls through the 111-year history of the Kentucky basketball program, the highlights are countless.

Eight national championships... numerous Southeastern Conference titles... last-second shots... the trophies... the net cutting... victory upon victory. The pictures and images continue to roll.

Year after year, the Wildcats have defended national championships and produced a host of All-Americans. The UK program also has stocked the NBA with top young talent.

But the ultimate honor for a Wildcat player or coach is to have his jersey retired. Through the years, 42 former players, coaches and contributors have received this recognition.

According to former UK sports information

director Russell Rice, the first jersey retired was Layton "Mickey" Rouse, an All-SEC guard who captained the 1940 UK squad. At the annual banquet following the season, Coach Adolph Rupp surprised Rouse when he presented him his entire uniform.

Following the 1949 season, Rupp honored the four seniors from the back-to-back national championship teams — Cliff Barker, Ralph Beard, Alex Groza and Wallace "Wah, Wah" Jones, along with 1948 team captain Kenny Rollins — by retiring their jerseys and stating that their numbers would never be worn again by a Kentucky player. It was then that they were tagged "the Fabulous Five" after Rupp made mention there would never be another team that "fabulous."

However, with the streamlining of jersey numbers by the NCAA, the jerseys are retired but the numbers remain active.

Two contributors have been selected for the basketball program's highest honor, including the late Cawood Ledford, the radio "Voice of the Wildcats" for 39 years. In 1997, Bill Keightley, the lovable and dedicated equipment manager known as "Mr. Wildcat," also was selected. And the great coaches have been honored as well — Rupp, Hall and Pitino.

Each selection has been presented with a framed jersey and a banner proudly hung from the Rupp Arena rafters.

And as the film clip continues, there's sure to be a sequel in the works.

In recognition of outstanding contributions to the University of Kentucky basketball program, the UK Athletics Department has retired jerseys honoring the following:



Basil Hayden
1920-21-22



56 - Burgess Carey
1925-26



Carey Spicer
1929-30-31



Adolph Rupp
Head Coach -
1931-72



Forest "Aggie" Sale
1931-32-33



7 - John "Frenchy" DeMoisey
1932-33-34



4 - Layton "Mickey" Rouse
1938-39-40



***26 - Kenny Rollins**
1943-47-48



***15 - Alex Groza**
1945-47-48-49



***12 - Ralph Beard**
1946-47-48-49



***27 - Wallace Jones**
1946-47-48-49



***22 - Cliff Barker**
1947-48-49



77 - Bill Spivey
1950-51



***30 - Frank Ramsey**
1951-52-54



***6 - Cliff Hagan**
1951-52-54



***16 - Lou Tsioropoulos**
1951-52-54



***42 - Billy Evans**
1952-54-55



***20 - Gayle Rose**
1952-54-55



Cawood Ledford
"Voice of the Wildcats"
1953-92



***22 - Jerry Bird**
1954-55-56



***44 - Phil Grawemeyer**
1954-55-56



50 - Bob Burrow
1955-56



52 - Vernon Hutton
1956-57-58



24 - Johnny Cox
1957-58-59



Bill Keightley
"Mr. Wildcat"
Equipment Manager
1962-2008



44 - Cotton Nash
1962-63-64



10 - Louie Dampier
1965-66-67



42 - Pat Riley
1965-66-67



44 - Dan Issel
1968-69-70
UK's All-Time
Leading Scorer



Coach Joe B. Hall
Head Coach -
1973-85



35 - Kevin Grevey
1973-74-75



21 - Jack Givens
1975-76-77-78



53 - Rick Robey
1975-76-77-78



4 - Kyle Macy
1978-79-80



31 - Sam Bowie
1980-81, 84



34 - Kenny Walker
1983-84-85-86



32 - Richie Farmer
1989-90-91-92



12 - Deron Feldhaus
1989-90-91-92



34 - John Pelphey
1989-90-91-92



11 - Sean Woods
1990-91-92



24 - Jamal Mashburn
1991-92-93



Rick Pitino
Head Coach -
1990-97

★ Member of "The Fabulous Five," 1948 National Champions & Olympic Gold Medalists
* Member of 1954 Undefeated National Champions

2013 - 2014 KENTUCKY MEN'S BASKETBALL

ALL-TIME LETTERMEN



2013 - 2014 KENTUCKY MEN'S BASKETBALL

A

Allan Abramson (Mgr.) (1944)
 John Adams (1963, 64, 65)
 Don Adkins (1963, 64, 65)
 Earl Adkins (1955, 57, 58)
 Paul Adkins (1921, 22)
 Marvin Akers (1941, 42, 43)
 Charles Alberts (1925, 26)
 Charles Aleksinas (1978)
 Ernal Allen (1940, 41, 42)
 Shagari Alleyne (2004, 05, 06)
 Ed Allin (1945)
 Desmond Allison (1999, 00)
 Sean Alteri (Mgr.) (1997)
 Carl Althaus (1943)
 H.M. Amoss (1904)
 Derek Anderson (1996, 97)
 Dwight Anderson (1979)
 Milerd Anderson (1934, 35, 36)
 Jim Andrews (1971, 72, 73)
 Paul Andrews (1984, 85, 86, 87)
 Lee Andrus (1903, 04)
 Myron Anthony (1998)
 Phil Argento (1967, 68, 69)
 R.H. Arnett (1904)
 Jay Atkerson (Mgr.) (1957, 58, 59)
 Randy Azbill (Mgr.) (1984, 85)
 Kelenna Azubuike (2003, 04, 05)

B

H.A. Babb (Mgr.) (1911)
 Adrian Back (1942)
 Stanley Baer (1905, 06, 07)
 Scotty Baesler (1962, 63)
 Mike Ballenger (1982)
 R.C. Barbee (1906, 07, 09)
 Antwain Barbour (2003, 04)
 Cliff Barker (1947, 48, 49)
 Bill Barlow (1943)
 B. Barnett (1911, 12, 13)
 Dale Barnstable (1947, 48, 49, 50)
 Bobby Barton (Mgr.) (1967)
 Will Barton (Mgr.) (2010, 11, 12)
 Arthur Bash (1918)
 Arthur Bastin (1918)
 Dickey Beal (1981, 82, 83, 84)
 Ralph Beard (1946, 47, 48, 49)
 Bret Bearup (1981, 83, 84, 85)
 Todd Bearup (1991)
 Ed Beck (1956, 57, 58)
 Twany Beckham (2012, 13)
 Cecil Bell (1931)
 Winston Bennett (1984, 85, 86, 88)
 Cliff Berger (1966, 67, 68)
 Henry Besuden (1926)
 Bill Bibb (1954)
 Arthur Bicknell (1940)
 Doug Billips (Mgr.) (1969, 70)
 Jerry Bird (1954, 55, 56)

James Blackmon (1984, 85, 86, 87)
 Crittenden Blair (1934)
 Eric Bledsoe (2010)
 J.P. Blevins (1999, 2000, 01, 02)
 Harry Bliss (1935)
 Keith Bogans (2000, 01, 02, 03)
 J. David Bolen (Mgr.) (1996, 97, 98)
 Ralph Boren (1924)
 Brad Bounds (1966, 67)
 Sam Bowie (1980, 81, 84)
 Junior Braddy (1990, 91, 92, 93)
 Michael Bradley (1998, 99)
 Ramel Bradley (2005, 06, 07, 08)
 Bob Brannum (1944, 47)
 Jeff Brassow (1990, 91, 93, 94)
 D.P. Branson (1905, 06)
 Wayne Breeden (Mgr.) (1983)
 John Brewer (1955, 56, 57)
 Leo Brewer (1908)
 Melvin Brewer (1941, 42, 43)
 G.C. Bridges (1910)
 Chris Briggs (Mgr.) (2002, 03, 04)
 Jake Bronston (1930, 31)
 Dale Brown (1992, 93)
 Steve Bruce (1987)
 T.R. Bryant (1905, 06, 07)
 Nathaniel Buis (1944)
 Carey Burchett (Mgr.) (1934)
 Carroll Burchett (1960, 61, 62)
 L.S. Burhham (1919, 20, 22, 23)
 Bob Burrow (1955, 56)
 Bill Busey (1968)
 Kirk Byars (Mgr.) (1963)
 Leroy Byrd (1984, 85, 86)

C

Craig Callihan (Mgr.) (2008, 09, 10)
 Gerry Calvert (1955, 56, 57)
 Jules Camara (1999, 2000, 02, 03)
 George Campbell (Mgr.) (1935)
 Kenton Campbell (1945, 46)
 Patrick Campbell (1917, 18)
 Will Campbell (Mgr.) (2007, 08, 09, 10)
 Burgess Carey (1925, 26)
 Ralph Carlisle (1935, 36, 37)
 Armiel Carman (Mgr.) (1916)
 Josh Carrier (2002, 03, 04, 05)
 Rashaad Carruth (2002)
 Jared Carter (2006, 07, 08, 09)
 Dwane Casey (1976, 77, 78, 79)
 Mike Casey (1968, 69, 71)
 Billy Ray Cassady (1956, 57, 58)
Willie Cauley-Stein (2013)
 J.S. Chambers (Mgr.) (1909)
 Rex Chapman (1987, 88)
 Truman Claytor (1976, 77, 78, 79)
 Steve Clevenger (1966, 67, 68)
 Marion Cluggish (1938, 39, 40)

Bennie Coffman (1959, 60)
 Sid Cohen (1959, 60)
 L. Collinsworth (1956, 57, 58)
 Carl Combs (1940)
 Cecil Combs (1928, 29, 30)
 Charles Combs (1938)
 Larry Conley (1964, 65, 66)
 Jimmy Dan Conner (1973, 74, 75)
 Joe Coons (1905)
 Anthony Cooper (1990)
 Bernard Coté (2003, 04)
 Mark Coury (2007, 08)
 DeMarcus Cousins (2010)
 Fred Cowan (1978, 79, 80, 81)
 Jeremiah Cox (Mgr.) (2004, 05, 06)
 Johnny Cox (1957, 58, 59)
 Hugh Coy (1954)
 Joe Crawford (2005, 06, 07, 08)
 John Crigler (1956, 57, 58)
 George Critz (1964)
 Larry Crosby (Mgr.) (1965)
 John S. Crosthwaite (1910)
 Albert Cummins (1947)
 Fred Curtis (1937, 38, 39)

D

Louie Dampier (1965, 66, 67)
 Erik Daniels (2001, 02, 03, 04)
 Darrell Darby (1931, 32, 33)
 Howard Dardeen (1959)
 Ed Davender (1985, 86, 87, 88)
 Anthony Davis (2012)
 A.J. Davis (Mgr.) (2006)
 Berkley Davis (1934)
 Bruce Davis (1936)
 Johnathon Davis (1989, 90, 91)
 Mulford Davis (1943, 46, 47)
 Robert Davis (1937)
 William Davis (1933, 34)
 David Deaton (Mgr.) (1989)
 Ted Deeken (1962, 63, 64)
 Claire Dees (1927, 28, 29)
 Tony Delk (1993, 94, 95, 96)
 John "Frenchy" DeMoisey (1932, 33, 34)
 Truitt DeMoisey (1944)
 Harry Denham (1939)
 Rodney Dent (1993, 94)
 Jim Dinwiddie (1969, 70, 71)
 J.A. Dishman (1918, 19)
 Darnell Dodson (2010)
 A.L. Dolan (1906)
 Mike Dolan (Mgr.) (1952, 54)
 Warfield Donohue (1935, 36, 37)
 H.H. Downing (1908)
 Pat Doyle (1963)
 Rick Drewitz (1972, 73, 74)
 Hunter Durham (Mgr.) (1961, 62)
 James Durham (1945)

E

Ray Edelman (1972, 73, 74)
 Allen Edwards (1995, 96, 97, 98)
 Leroy Edwards (1935)
 Russell Ellington (1935, 36)
 LeRon Ellis (1988, 89)
 Randy Embry (1963, 64, 65)
 Kenneth England (1941, 42)
 Anthony Epps (1994, 95, 96, 97)
 Marquis Estill (2001, 02, 03)
 Bill Evans (1952, 54, 55)
 Heshimu Evans (1998, 99)
 Mark Evans (Mgr.) (2010, 11, 12)
 William Evans (Mgr.) (1942)
 J.C. Everett (1919, 20)

F

H.L. Farmer (1912, 13)
 Richie Farmer (1989, 90, 91, 92)
 Keith Farnsely (1939, 40, 41)
 John Farris (Mgr.) (1992, 94, 95)
 J.B. Faulconer (Mgr.) (1939)
 Allen Feldhaus (1960, 61, 62)
 Deron Feldhaus (1989, 90, 91, 92)
 John Ferguson (Mgr.) (1971)
 Fred Fest (1923)
 Gerald Fitch (2001, 02, 03, 04)
 Garrett Fitzpatrick (Mgr.) (1941)
 George Fletcher (Mgr.) (1980, 81)
 Chigger Flynn (Mgr.) (1956)
 Mike Flynn (1973, 74, 75)
 Bob Fowler (1976)
 Travis Ford (1992, 93, 94)
 W.C. Fox (1907, 08, 09)
 Jeremy French (Mgr.) (2007, 08, 09)

G

J.H. Gaiser (1910, 11, 12)
 Kevin Galloway (2009)
 Gary Gamble (1966, 67, 68)
 Kenneth Gayheart (Mgr.) (1990, 91, 92, 94)
 Robert Gayheart (Mgr.) (1989)
 D.J. Geddes (Mgr.) (2001, 02, 03, 04, 05)
 Chris Gettefingier (1980, 81)
 Elmer Gilb (1929)
 Jeff Ginnan (1989)
 Jack Givens (1975, 76, 77, 78)
 Max Glickman (1918)
 James Goforth (1935, 36, 37)
 Zach Goines (Mgr.) (1996, 97, 98, 99)
 James Goodman (1938, 39)
 Steve Goodson (Mgr.) (2002, 03, 04, 05)
 Archie Goodwin (2013)
 Phil Grawemeyer (1954, 55, 56)
 Sean Gray (Mgr.) (1994, 95, 96, 97)
 Kevin Grevey (1973, 74, 75)
 William Griffeth (Mgr.) (1929)

REX CHAPMAN



ANTHONY EPPS



2013 - 2014 KENTUCKY MEN'S BASKETBALL



JAMAL MASHBURN



DAN ISSEL

Alex Groza (1945, 47, 48, 49)
George Gumbert (1914, 15, 16)
Bob Guyette (1973, 74, 75)
J. White Guyn (1904)

H

Cliff Hagan (1951, 52, 54)
Joseph Hagan (1936, 37, 38)
Jerry Hale (1973, 74, 75)
Dan Hall (1975)
Mark Halsell (2009)
Bill Hamm (1943)
Reggie Hanson (1988, 89, 90, 91)
Roger Harden (1983, 84, 85, 86)
Philip Haring (Mgr.) (1936, 38)
Sam Harper (1963, 64)
Tom Harper (1964)
Carson Harreld (Mgr.) (1965, 66)
Josh Harrellson (2009, 10, 11)
Ramon Harris (2007, 08, 09, 10)
Chris Harrison (92, 93, 94, 95)
W.C. Harrison (1911, 12)
Ryan Harrow (2013)
D.W. Hart (1911, 12, 16)
Merion Haskins (1975, 76, 77)
Robert Hatchett (Mgr.) (2012)
Vernon Hatton (1956, 57, 58)
Cliff Hawkins (2001, 02, 03, 04)
Basil Hayden (1920, 21, 22)
Chuck Hayes (2002, 03, 04, 05)
Elmo Head (1937, 38, 39)
Matt Heissenbuttel (2001, 02, 03, 04)
Tom Heitz (1980, 82, 83, 84)
G. Foster Helm (1925, 27)
J.H. Herman (1906)
Will Herschelmann (Mgr.) (2006, 07, 08, 09)
Walter Hirsch (1949, 50, 51)
Walter Hodge (1937)
Ryan Hogan (1998, 99)
Joe Holland (1946, 47, 48)
Joey Holland (1976)
Kent Hollenbeck (1970, 71, 72)
Jon Hood (2010, 11, 13)
Derrick Hord (1980, 81, 82, 83)
Aaron Howard (Mgr.) (1998, 99, 2000, 01, 02)
Mike Howard (Mgr.) (1996, 97, 98)
Dick Howe (1957, 58)
Lee Huber (1939, 40, 41)
C.T. Hughes (1924, 25)
Lowell Hughes (1958, 59)
Harry Hurd (1962)
Charles Hurt (1980, 81, 82, 83)

I

R.Y. Ireland (1916, 17)
Charles Ishmael (1963, 64)
Dan Issel (1968, 69, 70)

J

Ralph Jackowski (1938)
Thad Jaracz (1966, 67, 68)
Derrick Jasper (2007, 08)
Irvine Jeffries (1928)
Cedric Jenkins (1985, 86, 87, 88)
Paul Jenkins (1926, 27, 28)
Ned Jennings (1959, 60, 61)
Herbert Jerome (1934)
Danny Jett (Mgr.) (2003)
Ellis Johnson (1931, 32, 33)
Larry Johnson (1974, 75, 76, 77)
Phil Johnson (1956, 58, 59)
Walter Johnson (1944)
Chris Jones (1989)
Terrence Jones (2011, 12)
Wallace Jones (1946, 47, 48, 49)
James Jordan (1947, 48)
David Judy (Mgr.) (2000, 01 02)

K

Pat Kelly (1905)
William P. Kemper (Mgr.) (1905)
Ron Kennett (1964)
Stan Key (1970, 71, 72)
Michael Kidd-Gilchrist (2012)
Jeff Kidder (Mgr.) (1989)
James King (1940, 41, 42)
William King (1921, 22, 24)
A.M. Kirby (1907)
William Kleiser (1932)
Edwin Knadler (1927)
Brandon Knight (2011)
Mark Krebs (2008, 09, 10)
Howard Kreuter (1932, 33)
Tommy Kron (1964, 65, 66)

L

Art Laib (1968)
Doron Lamb (2011, 12)
Ed Lander (1942, 43)
Bo Lanter (1980, 81, 82)
Tod Lanter (2013)
Jason Lathrem (1996)
Bob Lavin (1920, 21, 22)
Dave Lawrence (1933, 34, 35)
Roger Layne (1951)
James Lee (1975, 76, 77, 78)
Ken Lehkamp (Mgr.) (1956, 57)
Jim LeMaster (1966, 67, 68)
Preston LeMaster (2003, 04, 05, 06)
Larry Lentz (1966)
Morris Levin (Mgr.) (1931)

Garland Lewis (1934, 35, 36)
Billy Ray Lickert (1959, 60, 61)
DeAndre Liggins (2009, 10, 11)
James Line (1947, 48, 49, 50)
Shelby Linville (1950, 51, 52)
Zach Lipson (Mgr.) (2011, 12)
Ercel Little (1932)
Steve Lochmueller (1973, 74)
Robert Lock (1985, 86, 87, 88)
Brian Long (2012, 13)
Dutch Longworth (1917)
Ronnie Lyons (1972, 73, 74)

M

Kyle Macy (1978, 79, 80)
Richard Madison (1985, 86, 87, 88)
Jamaal Magloire (1997, 98, 99, 00)
Sam Malone (2012, 13)
Eric Manuel (1988)
Dustin Marr (Mgr.) (2006, 07, 08)
B.G. Marsh (1918)
Will Martin (Mgr.) (2009, 10, 11, 12)
Gimel Martinez (1991, 92, 93, 94)
F.L. Marx (1910, 11)
Jamal Mashburn (1991, 92, 93)
Steve Masiello (1997, 98, 99, 2000)
Luke Mason (Mgr.) (2007, 08)
Jim Master (1981, 82, 83, 84)
James Mathewson (1942)
Charles Maxson (Mgr.) (1933)
Jack May (Mgr.) (1935, 36)
Julius Mays (2013)
John McAdam (Mgr.) (1970)
Paul McBrayer (1928, 29, 30)
Walter McCarty (1994, 95, 96)
Bob McCowan (1969, 72)
Jim McDonald (1960, 61, 62)
James McFarland (1924, 25, 26)
Skip McGaw (1990)
Lawrence McGinnis (1928, 29, 30)
Louis McGinnis (1929, 30, 31)
Dan McHale (Mgr.) (1998, 99, 2000, 01)
James McIntosh (1937)
Troy McKinley (1982, 83, 84, 85)
J. McKinney (Mgr.) (1936, 37)
C.F. Meadors (1912)
Jodie Meeks (2007, 08, 09)
Ron Mercer (1996, 97)
Hub Metry (Mgr.) (1964, 65)
Brett Miller (Mgr.) (2010, 11, 12)
Darius Miller (2009, 10, 11, 12)
Derrick Miller (1987, 88, 89, 90)
Cameron Mills (1995, 96, 97, 98)
Chris Mills (1989)
Don Mills (1958, 59, 60)
Ray Mills (1955, 56, 57)
Terry Mills (1969, 70, 71)
Stanley Milward (1928, 29, 30)

Will Milward (1924, 25)
Dirk Minniefield (1980, 81, 82, 83)
Terry Mobley (1963, 64, 65)
Nazr Mohammed (1996, 97, 98)
Gayle Mohny (1926)
Bob Moore (Mgr.) (1950, 51, 52)
Caleb Moore (Mgr.) (2000, 01, 02, 03)
Eric Moore (Mgr.) (1989)
Ralph Morgan (1913, 14, 15)
Jonathan Morris (Mgr.) (2005)
Randolph Morris (2005, 06, 07)
Jeff Morrow (Mgr.) (1989, 90, 91, 92)
Tom Moseley (1944)
Ravi Moss (2003, 04, 05, 06)
Kevin Murphy (Mgr.) (1998, 99, 2000)
Zach Murphy (Mgr.) (2005, 06, 07, 08)

N

Cotton Nash (1962, 63, 64)
Alonzo Nelson (1945)
Roger Newman (1961)
C.M. Newton (1951)
Tommy Nichols (1936)
Brad Noe (Mgr.) (2006)
Nerlens Noel (2013)
Paul Noel (1943)
Randy Noll (1970)

O

Lukasz Obrzut (2004, 05, 06, 07)
Dan Omlor (Mgr.) (1964)
Bernard Opper (1937, 38, 39)
Andrew Ortelii (Mgr.) (2012)
Daniel Orton (2010)
Hays Owens (1928, 29, 30)

P

Scott Padgett (1995, 97, 98, 99)
Harold Park (Mgr.) (1945)
James Park (1914)
Clyde Parker (1943)
Ed Parker (Mgr.) (1919)
J. Ed Parker (1945, 46, 47)
Jason Parker (2001)
Tom Parker (1970, 71, 72)
Jack Parkinson (1944, 45, 46, 48)
Michael Parks (1990)
Dick Parsons (1959, 60, 61)
Patrick Patterson (2008, 09, 10)
Tom Payne (1971)
Bart Peak (1917)
Leonard Pearson (1950)
John Pelphrey (1989, 90, 91, 92)
Doug Pendygraft (1962)

2013 - 2014 KENTUCKY MEN'S BASKETBALL

E.S. Penick (1943)
 Bobby Perry (2004, 05, 06, 07)
 Dwight Perry (2007, 08, 09)
 Dan Perry (1972)
 George Perry (Mgr.)(1954)
 Mike Phillips (1975, 76, 77, 78)
 Frank Phipps (1927)
 Wayne Plummer (1909)
Jarrold Polson (2011, 12, 13)
 Randy Pool (1968, 69)
 Stacey Poole (2011)
 Mark Pope (1995, 96)
 Michael Porter (2007, 08, 09)
 Tommy Porter (1966, 67, 68)
 Shelby Post (1908, 09)
 Sam Potter (1934)
 William Poyntz (1921, 23)
Alex Poythress (2013)
 Mike Pratt (1968, 69, 70)
 R.C. Preston (1911, 12, 13, 14)
 Dwight Price (1951)
 Jared Prickett (1993, 94, 95, 97)
 Tayshaun Prince
 (1999, 2000, 01, 02)
 Linville Puckett (1954)
 Larry Pursiful (1960, 61, 62)

Willie Rouse (1954)
 Herky Rupp (1961)
 Tony Russell (Mgr.)
 (1994, 95, 96, 97)

S

Forest Sale (1931, 32, 33)
 Chad Sanders (Mgr.)
 (2007, 08, 09, 10)
 Matt Scherbenske (2008)
 Charles Schrader (1914, 17)
 Wilber Schu (1944, 45, 46)
 Herschel Scott (1913, 14, 15)
 Mike Scott (1987, 88, 89)
 Jason Seamonds (Mgr.) (1998, 99)
 Cory Sears (2001, 02)
 Jim Server (1915, 16)
 Evan Settle (1933, 34)
 A.P. Shanklin (1918)
 Shelby Shanklin (1908)
 James Sharpe (1927)
 Jeff Sheppard (1994, 95, 96, 98)
 Jay Shidler (1977, 78, 79, 80)
 Terry Shigg (1987)
 Oliver Simmons (1996)

John Strogh (1945, 48)
 Guy Strong (1950)
 William Sturgill (1945, 46)
 Don Sullivan (Mgr.) (1978, 79)
 Anthony Summers (Mgr.)
 (1998, 99, 2000)
 Bill Surface (Mgr.) (1955)
 Sean Sutton (1988, 89)
 Todd Svoboda (1993)

T

Todd Tackett (1999, 2000)
 Bob Tallent (1966)
 Spencer Tatum (Mgr.)
 (1989, 90, 91, 92)
 Vincent Tatum (Mgr.) (1991, 92)
 Bob Taylor (1935)
 Marquis Teague (2012)
 Alan Theobald (Mgr.) (1968)
 H.C. Thomas (1918, 19)
 Henry Thomas (1991, 92)
 Irving Thomas (1986, 87)
 Roger Thomas (Mgr.) (1982, 83)
 Sheray Thomas (2004, 05, 06, 07)
 Homer Thompson (1937, 38, 39)

John Wall (2010)
 Reggie Warford (1976)
 L.B. Waters (1905)
 Robert Watson (1950, 51, 52)
 A.J. Weisenberger (1911, 13)
 Wylie B. Wendt (1906)
 Leo Wenkley (Mgr.) (1930)
 Clint Wheeler (1971)
 Lucian Whitaker (1950, 51, 52)
 Waller White (1940, 41, 42)
 Don Whitehead (1944)
 James Wilhelm (1921)
 W.G. Wilkinson (1923)
 Adam Williams (2006)
 LaVon Williams (77, 78, 79, 80)
 Morakinyo Williams (2008)
 Maury Wilson (1906, 07, 08)
 W.C. Wilson (1913)
 Kyle Wiltjer (2012, 13)
 Phil Whitt (Trn.) (1977)
 Sean Woods (1990, 91, 92)
 Charles Worthington (1931, 32)
 H.J. Wurtele (1904)



R

Frank Ramsey (1951, 52, 54)
 Lloyd Ramsey (1941, 42)
 Tripp Ramsey (Mgr.) (1976, 77)
 Robert Reynolds (1932)
 Rodrick Rhodes (1993, 94, 95)
 A.T. Rice (1923, 24)
 S.H. Ridgeway (1920, 21)
 Andre Riddick (1992, 93, 94, 95)
 Carl Riefkin (1923, 24)
 Pat Riley (1965, 66, 67)
 R.N. Roark (1904)
 Roy Roberts (1962, 63)
 Rick Robey (1975, 76, 77, 78)
 Al Robinson (1959)
 William "Doc" Rodes (1917)
 William Rodes (1909, 10)
 Andrew Rogers (Mgr.) (2010)
 Karl Rohs (1925)
 Don Rolfes (1963)
 Kenneth Rollins (1943, 47, 48)
 Rajon Rondo (2005, 06)
 Van Buren Ropke (1927)
 Gayle Rose (1952, 54, 55)
 Harold Ross (1956, 57, 58)
 Ben Roth (Mgr.) (1915)
 Layton Rouse (1938, 39, 40)

Glenn Sims (Mgr.) (1973)
 Rekalin Sims (2006)
 George Skinner (1933)
 Landon Slone (2009)
 Bobby Slusher (1959)
 Adrian Smith (1957, 58)
 Bill Smith (1956, 57, 58)
 Doug Smith (Mgr.) (2006)
 G.J. Smith (1973, 74, 75)
 G.K. Smith (1921, 23)
 Saul Smith (1998, 99, 00, 01)
 Mark Soderberg (1970)
 Patrick Sparks (2005, 06)
 Carey Spicer (1929, 30, 31)
 Bill Spivey (1950, 51)
 Vincent Splane (1942)
 Carl Staker (1940, 41, 42)
 Larry Stamper (1971, 72, 73)
 Larry Steele (1969, 70, 71)
 Tim Stephens (1977, 78)
 Perry Stevenson (2007, 08, 09, 10)
 A.J. Stewart (2008, 09)
 Gene Stewart (1967)
 Bobby Stilz (1967)
 C.P. St. John (1904)
 Brian Stocker (Mgr.) (1994, 95, 96, 97)
 Brandon Stockton (2003, 04, 05, 06)
 Marvin Stone (2000, 01)
 N. Stone (1908)

Tommy Thompson (Mgr.) (1960)
 Milton Ticco (1941, 42, 43)
 E.J. Tierney (1935)
 Clarence Tillman (1979)
 Aminu Timberlake (1992, 93)
 Jack Tingle (1944, 45, 46, 47)
 Carlos Toomer (1991, 92)
 Garland Townes (1950)
 Bill Trott (1931)
 Lou Tsiropoulos (1951, 52, 54)
 Jack Tucker (1933, 34, 35)
 Wayne Turner (1996, 97, 98, 99)
 Melvin Turpin (1981, 82, 83, 84)
 Paul Turrell (1935)
 William P. Tuttle (1912, 13, 14, 15)

U

Eiki Umezaki (Mgr.) (1989)
 Lovell Underwood (1924, 25, 26)

V

Eloy Vargas (2011, 12)
 Chuck Verderber (1979, 80, 81, 82)
 Frank Vogel (Mgr.) (1996)
 George Vulich (1944, 45)

W

Antoine Walker (1995, 96)
 J. Rice Walker (1936, 37, 38)
 Kenny Walker (1983, 84, 85, 86)

Y

George Yates (1930, 31, 33)
 Humzey Yessin (Mgr.)
 (1946, 47, 48, 49)
 Rudy Yessin (1944)

Z

George Zerfoss (1916, 18)
 Karl Zerfoss (1913, 15, 16)
 Tom Zerfoss (1914)
 Todd Ziegler (1985, 86)

ALL-AMERICANS

A total of 53 Wildcats have earned All-America honors. Of those players, 16 were named consensus first-team All-America 21 times, the most of any Division I program. The following is a chronological listing of all 53 UK basketball players who have been named to various All-America teams, beginning with forward Basil Hayden in 1921. The NCAA currently utilizes The Sporting News, The Associated Press, the NABC and the U.S. Basketball Writers Association.

Player	Year	Selection Board or Panel
Basil Hayden	1921	HF
Burgess Carey	1925	HF
Carey Spicer	1929	HF
	1931	HF
Paul McBrayer	1930	HF
Lewis McGuinness	1930	CH-3rd
Forest Sale	1932•	HF, Cv, CH-1st
	1933•	HF, Cv, CH-1st
Ellis Johnson	1933	HF
John DeMoisey	1934	HF
William Davis	1934	Cv-3rd
LeRoy Edwards	1935•	HF, Cv-2nd
Bernard Opper	1939••	Cv-1st
Lee Huber	1941	HF
Milt Tico	1943	Pic-3rd
Bob Brannum	1944•	HF, SN-1st, Cv-2nd, Pic-2nd
Wilber Schu	1945	DD-2nd
Jack Parkinson	1946••	HF, Cv-1st, Tru-3rd
Jack Tingle	1946	Cv-3rd
	1947	Tru-2nd, NABC-2nd
Ralph Beard	1947•	HF-1st, Cv-1st, Tru-1st, NABC-1st
	1948•	AP-1st, HF-1st, Cv-1st, Tru-1st, NABC-1st
	1949•	AP-1st, UPI-1st, Lk-2nd, Col-1st, Cv-2nd, HF-1st, SN-3rd, NABC-1st
Alex Groza	1947•	HF-2nd, Cv-2nd, Tru-1st, NABC-1st
	1948••	AP-2nd, HF-2nd, Cv-1st, Tru-2nd, NABC-2nd

Player	Year	Selection Board or Panel
	1949•	AP-1st, UPI-1st, Lk-1st, Cv-1st, HF-1st, SN-1st
Wah Wah Jones	1947	HF-2nd, Cv-2nd
	1948	Cv-3rd, Tru-3rd
	1949••	AP-2nd, UPI-1st, Cv-1st, SN-2nd
Jim Line	1950	UPI-3rd
Bill Spivey	1950	AP-3rd, UPI-3rd, HF, 3rd
	1951•	AP-1st, UPI-1st, Lk-1st, INS, Col-1st, Cv-1st, HF-1st, SN-1st
Frank Ramsey	1951	AP-3rd, UPI-3rd, Cv-3rd, SN-2nd
	1952	AP-2nd, UPI-2nd, Cv-1st, HF-2nd, Ath-1st
	1954••	AP-2nd, UPI-2nd, Lk-1st, INS-2nd, Cv-1st, HF-2nd, Tm-2nd, NABC-2nd
Cliff Hagan	1952•	AP-1st, UPI-1st, Col-1st, Cv-2nd, HF-1st, Ath-1st
	1954•	AP-1st, UPI-1st, Lk-2nd, INS-1st, NE-1st, Col-1st, Cv-2nd, HF-1st, Tm-2nd, NABC-1st
Robert Watson	1952	Ath-3rd
Bob Burrow	1955	AP-3rd, HF-2nd
	1956••	AP-3rd, UPI-3rd, Lk-1st, NE-2nd, Col-2nd, Cv-2nd, HF-2nd, NABC-1st
Johnny Cox	1957	UPI-3rd, HF-3rd
	1959•	AP-1st, UPI-2nd, Lk-1st, NE-2nd, Cv-1st, HF-1st, SN-2nd, NABC-1st
Vernon Hatton	1958	Cv-1st, HF-1st
Billy Ray Lickert	1961	HF-2nd
Cotton Nash	1962••	AP-2nd, UPI-2nd, NABC-3rd, Lk-

Player	Year	Selection Board or Panel
		1st, Cv-2nd, HF-1st, SN-2nd, CA-1st
	1963••	AP-2nd, NABC-2nd, BW-1st, UPI-2nd, Lk-2nd, Cv-2nd, HF
	1964•	AP-1st, NABC-1st, BW-1st, UPI-1st, SN-2nd, Cv-1st, HF
Louie Dampier	1966••	AP-1st, NABC-2nd, UPI-2nd, Cv-1st, HF
	1967••	AP-2nd, NABC-3rd, UPI-3rd, Cv-2nd, HF
Thad Jurecz	1966	AP-3rd
Pat Riley	1966	AP-3rd, BW-1st, UPI-3rd, Cv-2nd, HF
Dan Issel	1969••	AP-2nd, NABC-2nd, BW-1st, UPI-3rd, SN-2nd, Cv-1st, HF
	1970•	AP-1st, NABC-1st, BW-1st, UPI-1st, SN-1st, Cv-1st, HF
Mike Pratt	1970	Cv-2nd
Kevin Grevey	1974	NABC-5th, HF
	1975••	AP-2nd, NABC-2nd, BW-1st, UPI-2nd, SN-2nd, Cv-2nd, HF
Jack Givens	1976	HF
	1977	NABC-4th, HF
	1978••	AP-2nd, NABC-2nd, BW-2nd, UPI-2nd, Cv-1st, WA-1st, HF
Rick Robey	1977	NABC-4th, Cv-1st
	1978••	AP-3rd, NABC-1st, UPI-2nd, SN-2nd, Cv-1st, WA-1st, HF
Kyle Macy	1978	UPI-3rd
	1979	NABC-3rd, Cv-2nd

2013 - 2014 KENTUCKY MEN'S BASKETBALL

Player	Year	Selection Board or Panel	Player	Year	Selection Board or Panel	Player	Year	Selection Board or Panel
	1980•	AP-1st, NABC-1st, BW-1st, UPI-1st, SN-1st, Cv-1st, WA-1st, HF	Tony Delk	1996•	AP-2nd, NABC-2nd, BW-1st, UPI-1st, SN-2nd, BT-2nd, WA-1st	John Wall	2010•	AP-1st, WA-1st, CBS-1st, FOX-1st, Yahoo!-1st, Rivals-1st, NABC-1st
Sam Bowie	1981••	AP-3rd, NABC-2nd, BW-2nd, UPI-3rd, SN-2nd, Cv-1st, BT-2nd, HF	Ron Mercer	1997•	AP-1st, NABC-1st, BW-1st, SN-2nd, BT-2nd, WA-1st	Terrence Jones	2011	Yahoo!-3rd, CHN-4th
	1984	AP-2nd, SN-2nd	Scott Padgett	1999	WA-1st	Anthony Davis	2012•	AP-1st, USBWA-1st, NABC-1st, SN-1st, CBS-1st, WA-1st
Melvin Turpin	1983	HF	Tayshaun Prince	2001••	AP-2nd, NABC-3rd, BW-2nd, BT-2nd, WA-1st	Michael Kidd-Gilchrist	2012	AP-3rd, USBWA-2nd, NABC-3rd, SN-2nd, CBS-2nd
	1984••	AP-3rd, NABC-2nd, BW-2nd, UPI-3rd, BT-3rd		2002	AP-3rd, NABC-2nd			
Kenny Walker	1985••	AP-2nd, NABC-2nd, BW-2nd, UPI-2nd, BT-2nd, WA-1st	Keith Bogans	2003	AP-3rd, NABC-2nd, SN-3rd, BT-3rd			
	1986•	AP-1st, NABC-1st, BW-1st, UPI-1st, SN-2nd, BT-1st, WA-1st	Jodie Meeks	2009	AP-2nd, NABC-2nd, BW-2nd, SN-2nd, ESPN.com-2nd, Rivals.com-2nd, College Hoops.net-2nd			
Rex Chapman	1988	NABC-3rd, BT-3rd	DeMarcus Cousins	2010	AP-1st, WA-1st, CBS-1st, FOX-1st, Yahoo!-1st, Rivals-1st, NABC-2nd, TSN-2nd, BT-2nd, BW-2nd			
Jamal Mashburn	1992	BT-2nd						
	1993•	AP-1st, NABC-1st, BW-1st, UPI-1st, SN-1st, BT-1st, WA-1st						

John Wall - Named 2010 Adolph Rupp Trophy National Player of the Year; Yahoo! Sports National Player of the Year; Rivals.com National Player of the Year

Anthony Davis - Named 2012 AP National Player of the Year; USBWA Oscar Robertson Trophy (National Player of the Year); Spalding Pete Newell Big Man of the Year; NABC Defensive Player of the Year; Sporting News National Player of the Year; Sporting News National Freshman of the Year; CBSSports.com National Player of the Year; CBSSports.com National Freshman of the Year; Basketball Times National Player of the Year; Adolph Rupp Trophy National Player of the Year; John R. Wooden Award National Player of the Year; Naismith College Player of the Year

Key: • Consensus; ••2nd Team Consensus; AP: Associated Press; AM: Argosy Magazine; Ath: Athletic Publications; BT: The Basketball Times; BW: U.S. Basketball Writers Association; CBS: CBSSports.com; CA: Coach and Athlete; CH: College Humor Magazine; CHN: CollegeHoops.net; Col: Colliers (Basketball Coaches); Cv: Converse Yearbook; DD: Don Dunphy; HF: Helms Foundation; INS: International News Service; Lk: Look Magazine; NABC: National Association of Basketball Coaches; NE: Newspaper Enterprises Assn.; Pic: Pic Magazine; SN: The Sporting News; Tm: Tempo; Tru: True Magazine; UPI: United Press International; WA: John R. Wooden Award; Yahoo!: Yahoo! Sports

WILDCATS IN THE BASKETBALL HALL OF FAME ENSHRINED IN SPRINGFIELD, MASS.



Adolph Rupp
Inducted 1969



Cliff Hagan
Inducted 1978



Frank Ramsey
Inducted 1982



Dan Issel
Inducted 1993



C.M. Newton
Inducted 2000



Pat Riley
Inducted 2008



Adrian Smith
Inducted 2010



Rick Pitino
Inducted 2013

AWARDS AND HONORS



ADOLPH F. RUPP TROPHY
PRESENTED ANNUALLY BY
THE COMMONWEALTH ATHLETIC CLUB
TO THE NATION'S MOST
OUTSTANDING
COLLEGIATE BASKETBALL PLAYER

JOHN WALL
University of Kentucky
2010

2013 - 2014 KENTUCKY MEN'S BASKETBALL

International Play

Olympic Medal Winners

(UK leads the nation with 10 collegiate gold medal winners)

Players

1948: Wallace Jones (Gold)

Cliff Barker (Gold)

Ralph Beard (Gold)

Alex Groza (Gold)

Kenny Rollins (Gold)

1956: Billy Evans (Gold)

1960: Adrian Smith (Gold)

1980: Sam Bowie* (Gold)

2008: Tayshaun Prince (Gold)

2012: Anthony Davis (Gold)

*United States boycotted the Moscow Games. Bowie awarded a medal by President Carter.

Coaches

1948: Adolph Rupp (Gold)

2000: Tubby Smith (Gold)

Pan America Medal Winners

1958: Billy Evans (Gold)

1959: Adrian Smith (Gold)

1975: Rick Robey (Gold)

1979: Kyle Macy (Gold)

1996: Tony Delk (AP, Coaches)

1997: Ron Mercer (AP, Coaches)

2001: Tayshaun Prince (AP, Coaches)

2003: Keith Bogans (Coaches)

2010: John Wall (AP, Coaches)

2011: Anthony Davis (AP, Coaches)

* shared AP's honor with Alabama's

Wendell Hudson.

shared AP's honor with Vanderbilt's

Billy McCaffrey.

SEC Defensive Player of the Year

2005: Chuck Hayes Coaches

2011: DeAndre Liggins Yahoo!

2012: Anthony Davis Coaches

2013: Nerlens Noel Coaches

SEC Freshman of the Year

2008: Patrick Patterson* Coaches

2010: DeMarcus Cousins Coaches

John Wall AP

2011: Terrence Jones Coaches/AP

2012: Anthony Davis Coaches/AP

2013: Nerlens Noel Coaches/AP

*shared honor with Florida's Nick

Calathes

SEC Sixth Man of the Year

2012: Darius Miller Coaches

2013: Kyle Wiltjer Coaches

Vernon Hatton (2nd AP/Coaches)

1959: Johnny Cox (1st AP/Coaches)

Bill Lickert (3rd AP/Coaches)

1960: Bill Lickert (2nd AP/Coaches)

Don Mills (2nd AP/Coaches)

1961: Bill Lickert (1st AP/Coaches)

1962: Cotton Nash (1st AP/Coaches)

Larry Pursiful (1st AP/Coaches)

Caroll Burchett (3rd AP)

1963: Cotton Nash (1st AP/Coaches)

1964: Cotton Nash (1st AP/Coaches)

Ted Deeken (2nd AP/Coaches)

Larry Conley (3rd AP)

1965: Louie Dampier (2nd AP & UPI/

Coaches)

Tommy Kron (3rd AP)

Larry Conley (3rd UPI/Coaches)

1966: Louie Dampier (1st AP & UPI/

Coaches)

Pat Riley (1st AP & UPI/Coaches)

Thad Jaracz (2nd AP/3rd UPI)

Larry Conley (HM AP/3rd UPI/

Coaches)

Tommy Kron (HM AP/3rd UPI)

1967: Louie Dampier (1st AP & UPI/

Coaches)

Pat Riley (2nd AP & UPI/Coaches)

1968: Mike Casey (1st AP & UPI/

Coaches)

Dan Issel (2nd AP & UPI/Coaches)

Coaches)

Jimmy Dan Conner (3rd AP & UPI)

Rick Robey (3rd AP)

1976: Jack Givens (2nd AP & UPI/

Coaches)

Mike Phillips (2nd AP & UPI)

1977: Jack Givens (1st AP & UPI/

Coaches)

Rick Robey (1st AP & UPI/

Coaches)

Larry Johnson (3rd AP)

Mike Phillips (3rd UPI)

1978: Jack Givens (1st AP & UPI/

Coaches)

Rick Robey (1st AP & UPI/

Coaches)

Kyle Macy (1st AP/2nd UPI/

Coaches)

James Lee (3rd AP)

Mike Phillips (3rd UPI)

1979: Kyle Macy (1st AP & UPI/

Coaches)

Dwight Anderson (3rd AP)

1980: Kyle Macy (1st AP & UPI/

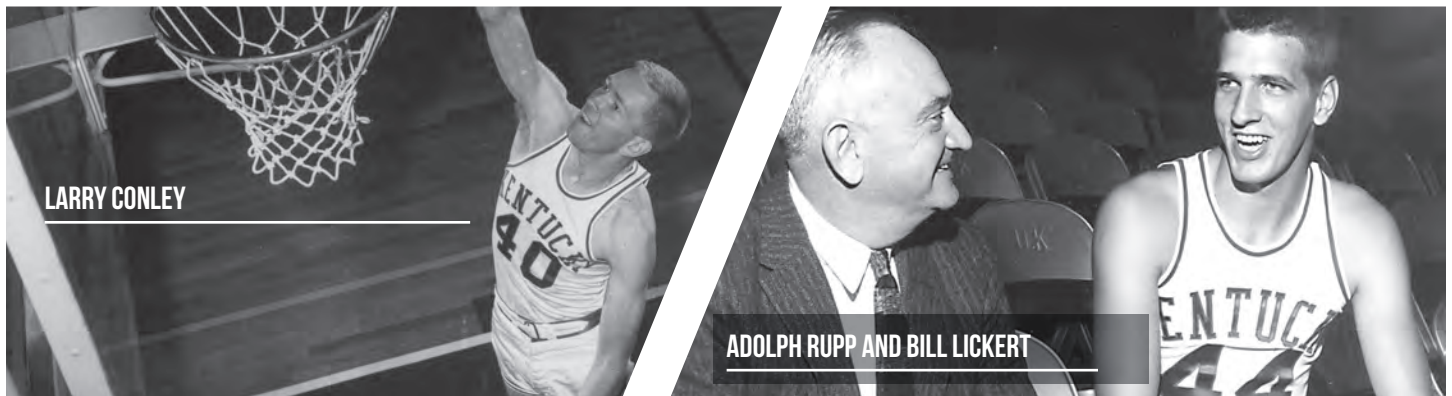
Coaches)

Sam Bowie (2nd AP/3rd UPI/

Coaches)

1981: Sam Bowie (1st AP & UPI/

Coaches)



1983: Jim Master (Gold)

1987: Rex Chapman (Silver)

Tournament of Americas

Medal Winner

2000: Tubby Smith (Gold)

2011: John Calipari (Bronze) - w/Dominican Republic

National Player of the Year

2010: John Wall (Adolph Rupp Trophy)

2012: Anthony Davis (Adolph Rupp Trophy, Associated Press, Basketball Times, Naismith, USBWA, Wooden)

National Freshman of the Year

2010: John Wall (USBWA)

2012: Anthony Davis (USBWA)

SEC Player of the Year

(Since 1965 for the AP and UPI polls, 1987 for the Coaches poll)

1966: Pat Riley (AP)

1972: Tom Parker (AP)

1973: Kevin Grevey* (AP)

1975: Kevin Grevey (AP)

1980: Kyle Macy (AP, UPI)

1985: Kenny Walker (AP, UPI)

1986: Kenny Walker (AP, UPI)

1993: Jamal Mashburn# (AP, Coaches)

All-SEC

(from 1933-48, the SEC All-Tournament Team served as the All-SEC team)

1949: Ralph Beard (1st AP)

Alex Groza (1st AP)

Wah Wah Jones (1st AP)

Cliff Barker (2nd AP)

Dale Barnstable (3rd AP)

1950: Jim Line (1st AP)

Bill Spivey (1st AP)

Bill Spivey (1st AP)

Walt Hirsch (2nd AP)

1951: Frank Ramsey (1st AP)

Bill Spivey (1st AP)

Bobby Watson (1st AP)

Shelby Linville (2nd AP)

1952: Cliff Hagan (1st AP)

Frank Ramsey (1st AP)

Bobby Watson (1st AP)

1954: Cliff Hagan (1st AP)

Frank Ramsey (1st AP)

Lou Tsiropoulos (2nd AP)

1955: Bob Burrow (1st AP)

Bill Evans (3rd AP)

1956: Bob Burrow (1st AP & Coaches)

Jerry Bird (2nd AP & Coaches)

1957: Johnny Cox (1st AP & Coaches)

Ed Beck (2nd AP)

1958: Johnny Cox (2nd AP/Coaches)

Thad Jaracz (3rd UPI)

Mike Pratt (HM AP)

1969: Dan Issel (1st AP & UPI/Coaches)

Mike Casey (2nd AP & UPI/

Coaches)

Mike Pratt (2nd AP & UPI/

Coaches)

1970: Dan Issel (1st AP & UPI/Coaches)

Mike Pratt (1st AP & UPI/Coaches)

Larry Steele (3rd UPI)

1971: Tom Payne (1st AP/2nd UPI/

Coaches)

Mike Casey (2nd AP/1st UPI)

Larry Steele (2nd AP/3rd UPI/

Coaches)

Tom Parker (2nd AP & UPI/

Coaches)

Kent Hollenbeck (3rd UPI)

1972: Tom Parker (1st AP & UPI/

Coaches)

Jim Andrews (2nd AP/1st UPI/

Coaches)

Ronnie Lyons (3rd AP/2nd UPI)

1973: Jim Andrews (1st AP & UPI/

Coaches)

Kevin Grevey (1st AP & UPI/

Coaches)

Jimmy Dan Conner (3rd AP)

1974: Kevin Grevey (1st AP & UPI/

Coaches)

1975: Kevin Grevey (1st AP & UPI/

Dirk Minniefield (3rd AP & UPI)

1982: Derrick Hord (1st AP/2nd UPI/

Coaches)

Dirk Minniefield (2nd AP & UPI)

Jim Master (3rd UPI)

Melvin Turpin (3rd UPI)

1983: Melvin Turpin (1st AP & UPI/

Coaches)

Jim Master (3rd UPI)

Melvin Turpin (3rd UPI)

Kenny Walker (3rd AP)

1984: Melvin Turpin (1st AP & UPI/

Coaches)

Kenny Walker (2nd AP/3rd UPI/

Coaches)

Sam Bowie (3rd AP/2nd UPI/

Coaches)

1985: Kenny Walker (1st AP & UPI/

Coaches)

1986: Kenny Walker (1st AP & UPI/

Coaches)

Winston Bennett (2nd AP & UPI/

Coaches)

Roger Harden (3rd AP & UPI)

1987: Rex Chapman (2nd AP & UPI/

Coaches)

Ed Davender (3rd AP/2nd UPI)

1988: Rex Chapman (1st AP & UPI/

Coaches)

Winston Bennett (2nd AP & UPI/

Coaches)

2013 - 2014 KENTUCKY MEN'S BASKETBALL



KYLE MACY



KEITH BOGANS

Ed Davender (3rd AP/2nd UPI)
1989: LeRon Ellis (2nd AP & UPI)
 Chris Mills (3rd AP)
1990: Reggie Hanson (2nd AP/3rd UPI)
 Derrick Miller (2nd AP & UPI/
 Coaches)
1991: Reggie Hanson (2nd AP & UPI/
 Coaches)
 John Pelphrey (2nd AP/1st UPI/
 Coaches)
 Jamal Mashburn (3rd AP & UPI)
1992: Jamal Mashburn (1st AP/
 Coaches)
1993: Jamal Mashburn (1st AP &
 Coaches)
 Travis Ford (2nd AP/1st Coaches)
1994: Travis Ford (2nd AP & Coaches)
 Tony Delk (3rd AP/2nd Coaches)
 Rodrick Rhodes (3rd AP
 & Coaches)
1995: Tony Delk (1st AP & Coaches)
 Rodrick Rhodes (3rd AP/2nd
 Coaches)
 Walter McCarty (3rd AP)
1996: Tony Delk (1st AP & Coaches)
 Antoine Walker (1st AP & Coaches)
 Walter McCarty (3rd AP/2nd
 Coaches)
1997: Ron Mercer (1st AP & Coaches)
 Derek Anderson (3rd AP/2nd
 Coaches)
 Anthony Epps (3rd Coaches)
1998: Nazr Mohammed (1st
 AP & Coaches)
 Scott Padgett (3rd AP/2nd
 Coaches)
 Jeff Sheppard (3rd AP)
1999: Scott Padgett (2nd AP/1st
 Coaches)
 Wayne Turner (3rd Coaches)
2000: Jamaal Magloire (1st
 AP & Coaches)
 Tayshaun Prince (2nd Coaches)
2001: Tayshaun Prince (1st
 AP & Coaches)

Keith Bogans (2nd AP & Coaches)
2002: Tayshaun Prince (1st
 AP & Coaches)
2003: Keith Bogans (1st AP & Coaches)
 Marquis Estill (2nd AP & Coaches)
2004: Erik Daniels (2nd AP/1st
 Coaches)
 Gerald Fitch (2nd AP/1st Coaches)
 Chuck Hayes (3rd AP/2nd
 Coaches)
 Cliff Hawkins (3rd AP)
2005: Kelenna Azubuike (2nd AP &
 Coaches)
 Chuck Hayes (1st AP & Coaches)
 Patrick Sparks (3rd AP/2nd
 Coaches)
2006: Rajon Rondo (3rd AP/2nd
 Coaches)
 Randolph Morris (3rd AP)
2007: Randolph Morris (1st Coaches)
2008: Ramel Bradley (2nd AP/1st
 Coaches)
 Joe Crawford (2nd Coaches)
 Patrick Patterson (2nd AP/2nd
 Coaches)
2009: Jodie Meeks (1st Coaches/1st
 AP)
 Patrick Patterson (1st
 Coaches/2nd AP)
2010: DeMarcus Cousins (1st
 Coaches/1st AP)
 John Wall (1st Coaches/1st AP)
 Patrick Patterson (1st
 Coaches/2nd AP)
2011: Brandon Knight (1st Coaches/
 2nd AP)
 Terrence Jones (1st Coaches/1st
 AP)
2012: Anthony Davis (1st Coaches/1st
 AP)
 Michael Kidd-Gilchrist (1st
 Coaches/1st AP)
 Terrence Jones (2nd Coaches/2nd
 AP)
 Doron Lamb (2nd Coaches)

2013: Nerlens Noel (1st Coaches/1st
 AP)

SEC All-Defensive

2008: Ramel Bradley
2010: Patrick Patterson
2011: DeAndre Liggins
2012: Anthony Davis
 Michael Kidd-Gilchrist
2013: Nerlens Noel

SEC All-Freshman

1987: Rex Chapman
1988: Eric Manuel
1989: Chris Mills
1991: Jamal Mashburn
1993: Rodrick Rhodes
1996: Ron Mercer
1997: Jamaal Magloire
2000: Keith Bogans
2001: Gerald Fitch
 Jason Parker
2002: Chuck Hayes
2005: Rajon Rondo
2007: Jodie Meeks
2008: Patrick Patterson
2010: Eric Bledsoe
 DeMarcus Cousins
 John Wall
2011: Brandon Knight
 Terrence Jones
 Doron Lamb
2012: Anthony Davis
 Michael Kidd-Gilchrist
2013: Willie Cauley-Stein
 Archie Goodwin
 Nerlens Noel
 Alex Poythress

All-Southern Conference

1926: Paul Jenkins
1929: Carey Spicer
1930: Carey Spicer
1931: Carey Spicer
 Louis McGinnis

George Yates

1932: Ellis Johnson

All-NCAA Tournament Final Four

1948: Alex Groza (MVP)
1949: Alex Groza (MVP)
1951: Bill Spivey (MVP)
 Shelby Linville
1958: Vernon Hattton
 Johnny Cox
1966: Pat Riley
 Louie Dampier
1975: Kevin Grevey
1978: Jack Givens (MVP)
 Rick Robey
1993: Jamal Mashburn
1996: Tony Delk (MVP)
 Ron Mercer
1997: Ron Mercer
 Scott Padgett
1998: Jeff Sheppard (MVP)
 Scott Padgett
2012: Anthony Davis (MVP)
 Michael Kidd-Gilchrist
 Doron Lamb

NCAA Regional Tournament

1948: Alex Groza (MVP)
1949: Alex Groza (MVP)
1951: Bill Spivey
1955: Bob Burrow
1956: Bob Burrow
 Jerry Bird
1957: Johnny Cox
 Gerry Calvert
1958: Vernon Hattton
 Johnny Cox
1959: Bennie Coffman
1961: Bill Lickert
1962: Larry Pursiful
 Cotton Nash
1966: Pat Riley (MVP)
 Louie Dampier
1968: Mike Casey
 Dan Issel



DARIUS MILLER



JACK GIVENS

2013 - 2014 KENTUCKY MEN'S BASKETBALL

1969: Dan Issel
1970: Dan Issel
1972: Jim Andrews
1973: Jim Andrews
1975: Jimmy Dan Conner
1977: Jack Givens
1978: Kyle Macy (MVP)
 Jack Givens
 Mike Phillips
1980: Fred Cowan
1983: Jim Master
 Melvin Turpin
1984: Dickey Beal (MVP)
 Melvin Turpin
 Sam Bowie
1985: Kenny Walker
1986: Kenny Walker
 Winston Bennett
1992: Jamal Mashburn
 Sean Woods
1993: Travis Ford (MVP)
 Jamal Mashburn
 Jared Prickett
1995: Tony Delk
1996: Tony Delk (MVP)
 Derek Anderson
 Anthony Epps
 Antoine Walker
1997: Ron Mercer (MVP)
 Wayne Turner
1998: Wayne Turner (MVP)
 Scott Padgett
 Jeff Sheppard
1999: Scott Padgett
2003: Keith Bogans
 Marquis Estill
2005: Chuck Hayes
2010: DeMarcus Cousins
 John Wall
2011: Brandon Knight (MVP)
 Josh Harrellson
 DeAndre Liggins
2012: Michael Kidd-Gilchrist (MVP)

Anthony Davis
 Doron Lamb

All-SEC Tournament
1933: Ellie Johnson (1st)
 John DeMoisey (1st)
 Aggie Sale (1st)
 Bill Davis (2nd)
1934: John DeMoisey (1st)
 Bill Davis (1st)
1936: Ralph Carlisle (1st)
 Whitey Anderson (2nd)
1937: Ralph Carlisle (1st)
 Warfield Donoune (1st)
 Rice Walker (2nd)
 Walter Hodge (2nd)
1938: Bernie Oppen (1st)
 Joe Hagan (2nd)
1939: Bernie Oppen (1st)
 Keith Farnsley (2nd)
1940: Layton Rouse (1st)
 Keith Farnsley (2nd)
1941: Marvin Akers (1st)
 Lee Huber (1st)
 Keith Farnsley (2nd)
 James King (2nd)
1942: Ermal Allen (1st)
 James King (2nd)
 Marvin Akers (2nd)
1943: Marvin Akers (1st)
 Melvin Brewer (1st)
 Milton Ticco (2nd)
1944: Bob Brannum (1st)
 Jack Tingle (1st)
 Jack Parkinson (1st)
 Wilbur Schu (2nd)
1945: Ken Campbell (1st)
 Jack Tingle (1st)
 Jack Parkinson (1st)
1946: Wah Wah Jones (1st)
 Ralph Beard (1st)
 Jack Tingle (1st)

Jack Parkinson (1st)
 Wilbur Schu (2nd)
1947: Wah Wah Jones (1st)
 Ralph Beard (1st)
 Jack Tingle (1st)
 Joe Holland (1st)
 Ken Rollins (1st)
 Alex Groza (2nd)
1948: Wah Wah Jones (1st)
 Ralph Beard (1st)
 Ken Rollins (1st)
 Alex Groza (2nd)
 Cliff Barker (2nd)
1949: Wah Wah Jones (1st)
 Ralph Beard (1st)
 Alex Groza (1st)
 Cliff Barker (2nd)
1950: Jim Line (1st)
 Bill Spivey (2nd)
1951: Walter Hirsch (1st)
 Bill Spivey (1st)
 Cliff Hagan (2nd)
1952: Cliff Hagan (1st)
 Frank Ramsey (1st)
 Robert Watson (2nd)
1979: Kyle Macy (MVP)
 Truman Claytor
1980: Kyle Macy
 Sam Bowie
1982: Dirk Minniefield (MVP)
1984: Melvin Turpin
1986: Roger Harden
1988: Rex Chapman (MVP)
 Winston Bennett
1992: Jamal Mashburn (MVP)
 John Pelphrey
1993: Travis Ford (MVP)
 Andre Riddick
 Jamal Mashburn
1994: Travis Ford (MVP)
 Tony Delk
 Jeff Brassow
1995: Antoine Walker (MVP)

Mark Pope
1996: Antoine Walker
 Walter McCarty
1997: Ron Mercer (MVP)
 Anthony Epps
 Jared Prickett
1998: Wayne Turner (MVP)
 Heshimu Evans
 Nazr Mohammed
 Scott Padgett
1999: Scott Padgett (MVP)
 Wayne Turner
2001: Tayshaun Prince (MVP)
 Keith Bogans
2003: Keith Bogans (MVP)
 Marquis Estill
2004: Gerald Fitch (MVP)
 Kelenna Azubuike
 Chuck Hayes
2005: Kelenna Azubuike
2010: John Wall (MVP)
 Eric Bledsoe
 DeMarcus Cousins
2011: Darius Miller (MVP)
 Brandon Knight
 Josh Harrellson
2012: Anthony Davis
 Terrence Jones

All-SIAA Tournament
1921: Paul Adkins
 Bill King
 Bob Lavin



ANTHONY DAVIS

ACADEMIC HONORS



Academic All-Americans

1966:	Louie Dampier Larry Conley
1967:	Louie Dampier
1970:	Dan Issel Mike Pratt
1971:	Mike Casey
1975:	Bob Guyette Jimmy Dan Conner
1979:	Kyle Macy

Academic All-SEC

1962:	Roy Roberts
1964:	Larry Conley
1965:	Larry Conley
1966:	Louie Dampier Cliff Berger
1968:	Cliff Berger
1970:	Mike Pratt Dan Issel
1971:	Mike Casey Tom Parker
1974:	Bob Guyette
1975:	Jimmy Dan Conner
1979:	Kyle Macy
1980:	Chuck Verderber
1981:	Chuck Verderber
1982:	Chuck Verderber
1985:	Winston Bennett Bret Bearup
1988:	Rex Chapman Cedric Jenkins
1990:	John Pelphey
1992:	Travis Ford
1993:	Travis Ford
1994:	Travis Ford
1995:	Mark Pope Jeff Sheppard
1998:	Steve Masiello Scott Padgett
1999:	Scott Padgett

2000:	J.P. Blevins
2001:	J.P. Blevins
2002:	J.P. Blevins
2006:	Rajon Rondo
2007:	Randolph Morris Bobby Perry
2008:	Mark Coury Derrick Jasper Mark Krebs Jodie Meeks Dwight Perry
2009:	Mark Krebs Jodie Meeks Dwight Perry Michael Porter Matt Scherbenske
2010:	Mark Krebs John Wall
2011:	Brandon Knight Jarrod Polson Eloy Vargas
2012:	Twany Beckham Ryan Harrow Terrence Jones Brian Long Sam Malone Darius Miller Jarrod Polson Kyle Wiltjer
2013:	Twany Beckham Willie Cauley-Stein Archie Goodwin Tod Lanter Brian Long Sam Malone Julius Mays Nerlens Noel Jarrod Polson Alex Poythress Kyle Wiltjer

UK ATHLETICS

HALL OF FAME

UK's Athletic Hall of Fame, organized in 2005, recognizes and honors persons whose participation and contributions enriched and strengthened the university athletic program. Athletes are required to wait five years after completing their Wildcat playing career before being eligible for the honor. The charter class was comprised of those individuals who had previously had their jersey retired at Rupp Arena, Commonwealth Stadium, Memorial Coliseum and Cliff Hagan Stadium. The 2013 class is bolded below.

Member (Sport, Years)

Jeff Abbott (BB 1991-94)
Derek Abney (FB 2000-03)
George Adams (FB 1981-84)
Ermal Allen (FB 1939-41)
Sam Ball (FB 1963-65)
Cliff Barker (MBB 1947-49)

Oliver Barnett (FB 1986-89)

Ralph Beard (MBB 1946-49)
Calvin Bird (FB 1958-60)
Jerry Bird (MBB 1954-56)
Rodger Bird (FB 1963-65)
George Blanda (FB 1945-48)
Marsha Bond (VB 1980-83)
Sam Bowie (MBB 1980-81, '84)
Gay Brewer (MGolf 1952-54)
Pam Brauning (WB 1974-78)
Al Bruno (FB 1948-50)

Paul "Bear" Bryant (FB Coach 1946-53)

Warren Bryant (FB 1974-76)
Bob Burrow (MBB 1955-56)
Burgess Carey (MBB 1925-26)
Mike Casey (MBB 1968-69, 71)

Rex Chapman (MBB 1987-88)

Jerry Claiborne (FB Coach 1982-89)
Blanton Collier (FB Coach 1954-61)
Sonny Collins (FB 1972-75)
Larry Conley (MBB 1964-66)

Ray Correll (FB 1951-53)
Tim Couch (FB 1996-98)
Johnny Cox (MBB 1957-59)
Louie Dampier (MBB 1965-67)
Bob Davis (FB 1935-37)

Dermontti Dawson (FB 1984-87)
Kathy DeBoer (VB 1984-02)
Tony Delk (MBB 1993-96)

John "Frenchy" DeMoisey (MBB 1932-34)

Leroy Edwards (MBB 1935)
Billy Evans (MBB 1952, '54-55)
Richie Farmer (MBB 1989-92)
Joe Federspiel (FB 1969-71)
Deron Feldhaus (MBB 1989-92)
Steve Flesch (MGOLF 1987-90)

Dom Fucci (BB 1948-51)
Bob Gain (FB 1947-50)
Jack Givens (MBB 1975-78)
Irv Goode (FB 1959-61)

Phil Grawemeyer (MBB 1954-56)

Jim Green (TF 1968-71)
Kevin Grevey (MBB 1973-75)
Alex Groza (MBB 1945, '47-49)
Wilbur Hackett (FB 1967-70)
Cliff Hagan (MBB 1951-52, '54)
Joe B. Hall (MBB Coach 1973-85)
Tim Harden (TF 1993-96)

Jenny Hansen (Gymnastics 1993-96)

Vernon Hatton (MBB 1956-58)
Basil Hayden (MBB 1920-22)
Mark Higgs (FB 1984-87)

J.B. Holmes (M Golf 2002-05)
Jim Host (Contributor/BB 1957-59)
Tom Hutchinson (FB 1960-62)

Dan Issel (MBB 1968-70)
Ilka Janttin (MSOC 1998-01)
Clyde Johnson (FB 1940-42)

Ellis Johnson (MBB, FB, Baseball, TF 1930-33)

Nancy Napolski Johnson (RIF 1993-96)
Wah Wah Jones (MBB 1946-49, FB 1945-48)
Cedric Kaufmann (MTEN 1995-98)

Jeff Keener (BB 1980-81)
Bill Keightley (Equipment Mgr. 1962-2008)

John "Shipwreck" Kelly (FB 1929-31)

Ralph Kercheval (FB 1931-33)

Rick Kestner (FB 1963-65)

Rachel Komisarz (SW 1996-99)

Jim Kovach (FB 1974-76, '78)

Harry Lancaster (Director of Athletics,
1968-75; Baseball Head Coach 1947, 1951-
65; Assistant Men's Basketball Coach 1946-
70)

Cawood Ledford (Broadcaster 1953-92)

Bill Lickert (MBB 1959-61)

Dicky Lyons (FB 1966-68)

Kyle Macy (MBB 1978-80)

Keith Madison (BB Coach 1979-2003)

Jamal Mashburn (MBB 1991-93)

Charlie McClendon (FB 1949-50)

Steve Meilinger (FB 1951-52-53)

Lou Michaels (FB 1955-56-57)

Doug Moseley (FB 1949-51)

Clayton Moss (Diving 1999-2003)

Cotton Nash (MBB 1962-64)

C.M. Newton (MBB 1949-51; AD 1989-2000)

Leslie Nichols (WBB 1983-86)

Rick Norton (FB 1963-65)

Rick Nuzum (FB 1972-74)

Johnny Owens (MGolf 1947-50)

Vito "Babe" Parilli (FB 1949-51)

John Pelphrey (MBB 1989-92)

Rick Pitino (MBB Coach 1990-97)

Mike Pratt (MBB 1968-70)

Tayshaun Prince (MBB 1999-02)

Derrick Ramsey (FB 1975-77)

Frank Ramsey (MBB 1951-52, '54)

Bill Ransdell (FB 1983-86)

Jay Rhodemyre (FB 1942, '46-47)

Russell Rice (SID 1967-87)

Pat Riley (MBB 1965-67)

Rick Robey (MBB 1975-78)

Dave Roller (FB 1968-70)

Kenny Rollins (MBB 1943, '47-48)

Gayle Rose (MBB 1952, '54-55)

Layton "Mickey" Rouse (MBB 1938-40)

Adolph Rupp (MBB Coach 1931-72)

Forest "Aggie" Sale (MBB 1931-33)

Howard Schnellenberger (FB 1952-55)

Nancy Scranton (W Golf 1983-84)

Larry Seiple (FB 1964-66)

Washington "Wash" Serini (FB 1944-47)

Bernie Shively (AD '38-67, FB Coach 1945)

Adrian Smith (MBB, 1956-58)

Orlando "Tubby" Smith (MBB Coach, 1998-2007)

Carey Spicer (MBB (1929-31)

Bill Spivey (MBB 1950-51)

Art Still (FB 1974-77)

Valerie Still (WBB 1980-83)

Claude Sullivan (Sportscaster 1948-67)

Lou Tsioropoulos (MBB 1951-54)

Herschel Turner (FB 1961-63)

Harry Ullinski (FB 1946-49)

Jeff Van Note (FB 1966-68)

Kenny Walker (MBB 1983-86)

Brandon Webb (BB 1998-00)

Press Whelan (TF 1957-61, Coach 1967-73)

Moe Williams (FB 1993-95)

Jesse Witten (MTN 2002-05)


Sean Woods (MBB 1990-92)

Tina Johnson Ybarra (Diving 1994-96)

Craig Yeast (FB 1995-98)

Valerie McGovern Young (WXC 1988-91)

WILDCATS IN THE NBA



2013 - 2014 KENTUCKY MEN'S BASKETBALL

- ANDERSON, Derek – Cleveland Cavaliers (1998-99), Los Angeles Clippers (2000), San Antonio Spurs (2001), Portland Trail Blazers (2002-05), Houston Rockets (2006), Miami Heat (2006), Charlotte Bobcats (2007-08)
- AZUBUIKE, Kelenna -- Golden State Warriors (2007-10), New York Knicks (2011), Dallas Mavericks (2012)
- BARKER, Cliff – Indianapolis Olympians (1950-52)
- BEARD, Ralph – Indianapolis Olympians (1950-51)
- BENNETT, Winston – Cleveland Cavaliers (1990-92), Miami Heat (1992)
- BIRD, Jerry – New York Knicks (1959)
- BLED SOE, Eric – Los Angeles Clippers (2011-13)**
- BOGANS, Keith – Orlando Magic (2004), Charlotte Bobcats (2005-06), Houston Rockets (2006), Orlando Magic (2007-09), Milwaukee Bucks (2009), San Antonio Spurs (2010), Chicago Bulls (2011), New Jersey/Brooklyn Nets (2012-13)**
- BOWIE, Sam – Portland Trail Blazers (1985-89), New Jersey Nets (1990-93), Los Angeles Lakers (1994-95)
- BURROW, Bob – Rochester Royals (1957), Minneapolis Lakers (1958)
- CHAPMAN, Rex – Charlotte Hornets (1989-92), Washington Bullets (1992-95), Miami Heat (1996), Phoenix Suns (1997-2000)
- CLUGGISH, Bob – New York Knicks (1947)
- CONLEY, Larry – Kentucky Colonels [ABA] (1968)
- CONNER, Jimmy Dan – Kentucky Colonels [ABA] (1976)
- COUSINS, DeMarcus – Sacramento Kings (2011-13)**
- COX, Johnny – Chicago Zephyrs (1963)
- CRAWFORD, Joe – New York Knicks (2009)
- DAMPIER, Louie – Kentucky Colonels [ABA] (1968-76), San Antonio Spurs (1977-79)
- DANIELS, Erik – Sacramento Kings (2005)
- DAVIS, Anthony – New Orleans Hornets/Pelicans (2013)**
- DELK, Tony – Charlotte Hornets (1997-98), Golden State Warriors (1998-99), Sacramento Kings (2000), Phoenix Suns (2000-01), Boston Celtics (2002-03), Dallas Mavericks (2004), Atlanta Hawks (2005-06), Detroit Pistons (2006)
- FEIGENBAUM, George – Baltimore Bullets (1950), Milwaukee Hawks (1953)
- FITCH, Gerald – Miami Heat (2006)
- FLYNN, Mike – Indiana Pacers (1976-78) [ABA in 1976]
- GIVENS, Jack – Atlanta Hawks (1979-80)
- GREVEY, Kevin – Washington Bullets (1976-83), Milwaukee Bucks (1984-85)
- GROZA, Alex – Indianapolis Olympians (1950-51)
- HAGAN, Cliff – St. Louis Hawks (1957-66), Dallas Chaparrals [ABA] (1968-70)
- HANSON, Reggie – Boston Celtics (1998)
- HARRELLSON, Josh - New York Knicks (2012); Miami Heat (2013)**
- HATTON, Vernon – Cincinnati Royals (1959), Philadelphia Warriors (1959-61), St. Louis Hawks (1962)
- HAYES, Chuck – Houston Rockets (2005-11), Sacramento Kings (2012-13)**
- HOLLAND, Joe – Indianapolis Olympians (1950-52)
- ISSEL, Dan – Kentucky Colonels [ABA] (1971-75), Denver Nuggets (1976-85) [ABA in 1976]
- JOHNSON, Larry – Buffalo Braves (1978)
- JONES, Terrence – Houston Rockets (2013)**
- JONES, Wah Wah – Indianapolis Olympians (1950-52)
- KANTER, Enes - Utah Jazz (2012-13)**
- KIDD-GILCHRIST, MICHAEL - Charlotte Bobcats (2013)**
- KNIGHT, Brandon - Detroit Pistons (2012-13)**
- KRON, Tommy – St. Louis Hawks (1967), Seattle SuperSonics (1968-69), Kentucky Colonels [ABA] (1970)
- LAMB, Doron – Milwaukee Bucks (2013); Orlando Magic (2013)**
- LIGGINS, DeAndre - Orlando Magic (2012); Oklahoma City Thunder (2013)**
- LOCK, Rob – Los Angeles Clippers (1989)
- MACY, Kyle – Phoenix Suns (1981-85), Chicago Bulls (1986), Indiana Pacers (1987)
- MAGLOIRE, Jamaal – Charlotte/New Orleans Hornets (2001-05), Milwaukee Bucks (2006), Portland Trailblazers (2007), New Jersey Nets (2008), Dallas Mavericks (2008), Miami Heat (2009-11), Toronto Raptors (2012)
- MASHBURN, Jamal – Dallas Mavericks (1994-97), Miami Heat (1997-2000), Charlotte/New Orleans Hornets (2001-04)
- McCARTY, Walter – New York Knicks (1997), Boston Celtics (1998-2005), Phoenix Suns (2005), Los Angeles Clippers (2006)
- MEEKS, Jodie– Milwaukee Bucks (2009-10), Philadelphia 76ers (2010-12); Los Angeles Lakers (2013)**
- MERCER, Ron – Boston Celtics (1998-99), Denver Nuggets (2000), Orlando Magic (2000), Chicago Bulls (2001-02), Indiana Pacers (2002-03), San Antonio Spurs (2004), New Jersey Nets (2005)
- MILLER, Darius – New Orleans Hornets/Pelicans (2013)**
- MINNIEFIELD, Dirk – Cleveland Cavaliers (1986-87), Houston Rockets (1987), Golden State Warriors (1988), Boston Celtics (1988)
- MOHAMMED, Nazr – Philadelphia 76ers (1999-2001), Atlanta Hawks (2001-04), New York Knicks (2004-05), San Antonio Spurs (2005-06), Detroit Pistons (2007), Charlotte Bobcats (2008-11), Oklahoma City Thunder (2011-12); Chicago Bulls (2013)**
- MORRIS, Randolph – New York Knicks (2007-08), Atlanta Hawks (2009-10)
- NASH, Cotton – Los Angeles Lakers (1965), San Francisco Warriors (1965), Kentucky Colonels [ABA] (1968)
- NOEL, Paul – New York Knicks (1948-50), Rochester Royals (1951-52)
- ORTON, Daniel – Orlando Magic (2011-12); Oklahoma City Thunder (2013)**
- PADGETT, Scott – Utah Jazz (2000-03), Houston Rockets (2004-05), New Jersey Nets (2006)
- PATTERSON, Patrick – Houston Rockets (2011-13); Sacramento Kings (2013)**
- PARKINSON, Jack – Indianapolis Olympians (1950)
- PAYNE, Tom – Atlanta Hawks (1972)
- POPE, Mark – Indiana Pacers (1998-99), Milwaukee Bucks (2001-02), Denver Nuggets (2004-05)
- PRATT, Mike – Kentucky Colonels [ABA] (1971-72)
- PRINCE, Tayshaun – Detroit Pistons (2003-13); Memphis Grizzlies (2013)**
- RAMSEY, Frank – Boston Celtics (1955-64)
- RILEY, Pat – San Diego Rockets (1968-70), Los Angeles Lakers (1971-76), Phoenix Suns (1976)
- ROBEY, Rick – Indiana Pacers (1979), Boston Celtics (1979-83), Phoenix Suns (1984-86)
- ROLLINS, Kenny – Chicago Stags (1949-50), Boston Celtics (1953)
- RONDO, Rajon – Boston Celtics (2007-13)**
- SHEPPARD, Jeff – Atlanta Hawks (1999)
- SMITH, Adrian – Cincinnati Royals (1962-70), San Francisco Warriors (1970-71), Virginia Squires [ABA] (1972)
- STEELE, Larry – Portland Trail Blazers (1972-80)
- TEAGUE, Marquis – Chicago Bulls (2013)**
- TINGLE, Jack – Washington Capitols (1948), Minneapolis Lakers (1949)
- TSIROPOULOS, Lou – Boston Celtics (1957-59)
- TURNER, Wayne – Boston Celtics (2000)
- TURPIN, Melvin – Cleveland Cavaliers (1985-87), Utah Jazz (1988), Washington Bullets (1990)
- WALKER, Antoine – Boston Celtics (1997-2003, 2005), Dallas Mavericks (2004), Atlanta Hawks (2005), Miami Heat (2006-07), Minneapolis Timberwolves (2008), Memphis Grizzlies (2009)
- WALKER, Kenny – New York Knicks (1987-91), Washington Bullets (1994-95)
- WALL, John – Washington Wizards (2011-13)**
- WATSON, Bobby – Milwaukee Hawks (1955)
- WHITAKER, Lucian – Boston Celtics (1955)

***This list runs through the 2012-13 NBA season.**

Wildcat NBA Champions

- NOEL, Paul – Rochester Royals (1951)
- TSIROPOULOS, Lou – Boston Celtics (1957, '59)
- RAMSEY, Frank – Boston Celtics (1957, '59, '60-'64)
- HAGAN, Cliff – St. Louis Hawks (1958)
- RILEY, Pat – Los Angeles Laker (1972; Coach- 1982, '85, '87, '88); Miami Heat (Coach- 2006)
- STEELE, Larry – Portland Trail-blazers (1977)
- GREVEY, Kevin – Washington Bullets (1978)
- ROBEY, Rick – Boston Celtics (1981)
- PRINCE, Tayshaun – Detroit Pistons (2004)
- MOHAMMED, Nazr – San Antonio Spurs (2005)
- ANDERSON, Derek – Miami Heat (2006)
- WALKER, Antoine – Miami Heat (2006)
- RONDO, Rajon – Boston Celtics (2008)

KENTUCKY IN THE NBA DRAFT

Year	Rnd	Pick	Name	Team	Year	Rnd	Pick	Name	Team	Year	Rnd	Pick	Name	Team
1947			Jack Tingle	Washington Capitols	1969	10	139	Phil Argeno	Los Angeles Lakers	1993	1	4	Jamal Mashburn	Dallas Mavericks
1948			Joe Holland	Baltimore Bullets	1970	8	122	Dan Issel	Detroit Pistons	1994	2	31	Rodney Dent	Orlando Magic
			Jack Parkinson	Washington Capitols		8	130	Mike Casey	Chicago Bulls	1996	1	6	Antoine Walker	Boston Celtics
			Kenny Rollins	Fort Wayne Pistons	1971	1	2	Tom Payne**	Atlanta Hawks		1	16	Tony Delk	Charlotte Hornets
1949			Cliff Barker	Indianapolis Olympians		3	37	Larry Steele	Portland Trail Blazers		1	19	Walter McCarty	New York Knicks
			Ralph Beard	Chicago Stags		10	163	Jim Dinwiddie	Philadelphia 76ers		2	52	Mark Pope	Indiana Pacers
			Alex Groza	Indianapolis Olympians	1972	6	83	Tom Parker	Cleveland Cavaliers	1997	1	6	Ron Mercer	Boston Celtics
			Wah Wah Jones	Washington Capitols		10	146	Kent Hollenbeck	Detroit Pistons		1	13	Derek Anderson	Cleveland Cavaliers
1950			Dale Barnstable	Boston Celtics	1973	7	107	Jim Andrews	Seattle Supersonics	1998	1	29	Nazr Mohammed	Utah Jazz
			Jim Line	Indianapolis Olympians	1975	1	18	Kevin Grevey	Washington Bullets	1999	1	28	Scott Padgett	Utah Jazz
1952			Bobby Watson	Milwaukee Hawks	2	36	Jimmy Dan Conner	Phoenix Suns	2000	1	19	Jamaal Magloire	Charlotte Hornets	
			Lucian Whitaker	Indianapolis Olympians	3	49	Bob Guyette	K.C.-Omaha Kings	2002	1	23	Tayshaun Prince	Detroit Pistons	
					7	113	Mike Flynn	Philadelphia 76ers	2003	2	43	Keith Bogans	Milwaukee Bucks	
1953			Cliff Hagan	Boston Celtics	1977	2	24	Larry Johnson	Buffalo Braves	2006	1	21	Rajon Rondo	Phoenix Suns
			Frank Ramsey	Boston Celtics	1978	1	3	Rick Robey	Indiana Pacers	2008	2	58	Joe Crawford	Los Angeles Lakers
			Lou Tsioropoulos	Boston Celtics	1	16	Jack Givens	Atlanta Hawks	2009	2	41	Jodie Meeks	Milwaukee Bucks	
1955	5	34	Bill Evans	Rochester Royals		2	39	James Lee	Seattle Supersonics	2010	1	1	John Wall	Washington Wizards
1956			Jerry Bird	Minneapolis Lakers		3	45	Mike Phillips	New Jersey Nets		1	5	DeMarcus Cousins	Sacramento Kings
			Bob Burrow	Rochester Royals	1979	1	22	Kyle Macy	Phoenix Suns		1	14	Patrick Patterson	Houston Rockets
			Phil Grawemeyer	Minneapolis Lakers		6	111	Truman Clayton	Detroit Pistons		1	18	Eric Bledsoe	Oklahoma City Thunder
1957	10	73	Jerry Calvert	Philadelphia Warriors	1980	5	101	LaVon Williams	Cleveland Cavaliers		1	29	Daniel Orton	Orlando Magic
1958	2	10	Vernon Hatton	Cincinnati Royals		9	183	Jay Shidler	Chicago Bulls	2011	1	3	Enes Kanter	Utah Jazz
	4	37	Johnny Cox*	New York Knicks	1981	6	127	Fred Cowan	Houston Rockets		1	8	Brandon Knight	Detroit Pistons
	15	86	Adrian Smith	Cincinnati Royals	1982	7	145	Chuck Verderber	Chicago Bulls		2	45	Josh Harrellson	New Orleans Hornets
1959	4	30	Johnny Cox*	New York Knicks	1983	2	33	Dirk Minniefield	Dallas Mavericks		2	53	DeAndre Liggins	Orlando Magic
1960	4	32	Sid Cohen	Boston Celtics		3	67	Derrick Hord	Cleveland Cavaliers	2012	1	1	Anthony Davis	New Orleans Hornets
	6	48	Roger Newman*	Boston Celtics		6	134	Charles Hurt	Milwaukee Bucks		1	2	Michael Kidd-Gilchrist	Charlotte Bobcats
	7	53	Bennie Coffman	Syracuse Nationals	1984	1	2	Sam Bowie	Portland Trail Blazers		1	18	Terrence Jones	Houston Rockets
	18	92	Don Mills	Cincinnati Royals		1	6	Melvin Turpin	Washington Bullets		1	29	Marquis Teague	Chicago Bulls
1961	5	45	Billy Ray Lickert	Los Angeles Lakers		4	81	Dickey Beal	Atlanta Hawks		2	42	Doron Lamb	Milwaukee Bucks
	5	64	Roger Newman*	Syracuse Nationals		6	127	Jim Master	Atlanta Hawks		2	46	Darius Miller	New Orleans Hornets
	13	102	Ned Jennings	New York Knicks		8	163	Tom Heitz	Indiana Pacers	2013	1	6	Nerlens Noel	New Orleans Pelicans
1962	8	61	Larry Pursiful	Chicago Zephyrs	1986	1	5	Kenny Walker	New York Knicks		1	29	Archie Goodwin	Oklahoma City Thunder
1964	2	12	Cotton Nash	Los Angeles Lakers		5	115	Roger Harden	Los Angeles Lakers					
1966	3	24	Tommy Kron	St. Louis Hawks	1987	5	94	James Blackmon	New Jersey Nets					
1967	1	7	Pat Riley	San Diego Rockets	1988	1	8	Rex Chapman	Charlotte Hornets					
	4	38	Louie Dampier	Cincinnati Royals		3	51	Rob Lock	Los Angeles Clippers					
1968	5	60	Thad Jaracz	Boston Celtics		3	60	Ed Davender	Washington Bullets					
	9	119	Cliff Berger	Milwaukee Bucks		3	64	Winston Bennett	Cleveland Cavaliers					

*-1st instance of name signifies junior-eligible draft
 **-Selected second overall in 1971 NBA supplemental hardship draft





KENTUCKY'S TOURNAMENT HISTORY



KENTUCKY IN THE NCAA

NCAA BASKETBALL'S ELITE

NCAA Championships

1.....UCLA	11
2..... KENTUCKY	8
3.....Indiana	5
.....North Carolina	5
5.....Duke	4

NCAA Final Fours

1.....North Carolina	18
2.....UCLA	17
3..... KENTUCKY	15
.....Duke	15
5.....Kansas	14

NCAA Final Four Wins

1.....UCLA	25
2..... KENTUCKY	18
3.....Duke	15
.....North Carolina	15
5.....Kansas	14

NCAA Tournament Appearances

1..... KENTUCKY	52
2.....North Carolina	44
3.....UCLA	43
4.....Kansas	42
5.....Louisville	39

Tournament Games

1..... KENTUCKY	157
2.....North Carolina	151
3.....Kansas	135
4.....Duke	132
5.....UCLA	131

Tournament Wins

1..... KENTUCKY	111
2.....North Carolina	109
3.....Duke	99
4.....Kansas	95
.....UCLA	95

Tournament Winning Percentage

1.....Duke	.762 (99-31)
2.....UCLA	.726 (95-36)
3.....North Carolina	.722 (109-42)
4..... KENTUCKY	.707 (111-46)
5.....Kansas	.699 (95-41)

Kentucky's NCAA Tournament Tradition

Kentucky has made *52 appearances in the NCAA Tournament — more than any other school. Kentucky has captured the NCAA title eight times. Through the years, the Wildcats have racked up an impressive 111-46 NCAA Tournament record.

Totals:

52 appearances, won 111, lost 46; Eight NCAA Championships; Runner-up three times; 15 Final Four appearances; 34 Elite Eight appearances.

Years in NCAA Tourney:

1942-45-48-49-51-52-55-56-57-58-59-61-62-64-66-68-69-70-71-72-73-75-77-78-80-81-82-83-84-85-86-87-*92-93-94-95-96-97-98-99-00-01-02-03-04-05-06-07-08-10-11-12.

*1988 appearance vacated as part of NCAA sanctions.

Kentucky in the NCAA Record Books

The Wildcats hold numerous records in NCAA play, both as a team and individually. Here are the NCAA records held by the Wildcats:

Fewest Points Allowed (single game, since 1938):

6 — Kentucky (75) vs. Arkansas State, Jan. 8, 1945; and Tennessee (11) vs. Temple, Dec. 15, 1973

Fewest Field Goals (single game, since 1938):

2 — Arkansas State vs. Kentucky, Jan. 8, 1945; Duke vs. N.C. State, March 8, 1968

Most Rebounds (single game):

108 — Kentucky vs. Ole Miss, Feb. 8, 1964

Most Consecutive Homecourt Victories:

129 — Kentucky, from Jan. 4, 1943, to Jan. 8, 1955 (ended by Georgia Tech, 59-58)

Unbeaten Teams (since 1938, UK is one of 12 schools):

1954 — Kentucky (25-0)

30-Game Winners (UK has registered more 30-game winning seasons than any other school in the NCAA):

13; breakdown of 30-game winning seasons below:

38 — KENTUCKY, 2012 (NCAA record)

36 — KENTUCKY, 1948

35 — KENTUCKY, 1997

KENTUCKY, 1998

KENTUCKY, 2010

34 — KENTUCKY, 1947

32 — KENTUCKY, 1949

KENTUCKY, 1951

KENTUCKY, 1986

KENTUCKY, 2003

30 — KENTUCKY, 1978

KENTUCKY, 1993

KENTUCKY, 1996

Most Wins by a Coach in his First Year at a School:

35 — Tubby Smith, Kentucky, 1998 & John Calipari, Kentucky, 2010

KENTUCKY

IN THE NCAA TOURNAMENT



ANTHONY DAVIS



TONY DELK

All-Time

Most Tournament Appearances: 52 – Kentucky
Most Tournament Games: 157 – Kentucky
Most Tournament Wins: 111 – Kentucky

Series

Most Assists in a Tournament: 143 – Kentucky, 1996 (6 games)
Most Blocks in a Tournament: 48 – Kentucky, 1998 (6 games)

Team

Fewest Points in a Final Four Game: 28 – Kentucky vs. Dartmouth (47), 1942
Most Blocks in a Tournament Game: 14 – Kentucky vs. UCLA, 1998
Most Blocks in a Tournament Game (Two Teams): 20 – Kentucky (14) vs. UCLA (6), 1998
Most Personal Fouls by Two Final Four Teams: 61 – Syracuse (30) vs. Kentucky (31), 1975

Individual

Highest FG%: 100.0% (Tied) – Kenny Walker (11-11) vs. Western Kentucky, 1986

Team – Championship Game

Largest Halftime Deficit Overcome: 10 – Kentucky (31) vs. Utah (41), 1998
Most Points Scored by Two Teams: 182 – Kentucky (94) vs. Duke (88), 1978
Most FG Made by Two Teams: 71 – UCLA (38) vs. Kentucky (33), 1975
Most 3FG: 12 – Kentucky vs. Syracuse, 1996 (12-27)
Most Disqualifications: 4 – Kentucky vs. Arizona, 1997
Most Blocks: 11 – Kentucky vs. Kansas, 2012

Individual – Championship Game

Blocks: 6 (Tied) – Anthony Davis vs. Kansas, 2012
Most 3FG: 7 (Tied) – Tony Delk (7-12) vs. Syracuse, 1996

NCAA SEASONAL STATISTICAL CHAMPIONS

KENTUCKY

Won-Lost Pct.

1954 – 1.000 (25-0)
 2012 – .950 (38-2)
 1978 – .938 (30-2)
 2003 – .889 (32-4)
 2010 – .921 (35-3)
 2012 – .950 (38-2)

Scoring Offense

1952 – 82.3 ppg

Scoring Margin

1949 – 24.3 ppg (68.2 – 43.9)
 1951 – 22.2 ppg (74.7 – 52.5)
 1952 – 26.9 ppg (82.3 – 55.4)
 1954 – 27.2 ppg (87.5 – 60.3)
 1957 – 14.8 ppg (84.2 – 69.4)
 1995 – 18.4 ppg (87.4 – 69.0)
 1996 – 22.1 ppg (91.4 – 69.4)
 1997 – 20.3 ppg (83.1 – 62.8)
 2012 – 16.8 ppg (77.4 – 60.6)

Rebounds

1951 – 2,109

FG Pct.

1983 – .556

3FG Made

1990 – 10.04 pg

Assists

1996 – 21.8 pg
 1997 – 19.4 pg

Blocked Shots

2012 – 8.6 bpg

FG Pct. Defense

2012 – 37.4

ALL-TIME WINNINGEST TEAMS


	School Name	First Year	Yrs.	Won	Lost	Tied	Pct.
1.	Kentucky	1903	110	2,111	661	1	.761
2.	Kansas	1899	115	2,101	812	0	.721
3.	North Carolina	1911	103	2,090	745	0	.737
4.	Duke	1906	108	2,001	840	0	.704
5.	Syracuse	1901	112	1,874	832	0	.693
6.	Temple	1895	117	1,814	992	0	.646
7.	St. John's (N.Y.)	1908	106	1,754	931	0	.653
8.	UCLA	1920	94	1,753	779	0	.692
9.	Notre Dame	1898	115	1,748	949	1	.648
10.	Indiana	1901	113	1,719	966	0	.640
11.	Penn	1897	113	1,706	1,021	2	.626
12.	Louisville	1912	99	1,697	869	0	.661

	School Name	First Year	Yrs.	Won	Lost	Tied	Pct.
13.	BYU	1903	111	1,690	1,026	0	.622
	Illinois	1906	108	1,690	910	0	.650
15.	Utah	1909	105	1,685	936	0	.643
16.	Washington	1896	111	1,683	1,095	0	.606
17.	Western Kentucky	1915	94	1,675	844	0	.665
18.	Texas	1906	107	1,674	995	0	.627
19.	Purdue	1897	115	1,658	972	0	.630
20.	Oregon State	1902	112	1,654	1,251	0	.569
21.	Cincinnati	1902	112	1,646	963	0	.631
22.	Arizona	1905	108	1,645	900	0	.646
23.	Princeton	1901	113	1,636	1,025	0	.615
24.	West Virginia	1904	104	1,634	1,024	0	.615
25.	North Carolina St.	1913	101	1,617	980	0	.623

ALL-TIME WINNING PERCENTAGE

	School Name	First Year	Yrs.	Won	Lost	Tied	Pct.
1.	Kentucky	1903	110	2,111	661	1	.761
2.	North Carolina	1911	103	2,090	745	0	.737
3.	Kansas	1899	115	2,101	812	0	.721
4.	Duke	1906	108	2,001	840	0	.704
5.	Syracuse	1901	112	1,874	832	0	.693
6.	UCLA	1920	94	1,753	779	0	.692
	UNLV	1920	94	1,753	779	0	.692
8.	Western Kentucky	1915	94	1,675	844	0	.665
9.	Louisville	1912	99	1,697	869	0	.661
10.	St. John's (N.Y.)	1908	106	1,754	931	0	.653
11.	Illinois	1906	108	1,690	910	0	.650
12.	Notre Dame	1898	115	1,748	949	1	.648

	School Name	First Year	Yrs.	Won	Lost	Tied	Pct.
13.	Arizona	1905	108	1,645	900	0	.646
	Temple	1895	117	1,814	992	0	.646
15.	Missouri St.	1909	101	1,575	876	0	.643
	Murray St.	1926	88	1,501	835	0	.643
	Utah	1909	105	1,685	936	0	.643
	VCU	1971	43	818	455	0	.643
19.	Connecticut	1901	110	1,589	888	0	.642
20.	Indiana	1901	113	1,719	966	0	.640
21.	Arkansas	1924	90	1,556	880	0	.639
	Weber St.	1963	51	945	535	0	.639
23.	Villanova	1921	93	1,584	903	0	.637
24.	Cincinnati	1902	112	1,646	963	0	.631
25.	Purdue	1897	115	1,658	972	0	.630



KENNY WALKER IS AMONG A SELECT GROUP WHO WAS PERFECT FROM THE FIELD (11-11) IN AN NCAA TOURNAMENT.

UK'S NCAA

TOURNAMENT GAME HIGHS

Team Points

113, Mount Saint Mary's (1995, 1st Round)
 110, San Jose State (1996, 1st Round)
 109, Notre Dame (1970, Sweet 16)
 106, Florida State (1993, Elite 8)
 106, Iowa State (1992, 2nd Round)
 106, Austin Peay (1973, Sweet 16) [OT]
by Opponent
 107 by Western Kentucky (1971, Sweet 16)
 106 by Jacksonville (1970, Elite 8)
 104 by Duke (1992, Elite 8) [OT]

Winning Margin

+46, Mount St. Mary's, 1995 (1st Round) [113-67]
 +44, Rider, 1993 (1st Round) [96-52]
 +38, Montana, 1997 (1st Round) [92-54]
 +38, San Jose State, 1996 (1st Round) [110-72]
 +34, Wake Forest, 1993 (Sweet 16) [103-69]
 +33, Notre Dame, 1958 (Elite 8) [89-56]

Individual Points

44, Dan Issel vs. Notre Dame (1970, Sweet 16)
 41, Tayshaun Prince vs. Tulsa (2002, 2nd Round)
 41, Jack Givens vs. Duke (1978, Finals)
 36, Dan Issel vs. Miami, Ohio (1969, Reg. Cons.)
 36, Dan Issel vs. Marquette (1968, Sweet 16)

by Opponent

52 by Austin Carr, Notre Dame (1970, Sweet 16)
 36 by Henry Finkel, Dayton (1966, Sweet 16)
 35 by Jim McDaniels, Western Kentucky (1971, Sweet 16)
 34 by Carl Cain, Iowa (1956, Elite 8)
 33 by Kent Benson, Indiana (1975, Elite 8)
 33 by Jerry Lucas, Ohio State (1962, Elite 8)
 33 by Jerry Lucas, Ohio State (1961, Elite 8)

Field Goals

18, Jack Givens vs. Duke (1978 Championship) [27 attempts]
 17, Dan Issel vs. Notre Dame (1970 Sweet 16) [28 attempts]
 15, Jim Andrews vs. Austin Peay (1973 Sweet 16) [19 attempts]
 14, Tayshaun Prince vs. Tulsa (2002 2nd Round) [21 attempts]
 14, Dan Issel vs. Marquette (1968 Sweet 16) [18 attempts]
 14, Louie Dampier vs. Dayton (1966 Sweet 16) [23 attempts]
 14, Bob Burrow vs. Wayne State (1956 Sweet 16)

by Opponent

22 by Austin Carr, Notre Dame (1970, 1st Round) [35 attempts]
 15 by Henry Finkel, Dayton (1966, Sweet 16) [26 attempts]

Field Goal Attempts

30, Kevin Grevey vs. UCLA (1975 Championship) [13 made]
 29, Bill Spivey vs. Kansas State (1951 Championship) [9 made]
 28, Dan Issel vs. Notre Dame (1970 Sweet 16) [17 made]
 27, Jack Givens vs. Duke (1978 Championship) [18 made]
 27, Pat Riley vs. Michigan (1966 Elite 8) [13 made]
 27, Cotton Nash vs. Loyola (1964 Reg. Cons.) [11 made]

by Opponent

35 by Austin Carr, Notre Dame (1970, 1st Round) [22 made]
 32 by Elgin Baylor, Seattle (1958, Nat. Championship) [9 made]
 31 by James Williams, Austin Peay (1973, Sweet 16) [13 made]
 29 by Don Hennon, Pittsburgh (1957, Sweet 16) [11 made]
 26 by Ron Carter, VMI (1977, Sweet 16) [13 made]
 26 by Henry Finkel, Dayton (1966, Sweet 16) [15 made]
 26 by Bob Brown, Louisville (1951, 1st Round) [7 made]

Field Goal Percentage (min. 8 attempts)

1.000, Kenny Walker vs. W. Kentucky (1986, 2nd Round) [11-11]
 .909, Travis Ford vs. Wake Forest (1993, Sweet 16) [10-11]
 .900, DeMarcus Cousins vs. Wake Forest (2010, 2nd Rd.) [9-10]
 .900, Patrick Patterson vs. E. Tenn. State (2010, 1st Rd.) [9-10]
 .875, Josh Harrellson vs. Princeton (2011, 2nd Rd.) [7-8]
 .875, Anthony Davis vs. Louisville (2012, Final Four) [7-8]

by Opponent

1.000 by Christian Laettner, Duke (1992, Elite 8) [10-of-10]
 .900 by Ben Caton, Utah (1996, Sweet 16) [9-of-10]
 .875 by Ric Cobb, Marquette (1969, Sweet 16) [7-of-8]
 .818 by Randy Ayers, Miami, Ohio (1978, Sweet 16) [9-of-11]

3-Point Field Goals

8, Eric Bledsoe vs. E. Tenn. State (2010, 1st Rd.) [9 attempts]
 7, Tony Delk vs. Syracuse (1996 Championship) [12 attempts]
 6, Tayshaun Prince vs. Tulsa (2002 2nd Round) [8 attempts]
 6, Tayshaun Prince vs. Iowa (2001 2nd Round) [8 attempts]
 5, 13 players (Last Doron Lamb 2012 3rd Round) [7 attempts]

by Opponent

6 by David Bluthenthal, USC (2001, Sweet 16) [9 attempts]
 6 by Dean Oliver, Iowa (2001, 2nd Round) [9 attempts]
 6 by Jeff Boschee, Kansas (1999, 2nd Round) [18 attempts]
 6 by Tyler Brown, S. Carolina St. (1998, 1st Round) [10 attempts]

3-Point Field Goals Attempts

14, Tony Delk vs. North Carolina (1995 Elite 8) [5 made]
 12, Scott Padgett vs. Arizona (1997

Championship) [3 made]
 12, Tony Delk vs. Syracuse (1996 Championship) [7 made]
 12, Tony Delk vs. Marquette (1994 2nd Round) [5 made]
 11, Brandon Knight vs. UNC (2011 2nd Round) [5 made]
by Opponent
 18 by Jeff Boschee, Kansas (1999, 2nd Round) [6 made]

3-Point Field Goal Percentage (min. 5 attempts)

1.000, Jamal Mashburn vs. Wake Forest (1993, Sweet 16) [5-5]
 .889, Eric Bledsoe vs. E. Tenn. State (2010 1st Rd.) [8-9]
 .833, Cameron Mills vs. St. Joseph's (1997, Sweet 16) [5-6]
 .833, Travis Ford vs. Wake Forest (1993, Sweet 16) [5-6]
 .800, John Pelphrey vs. Iowa State (1992, 2nd Round) [4-5]

by Opponent

.833 by Shannon Brown, Michigan State (2005, Elite 8) [5-of-6]
 .714 by Kirk Penney, Wisconsin (2003, Sweet 16) [5-of-7]
 .667, five players

Free Throws

17, Roger Newman vs. Ohio State (1961 Elite 8) [22 attempts]
 13, Scott Padgett vs. Kansas (1999 2nd Round) [17 attempts]
 13, Rodrick Rhodes vs. Tenn. St. (1994 1st Round) [19 attempts]
 13, Ed Davender vs. Maryland (1988 2nd Round) [14 attempts]
 13, Kenny Walker vs. Washington (1985 1st Round) [15 attempts]


by Opponent

16 by John Riser, Pittsburgh (1957, Sweet 16) [17 attempts]
 15 by Ron Bayless, Iowa State (1992, 2nd Round) [16 attempts]
 14 by Miles Simon, Arizona (1997 Championship) [17 attempts]
 14 by Dean Meminger, Marquette (1971, Reg. Consol.) [17 att.]
 14 by Jim Coleman, Loyola (1964, Elite 8) [17 attempts]

2013 - 2014 KENTUCKY MEN'S BASKETBALL



ERIC BLEDSOE



NAZR MOHAMMED

Free Throw Attempts

- 22, Roger Newman vs. Ohio State (1961 Elite 8) [17 made]
- 19, Rodrick Rhodes vs. Tenn. St. (1994 1st Round) [13 made]
- 17, Scott Padgett vs. Kansas (1999 2nd Round) [13 made]
- 15, Kenny Walker vs. Washington (1985 1st Round) [13 made]
- 15, Vernon Hatton vs. Seattle (1958 Championship) [12 made]

by Opponent

- 18 by Robert Kendrick, Wayne State (1956 Sweet 16) [10 made]
- 17 by Miles Simon, Arizona (1997 Championship) [14 made]
- 17 by Dean Meminger, Marquette (1971, Reg. Consolation) [14 made]
- 17 by Jim Coleman, Loyola (1964, Elite 8) [14 made]
- 17 by John Riser, Pittsburgh (1957, Sweet 16) [16 made]

Free Throw Percentage (min. 8 attempts)

- 1.000, Dan Issel vs. Miami, Ohio (1969, Reg. Cons.) [12-of-12]
- 1.000, Bobby Perry vs. UAB (2006, 1st Round) [10-of-10]
- 1.000, Mike Casey vs. Marquette (1969, Sweet 16) [10-of-10]
- 1.000, Cliff Hawkins vs. Utah (2003, 2nd Round) [8-of-8]
- 1.000, Nazr Mohammed vs. S. Carolina St. (1998, 1st Round) [8-of-8]
- 1.000, Derek Anderson vs. Utah (1996, Sweet 16) [8-of-8]
- 1.000, Travis Ford vs. Tennessee State (1994, 1st Round) [8-of-8]
- 1.000, Adrian Smith vs. Notre Dame (1958, Elite 8) [8-of-8]
- 1.000, Doron Lamb vs. Indiana (2012, Sweet 16) [8-of-8]

by Opponent

- 1.000 by Jim McDaniels, W. Kentucky (1971 Sweet 16) [11-of-11]
- 1.000 by Christian Laettner, Duke (1992 Elite 8) [10-of-10]
- 1.000 by Justin Thigpen, Iowa State (1992, 2nd round) [9-of-9]
- 1.000 by Arthur Lee, Stanford (1998 Championship) [9-of-9]
- 1.000 by Otto Petty, Florida State (1972, Elite 8) [9-of-9]
- 1.000 by Cazzie Russell, Michigan (1966 Elite 8) [9-of-9]
- 1.000 by Marc Jackson, Utah (2003, 2nd Round) [8-of-8]
- 1.000 by Oliver Robinson, UAB (1981, 2nd Round) [8-of-8]
- 1.000 by Mike Gminski, Duke (1978, Championship) [8-of-8]
- 1.000 by Steve Kraficisin, North Carolina (1977, Sweet 16) [8-of-8]
- 1.000 by Quincy Acy, Baylor (2012, Elite 8) [8-of-8]

Rebounds

- 21, Bill Spivey vs. Kansas State (1951, Finals)
- 16, Jim Andrews vs. Marquette (1972, Sweet 16)
- 16, Dan Issel vs. Marquette (1968, Sweet 16)
- 16, Bill Lickert vs. Morehead State (1961, Sweet 16)
- 16, Johnny Cox vs. Seattle (1958, Finals)
- 16, Ed Beck vs. Michigan State (1957, Elite 8)
- 16, Bill Spivey vs. Illinois (1951, Final Four)

by Opponent

- 30 by Jerry Lucas, Ohio State (1961, Elite 8)
- 23 by Kent Benson, Indiana (1975, Elite 8)
- 20 by Artis Gilmore, Jacksonville (1970, Elite 8)

- 19 by Elgin Baylor, Seattle (1958, National Championship)
- 18 by Caswell Cyrus, St. Bonaventure (2000, 1st Round)
- 18 by Howard Jackson, Austin Peay (1973, Sweet 16)
- 18 by Les Hunter, Loyola (1964, Regional Consolation)
- 18 by Johnny Green, Michigan State (1957, Sweet 16)
- 18 by Bob Lochmuller, Louisville (1951, 1st Round)

Assists

- 14, Dicky Beal vs. BYU (1984, 2nd Round)
 - 11, John Wall vs. E. Tennessee State (2010, 1st Round)
 - 9, Wayne Turner vs. Saint Louis (1998, 2nd Round)
 - 9, Sean Woods vs. Duke (1992, Elite 8) [OT]
 - 9, Sean Woods vs. Iowa State (1992, 2nd Round)
 - 9, Roger Harden vs. Alabama (1986, Sweet 16)
 - 9, Dicky Beal vs. Louisville (1984, Sweet 16)
 - 9, Scotty Baesler vs. Ohio State (1962, Elite 8)
- ### by Opponent
- 14 by Andre McCarter, UCLA (1975, National Championship)
 - 12 by Edgar Padilla, Massachusetts (1996, Final Four)
 - 11 by Dwayne Wade, Marquette (2003, Elite 8)
 - 11 by Mateen Cleaves, Michigan State (1999, Elite 8)
 - 11 by Bruce Douglass, Illinois (1984, Elite 8)

Blocks

- 7, Anthony Davis vs. Western Kentucky (2012, 2nd Round)
- 6, Anthony Davis vs. Kansas (2012, National Championship)
- 6, Anthony Davis vs. Indiana (2012, Sweet 16)
- 6, Jamaal Magloire vs. UCLA (1998, Sweet 16)
- 6, Nazr Mohammed vs. UCLA (1998, Sweet 16)
- 4, DeMarcus Cousins vs. E. Tennessee State (2010, 1st Round)
- 4, Jamaal Magloire vs. Saint Louis (1998, 2nd Round)
- 4, Jamaal Magloire vs. Montana (1997, 1st Round)
- 4, Mark Pope vs. San Jose State (1996, 1st Round)
- 4, Andre Riddick vs. Rider (1993, 1st Round)
- 4, Melvin Turpin vs. Middle Tennessee State (1982, 1st Round)

Steals

- 6, Anthony Epps vs. San Jose State (1996, 1st Round)
- 6, Antoine Walker vs. San Jose State (1996, 1st Round)
- 6, Dicky Beal vs. Louisville (1984, Sweet 16)
- 5, Patrick Sparks vs. Connecticut (2006, 2nd Round)
- 5, Rajon Rondo vs. Eastern Kentucky (2005, 1st Round)
- 5, Anthony Epps vs. Minnesota (1997, Final 4)
- 5, Wayne Turner vs. Minnesota (1997, Final 4)
- 5, Wayne Turner vs. Utah (1997, Elite 8)
- 5, Wayne Turner vs. Montana (1997, 1st Round)
- 5, Anthony Epps vs. Tulane (1995, 2nd Round)
- 5, Rodrick Rhodes vs. Tennessee State (1994, 1st Round)

YEAR-BY-YEAR

IN THE NCAA

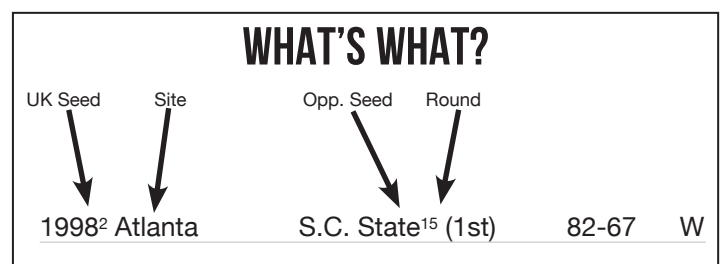
Year	Location	Opponent	Score	W/L	Year	Location	Opponent	Score	W/L			
1942	New Orleans	Illinois (RS)	46-44	W	1969	Madison	Marquette (RS)	74-81	L			
		Dartmouth (RF)	28-47	L			Miami, Ohio (Cons.)	72-71	W			
1945	New York	Ohio State (RS)	37-45	L	1970	Columbus	Notre Dame (RS)	109-99	W			
		Tufts (Cons.)	66-56	W			Jacksonville (RF)	100-106	L			
1948	New York	Columbia (RS)	76-53	W	1971	Athens	Western Kentucky (RS)	83-107	L			
		Holy Cross (RF)	60-52	W			Marquette (Cons.)	74-91	L			
		Baylor (NF)	58-42	W	1972	Dayton	Marquette (RS)	85-69	W			
1949	New York	Villanova (RS)	85-72	W			Florida State (RF)	54-73	L			
		Illinois (RF)	76-47	W	1973	Nashville	Austin Peay (RS) [OT]	106-100	W			
Seattle	Oklahoma State (NF)	46-36	W	Indiana (RF)			65-72	L				
		1951	Raleigh	Louisville (1st)	79-68	W	1975	Tuscaloosa	Marquette (1st)	76-54	W	
New York	St. John's (RS)			59-43	W	Dayton			Central Michigan (RS)	90-73	W	
Illinois (RF)	76-74	W	Indiana (RF)	92-90	W	San Diego	Syracuse (NS)	95-79	W			
							Minneapolis	Kansas State (NF)	68-58	W	UCLA (NF)	85-92
1952	Raleigh	Penn State (RS)	82-54	W	1977	Philadelphia	Princeton (1st)	72-58	W			
		St. John's (RF)	57-64	L			College Park	VMI (RS)	93-78	W		
1955	Evanston	Marquette (RS)	71-79	L	North Carolina (RF)	72-79	L	1978	Knoxville	Florida State (1st)	85-76	W
		Penn State (Cons.)	84-59	W	Dayton	Miami, Ohio (RS)	91-69			W		
1956	Iowa City	Wayne State (RS)	84-64	W	Michigan State (RF)	52-49	W	St. Louis	Arkansas (NS)	64-59	W	
		Iowa (RF)	77-89	L	Duke (NF)	94-88	W					
1957	Lexington	Pittsburgh (RS)	98-92	W	1980 ¹	Bowling Green	Florida State ⁸ (2nd)	97-78	W			
		Michigan State (RF)	68-80	L			Lexington	Duke ⁴ (RS)	54-55	L		
1958	Lexington	Miami, Ohio (RS)	94-70	W	1981 ²	Tuscaloosa	UAB ⁷ (2nd)	62-69	L			
		Notre Dame (RF)	89-56	W			1982 ⁶	Nashville	Middle Tennessee ¹¹ (1st)	44-50	L	
		Louisville	Tempe (NS)	61-60	W	1983 ³			Tampa	Ohio ¹¹ (2nd)	57-40	W
Seattle (NF)	84-72	W	Knoxville	Indiana ² (RS)	64-59		W					
1959	Evanston	Louisville (RS)	61-76	L	Louisville ¹ (RF) [OT]	68-80	L	1984 ¹	Birmingham	BYU ⁸ (2nd)	93-68	W
		Marquette (Cons.)	98-69	W	Lexington	Louisville ⁵ (RS)	72-67			W		
1961	Louisville	Morehead State (RS)	71-64	W	Illinois ² (RF)	54-51	W	Seattle	Georgetown ¹ (NS)	40-53	L	
		Ohio State (RF)	74-87	L	1985 ¹²	Salt Lake City	Washington ⁵ (1st)			66-58	W	
1962	Iowa City	Butler (RS)	81-60	W			UNLV ⁴ (2nd)	64-61	W	Denver	St. John's ¹ (RS)	70-86
		Ohio State (RF)	64-74	L	1986 ¹	Charlotte	Davidson ¹⁶ (1st)	75-55	W			
1964	Minneapolis	Ohio (RS)	69-85	L			Western Ky. ⁸ (2nd)	71-64	W	Atlanta	Alabama ⁵ (RS)	68-63
		Loyola, Chi. (Cons.)	91-100	L	LSU ¹¹ (RF)	57-59	L					
1966	Iowa City	Dayton (RS)	86-79	W								
		Michigan (RF)	84-77	W								
College Park	Duke (NS)	83-79	W	UTEP (NF)	65-72	L						
1968	Lexington	Marquette (RS)	107-89	W								
		Ohio State (RF)	81-82	L								

2013 - 2014 KENTUCKY MEN'S BASKETBALL

Year	Location	Opponent	Score	W/L
1987 ⁸	Atlanta	Ohio State ⁹ (1st)	77-91	L
*1988 ²	Cincinnati	Southern ¹⁵ (1st)	99-84	W
		Maryland ⁷ (2nd)	90-81	W
	Birmingham	Villanova ⁶ (RS)	74-80	L
1992 ²	Worcester	Old Dominion ¹⁵ (1st)	88-69	W
		Iowa State ¹⁰ (2nd)	106-98	W
	Philadelphia	Massachusetts (RS)	87-77	W
		Duke (RF) [OT]	103-104	L
1993 ¹	Nashville	Rider ¹⁶ (1st)	96-52	W
		Utah ⁸ (2nd)	83-62	W
	Charlotte	Wake Forest ⁵ (RS)	103-69	W
		Florida State ³ (RF)	106-81	W
	New Orleans	Michigan ¹ (NS) [OT]	78-81	L
1994 ³	St. Petersburg	Tennessee State ¹⁴ (1st)	83-70	W
		Marquette ⁶ (2nd)	63-75	L
1995 ¹	Memphis	Mt. St. Mary's ¹⁶ (1st)	113-67	W
		Tulane ⁹ (2nd)	82-60	W
	Birmingham	Arizona State ⁵ (RS)	97-73	W
		North Carolina ² (RF)	61-74	L
1996 ¹	Dallas	San Jose State ¹⁶ (1st)	110-72	W
		Virginia Tech ⁹ (2nd)	84-60	W
	Minneapolis	Utah ⁴ (RS)	101-70	W
		Wake Forest ² (RF)	83-63	W
	E. Rutherford	Massachusetts ¹ (NS)	81-74	W
		Syracuse ⁴ (NF)	76-67	W
1997 ¹	Salt Lake City	Montana ¹⁶ (1st)	92-54	W
		Iowa ⁸ (2nd)	75-69	W
	San Jose	St. Joseph's ⁴ (RS)	83-68	W
		Utah ² (RF)	72-59	W
	Indianapolis	Minnesota ¹ (NS)	78-69	W
		Arizona ⁴ (NF) [OT]	79-84	L
1998 ²	Atlanta	S.C. State ¹⁵ (1st)	82-67	W
		Saint Louis ¹⁰ (2nd)	88-61	W
	St. Petersburg	UCLA ⁶ (RS)	94-68	W
		Duke ¹ (RF)	86-84	W
	San Antonio	Stanford ³ (NS) [OT]	86-85	W
		Utah ³ (NF)	78-69	W
1999 ³	New Orleans	New Mexico State ¹⁴ (1st)	82-60	W
		Kansas ⁶ (2nd) [OT]	92-88	W
	St. Louis	Miami, Ohio ¹⁰ (RS)	58-43	W
		Michigan State ¹ (RF)	66-73	L
2000 ⁵	Cleveland	St. Bonaventure ¹² (1st) [2OT]	85-80	W
		Syracuse ⁴	50-52	L
2001 ²	Long Island	Holy Cross ¹⁵ (1st)	72-68	W
		Iowa ⁷ (2nd)	92-79	W
	Philadelphia	Southern Cal ⁶ (RS)	76-80	L

2002 ⁴	St. Louis	Valparaiso ¹³ (1st)	83-68	W	
		Tulsa ¹² (2nd)	87-82	W	
		Syracuse	Maryland ¹ (RS)	68-78	L
2003 ¹	Nashville	IUPUI ¹⁶ (1st)	95-64	W	
		Utah ⁹ (2nd)	74-54	W	
	Minneapolis	Wisconsin ⁵ (RS)	63-57	W	
		Marquette ³ (RF)	69-83	L	
2004 ¹	Columbus	Florida A&M ¹⁶ (1st)	96-76	W	
		UAB ⁹ (2nd)	75-76	L	
2005 ²	Indianapolis	Eastern Kentucky ¹⁵ (1st)	72-64	W	
		Cincinnati ⁷ (2nd)	69-60	W	
	Austin	Utah ⁶ (RS)	62-52	W	
		Michigan State ⁵ (RF) [2OT]	88-94	L	
2006 ⁸	Philadelphia	UAB ⁹ (1st)	69-64	W	
		Connecticut ¹ (2nd)	83-87	L	
2007 ⁸	Chicago	Villanova ⁹ (1st)	67-58	W	
		Kansas ¹ (2nd)	76-88	L	
2008 ¹¹	Anaheim	Marquette ⁶ (1st)	66-74	L	
2010 ¹	New Orleans	East Tennessee State ¹⁶ (1st)	100-71	W	
	New Orleans	Wake Forest ⁹ (2nd)	90-60	W	
	Syracuse	Cornell ¹² (RS)	62-45	W	
	Syracuse	West Virginia ² (RF)	66-73	L	
2011 ⁴	Tampa	Princeton ¹³ (2nd)	59-57	W	
	Tampa	West Virginia ⁵ (3rd)	71-63	W	
	Newark	Ohio State ¹ (RS)	62-60	W	
	Newark	North Carolina ² (RF)	76-69	W	
	Houston	Connecticut ³ (NS)	55-56	L	
2012 ¹	Louisville	Western Kentucky ¹⁶ (2nd)	81-66	W	
	Louisville	Iowa State ⁹ (3rd)	87-71	W	
	Atlanta	Indiana ⁴ (RS)	102-90	W	
	Atlanta	Baylor ³ (RF)	82-70	W	
	New Orleans	Louisville ⁴ (NS)	69-61	W	
	New Orleans	Kansas ² (NF)	67-59	W	

• As part of sanctions imposed by the NCAA, UK had to erase from its records the three games played in the NCAA Tournament: a 99-84 win over Southern, a 90-81 win over Maryland and an 80-74 loss to Villanova.



UK VS. NCAA

TOURNAMENT OPPONENTS

Opponent	First Meeting	Last Meeting	W-L	Opponent	First Meeting	Last Meeting	W-L
Alabama	1986		1-0	Montana	1997		1-0
UAB	1981	2006	1-2	Morehead State	1961		1-0
Arizona	1997		0-1	Mount St. Mary's	1995		1-0
Arizona State	1995		1-0	UNLV	1985		1-0
Arkansas	1978		1-0	New Mexico State	1999		1-0
Austin Peay	1973		1-0	North Carolina	1977	2011	1-2
Baylor	1948	2012	2-0	Notre Dame	1958	1970	2-0
BYU	1984		1-0	Ohio	1964	1983	1-1
Butler	1962		1-0	Ohio State	1945	2011	1-5
Central Michigan	1975		1-0	Oklahoma State	1949		1-0
Cincinnati	2005		1-0	Old Dominion	1992		1-0
Columbia	1948		1-0	Penn State	1952	1955	2-0
Connecticut	2006	2011	0-2	Pittsburgh	1957		1-0
Cornell	2010		1-0	Princeton	1977	2011	2-0
Dartmouth	1942		0-1	Rider	1993		1-0
Davidson	1986		1-0	St. Bonaventure	2000		1-0
Dayton	1966		1-0	St. John's	1951	1985	1-2
Duke	1966	1998	3-2	St. Joseph's	1997		1-0
Eastern Kentucky	2005		1-0	Saint Louis	1998		1-0
East Tennessee State	2010		1-0	San Jose State	1996		1-0
Florida A&M	2004		1-0	Seattle	1958		1-0
Florida State	1972	1993	3-1	South Carolina St.	1998		1-0
Georgetown	1984		0-1	Southern Cal	2001		0-1
Holy Cross	1948	2001	2-0	Stanford	1998		1-0
Illinois	1942	1984	4-0	Syracuse	1975	2000	2-1
Indiana	1973	2012	3-1	Temple	1958		1-0
IUPUI	2003		1-0	Tennessee State	1994		1-0
Iowa	1956	2001	2-1	UTEP	1966		0-1
Iowa State	1992	2012	2-0	Tufts	1945		1-0
Jacksonville	1970		0-1	Tulane	1995		1-0
Kansas	1999	2012	2-1	Tulsa	2002		1-0
Kansas State	1951		1-0	UCLA	1975	1998	1-1
LSU	1986		0-1	Utah	1993	2005	6-0
Louisville	1951	2012	3-2	Valparaiso	2002		1-0
Loyola, Ill.	1964		0-1	Villanova	1949	2007	2-0
Marquette	1955	2008	4-6	VMI	1977		1-0
Maryland	2002		0-1	Virginia Tech	1996		1-0
Massachusetts	1992	1996	2-0	Wake Forest	1993	2010	3-0
Miami, Ohio	1958	1999	4-0	Washington	1985		1-0
Michigan	1966	1993	1-1	Wayne	1956		1-0
Michigan State	1957	2005	1-3	West Virginia	2010	2011	1-1
Middle Tennessee	1982		0-1	Western Kentucky	1971	2012	2-1
Minnesota	1997		1-0	Wisconsin	2003		1-0
				Totals			111-46

NCAA FINAL FOUR

RESULTS

Year	Champion	Score	Runner-up	3rd Place	4th Place	Site of Finals	Coach of Champions	Outstanding Player
1939	Oregon	46-33	Ohio State	*Oklahoma	*Villanova	Evanston, Ill.	Howard Hobson, Oregon	None Selected
1940	Indiana	60-42	Kansas	*Duquesne	*Southern Cal	Kansas City, Mo.	Branch McCracken, Indiana	Marvin Huffman, Indiana
1941	Wisconsin	39-34	Washington State	*Pittsburgh	*Arkansas	Kansas City, Mo.	Harold Foster, Wisconsin	John Kotz, Wisconsin
1942	Stanford	53-38	Dartmouth	*Kentucky	*Colorado	Kansas City, Mo.	Everett Dean, Stanford	Howard Dallmar, Stanford
1943	Wyoming	46-34	Georgetown	*Texas	*DePaul	New York	Everett Shelton, Wyoming	Ken Sailors, Wyoming
1944	Utah	42-40\$	Dartmouth	*Iowa State	*Ohio State	New York	Vadal Peterson, Utah	Arnold Ferrin, Utah
1945	Oklahoma State	49-45	New York U.	*Arkansas	*Ohio State	New York	Henry Iba, Oklahoma State	Bob Kurland, Oklahoma State
1946	Oklahoma State	43-40	North Carolina	Ohio State	California	New York	Henry Iba, Oklahoma State	Bob Kurland, Oklahoma State
1947	Holy Cross	58-47	Oklahoma	Texas	CCNY	New York	Alvin Julian, Holy Cross	George Kaftan, Holy Cross
1948	Kentucky	58-42	Baylor	Holy Cross	Kansas State	New York	Adolph Rupp, Kentucky	Alex Groza, Kentucky
1949	Kentucky	46-36	Oklahoma State	Illinois	Oregon State	Seattle, Wash.	Adolph Rupp, Kentucky	Alex Groza, Kentucky
1950	CCNY	71-68	Bradley	N.C. State	Baylor	New York	Nat Holman, CCNY	Irwin Dambrot, CCNY
1951	Kentucky	68-58	Kansas State	Illinois	Oklahoma St.	Minneapolis, Minn.	Adolph Rupp, Kentucky	Bill Spivey, Kentucky
1952	Kansas	80-63	St. John's	Illinois	Santa Clara	Seattle, Wash.	Forrest Allen, Kansas	Clyde Lovelette, Kansas
1953	Indiana	69-68	Kansas	Washington	LSU	Kansas City, Mo.	Branch McCracken, Indiana	B.H. Born, Kansas
1954	LaSalle	92-76	Bradley	Penn State	Southern Cal	Kansas City, Mo.	Kenneth Loeffler, LaSalle	Tom Gola, LaSalle
1955	San Francisco	77-63	LaSalle	Colorado	Iowa	Kansas City, Mo.	Phil Woolpert, San Francisco	Bill Russell, San Francisco
1956	San Francisco	83-71	Iowa	Temple	SMU	Evanston, Ill.	Phil Woolpert, San Francisco	Hal Lear, Temple
1957	North Carolina	54-53&	Kansas	San Francisco	Michigan State	Kansas City, Mo.	Frank McGuire, North Carolina	Wilt Chamberlain, Kansas
1958	Kentucky	84-72	Seattle	Temple	Kansas State	Louisville, Ky.	Adolph Rupp, Kentucky	Elgin Baylor, Seattle
1959	California	71-70	West Virginia	Cincinnati	Louisville	Louisville, Ky.	Pete Newell, California	Jerry West, West Virginia
1960	Ohio State	75-55	California	Cincinnati	New York U.	San Francisco, Calif.	Fred Taylor, Ohio State	Jerry Lucas, Ohio State
1961	Cincinnati	70-65\$	Ohio State	Vacated	Utah	Kansas City, Mo.	Edwin Jucker, Cincinnati	Jerry Lucas, Ohio State
1962	Cincinnati	71-59	Ohio State	Wake Forest	UCLA	Louisville, Ky.	Edwin Jucker, Cincinnati	Paul Hogue, Cincinnati
1963	Loyola (Ill.)	60-58\$	Cincinnati	Duke	Oregon State	Louisville, Ky.	George Ireland, Loyola (Ill.)	Art Heyman, Duke
1964	UCLA	98-83	Duke	Michigan	Kansas State	Kansas City, Mo.	John Wooden, UCLA	Walt Hazzard, UCLA
1965	UCLA	91-80	Michigan	Princeton	Wichita State	Portland, Ore.	John Wooden, UCLA	Bill Bradley, Princeton
1966	Texas Western	72-65	Kentucky	Duke	Utah	College Park, Md.	Don Haskins, Texas Western	Jerry Chambers, Utah
1967	UCLA	79-64	Dayton	Houston	North Carolina	Louisville, Ky.	John Wooden, UCLA	Lew Alcindor, UCLA
1968	UCLA	78-55	North Carolina	Ohio State	Houston	Los Angeles, Calif.	John Wooden, UCLA	Lew Alcindor, UCLA
1969	UCLA	92-72	Purdue	Drake	North Carolina	Louisville, Ky.	John Wooden, UCLA	Lew Alcindor, UCLA
1970	UCLA	80-69	Jacksonville	New Mexico St.	St. Bonaventure	College Park, Md.	John Wooden, UCLA	Sidney Wicks, UCLA
1971	UCLA	68-62	Vacated **	Vacated **	Kansas	Houston, Texas	John Wooden, UCLA	Vacated **
1972	UCLA	81-76	Florida State	North Carolina	Louisville	Los Angeles, Calif.	John Wooden, UCLA	Bill Walton, UCLA
1973	UCLA	87-66	Memphis State	Indiana	Providence State	St. Louis, Mo.	John Wooden, UCLA	Bill Walton, UCLA
1974	N.C. State	76-64	Marquette	UCLA	Kansas	Greensboro, N.C.	Norman Sloan, N.C. State	David Thompson, N.C. State
1975	UCLA	92-85	Kentucky	Louisville	Syracuse	San Diego, Calif.	John Wooden, UCLA	Richard Washington, UCLA
1976	Indiana	86-68	Michigan	UCLA	Rutgers	Philadelphia, Pa.	Bob Knight, Indiana	Kent Benson, Indiana
1977	Marquette	67-59	North Carolina	UNLV	Charlotte	Atlanta, Ga.	Al McGuire, Marquette	Butch Lee, Marquette
1978	Kentucky	94-88	Duke	Arkansas	Notre Dame	St. Louis, Mo.	Joe B. Hall, Kentucky	Jack Givens, Kentucky
1979	Michigan State	75-64	Indiana State	DePaul	Penn	Salt Lake City, Utah	Jud Heathcote, Michigan State	Earvin Johnson, Michigan St.
1980	Louisville	59-54	Vacated **	Purdue	Iowa	Indianapolis, Ind.	Denny Crum, Louisville	Darrell Griffith, Louisville
1981	Indiana	63-50	North Carolina	Virginia	LSU	Philadelphia, Pa.	Bob Knight, Indiana	Isiah Thomas, Indiana
1982	North Carolina	63-62	Georgetown	*Houston	*Louisville	New Orleans, La.	Dean Smith, North Carolina	James Worthy, UNC
1983	N.C. State	54-52	Houston	*Georgia	*Louisville	Albuquerque, N.M.	Jim Valvano, N.C. State	Akeem Olajuwon, Houston
1984	Georgetown	84-75	Houston	*Kentucky	*Virginia	Seattle, Wash.	John Thompson, Georgetown	Patrick Ewing, Georgetown
1985	Villanova	66-64	Georgetown	*St. John's	*Memphis State	Lexington, Ky.	Rollie Massimino, Villanova	Ed Pinckney, Villanova
1986	Louisville	72-69	Duke	*LSU	*Kansas	Dallas, Texas	Denny Crum, Louisville	Pervis Ellison, Louisville

2013 - 2014 KENTUCKY MEN'S BASKETBALL

Year	Champion	Score	Runner-up	3rd Place	4th Place	Site of Finals	Coach of Champions	Outstanding Player
1987	Indiana	74-73	Syracuse	*Providence	*UNLV	New Orleans, La.	Bob Knight, Indiana	Keith Smart, Indiana
1988	Kansas	83-79	Oklahoma	*Arizona	*Duke	Kansas City, Mo.	Larry Brown, Kansas	Danny Manning, Kansas
1989	Michigan	80-79\$	Seton Hall	*Duke	*Illinois	Seattle, Wash.	Steve Fisher, Michigan	Glen Rice, Michigan
1990	UNLV	103-73	Duke	*Arkansas	*Georgia Tech	Denver, Colo.	Jerry Tarkanian, UNLV	Anderson Hunt, UNLV
1991	Duke	72-65	Kansas	*UNLV	*North Carolina	Indianapolis, Ind.	Mike Krzyzewski, Duke	Christian Laettner, Duke
1992	Duke	71-51	Michigan	*Cincinnati	*Indiana	Minneapolis, Minn.	Mike Krzyzewski, Duke	Bobby Hurley, Duke
1993	North Carolina	77-71	Michigan	*Kentucky	*Kansas	New Orleans, La.	Dean Smith, North Carolina	Donald Williams, UNC
1994	Arkansas	76-72	Duke	*Florida	*Arizona	Charlotte, N.C.	Nolan Richardson, Arkansas	Corliss Williamson, Arkansas
1995	UCLA	89-78	Arkansas	*Oklahoma State	*North Carolina	Seattle, Wash.	Jim Harrick, UCLA	Ed O'Bannon, UCLA
1996	Kentucky	76-67	Syracuse	*Massachusetts	*Mississippi State	East Rutherford, N.J.	Rick Pitino, Kentucky	Tony Delk, Kentucky
1997	Arizona	84-79\$	Kentucky	*Minnesota	*North Carolina	Indianapolis, Ind.	Lute Olsen, Arizona	Miles Simon, Arizona
1998	Kentucky	78-69	Utah	*North Carolina	*Stanford	San Antonio, Texas	Tubby Smith, Kentucky	Jeff Sheppard, Kentucky
1999	Connecticut	77-74	Duke	*Michigan State	*Ohio State	St. Petersburg, Fla.	Jim Calhoun, Connecticut	Richard Hamilton, UConn
2000	Michigan State	89-76	Florida	*North Carolina	*Wisconsin	Indianapolis, Ind.	Tom Izzo, Michigan State	Mateen Cleaves, Michigan St.
2001	Duke	82-72	Arizona	*Maryland	*Michigan State	Minneapolis, Minn.	Mike Krzyzewski, Duke	Shane Battier, Duke
2002	Maryland	64-52	Indiana	*Kansas	*Oklahoma	Atlanta, Ga.	Gary Williams, Maryland	Juan Dixon, Maryland
2003	Syracuse	81-78	Kansas	*Marquette	*Texas	New Orleans, La.	Jim Boeheim, Syracuse	Carmelo Anthony, Syracuse
2004	Connecticut	82-73	Georgia Tech	*Duke	*Oklahoma State	San Antonio, Texas	Jim Calhoun, Connecticut	Emeka Okafor, Connecticut
2005	North Carolina	75-70	Illinois	*Louisville	*Michigan State	St. Louis, Mo.	Roy Williams, North Carolina	Sean May, North Carolina
2006	Florida	73-57	UCLA	*George Mason	*LSU	Indianapolis, Ind.	Billy Donovan, Florida	Joakim Noah, Florida
2007	Florida	84-75	Ohio State	*Georgetown	*UCLA	Atlanta, Ga.	Billy Donovan, Florida	Corey Brewer, Florida
2008	Kansas	75-68	Memphis	*North Carolina	*UCLA	San Antonio, Texas	Bill Self, Kansas	Mario Chalmers, Kansas
2009	North Carolina	89-72	Michigan State	*Connecticut	*Villanova	Detroit, Mich.	Roy Williams, North Carolina	Wayne Ellington, N. Carolina
2010	Duke	61-59	Butler	*Michigan State	*West Virginia	Indianapolis, Ind.	Mike Krzyzewski, Duke	Kyle Singler, Duke
2011	Connecticut	53-41	Butler	*Kentucky	*VCU	Houston, Texas	Jim Calhoun, Connecticut	Kemba Walker, Connecticut
2012	Kentucky	67-59	Kansas	*Louisville	*Ohio State	New Orleans, La.	John Calipari, Kentucky	Anthony Davis, Kentucky
2013	Louisville	82-76	Michigan	*Syracuse	*Wichita St.	Atlanta, Ga.	Rick Pitino, Louisville	Luke Hancock, Louisville

*-Tied for third place \$-Overtime &-Three Overtimes **Student-athletes representing Villanova (1971), Western Kentucky (1971) and UCLA (1980) were declared ineligible subsequent to the tournament. Under NCAA rules, the teams' and ineligible student-athletes' records were deleted; and the teams' places in the standings were vacated.



KENTUCKY IN THE SOUTHEASTERN CONFERENCE

SEC Championships

Team	Titles	Last Title
KENTUCKY	45	2012
LSU	10	2009
Tennessee	9	2008
Alabama	7	2002
Florida	6	2013
Mississippi State	6	2004
Vanderbilt	3	1993
Arkansas	2	1994
Auburn	2	1999
Georgia	1	1990
•Georgia Tech	1	1938
South Carolina	1	1997

•Former SEC Member

SEC Tournament Championships

Team	Titles	Last Title
KENTUCKY	27	2011
Alabama	6	1991
Tennessee	4	1979
Florida	3	2007
Mississippi State	3	2009
Georgia	2	2008
Ole Miss	2	2013
Vanderbilt	2	2012
Arkansas	1	2000
Auburn	1	1985
•Georgia Tech	1	1938
LSU	1	1980

•Former SEC Member

SEC All-Time Standings

Regular-Season Games Only 1933-2013

Team	Yrs.	Won	Lost	Pct.	Titles
KENTUCKY	80	913	257	.780	45
Missouri	1	11	7	.611	0
Alabama	80	742	557	.571	7
Tennessee	80	684	524	.566	9
Arkansas	22	181	169	.517	2
Vanderbilt	81	648	626	.509	3
LSU	81	631	621	.504	10
Florida	80	572	613	.483	6
Auburn	80	564	680	.453	2
Mississippi St.	80	555	711	.438	6
Georgia	81	498	732	.405	1
Texas A&M	1	7	11	.389	0
South Carolina	22	133	221	.376	1
Ole Miss	80	465	778	.374	0

Former Members

Georgia Tech	32	201	207	.493	1
Tulane	34	195	252	.436	0
Sewanee	8	3	76	.038	0

NOTE: Sewanee withdrew after the 1940 season, Georgia Tech after the 1964 season and Tulane after the 1966 campaign. During World War II, Alabama, Auburn, Florida, Ole Miss, Mississippi State and Tennessee suspended intercollegiate basketball for the 1944 season. Kentucky did not compete for the title during the 1953, 1989 and 1990 seasons due to NCAA suspension.

Annual Southeastern Conference Champions

Year	Champion (SEC W-L)	East Champ	West Champ	Champ	Site	Championship Game Result
1933	Kentucky (8-0)			Kentucky	Atlanta	Kentucky 46, Mississippi State 27
1934	Alabama (13-2)			Alabama	Atlanta	Alabama 41, Florida 25
1935	LSU (12-0), Kentucky (11-0)			No Tournament		
1936	Tennessee (8-4)			Tennessee	Knoxville	Tennessee 29, Alabama 25
1937	Kentucky (5-3)			Kentucky	•Knoxville	Kentucky 39, Tennessee 25
1938	Georgia Tech (9-2)			Georgia Tech	Baton Rouge	Georgia Tech 58, Ole Miss 47
1939	Kentucky (5-2)			Kentucky	Knoxville	Kentucky 46, Tennessee 38
1940	Kentucky (4-4)			Kentucky	Knoxville	Kentucky 51, Georgia 43
1941	Tennessee (8-3)			Tennessee	Louisville	Tennessee 36, Kentucky 33
1942	Kentucky (6-2)			Kentucky	Louisville	Kentucky 36, Alabama 34
1943	Tennessee (6-3)			Tennessee	Louisville	Tennessee 33, Kentucky 30
1944	Kentucky (0-0)			Kentucky	••Louisville	Kentucky 62, Tulane 46
1945	Kentucky (4-1)			Kentucky	Louisville	Kentucky 39, Tennessee 35
1946	Kentucky (6-0)			Kentucky	Louisville	Kentucky 59, LSU 36
1947	Kentucky (11-0)			Kentucky	Louisville	Kentucky 55, Tulane 38
1948	Kentucky (9-0)			Kentucky	Louisville	Kentucky 54, Georgia Tech 43
1949	Kentucky (13-0)			Kentucky	Louisville	Kentucky 68, Tulane 52
1950	Kentucky (11-2)			Kentucky	Louisville	Kentucky 95, Tennessee 58
1951	Kentucky (14-0)			Vanderbilt	Louisville	Vanderbilt 61, Kentucky 57
1952	Kentucky (14-0)			Kentucky	Louisville	Kentucky 44, LSU 43
1953	LSU (13-0)			No Tournament		
1954	Kentucky/LSU (14-0)			No Tournament		

2013 - 2014 KENTUCKY MEN'S BASKETBALL

Year	Champion (SEC W-L)	East Champ	West Champ	Champ	Site	Championship Game Result
1955	Kentucky (12-2)			No Tournament		
1956	Alabama (14-0)			No Tournament		
1957	Kentucky (12-2)			No Tournament		
1958	Kentucky (12-2)			No Tournament		
1959	Mississippi State (13-1)			No Tournament		
1960	Auburn (12-2)			No Tournament		
1961	Mississippi State (11-3)			No Tournament		
1962	Kentucky/Mississippi State (13-1)			No Tournament		
1963	Mississippi State (13-1)			No Tournament		
1964	Kentucky (11-3)			No Tournament		
1965	Vanderbilt (15-1)			No Tournament		
1966	Kentucky (15-1)			No Tournament		
1967	Tennessee (15-3)			No Tournament		
1968	Kentucky (15-3)			No Tournament		
1969	Kentucky (16-2)			No Tournament		
1970	Kentucky (17-1)			No Tournament		
1971	Kentucky (16-2)			No Tournament		
1972	Kentucky/Tennessee (14-4)			No Tournament		
1973	Kentucky (14-4)			No Tournament		
1974	Alabama/Vanderbilt (15-3)			No Tournament		
1975	Kentucky/Alabama (15-3)			No Tournament		
1976	Alabama (15-3)			No Tournament		
1977	Kentucky/Tennessee (16-2)			No Tournament		
1978	Kentucky (16-2)			No Tournament		
1979	LSU (14-4)			Tennessee	Birmingham	Tennessee 75, Kentucky 69^{OT}
1980	Kentucky (15-3)			LSU	Birmingham	LSU 80, Kentucky 78
1981	LSU (17-1)			Ole Miss	Birmingham	Ole Miss 66, Georgia 62
1982	Kentucky/Tennessee (13-5)			Alabama	Lexington	Alabama 48, Kentucky 46
1983	Kentucky (13-5)			Georgia	Birmingham	Georgia 86, Alabama 71
1984	Kentucky (14-4)			Kentucky	Nashville	Kentucky 51, Auburn 49
1985	LSU (13-5)			Auburn	Birmingham	Auburn 53, Alabama 49 ^{OT}
1986	Kentucky (17-1)			Kentucky	Lexington	Kentucky 83, Alabama 72
1987	Alabama (16-2)			Alabama	Atlanta	Alabama 69, LSU 62
1988	Vacated			Vacated	Baton Rouge	Kentucky 62, Georgia 57
1989	Florida (13-5)			Alabama	Knoxville	Alabama 72, Florida 60
1990	Georgia (13-5)			Alabama	Orlando	Alabama 70, Ole Miss 51
1991	Mississippi State/LSU (13-5)			Alabama	Nashville	Alabama 88, Tennessee 64
1992	Arkansas (13-3)	Kentucky (12-4)	Arkansas (13-3)	Kentucky	Birmingham	Kentucky 80, Alabama 54
1993	Vanderbilt (14-2)	Vanderbilt (14-2)	Arkansas (10-6)	Kentucky	Lexington	Kentucky 82, LSU 65
1994	Arkansas (14-2)	Kentucky/Florida (12-4)	Arkansas (14-2)	Kentucky	Memphis	Kentucky 73, Florida 60
1995	Kentucky (14-2)	Kentucky (14-2)	Arkansas/ Mississippi St. (12-4)	Kentucky	Atlanta	Kentucky 95, Arkansas 93^{OT}
1996	Kentucky (16-0)	Kentucky (16-0)	Mississippi State (10-6)	Mississippi St.	New Orleans	Mississippi St. 84, Kentucky 73
1997	South Carolina (15-1)	South Carolina (15-1)	Ole Miss (11-5)	Kentucky	Memphis	Kentucky 95, Georgia 68
1998	Kentucky (14-2)	Kentucky (14-2)	Ole Miss (12-4)	Kentucky	Atlanta	Kentucky 86, South Carolina 56
1999	Auburn (14-2)	Tennessee (12-4)	Auburn (14-2)	Kentucky	Atlanta	Kentucky 76, Arkansas 63
2000	Kentucky/Florida/ Tenn./LSU (12-4)	Kentucky/Fla./ Tenn. (12-4)	LSU (12-4)	Arkansas	Atlanta	Arkansas 75, Auburn 67
2001	Kentucky/Florida (12-4)	Kentucky/Florida (12-4)	Ole Miss (11-5)	Kentucky	Nashville	Kentucky 77, Ole Miss 55
2002	Alabama (12-4)	Kentucky/Florida (10-6)	Alabama (12-4)	Mississippi St.	Atlanta	Mississippi State 61, Alabama 58
2003	Kentucky (16-0)	Kentucky (16-0)	Mississippi State (9-7)	Kentucky	New Orleans	Kentucky 64, Mississippi St. 57
2004	Mississippi State (14-2)	Kentucky (13-3)	Mississippi State (14-2)	Kentucky	Atlanta	Kentucky 89, Florida 73
2005	Kentucky (14-2)	Kentucky (14-2)	Alabama/LSU (12-4)	Florida	Atlanta	Florida 70, Kentucky 53
2006	LSU (14-2)	Tennessee (12-4)	LSU (14-2)	Florida	Nashville	Florida 49, South Carolina 47
2007	Florida (13-3)	Florida (13-3)	Ole Miss/ Mississippi St. (8-8)	Florida	Atlanta	Florida 77, Arkansas 56
2008	Tennessee (14-2)	Tennessee (14-2)	Mississippi St. (12-4)	Georgia	Atlanta (Alexander)	Georgia 66, Arkansas 57
2009	LSU (13-3)	Tennessee/ South Carolina (10-6)	LSU (13-3)	Mississippi St.	Tampa	Mississippi State 64, Tennessee 61
2010	Kentucky (14-2)	Kentucky (14-2)	Mississippi State (9-7)	Kentucky	Nashville	Kentucky 75, Mississippi St. 74^{OT}
2011	Florida (13-3)	Florida (13-3)	Alabama (12-2)	Kentucky	Atlanta	Kentucky 70, Florida 54
2012	Kentucky (16-0)	Kentucky (16-0)	Alabama (9-7)	Vanderbilt	New Orleans	Vanderbilt 71, Kentucky 64
2013	Florida (14-4)			Ole Miss	Nashville	Ole Miss 66, Florida 63

NOTES: From 1933-1950 the SEC champion was determined by a tournament, except for 1935. • Only eight teams invited to participate ••Only six teams participated due to World War II

Since 1951, when the round-robin schedule was introduced, the title has been decided by a winning percentage on the conference schedule. From 1951-1964 the round-robin schedule was 14 games.

From 1965-1966 and since 1992 the round-robin schedule has been 16 games. From 1967-1990 the round-robin schedule was 18 games. In 1979 the SEC Tournament was renewed with the winner receiving an automatic bid to the NCAA Tournament.

•In 2008, the tournament was moved to Georgia Tech's Alexander Memorial Coliseum after a tornado hit the Georgia Dome during second round action on Friday, March 14.

KENTUCKY IN THE SEC TOURNAMENT

SEC TOURNAMENT RECORD

Team	Yrs.	Won	Lost	Pct.	Titles
KENTUCKY	52	119	24	.832	27
Alabama	54	61	48	.560	6
Tennessee	53	61	49	.555	4
Texas A&M	1	1	1	.500	0
Missouri	1	1	1	.500	0
Arkansas	22	20	21	.488	1
LSU	54	45	53	.459	1
Florida	48	38	45	.458	3
Georgia	53	40	51	.440	2
Vanderbilt	52	37	50	.425	2
South Carolina	22	16	22	.421	0
Ole Miss	51	29	49	.372	2
Mississippi St.	53	28	50	.359	3
Auburn	51	27	50	.351	1

Former Members

Georgia Tech	19	14	18	.438	1
Tulane	16	12	16	.429	0
Sewanee	2	0	2	.000	0

UK vs. SEC Tournament Field

Team	All	1st Rd	Quarters	Semis	Finals
Alabama	13-2	1-0	4-1	5-0	3-1
Arkansas	7-1	0-0	0-1	5-0	2-0
Auburn	12-1	1-0	7-1	3-0	1-0
Florida	12-3	4-1	3-1	2-0	3-1
Georgia	8-1	0-0	4-1	1-0	3-0
LSU	15-2	0-0	4-1	8-0	3-1
Ole Miss	15-0	5-0	6-0	3-0	1-0
Mississippi State	8-2	1-0	3-1	1-0	3-1
Missouri	0-0	0-0	0-0	0-0	0-0
South Carolina	3-2	0-0	1-1	1-1	1-0
Tennessee	11-4	0-0	2-0	5-1	4-3
Texas A&M	0-0	0-0	0-0	0-0	0-0
Vanderbilt	4-5	1-1	3-2	0-0	0-2
Former members	11-1	2-0	2-1	3-0	4-0
Totals	119-24	15-2	39-11	37-2	28-9

Kentucky's SEC Tournament History

Year	Location	Opponent	Score	W/L	Year	Location	Opponent	Score	W/L
1933	Atlanta	Ole Miss (1st)	49-31	W	1941	Louisville	Ole Miss (1st)	62-52	W
		Florida (QF)	48-24	W			Tulane (QF)	59-30	W
		LSU (SF)	51-38	W			Alabama (SF)	39-37	W
		Mississippi State (F)	46-27	W			Tennessee (F)	33-36	L
1934	Atlanta	Florida (1st)	32-38	L	1942	Louisville	Florida (1st)	42-36	W
1936	Knoxville	Mississippi State (QF)	41-39	W			Ole Miss (QF)	59-32	W
		Tennessee (SF)	28-39	L			Auburn (SF)	40-31	W
1937	Knoxville	LSU (QF)	57-37	W			Alabama (F)	36-34	W
		Georgia Tech (SF)	40-30	W	1943	Louisville	Tulane (1st)	48-31	W
		Tennessee (F)	39-25	W			Georgia (QF)	59-30	W
1938	Baton Rouge	Tulane (QF)	36-38	L			Mississippi State (SF)	52-43	W
1939	Knoxville	Ole Miss (QF)	49-30	W			Tennessee (F)	30-33	L
		LSU (SF)	53-34	W	1944	Louisville	Georgia (QF)	57-29	W
		Tennessee (F)	46-38	W			LSU (SF)	55-28	W
						Tulane (F)	62-46	W	
1940	Knoxville	Vanderbilt (QF)	44-34	W	1945	Louisville	Florida (1st)	57-35	W
		Tennessee (SF) [2OT]	30-29	W			LSU (QF)	68-37	W
		Georgia (F)	51-43	W			Alabama (SF)	52-41	W
						Tennessee (F)	39-35	W	

2013 - 2014 KENTUCKY MEN'S BASKETBALL

Year	Location	Opponent	Score	W/L	Year	Location	Opponent	Score	W/L	Year	Location	Opponent	Score	W/L											
1946	Louisville	Auburn (1st)	69-24	W	1983	Birmingham	Alabama (QF)	64-69	L	2001	Nashville	South Carolina (QF)	78-65	W											
		Florida (QF)	69-32	W			1984	Nashville	Georgia (QF)			92-79	W			Arkansas (SF)	87-78	W							
		Alabama (SF)	59-30	W									Alabama (SF)			48-46	W	2002	Atlanta	Ole Miss (F)	77-55	W			
		LSU (F)	59-36	W													Auburn (F)			51-49	W			South Carolina (QF)	57-70
1947	Louisville	Vanderbilt (1st)	98-29	W	1985	Birmingham	Florida (QF)	55-58	L	2003	New Orleans	Vanderbilt (QF)	81-63	W											
		Auburn (QF)	84-18	W			1986	Lexington	Ole Miss (QF)			95-69	W			Auburn (SF)	78-58	W							
		Georgia Tech (SF)	75-53	W									LSU (SF)			61-58	W	2004	Atlanta	Georgia (QF)	69-60	W			
		Tulane (F)	55-38	W													Alabama (F)			83-72	W			South Carolina (SF)	78-63
1948	Louisville	Florida (1st)	87-31	W	1987	Atlanta	Auburn (QF)	72-79	L	2005	Atlanta	Tennessee (QF)	76-62	W											
		LSU (QF)	63-47	W			1988	Baton Rouge	Ole Miss (QF)			82-64	W			LSU (SF)	79-78	W							
		Tennessee (SF)	70-47	W									LSU (SF)			86-80	W	2006	Nashville	Ole Miss (1st)	71-57	W			
		Georgia Tech (F)	54-43	W													Alabama (QF)			68-61	W			South Carolina (SF)	61-65
1949	Louisville	Florida (1st)	73-36	W	1989	Knoxville	Vanderbilt (QF)	63-77	L	2007	Atlanta	Alabama (1st)	79-67	W											
		Auburn (QF)	70-39	W			1992	Birmingham	Vanderbilt (QF)			76-57	W			Mississippi St.(QF)[OT]	82-84	L							
		Tennessee (SF)	83-44	W									LSU (SF)			80-74	W	2008	Atlanta	Georgia(QF)[OT]	60-56	L			
		Tulane (F)	68-52	W													Alabama (SF)			90-78	W	2009	Tampa	Mississippi (1st)	71-58
1950	Louisville	Mississippi State (QF)	56-46	W	1993	Lexington	Tennessee (QF)	101-40	W			LSU (QF)	58-67	L											
		Georgia (SF)	79-63	W			1994	Memphis	Mississippi State (QF)			95-76	W	2010	Nashville	Alabama (QF)	73-67	W							
		Tennessee (F)	95-58	W									Arkansas (SF)			92-81	W			Tennessee (SF)	74-45	W			
		1951	Louisville	Mississippi State (1st)									92-70			W					LSU (F)	82-65	W	2011	Atlanta
Auburn (QF)	84-54			W	1995	Atlanta	Auburn (QF)	93-81	W			Alabama (SF)	72-58	W											
Georgia Tech (SF)	82-56			W					Florida (SF)			86-72	W	2012	New Orleans	LSU (QF)	60-51	W							
Vanderbilt (F)	57-61			L									Arkansas (F) [OT]			95-93	W			Florida (SF)	74-71	W			
1952	Louisville	Georgia Tech (1st)	80-59	W	1996	New Orleans	Florida (QF)	100-76	W			Mississippi State (F)	73-84	L	2013	Nashville	Vanderbilt (QF)	64-48	L						
		Tulane (QF)	85-61	W			1997	Memphis	Auburn (QF)			92-50	W	2008			Atlanta	Alabama (QF)	82-71	W					
		Tennessee (SF)	81-66	W									Ole Miss (SF)					88-70	W			Arkansas (SF)	99-74	W	
		LSU (F)	44-43	W															Georgia (F)			95-68	W	2009	Tampa
1979	Birmingham	Ole Miss (1st)	82-77	W	1998	Atlanta	Alabama (QF)	82-71	W			Mississippi State (F)	73-84	L			Tennessee (SF)	74-45	W						
		Alabama (QF)	101-100	W			1999	Atlanta	Ole Miss (QF)			83-73	W	2010			Nashville	Alabama (QF)	73-67	W					
		LSU (SF)	80-67	W									Auburn (SF)					69-57	W			Alabama (SF)	72-58	W	
		Tennessee (F) [OT]	69-75	L															Arkansas (F)			76-63	W	2011	Atlanta
1980	Birmingham	Auburn (QF)	69-61	W	2000	Atlanta	Arkansas (QF)	72-86	L			Mississippi State (F)	75-74	(ot)W	2012	New Orleans	LSU (QF)	60-51	W						
		Ole Miss (SF)	70-67	W			1999	Atlanta	Ole Miss (QF)			83-73	W					Mississippi State (F)	75-74	(ot)W			Vanderbilt (F)	71-64	L
		LSU (F)	78-80	L									Auburn (SF)					69-57	W	2013			Nashville	Vanderbilt (QF)	64-48
1981	Birmingham	Vanderbilt (QF)	55-60	L			Arkansas (F)	76-63	W			Arkansas (QF)	72-86	L											
		1982	Lexington	Auburn (QF)	89-66	W			South Carolina (F)	86-56	W														
				Ole Miss (SF)	62-58	W																			
Alabama (F)	46-48			L																					

*As part of sanctions imposed upon the UK basketball program in 1989, the NCAA ordered Kentucky to erase from the record three NCAA tournament games from the 1987-88 season. The presidents of the Southeastern Conference institutions voted to strip Kentucky of the 1987-88 SEC regular season and SEC Tournament championships. Kentucky was not forced to forfeit any of those regular season or tournament games.



KENTUCKY IN THE NATIONAL RANKINGS

Year	PS	1	2	3	4	5	6	7	8	9	10	11	12	13	14	15	16	17	18	*Dates
1948-49		2	2	1	1	1	1	1	1											1/20-3/8
1949-50		2	2	5	4	6	7	5	5	4	3									1/5-3/7
1950-51		1	1	3	3	2	1	1	1	1	1	1	1							12/19-3/7
1951-52		1	2	1	4	3	3	3	1	1	1	1	1	1						12/11-3/4
1952-53% - Not Applicable																				
1953-54		2	2	2	1	1	1	1	1	1	1	2	2	1	1	1				12/8-3/23
1954-55		2	2	1	1	1	1	1	1	1	2	2	2	2	2					12/7-3/8
1955-56		2	12	9	13	6	5	4	3	8	7	7	8	12	9					12/6-3/6
1956-57		3	7	3	3	3	4	5	4	3	3	3	3	3	3					12/11-3/12
1957-58		3	5	9	10	9	9	9	8	12	12	13	12	9	9					12/10-3/11
1958-59		2	2	1	1	1	2	1	1	1	1	3	1	1	2					12/9-3/9
1959-60		13	13	-	17	16	15	-	-	-	-	-	-	-	-					12/12-3/8
1960-61		20	-	19	-	-	-	-	-	-	-	-	-	-	-					12/13-3/7
1961-62	-	-	6	3	3	2	2	2	2	2	3	4	4	3						12/19-3/13
1962-63	3	9	-	9	5	6	-	-	-	-	-	-	-	-	-	-				12/4-3/12
1963-64	9	5	2	2	1	2	4	5	4	3	3	3	2	3	4					12/10-3/10
1964-65	11	9	8	-	-	-	-	-	-	-	-	-	-	-	-					12/8-3/9
1965-66	-	-	-	10	5	2	2	2	2	2	1	1	1	1	1					12/7-3/8
1966-67	3	3	4	-	-	-	-	-	-	-	-	-	-	-	-					12/6-3/7
1967-68	-	9	4	7	6	5	4	8	9	10	8	8	5	5	4	5				12/5-3/12
1968-69	3	3	4	4	4	3	7	5	5	5	4	4	6	6	7					12/3-3/4
1969-70	2	1	1	1	1	2	2	2	2	3	3	2	1	2	1					12/9-3/10
1970-71	3	5	3	7	8	11	10	t12	11	8	8	12	10	8	8	8				12/8-3/16
1971-72	10	7	7	11	12	19	15	-	-	-	-	17	18	-	-	18				12/7-3/14
1972-73	13	8	-	-	-	-	-	-	-	-	-	-	-	-	t19	17				12/5-3/13
1973-74	10	10	-	-	-	-	-	-	-	-	-	-	-	-	-	-	-	-	-	12/4-3/27
1974-75	16	15	-	20	17	9	7	10	11	5	5	4	7	4	6	6	5	2	2	12/3-4/2
1975-76	6	7	14	20	18	-	-	-	-	-	-	-	-	-	-	-	-	-	-	12/2-3/16
1976-77	6	4	3	7	6	3	2	6	6	3	3	2	2	2	6	3				11/30-3/15
1977-78	2	1	1	1	1u	1u	1u	1u	1u	1	1	3	2	1	1	1				11/29-3/13
1978-79	11	10	10	6	11	13	9	17	-	-	-	-	-	-	-	-	-	-	-	11/28-3/13
1979-80	2	5	5	3	2	2	4	6	5	3	6	5	3	2	4					12/4-3/4
1980-81	1	2	2	2	2	5	4	3	6	7	6	11	10	9	7	8				12/2-3/10
1981-82	3	2	2	2	2	4	3	6	9	7	9	12	10	7	15	15				12/1-3/9
1982-83	4	3	2	2	2	3	3	6	11	10	15	13	11	10	7	10	12			11/30-3/15
1983-84	2	1	2	2	2	2	2	2	3	3	3	6	6	4	3	3	3			11/29-3/13
1984-85	18	-	-	-	-	-	-	-	-	-	-	-	-	-	-	-	-	-	-	11/27-3/12
1985-86	11	10	9	9	13	13	12	11	11	11	8	12	11	8	5	3	3			11/26-3/11
1986-87	11	13	19	18	18	11	9	-	-	-	-	-	-	-	-	-				12/2-3/10
1987-88	5	2	1	1	2	2	1	5	4	9	10	10	9	12	8	6	6			12/1-3/15
1988-89	Not Ranked																			11/22-3/14
1989-90	Not Ranked																			11/27-3/13
1990-91	-	-	25	18	18	18	16	11	9	8	10	10	16	12	13	10	9			11/27-3/12
1991-92	4	13	14	9	8	17	17	15	10	8	14	19	19	13	11	10	9	6		11/25-3/16

2013 - 2014 KENTUCKY MEN'S BASKETBALL



**TUBBY SMITH
COACHED A
RANKED TEAM IN
EVERY SEASON AT
THE HELM.**

Year	PS	1	2	3	4	5	6	7	8	9	10	11	12	13	14	15	16	17	18	*Dates
1992-93	5	5	5	3	3	3	3	2	1	4	4	2	2	2	2	5	4	2		11/23-3/15
1993-94	2	2	1	6	5	5	5	4	8	7	9	7	4	11	7	7	10	7		11/22-3/14
1994-95	4	4	3	7	6	5	5	8	7	5	5	6	5	4	6	5	3	2		11/21-3/13
1995-96	1	1	1	5	5	4	2	2	2	2	2	2	2	2	2	1	1	2		11/20-3/12
1996-97	3	8	8	6	3	3	3	3	3	5	3	3	3	4	3	3	6	5		11/19-3/11
1997-98	8	9	8	7	4	4	4	6	6	6	7	7	8	7	8	7	7	5		11/18-3/10
1998-99	4	4	4	8	5	3	3	7	6	6	7	6	5	8	6	13	14	8		11/15-3/8
1999-00	14	14	11	13	23	-	-	-	25	20	18	16	14	11	19	18	22	16	19	11/15-3/13
2000-01	12	20	22	-	-	-	-	-	-	-	-	-	-	-	22	13	15	15	9	11/13-3/12
2001-02	4	-	10	13	11	9	7	6	6	8	12	8	10	7	10	12	11	12	16	11/12-3/11
2002-03	17	17	15	18	12	18	14	20	18	16	8	7	6	3	2	2	2	2	1	11/18-3/17
2003-04	11	10	10	9	8	2	2	8	7	5	9	5	9	8	9	9	9	8	2	11/17-3/15
2004-05	9	9	8	8	10	9	8	8	8	9	8	7	6	5	3	5	3	4	7	11/15-3/14
2005-06	9	8	7	10	15	23	19	18	19	-	-	-	-	-	-	-	-	-	-	11/14-3/13
2006-07	22	22	20	-	-	-	-	-	-	-	25	-	-	20	20	-	-	-	-	11/13-3/12
2007-08	20	-	-	-	-	-	-	-	-	-	-	-	-	-	-	-	-	-	-	11/05-3/31
2008-09	-	-	-	-	-	-	-	-	-	-	24	-	-	-	-	-	-	-	-	11/17-3/16
2009-10	4	4	5	5	4	3	3	3	3	2	2	1	4	3	2	2	3	2	-	11/16-3/15
2010-11	11	12	8	10	17	17	13	11	10	13	12	14	10	18	22	22	20	15	11	11/15-3/14
2011-12	2	2	2	1	1	3	3	3	2	2	2	1	1	1	1	1	1	1	1	11/14-3/12
2012-13	3	3	8	8	-	-	-	-	-	-	-	-	-	-	25	-	-	-	-	11/5-3/18

Note: AP polls were ranked 1-20 until 1989-90, when they were changed to the Top 25. Release dates and the number of weekly rankings per season varied from year-to-year.

*Dates do not include preseason rankings • PS - Preseason rankings (started in 1962); % - UK was suspended from play by the NCAA; u - Unanimous

KENTUCKY FINISHES IN NATIONAL RANKINGS

AP Top 10 Finishes

1.	Kentucky	40
2.	North Carolina	34
3.	Duke	33
4.	Kansas	25
	UCLA	25
6.	Indiana	17
7.	Louisville	14
8.	Notre Dame	13
	Syracuse	13
10.	Michigan	12

AP No. 1 Finishes

1.	Kentucky	9
2.	UCLA	8
3.	Duke	7
4.	North Carolina	6
5.	Indiana	3
	Ohio State	3
7.	Cincinnati	2
	DePaul	2
	Houston	2
	Kansas	2
	Michigan	2
	UNLV	2
	San Francisco	2

Coaches' Top 10 Finishes

1.	Kentucky	37
2.	North Carolina	35
3.	Kansas	29
4.	Duke	25
5.	UCLA	24
6.	Indiana	19
7.	Louisville	16
8.	Marquette	12
9.	Michigan	11
10.	Utah	10

Coaches' No. 1 Finishes

1.	Kentucky	8
2.	UCLA	7
3.	North Carolina	5
	Indiana	5
5.	Duke	4
6.	Connecticut	3



VENUES



RUPP ARENA

Capacity: 23,000
(1976-Present: Won 494, Lost 62)

Adolph Rupp is synonymous with winning. As coach of Kentucky, he was a pioneer in the Wildcats' fast-break offense while becoming the winningest coach the game had ever seen.

The site that now serves as a tribute to his outstanding coaching accomplishments – Rupp Arena – has become one of the most recognizable gymnasiums in the world while serving as home to college basketball's most storied program.

Now in its 38th season as the Kentucky Wildcats' home court, the facility has seen UK win 89 percent of its home games since

it was opened in 1976.

In recent years, Rupp Arena completed renovations - including the lower arena seats being changed to blue from their previous rainbow colors. In addition, new end-zone seating moved the student section closer to the floor in an intimidating, standing-room only arrangement. While the endowment seats along courtside continue to entice fans to financially support their Wildcats, a large portion of the media have been moved to a "press box" location between the lower and upper seating areas. And finally, nearly 40 seats were added to each corner, the first additions in seating in nearly two decades.

The improvements followed changes that included four new video boards, a new

playing floor with a striking new design and enhancements to the concourses as well. It was all part of a \$15-million upgrade to what many consider the mecca of college basketball.

Most recently, the Wildcats received a \$3.1-million renovation to their lockerroom. Funded with private donations, the facility features the actual floor from the 2012 championship game. It has its own kitchen and dining area, as well as hot and cold tubs inlaid with the UK logo. There is also a recruiting room that is available to all 22 sports at the University of Kentucky.

Since the fall of 1976, the arena in downtown Lexington has served as home to four national-championship teams at Kentucky. Four others have advanced to the Final

NOW IN ITS 38TH SEASON AS THE HOME COURT OF KENTUCKY BASKETBALL, THE FACILITY HAS SEEN UK WIN 89 PERCENT OF ITS HOME GAMES SINCE IT WAS OPENED IN 1976.

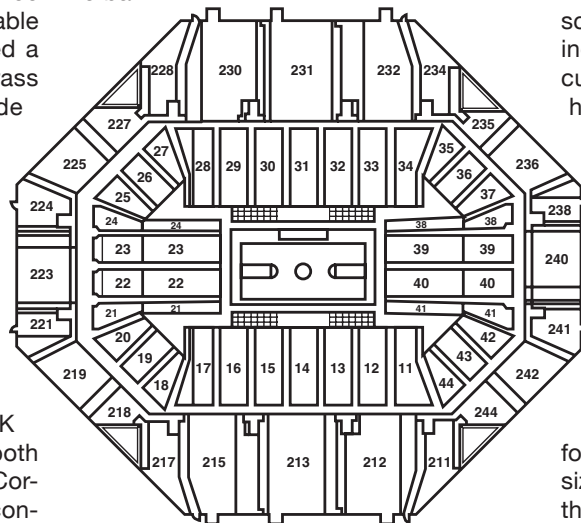
Four. Eleven seasons have witnessed the Cats go unbeaten at home.

It has played host to over 500 UK games, 29 KHSAA Sweet Sixteens, a number of NBA exhibitions, 11 NCAA Tournaments, three Southeastern Conference Tournaments and two Ohio Valley Conference Tournaments. With so many unforgettable moments, the old floor still maintained a value to hoop fans across the Bluegrass and beyond. Therefore, officials made pieces of the relic available for public sale, with proceeds going to the UK Basketball Museum, the Kentucky High School Athletic Association and to help offset the costs of the new playing floor. Thanks to an auction of additional sections, like coaching boxes and lettered end zones, the old floor generated more than \$250,000.

The new portable basketball court, adorned with the official interlocking UK logo at midcourt, was designed by both UK officials and the Lexington Center Corporation. Robbins, Inc., in Cincinnati constructed it in 2001 at a cost of \$125,000. When assembled, it lies 118 feet below the ceiling and is made of a high-grade northern maple. The floor can be removed and an ice rink can be constructed for ice shows

or hockey games thanks to a \$2.5-million renovation during the summer of '96.

But the playing surface is just one aspect of the impressive home of the Cats. Situated in downtown Lexington, Rupp Arena has played host to several premier basketball



events.

In March of 1985, all roads led to Lexington for the NCAA Final Four as Villanova shocked Georgetown in a memorable fi-

nale.

In 1986, Rupp played host to both the SEC Tournament and the NCAA Women's Final Four. On numerous other occasions, the arena has served as one stop en route to the NCAA title game.

An awesome structure in sight and scope, the arena is divided into two seating areas. The lower level features 10,000 cushioned theater seats. The upper level has 13,000 seats on epoxy-coated metal bleachers. The latter can be visually isolated to provide more natural setting for small shows.

Built by the city of Lexington, the arena is the major portion of the \$53-million Lexington Center complex, which includes an expanded convention-exhibition hall, a 50-store tri-level enclosed shopping mall and a Hyatt Regency Hotel.

In January 2001, the arena unveiled four new video boards, each 12'6" by 20' in size and mounted in each corner. It allowed the Wildcats to utilize a new "lights out" introduction, featuring a video presentation and indoor fireworks.

RUPP ARENA

RECORDS

Team	Kentucky	Opponent
Points in a Game	127 vs. LSU (3-4-95)	116, UL Lafayette (12-23-89)
Points in a Half	68 (2nd) vs. Eastern Kentucky (12-8-93) 68 (2nd) vs. Tennessee State (12-30-02)	67, (2nd) UL Lafayette (12-23-89)
Margin of Victory	74 vs. Tennessee-Martin (11-26-94)	35, LSU (1-18-87)
Field Goals	49 vs. Kentucky State (12-15-01)	41, UL Lafayette (12-23-89)
Field Goals Attempted	103 vs. UL Lafayette (12-23-89)	89, UL Lafayette (12-23-89)
Field Goal Percentage	.722 vs. Mississippi State (2-15-86)	.650, Northwestern State (11-22-85)
3-Point Goals	20 vs. LSU (3-4-95)	18, Sam Houston State (11-19-09)
3-Point Goals Attempted	53 vs. UL Lafayette (12-23-89)	38, Sam Houston State (11-19-09)
3-Point Goal Percentage	.692 vs. Drexel (12-21-09)	.714, Austin Peay (11-29-86) .714 Alabama (1-21-12)
Free Throws	44 vs. Vanderbilt (1-19-80)	41, Arkansas (1-25-92)
Free Throws Attempted	56 vs. Mississippi State (2-28-77)	49, Arkansas (1-25-92)
Free Throw Percentage	1.000 vs. Austin Peay (12-19-09) 1.000 vs. Florida (2-7-12)	1.000, East Tennessee State (12-21-84) 1.000, Hartford (12-29-09)
Rebounds	62 vs. Bowling Green (12-17-76) 62 vs. Morehead State (12-16-95)	62, UL Lafayette (12-23-89)
Assists	33 vs. Kentucky State (12-15-01)	25, Georgia (2-24-85)
Turnovers	29 vs. Eastern Kentucky (12-5-00)	42, Tennessee-Martin (11-26-94)
Blocked Shots	18 vs. St. John's (12-1-11)	19, Villanova (12-4-82)
Steals	23 vs. Mississippi State (2-3-91) 23 vs. Tennessee-Martin (11-26-94)	19, Villanova (12-4-82)
Personal Fouls	35 vs. Auburn (2-4-81)	36, LSU (1-25-82)

Individual

	Kentucky	Opponent
Points	40, Derrick Miller vs. Vanderbilt (2-7-90)	45, David Robinson, Navy (1-25-87)
Field Goals	15, Patrick Patterson vs. Tenn St. (12-22-08) 15, Derrick Miller vs. Vanderbilt (2-7-90)	17, Freeman Williams, Portland State (1-16-77)
Field Goals Attempted	28, Derrick Miller vs. Vanderbilt (2-7-90)	40, Freeman Williams, Portland St. (1-16-77)
3-Point Goals	9, Tony Delk vs. TCU (1-20-96)	11, Corey Allmond, Sam Houston St. (11-19-09)
3-Point Goals Attempted	18, Derrick Miller vs. Tennessee Tech (12-6-89)	17, Chris Jackson, LSU (2-15-90) 17, Vincent Yarbrough, Tennessee (2-19-02)
Free Throws	18, Dwight Anderson vs. Miss.State (2-12-79)	16, Dan Cross, Florida (2-18-95)
Free Throws Attempted	23, Dwight Anderson vs. Miss. State (2-12-79)	18, Ronnie Williams, Florida (1-17-83)
Rebounds	20, Chris Mills vs. Miami (Ohio) (12-17-88)	19, Bernard King, Tennessee (1-12-77) 20, Jared Prickett vs. Arkansas (2-9-94)
Assists	16, John Wall vs. Hartford (12-29-09)	11, Spud Webb, N.C. State (1-5-85)
Blocked Shots	9, Sam Bowie vs. Vanderbilt (2-21-81) 9, Andre Riddick vs. LSU(3-14-93)	10, David Robinson, Navy (1-25-87)
Steals	8, Rajon Rondo vs. Mississippi State (2-19-05)	7, Michael Johnson, Alaska (12-28-87) 7, Arizona Reid, High Point (11-29-05)

Miscellaneous

Win-Loss	494-62	(.888)
Most Combined Points	229	vs. UL Lafayette, (12-23-89; ULL 116, UK 113 ot)
Most Wins in a Season	18	1985-86, 2009-10, 2011-12
Most Losses in a Season	6	2008-09, 1988-89
Longest Winning Streak	54	Nov. 13, 2010 to Dec. 1, 2012
Longest Losing Streak	2	Feb. 11, 1989 to Feb. 22, 1989 Dec. 23, 1989 to Jan. 10, 1990 Jan. 10, 2006 to Jan. 14, 2006 Jan. 31, 2009 to Feb. 3, 2009 Feb. 28, 2009 to March 4, 2009
100-Point Games by Kentucky	54	
Largest Attendance	24,479	vs. Louisville (1-2-10)

KENTUCKY

GAME ATTENDANCE

Annual Home Attendance

Year	Site	Gms	Att.	Avg.	Year	Site	Gms	Att.	Avg.	Year	Site	Gms	Att.	Avg.
2012-13	Rupp	18	415,775	23,099*	1991-92	Rupp	17	403,847	23,755	1971-72	Memorial13	150,297	11,561	
2011-12	Rupp	18	426,978	23,721*	1990-91	Rupp	13	312,329	24,025	1970-71	Memorial13	152,471	11,728	
2010-11	Rupp	15	354,046	23,603*	1989-90	Rupp	15	346,869	23,125	1969-70	Memorial15	181,295	12,086	
2009-10	Rupp	18	433,989***	24,110***	1988-89	Rupp	14	306,524	21,895	1968-69	Memorial13	165,600	11,821	
2008-09	Rupp	19	422,547	22,239*	1987-88	Rupp	17	393,725	23,160	1967-68	Memorial16	178,000	11,333	
2007-08	Rupp	18	405,964	22,554*	1986-87	Rupp	15	345,718	23,048	1966-67	Memorial13	136,588	10,502	
2006-07	Rupp	16	374,737	23,421*	1985-86	Rupp	18**	407,290	22,627	1965-66	Memorial13	149,571	11,505	
2005-06	Rupp	15	341,445	22,763*	1984-85	Rupp	14	320,926	22,923	1964-65	Memorial14	151,000	10,786	
2004-05	Rupp	15	337,796	22,520	1983-84	Rupp	16	380,453*	23,778*	1963-64	Memorial14	165,650	11,117	
2003-04	Rupp	13	295,227	22,710*	1982-83	Rupp	15**	356,766	23,785*	1962-63	Memorial15	153,132	10,208	
2002-03	Rupp	13	289,526	22,271*	1981-82	Rupp	16	371,093*	23,193*	1961-62	Memorial16	165,495	10,343	
2001-02	Rupp	15	315,203	21,014*	1980-81	Rupp	15	354,996*	23,666*	1960-61	Memorial14	129,978	9,284	
2000-01	Rupp	12	261,435	21,786*	1979-80	Rupp	15	352,511*	23,501*	1959-60	Memorial13	138,995	10,692	
1999-00	Rupp	14	314,267	22,448*	1978-79	Rupp	15	351,042*	23,338*	1958-59	Memorial15	177,824	11,855	
1998-99	Rupp	13	303,771	23,367*	1977-78	Rupp	16	373,403	23,338*	1957-58	Memorial13	124,461	9,574	
1997-98	Rupp	12	287,354	23,946*	1976-77	Rupp	14	312,527*	22,323*	1956-57	Memorial14	129,733	9,266	
1996-97	Rupp	13	309,457	23,804*	1975-76	Memorial12	138,135	11,511	1955-56	Memorial13	126,104	9,700		
1995-96	Rupp	13	310,633	23,895*	1974-75	Memorial12	138,098	11,539						
1994-95	Rupp	13	309,477	23,806	1973-74	Memorial12	130,755	10,896						
1993-94	Rupp	14	326,474	23,320	1972-73	Memorial12	150,856	11,604						
1992-93	Rupp	16	382,869	23,929										

* Nation's season high

** Includes 3 SEC Tournament games

*** Rupp Arena Record

Largest Rupp Arena Crowds (UK Games)

No.	Att.	Date	Opponent	Score	W/L
1.	24,479	Jan. 2, 2010	Louisville	71-62	W
2.	24,468	Dec. 5, 2009	North Carolina	68-66	W
3.	24,465	Feb. 10, 2007	Florida	61-64	L
4.	24,459	Feb. 4, 2003	Florida	70-55	W
5.	24,432	Dec. 17, 2005	Louisville	73-61	W
6.	24,411	Feb. 28, 2009	LSU	70-73	L
7.	24,402	Feb. 13, 2010	Tennessee	73-62	W
8.	24,398	Dec. 3, 2011	North Carolina	73-72	W
9.	24,394	Feb. 21, 2009	Tennessee	77-58	W
10.	24,389	Feb. 7, 2012	Florida	78-58	W
11.	24,388	Feb. 25, 2012	Vanderbilt	83-74	W
12.	24,387	Dec. 31, 2011	Louisville	69-62	W
13.	24,386	Jan. 5, 2008	Louisville	75-89	L
14.	24,382	March 1, 2012	Georgia	79-49	W
15.	24,380	Feb. 23, 2013	Missouri	90-83ot	W

2013 - 2014 KENTUCKY MEN'S BASKETBALL

High School Games

No.	Att.	Date	Game(s)
1.	24,041	Mar. 27, 1987	LaRue Co. vs. Clay Co. Madison Central vs. Oldham Co.
2.	23,965	Mar. 12, 1999	Scott Co. vs. Madison Central Fleming Co. vs. Paducah Tilghman
3.	23,275	Mar. 16, 1991	Lou. Fairdale vs. Lex. Tates Creek
4.	22,344	Mar. 17, 2000	Iroquois vs. Scott Co. Lexington Catholic vs. Male
5.	22,175	Mar. 20, 1993	Marion Co. vs. Paul Dunbar
6.	22,001	Mar. 20, 2004	Mason Co. vs. Warren Central
7.	21,048	Mar. 19, 2009	Elliott Co. vs. Anderson Co. Shelby Valley vs. Mason Co.
8.	20,904	Mar. 26, 1982	Laurel Co. vs. Oldham Co. Virgie vs. Mason Co.
9.	20,764	Mar. 21, 1981	Simon Kenton vs. Mason Co.
10.	20,707	Mar. 20, 2009	Elliott Co. vs. Shelby Valley Holmes vs. Lexington Catholic

Largest Crowds at any UK Game

No.	Att.	Arena	Date	Game/Score
1.	78,129	Ford Field, Detroit	Dec. 13, 2003	UK 79, Michigan State 74
2.	75,421	Reliant Stadium, Houston	April 2, 2011	UConn 56, UK 55
3.	73,361	Mercedes-Benz Superdome	March 31, 2012	UK 69, Louisville 61
4.	70,913	Mercedes-Benz Superdome	April 2, 2012	UK 67, Kansas 59
5.	64,151	Superdome, New Orleans	April 3, 1993	Michigan 81, UK 78 (OT)
6.	47,028	RCA Dome, Indianapolis	Mar. 29, 1997	UK 78, Minnesota 69
	47,028	RCA Dome, Indianapolis	Mar. 31, 1997	Arizona 84, UK 79*
8.	45,217	RCA Dome, Indianapolis	Dec. 3, 1988	Notre Dame 81, UK 65
9.	43,601	RCA Dome, Indianapolis	Dec. 5, 1987	UK 82, Indiana 76
10.	42,519	Edward Jones Dome, St. Louis	Mar. 21, 1999	Michigan St. 73, UK 66
11.	42,440	Edward Jones Dome, St. Louis	Mar. 19, 1999	UK 58, Miami (OH) 43
12.	41,071	RCA Dome, Indianapolis	Dec. 2, 1995	UK 89, Indiana 82
13.	40,589	Tropicana Field, St. Petersburg	Mar. 20, 1998	UK 94, UCLA 68
	40,589	Tropicana Field, St. Petersburg	Mar. 22, 1998	UK 86, Duke 84
15.	40,509	Alamodome, San Antonio	Mar. 28, 1998	UK 86, Stanford 85 (OT)
	40,509	Alamodome, San Antonio	Mar. 30, 1998	UK 78, Utah 69



COLLEGE TOURNAMENTS AT RUPP ARENA

NCAA Tournaments

1977: Midwest Region

Michigan 86, Detroit 81 (semi)
Charlotte 81, Syracuse 59 (semi)
Charlotte 75, Michigan 68 (final)

1980: Midwest Region

Duke 55, Kentucky 54 (semi)
Purdue 76, Indiana 69 (semi)
Purdue 68, Duke 60 (final)

1984: Midwest Region

Kentucky 72, Louisville 67 (semi)
Illinois 72, Maryland 70 (semi)
Kentucky 54, Illinois 51 (final)

1985: NCAA Final Four

Georgetown 77, St. John's 59 (semi)
Villanova 52, Memphis 45 (semi)
Villanova 66, Georgetown 64 (final)

1989: Southeast Region

Virginia 86, Oklahoma 80 (semi)
Michigan 92, North Carolina 87 (semi)
Michigan 102, Virginia 65 (final)

1992: Southeast Region

Ohio State 80, North Carolina 73 (semi)
Michigan 75, Oklahoma St. 72 (semi)
Michigan 75, Ohio State 71 (OT) (final)

1994: Southeast Region

Purdue 98, Central Florida 67 (1st Rd)
Alabama 76, Providence 70 (1st Rd)
WF 68, Col. Of Charleston 58 (1st Rd)
Kansas 102, Chattanooga 73 (1st Rd)
Purdue 83, Alabama 73 (2nd Rd)
Kansas 69, Wake Forest 58 (2nd Rd)

1996: Southeast Region

Mississippi St. 60, UConn 55 (semi)
Cincinnati 87, Georgia Tech 70 (semi)
Mississippi St. 73, Cincinnati 63 (final)

1998: South Region

Duke 99, Radford 63 (1st Rd)
Oklahoma St. 74, GW 59 (1st Rd)
Syracuse 63, Iona 61 (1st Rd)
New Mexico 79, Butler 62 (1st Rd)
Duke 79, Oklahoma St. 73 (2nd Rd)
Syracuse 56, New Mexico 62 (2nd Rd)

2002: South Region

Indiana 73, Duke, 72 (semi)
Kent State 78, Pittsburgh 73 (semi)
Indiana 81, Kent State 69 (final)

2007: South Region

Louisville 78, Stanford 58 (1st Rd)
Texas A&M 68, Penn 52 (1st Rd)
Ohio State 78, C. Conn. St. 57 (1st Rd)
Xavier 79, BYU 77 (1st Rd)
Ohio State 78, Xavier 71 [OT] (2nd Rd)
Texas A&M 72, Louisville 69 (2nd Rd)

2013: Midwest Region

Louisville 79, N.C. A&T 48 (1st Rd)
Colorado St. 84, Missouri 72 (1st Rd)
Louisville 82, Colorado St. 56 (2nd Rd)

East Region

Butler 68, Bucknell 56 (1st Rd)
Marquette 59, Davidson 58 (1st Rd)
Marquette 74, Butler 72 (2nd Rd)

Ohio Valley Conference Tournaments

1992: Tenn. Tech 89, Austin Peay 68 (1st Rd)
Eastern Ky. 88, Tenn. State 67 (1st Rd)
Morehead St. 81, MTSU 80 (1st Rd)
Eastern Ky. 72, Tenn. Tech 67 (semi)
Murray St. 109, Morehead St. 77 (semi)
Murray St. 81, Eastern Ky. 60 (final)

1993: Tenn. Tech 97, Morehead 89 (1st Rd)
Murray St. 82, Austin Peay 66 (1st Rd)
Tenn. State 77, Tenn. Tech 70 (semi)
Murray St. 74, Eastern Ky. 73 (semi)
Tenn. State 82, Murray State 68 (final)

SEC Tournaments

1982: Vanderbilt 47, Florida 46 (2OT) (1st Rd)
Auburn 38, Mississippi 36 (OT) (1st Rd)
Alabama 85, Georgia 74 (2nd Rd)
Ole Miss 59, LSU 52 (2nd Rd)
Tennessee 57, Vanderbilt 54 (2nd Rd)
Kentucky 89, Auburn 66 (2nd Rd)
Alabama 56, Tennessee 50 (semi)
Kentucky 62, Ole Miss 58 (semi)
Alabama 48, Kentucky 46 (final)

1986: Miss. State 62, Vanderbilt 54 (1st Rd)
Ole Miss 73, Tennessee 56 (1st Rd)
Alabama 79, Georgia 59 (2nd Rd)
LSU 72, Florida 66 (2nd Rd)
Miss. State 65, Auburn 63 (2nd Rd)
Kentucky 95, Ole Miss 69 (2nd Rd)
Alabama 77, Mississippi State 65 (semi)
Kentucky 61, LSU 58 (semi)
Kentucky 83, Alabama 72 (final)

1993: Alabama 87, S. Carolina 79 (1st Rd)
Georgia 87, Miss. State 56 (1st Rd)
Ole Miss 67, Florida 62 (1st Rd)
Tennessee 78, Auburn 76 (1st Rd)
Vanderbilt 76, Alabama 59 (2nd Rd)
Arkansas 65, Georgia 60 (2nd Rd)
LSU 89, Ole Miss 70 (2nd Rd)
Kentucky 101, Tennessee 40 (2nd Rd)
LSU 72, Vanderbilt 62 (semi)
Kentucky 92, Arkansas 81 (semi)
Kentucky 82, LSU 65 (final)

YEAR-BY-YEAR

Year	W-L	Pct.	Year	W-L	Pct.	Year	W-L	Pct.
1976-77	12-2	.857	1989-90	13-2	.867	2002-03	12-1	.923
1977-78	16-0	1.000	1990-91	13-0	1.000	2003-04	11-2	.846
1978-79	11-4	.733	1991-92	15-2	.882	2004-05	14-1	.933
1979-80	12-3	.800	1992-93	16-0	1.000	2005-06	10-5	.667
1980-81	15-0	1.000	1993-94	13-1	.929	2006-07	14-2	.875
1981-82	15-1	.938	1994-95	12-1	.923	2007-08	14-4	.778
1982-83	14-1	.933	1995-96	13-0	1.000	2008-09	12-6	.667
1983-84	16-0	1.000	1996-97	12-1	.923	2009-10	18-0	1.000
1984-85	11-3	.786	1997-98	9-3	.750	2010-11	15-0	1.000
1985-86	18-0	1.000	1998-99	12-1	.923	2011-12	18-0	1.000
1986-87	13-2	.867	1999-00	14-0	1.000	2012-13	16-2	.889
1987-88	14-2	.875	2000-01	11-1	.917	Totals	494-62	.889
1988-89	8-6	.571	2001-02	12-3	.800			

KENTUCKY AT HOME THROUGH THE YEARS

Home Arena	Seasons	W-L	Pct.
Pre-Alumni Gym (1903 through 1924)	22	91-46	.664
Alumni Gym (1924-25 through 1949-50)	26	247-24	.911
Memorial Coliseum (1950-51 through 1975-76, 2009)	26*	307-38	.890
Rupp Arena (1976-77 through Present)	37	494-62	.889
Totals	110	1,139-170	.870

*UK hosted UNLV in the opening round of the 2009 NIT



ALUMNI GYM



Alumni Gym - Won 247, Lost 24

Alumni Gym is actually “the first house that Rupp built.” A house filled with tradition. A house where Kentucky basketball began.

Memorial Coliseum is often referred to as “the house that Rupp built.” The Wildcats’ current home, Rupp Arena, was dedicated to the legendary coach in 1976. But the rich Kentucky basketball tradition began 26 years before the ink was even dry on the Memorial Coliseum plans.

In 1923, the Athletics Council members argued to the Board of Trustees that the old gym in Barker Hall’s Buell Armory was unsafe for even the small number of people it could accommodate. Large crowds that had to be turned away and the probability that the popular state high school tournament would be moved away were two major factors that convinced the Board members that a new gym was in order.

Soon, the 2,800-seat structure was approved and the Alumni Association began efforts to raise the \$100,000 needed for the Wildcats new home — a home critics labeled as a “white elephant.”

Alumni Gym, which was complete for the 1924-25 season, holds claim to the birth of Wildcat basketball mania. The building served as the home floor for Wildcat squads until 1950. During that time, Kentucky lost only 24 of its 271 games, while laying the groundwork to become

the winningest college basketball team in the nation.

When Rupp took the reins of the program in 1930, his squads established a home record of 201 victories against just eight losses in 19 seasons. He led the Cats to 84 consecutive wins in the confines of Alumni including 64 consecutive victories in the Southeastern Conference.

During the last 17 seasons in the gym, the Wildcats won 12 conference tournament crowns and three Sugar Bowl championships. Through 26 seasons at the corner of the Avenue of Champions and South Limestone, Kentucky suffered only one losing season, while having 12 campaigns with three or fewer losses.

Kentucky basketball became a dynasty in 1948 after winning the SEC and NCAA championships and the coveted Olympic gold in London, England. Led by All-Americans Alex Groza, Ralph Beard and Wallace “Wah Wah” Jones, with Rupp coaching from the sidelines, the United States squad soundly defeated France 65-21 in the gold medal game to become the 1948 World Champions.

In 1950, Kentucky’s reign in Alumni Gym came to an end following the completion of the new Memorial Coliseum.

Year-by-Year at Alumni Gym

Year	Won	Lost	Percentage
1924-25	8	2	.800
1925-26	9	1	.900
1926-27	2	8	.250
1927-28	6	2	.750
1928-29	7	2	.778
1929-30	12	1	.923
1930-31	9	0	1.000
1931-32	10	1	.909
1932-33	10	1	.909
1933-34	10	0	1.000
1934-35	13	0	1.000
1935-36	11	1	.917
1936-37	9	1	.900
1937-38	9	0	1.000
1938-39	9	1	.900
1939-40	8	1	.889
1940-41	9	1	.900
1941-42	10	0	1.000
1942-43	8	1	.889
1943-44	8	0	1.000
1944-45	10	0	1.000
1945-46	12	0	1.000
1946-47	17	0	1.000
1947-48	11	0	1.000
1948-49	10	0	1.000
1949-50	10	0	1.000
Totals	247	24	.911

MEMORIAL COLISEUM



Memorial Coliseum - Won 307, Lost 38

For 26 years, the pulsating cries of “Rip ‘em Up, Tear ‘em Up, Give ‘em Hell Wildcats” rang through one of the grandest and most historic of all basketball palaces — UK’s Memorial Coliseum.

In 1941, when Dr. H.L. Donovan became president of the University, one of his first recommendations was for a building “that will properly take care of our athletics, our health service, physical education and recreation.” From this beginning came the plan that culminated in the construction of 11,500-seat Memorial Coliseum, a then-unparalleled edifice costing \$3,925,000 by the time it was completed in 1950.

The Wildcats got off to a fine start in the Col-

iseum, winning every game played in the building for the first three seasons. When Georgia Tech upset Kentucky 59-58 on Jan. 8, 1955, it marked the first time the Wildcats had lost on their home court since the days of Alumni Gym, dating back more than 12 years to Jan. 2, 1943.

The loss ended a streak of 129 consecutive wins at home for Kentucky, an NCAA record that still stands today. In 26 years, Kentucky came away a loser only 38 times in 344 games.

From the early 1960s on, the sale of UK basketball season tickets was closed to the public with season ticket holders taking all the allotment other than student seating.

The huge building, which serves as a memorial to the nearly 10,000 Kentuckians who

lost their lives in World War II and the Korean War, covers an entire city block and contains as much space as a seven-story office building. Situated along the Avenue of Champions, the Coliseum still houses UK Athletics Association offices and is the home to Kentucky women’s basketball, gymnastics and volleyball. The arena’s current capacity is 8,500.

History was rewritten on March 17, 2009 when the Wildcats hosted UNLV in the first round of the NIT. Due to a scheduling conflict with Rupp Arena, Kentucky played its first game in Memorial Coliseum in over 30 years. In front of a capacity crowd, the Wildcats “rechristened” the venerable gym with a 70-60 win over the Running Rebels.

Year-by-Year at Memorial

Year	Won	Lost	Pct.	Year	Won	Lost	Pct.	Year	Won	Lost	Pct.
1950-51	14	0	1.000	1961-62	14	2	.875	1972-73	11	2	.846
1951-52	12	0	1.000	1962-63	10	5	.667	1973-74	9	3	.750
1952-53#	-	-	-	1963-64	13	1	.929	1974-75	12	0	1.000
1953-54	14	0	1.000	1964-65	12	2	.857	1975-76	11	1	.917
1954-55	13	1	.929	1965-66	13	0	1.000	2008-09!	1	0	1.000
1955-56	11	2	.909	1966-67	8	7	.533	Totals	307	38	.890
1956-57*	14	2	.875	1967-68*	14	1	.933	#-UK was suspended from play by the NCAA			
1957-58*	14	1	.933	1968-69	12	1	.923	*-Record includes two NCAA Tournament games !-NIT game vs. UNLV			
1958-59	14	0	1.000	1969-70	15	0	1.000				
1959-60	10	3	.769	1970-71	12	1	.923				
1960-61	12	2	.857	1971-72	12	1	.923				

FREEDOM HALL

A Home-Away-From-Home (Won 125, Lost 33, .791)

The University of Kentucky has built an impressive record playing in Louisville. Besides winning 27 of their last 32 there, the Wildcats have won an NCAA championship (1958), nine Southeastern Conference Tournament titles, and have defeated some of the best teams from around the country before Wildcats fans in Louisville.

Kentucky began playing in Louisville in 1908, when the Cats lost to Louisville, 30-18. UK defeated the University of Louisville, 26-13 in 1914, lost to the Cards 26-15 the following year, and then defeated them 32-24 in 1916. Two years later, UK lost to Centre, 22-12, in the state championship game played in Louisville. The Cats defeated the Cards there in 1922 and then did not play again in the Derby City until

the 1936-37 season, when they dropped a 41-28 decision to Notre Dame.

Most of those early games were played in the Armory downtown before Freedom Hall was opened (1957). The Cats christened the new facility by capturing the 1958 NCAA title with victories over Temple and Seattle. The spacious arena has played host to Kentucky teams every year since. Kentucky's record at Freedom Hall now stands at 57-17.

The Wildcats' overall record in Louisville is 125-33: 75-26 in regular-season play, 43-3 in SEC Tournament play and 7-3 in postseason competition.

Kentucky's most impressive string of victories in Louisville came when the Cats won 32 straight games between 1946 and 1951. Only 12 of the 32 teams Kentucky has faced in Louisville have been able to knock off the Cats. The lon-

gest running series has been with Notre Dame, with the Wildcats holding a 24-9 advantage over the Fighting Irish.

Kentucky established a then-Freedom Hall attendance record in 1993 as 20,060 fans jammed the arena to watch the Cats down the Indiana Hoosiers, 81-78. Seven years earlier, 20,053 fans looked on as the Cats faced SEC-rival Georgia, Dec. 30, 1986. UK fans continued a Wildcat tradition as more than 19,000 arrived the night before for a brief Kentucky shooting practice and to catch a glimpse of super-frosh Rex Chapman in December 1986. Three days earlier, the Wildcats had handed Louisville its worst defeat ever at Freedom Hall, 85-51.

UK returned to the Derby City in its 2012 NCAA Championship run opening up the Tournament with wins over Western Kentucky and Iowa State in the KFC Yum! Center.

UK vs. Opponents in Louisville

School	W	L	School	W	L	School	W	L	School	W	L	School	W	L
Alabama	5	0	Florida	5	0	Iowa State	1	0	Morehead	2	0	Temple	5	0
Appalachian State	1	0	Florida St.	1	0	Kansas	3	0	North Carolina	1	2	Tennessee	5	2
Arkansas Little Rock	1	0	Georgia	5	1	LSU	5	0	UNC Asheville	1	0	Tulane	8	0
Auburn	5	0	Georgia Tech	6	0	Louisville	12	8	Notre Dame	24	9	UAB	0	1
Austin Peay	2	0	Great Lakes	0	2	Louisville Coliseum	0	1	Ohio State	0	1	Vanderbilt	1	1
Centre	0	1	Illinois	1	0	Marshall	1	0	Purdue	1	0	VMI	1	0
Chattanooga	1	0	Indiana	9	4	Mississippi	3	0	Seattle	1	0	Western Kentucky	2	0
DePaul	4	0	Iona	1	0	Mississippi State	3	0	St. Andrew's	0	1	Total	128	34

KENTUCKY RESULTS

IN LOUISVILLE

Year	Opponent	Score	W-L
1907-08	Louisville Coliseum	18-30	L
1913-14	Louisville	26-13	W
1914-15	St. Andrew's	25-50	L
	Louisville	15-26	L
1915-16	Louisville	32-24	W
1917-18	Centre	12-24	L
1921-22	Louisville	38-14	W
1936-37	Notre Dame	28-41	L
1938-39	Notre Dame	37-42	L
1940-41	Notre Dame	47-48	L
	Ole Miss [SEC]	62-52	W
	Tulane [SEC]	59-30	W
	Alabama [SEC]	39-37	W
	Tennessee [SEC]	33-36	L
1941-42	Florida [SEC]	42-36	W
	Ole Miss [SEC]	59-32	W
	Auburn [SEC]	40-31	W
	Alabama [SEC]	36-34	W
	Great Lakes	47-58	L
1942-43	Indiana	52-58	L
	Notre Dame	60-55	W
1942-43	Tulane [SEC]	48-31	W
	Georgia [SEC]	59-30	W
	Miss. State [SEC]	52-43	W
	Tennessee [SEC]	30-33	L
	Great Lakes	39-53	L
1943-44	Indiana	61-41	W
	Notre Dame	55-54	W
	Georgia [SEC]	57-29	W
	LSU [SEC]	55-28	W
	Tulane [SEC]	62-46	W
1944-45	Indiana	61-43	W
	Notre Dame	58-59 ^{OT}	L
	Florida [SEC]	57-35	W
	LSU [SEC]	68-37	W
	Alabama [SEC]	52-41	W
	Tennessee [SEC]	39-35	W
1945-46	Notre Dame	47-56	L
	Auburn [SEC]	69-24	W
	Florida [SEC]	69-32	W
	Alabama [SEC]	59-30	W
	LSU [SEC]	59-36	W
	Temple	54-43	W
1946-47	DePaul	65-45	W
	Notre Dame	60-30	W
	Vanderbilt [SEC]	98-29	W
	Auburn [SEC]	84-18	W
	Georgia Tech [SEC]	75-53	W
	Tulane [SEC]	55-38	W
1946-47	Temple	68-29	W
1947-48	DePaul	74-50	W
	Creighton	65-23	W
	Temple	58-38	W
	Florida [SEC]	87-31	W
	LSU [SEC]	63-47	W
	Tennessee [SEC]	70-47	W
	Georgia Tech [SEC]	54-43	W
1948-49	DePaul	67-36	W
	Tulane	51-47	W
	Notre Dame	62-38	W
	Florida [SEC]	73-36	W
	Auburn [SEC]	70-39	W
	Tennessee [SEC]	83-44	W
	Tulane [SEC]	68-52	W
1949-50	DePaul	49-47	W
	Miss. State [SEC]	56-46	W
	Georgia [SEC]	79-63	W
	Tennessee [SEC]	95-58	W
1950-51	Miss. State [SEC]	92-70	W
	Auburn [SEC]	84-54	W
	Georgia Tech [SEC]	82-56	W
	Vanderbilt [SEC]	57-61	L
1951-52	Georgia	95-55	W
	Georgia Tech [SEC]	80-59	W
	Tulane [SEC]	85-61	W
	Tennessee [SEC]	81-66	W
	LSU [SEC]	44-43	W
1953-54	Georgia Tech	99-48	W
1955-56	Georgia	143-66	W

Freedom Hall Era			
Year	Opponent	Score	W-L
1957-58	Temple [NCAA]	61-60	W
	Seattle [NCAA]	84-72	W
1958-59	Illinois	76-75	W
1959-60	Temple	97-92	W
1960-61	Notre Dame	68-62	W
	Morehead [NCAA]	71-64	W
	Ohio State [NCAA]	74-87	L
1961-62	Notre Dame	100-53	W
1962-63	Notre Dame	78-70	W
1963-64	Notre Dame	101-81	W
1964-65	Notre Dame	97-111	L
1965-66	Notre Dame	103-69	W
1966-67	Notre Dame	96-85	W
1967-68	Notre Dame	81-73	W
1968-69	Notre Dame	110-90	W
1969-70	Notre Dame	102-100	W
1970-71	Notre Dame	92-99	L
1971-72	Indiana	89-90 ^{POT}	L
	Notre Dame	83-67	W
1972-73	North Carolina	70-78	L
	Notre Dame	65-63	W
1973-74	Indiana	68-77	L
	Notre Dame	79-94	L
1974-75	North Carolina	90-78	W
	Kansas	100-63	W
	Notre Dame	113-96	W
1975-76	Indiana	68-77 ^{OT}	L
	Notre Dame	79-77	W
1976-77	Notre Dame	102-78	W
	Florida State	97-57	W
1977-78	Notre Dame	73-68	W

1978-79	Notre Dame	81-76	W
1979-80	Notre Dame	86-80	W
1980-81	Notre Dame	61-67	L
1981-82	Notre Dame	34-28 ^{OT}	W
1982-83	Kansas	83-62	W
1983-84	Purdue	86-67	W
1984-85	Louisville	64-71	L
	Kansas	92-89	W
1985-86	VMI	93-55	W
1986-87	Louisville	85-51	W
	Georgia	65-69	L
1987-88	Notre Dame	78-69	W
1988-89	Austin Peay	85-77	W
	Louisville	75-97	L
1989-90	North Carolina	110-121	L
1990-91	Western Kentucky	84-70	W
	Louisville	93-85	W
1991-92	Morehead State	101-84	W
1992-93	Louisville	88-68	W
	Indiana	81-78	W
1993-94	Ole Miss	98-64	W
1994-95	Indiana	73-70	W
	Louisville	86-88	L
1995-96	Marshall	118-99	W
1996-97	Indiana	99-65	W
	Louisville	74-54	W
1997-98	Alabama	70-67	W
1998-99	Indiana	70-61 ^{OT}	W
	Louisville	74-83	L
1999-00	Georgia Tech	80-71	W
2000-01	Indiana	88-74	W
	Louisville	64-62	W
2001-02	Tulane	101-67	W
2002-03	Indiana	70-64	W
	Louisville	63-81	L
2003-04	Austin Peay	61-53	W
2004-05	Indiana	73-58	W
	Louisville	60-58	W
2005-06	Iona	73-67	W
2006-07	Chattanooga	79-63	W
	Louisville	61-49	W
2007-08	UAB	76-79	L
2008-09	Appalachian State	93-69	W
	Louisville	71-74	L
2009-10	UNC Asheville	94-57	W
2010-11	Notre Dame	72-58	W
	Louisville (YUM!)	78-63	W
2011-12	Arkansas-Little Rock	73-51	W
	WKU [NCAA] (YUM!)	81-66	W
	Iowa St.	87-71	W
	[NCAA] (YUM!)		
2012-13	Louisville (YUM!)	80-77	L

Freedom Hall record: 60-18;
UK's record in Louisville: 127-33

BIGGEST GAMES

Kentucky 20, Georgia 19**March 1, 1921**

ATLANTA — Bill King's free throw with no time left on the clock lifted the Wildcats to the SIAA Championship, the first college basketball tournament ever played.

Georgia	8	11	—	19
Kentucky	7	13	—	20

Kentucky 28, Cincinnati 23**December 13, 1924**

LEXINGTON — James McFarland scored 10 points and the Wildcats defeated the Bearcats in the first game played at Alumni Gym.

Cincinnati	9	14	—	23
Kentucky	13	15	—	28

Kentucky 67, Georgetown C. 19**December 18, 1930**

LEXINGTON — The Wildcats pounded the Tigers in Adolph Rupp's debut as coach at Kentucky.

G'town Coll.	9	10	—	19
Kentucky	38	29	—	67

Kentucky 35, Marquette 33**February 14, 1938**

LEXINGTON — Joe Hagan's 48-foot shot with 12 seconds left lifted the Wildcats over the Warriors. After the game, Gov. Chandler pounded a nail into the floor to mark the spot.

Marquette	18	15	—	33
Kentucky	18	17	—	35

Kentucky 60, Notre Dame 55**January 23, 1943**

LEXINGTON — Marvin Akers and Melvin Ticco combined for 33 points as the Wildcats beat the Fighting Irish for the first time in school history.

Notre Dame	33	22	—	55
Kentucky	27	33	—	60

Kentucky 46, Rhode Island 45**March 20, 1946**

NEW YORK — Ralph Beard's free throw with 40 seconds left lifted the Wildcats to their first national title in the NIT.

Kentucky	26	20	—	46
Rhode Island	27	18	—	45

Utah 49, Kentucky 45**March 24, 1947**

NEW YORK — Wat Misaka, a 5-8 center, held high-scoring Ralph Beard to two points and the Utes won the NIT championship.

Kentucky	21	24	—	45
Utah	27	22	—	49

Kentucky 73, W. Texas State 43**December 1, 1950**

LEXINGTON — The Wildcats made the first game played in Memorial Coliseum a memorable one as they routed the Buffaloes.

W. Texas St.	24	19	—	43
Kentucky	47	26	—	73

Georgia Tech 59, Kentucky 58**January 8, 1955**

LEXINGTON — Joe Helms' 12-foot jump shot with 12 seconds left ended the Wildcats' 129-game home winning streak.

Ga. Tech	26	33	—	59
Kentucky	23	35	—	58

Kentucky 85, Temple 83 (3 OT)**December 7, 1957**

LEXINGTON — The longest game in UK history proved fruitful for the Wildcats as Vernon Hatton scored UK's final six points to edge the Owls.

Temple	35	30	6	4	8	—	83
Kentucky	34	31	6	4	10	—	85

Kentucky 61, Temple 60**March 21, 1958**

LOUISVILLE — Vernon Hatton's layup with 17 seconds remaining pushed the Wildcats past the Owls and into the NCAA Championship game.

Temple	33	27	—	60
Kentucky	33	28	—	61

Texas Western 72, Kentucky 65**March 19, 1966**

COLLEGE PARK — Bobby Joe Hill scored 20 points and Texas Western upset the top-ranked Wildcats to win the NCAA title.

Kentucky	28	37	—	65
Texas Western	31	41	—	72

Kentucky 69, Tennessee 66**January 18, 1969**

KNOXVILLE — On the road against its long-time rival, Kentucky became the first team in college basketball history to win 1,000 games.

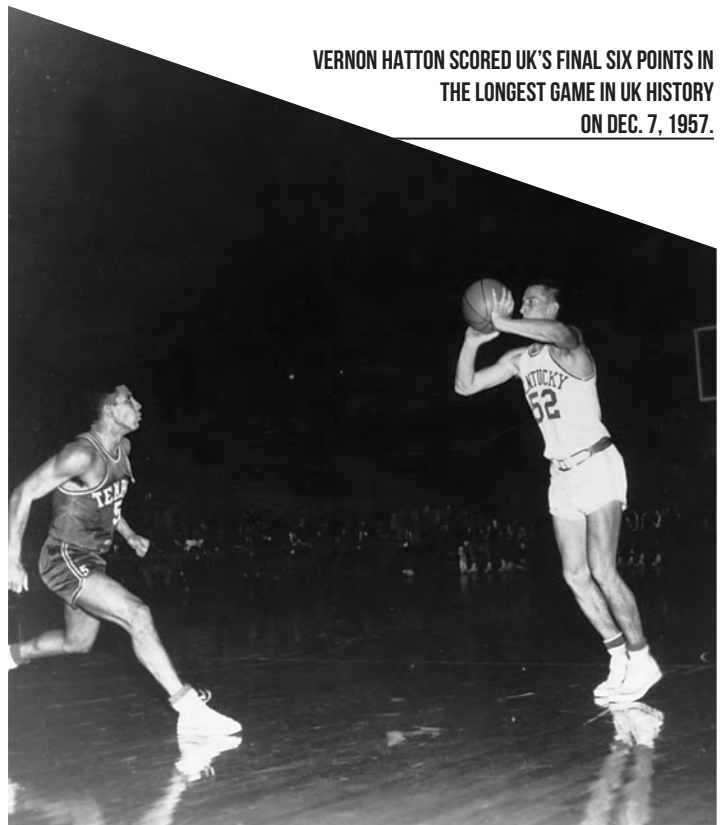
Tennessee	36	30	—	66
Kentucky	35	34	—	69

Kentucky 109, LSU 96**January 24, 1970**

LEXINGTON — "Pistol" Pete Maravich poured in 64 points against the Wildcats, but Dan Issel answered with 51 as the Wildcats topped 100 points en route to victory. At the time, it was the most points ever scored (115) by opposing players in the same game.

Kentucky	56	53	—	109
LSU	48	48	—	96

VERNON HATTON SCORED UK'S FINAL SIX POINTS IN
THE LONGEST GAME IN UK HISTORY
ON DEC. 7, 1957.



2013 - 2014 KENTUCKY MEN'S BASKETBALL

Kentucky 90, Vanderbilt 86 **February 28, 1970**

LEXINGTON — Dan Issel became the first UK player to score 2,000 career points as the Wildcats avenged their only loss of the season.

Vanderbilt	33	53	—	86
Kentucky	46	44	—	90

Florida State 73, Kentucky 54 **March 18, 1972**

DAYTON — The Seminoles won the Mideast Region title by routing the Wildcats in Adolph Rupp's final game as coach.

Kentucky	28	26	—	54
Florida State	34	39	—	73

Kentucky 92, Indiana 90 **March 22, 1975**

DAYTON — The Wildcats captured the Mideast Region title by handing the Hoosiers their first loss in 34 games.

Kentucky	44	48	—	92
Indiana	44	46	—	90

UCLA 92, Kentucky 85 **March 31, 1975**

SAN DIEGO — Coach John Wooden closed out his coaching career by leading the Bruins to their 10th NCAA title in 12 years.

Kentucky	40	45	—	85
UCLA	43	49	—	92

Kentucky 94, Mississippi St. 93 (OT) **March 8, 1976**

LEXINGTON — Jack Givens keyed a late rally as the Wildcats outlasted the Bulldogs in the last game played at Memorial Coliseum.

Miss. State	50	35	8	—	93
Kentucky	42	43	9	—	94

Kentucky 72, Wisconsin 64 **November 27, 1976**

LEXINGTON — With Adolph Rupp looking on from the stands, the Wildcats dumped the Badgers in the first game played at Rupp Arena.

Wisconsin	24	40	—	64
Kentucky	34	38	—	72

Kentucky 94, Duke 88 **March 27, 1978**

ST. LOUIS — Jack Givens scored 41 points as the Wildcats captured their fifth NCAA title.

Kentucky	45	49	—	94
Duke	38	50	—	88

Kentucky 67, Kansas 66 (OT) **December 9, 1978**

LEXINGTON — After forcing overtime, the Cats were down 66-60 with 31 seconds to go. Dwight Anderson scored back-to-back baskets then stole the inbounds

pass and fed Kyle Macy for the tying jumper. Macy completed the comeback by adding a technical free throw when Kansas called a timeout it didn't have.

Kansas	35	21	10	—	66
Kentucky	28	28	11	—	67

Louisville 80, Kentucky 68 (OT) **March 26, 1983**

KNOXVILLE — The first meeting between the two teams in more than 24 years proved memorable as the Cardinals outscored the Wildcats 18-6 in overtime to advance to the Final Four.

Kentucky	37	25	6	—	68
Louisville	30	32	18	—	80

Kentucky 65, Louisville 44 **November 26, 1983**

LEXINGTON — In the first regular-season meeting in 61 years between the two in-state rivals, the Wildcats employed a swarming defense and balanced offense to roll to victory.

Louisville	20	24	—	44
Kentucky	35	30	—	65

Kentucky 72, Louisville 67 **March 22, 1984**

LEXINGTON — Winston Bennett's three-point play with 13 seconds left pushed the Wildcats into the Mideast Regional Final.

Louisville	36	31	—	67
Kentucky	32	40	—	72

Georgetown 53, Kentucky 40 **March 31, 1984**

SEATTLE — The Hoyas outscored the Wildcats 23-2 at the start of the second half on their way to the NCAA title game. UK sank only three of 33 field goal attempts in the second half.

Georgetown	22	31	—	53
Kentucky	29	11	—	40

Kentucky 64, UNLV 61 **March 16, 1985**

SALT LAKE CITY — Kenny Walker scored 23 points and provided a key block in the final minutes as the Wildcats advanced to the West Regional final.

Kentucky	30	34	—	64
UNLV	30	31	—	61

St. John's 86, Kentucky 70 **March 22, 1985**

DENVER — Having announced he would retire following the game, Coach Joe B. Hall watched as the Redmen ended the Wildcats' Final Four hopes.

Kentucky	38	32	—	70
St. John's	39	47	—	86

Kentucky 75, Oklahoma 74 **March 1, 1987**

LEXINGTON — Richard Madison's basket with eight seconds left enabled the Wildcats to upset the No. 12 Sooners.

Oklahoma	34	40	—	74
Kentucky	35	40	—	75

Kentucky 76, Ohio 73 **November 28, 1989**

LEXINGTON — The long-awaited debut of Coach Rick Pitino and the Wildcats was worth waiting for as Reggie Hanson scored 24 points and UK held off the Bobcats.

Ohio	30	43	—	73
Kentucky	44	32	—	76

Kentucky 100, LSU 95 **February 15, 1990**

LEXINGTON — Described by many as one of the most exciting games ever played at Rupp Arena, the Wildcats burst out to an early lead and then held off Chris Jackson and the Tigers.

LSU	36	59	—	95
Kentucky	48	52	—	100

Kentucky 90, Florida 74 **February 23, 1991**

LEXINGTON — Kentucky beat the Gators to become one of two schools (along with North Carolina) to win 1,500 basketball games.

Kentucky	37	53	—	90
Florida	29	45	—	74

Kentucky 114, Auburn 93 **March 2, 1991**

LEXINGTON — Before the then-largest crowd in Rupp Arena history, the Wildcats closed out the 1990-91 season with a 22-6 overall record. Although UK was ineligible for the SEC title because of probation, the Wildcats secured the best record in the league (14-4) with the win over Auburn. A ceremony and parade followed.

Auburn	43	50	—	93
Kentucky	65	49	—	114

Kentucky 80, Alabama 54 **March 15, 1992**

BIRMINGHAM — Kentucky roared back from a 32-29 halftime deficit to crush Alabama, 80-54, and take the SEC Tournament championship after being banned from the event for two years.

Kentucky	29	51	—	80
Alabama	32	22	—	54

Duke 104, Kentucky 103 (OT) **March 28, 1992**

PHILADELPHIA — In what many called the "greatest NCAA Tournament game ever played," Kentucky took top-ranked defending champion Duke to overtime before a desperation shot by Christian Laettner sent the Blue Devils to the Final Four.

Kentucky	45	48	10	—	103
Duke	50	43	11	—	104

Kentucky 106, Florida State 81 **March 27, 1993**

CHARLOTTE — Kentucky beat Florida State to advance to the NCAA Final Four in New Orleans. The victory completed a string of four games in which the Wildcats blitzed their Southeast Region opponents by an average of 31.0 points — the largest margin of victory by a team through four games en route to the Final Four.

Florida St.	46	35	—	81
Kentucky	54	52	—	106

Michigan 81, Kentucky 78 (OT) **April 3, 1993**

NEW ORLEANS — Kentucky faced Michigan in the NCAA semifinals, marking UK's 10th Final Four appearance. An 81-78 overtime loss to the Wolverines ended the Cats' season at 30-4 and marked All-American Jamal Mashburn's last game in UK blue.

Kentucky	35	36	7	—	78
Michigan	40	31	10	—	81

Kentucky 99, LSU 95 **February 15, 1994**

BATON ROUGE — Trailing by 31 points with 15:34 remaining in the game, the Wildcats went on a tear. They hit 11 three-pointers and outscored the Tigers 62-27 during the final 15:34. UK's 99-95 win marked the greatest comeback in school history.

Kentucky	32	67	—	99
LSU	48	47	—	95

Kentucky 73, Florida 60 **March 13, 1994**

MEMPHIS — Kentucky faced Florida for the second time in 11 days, and for the second time, the Wildcats beat the Gators. The triumph in Memphis gave UK its third consecutive SEC Tournament title and improved the Pitino-era SEC Tourney mark to a perfect 9-0.

Kentucky	33	40	—	73
Florida	27	33	—	60

2013 - 2014 KENTUCKY MEN'S BASKETBALL

Kentucky 95, Arkansas 93 (OT) **March 12, 1995**

ATLANTA— Kentucky repeatedly clawed its way back in the SEC Tournament final — finding itself trailing by 19 in the first half, 12 points with nine minutes left in the second half and nine points with 1:33 remaining in overtime.

Kentucky	44	36	15	—	95
Arkansas	50	30	13	—	93

Kentucky 81, Massachusetts 74

March 30, 1996

EAST RUTHERFORD, N.J. — In a rematch from an early season loss, the Wildcats fought off a late rally in the national semifinals to advance to the championship game for the first time in 18 years.

Kentucky	36	45	—	81
UMass	28	46	—	74

Kentucky 76, Syracuse 67

April 1, 1996

EAST RUTHERFORD, N.J. — Behind an NCAA title game record-tying seven three-pointers from Tony Delk, UK won its sixth national title.

Kentucky	42	34	—	76
Syracuse	33	34	—	67

Arizona 84, Kentucky 79 (OT)

March 31, 1997

INDIANAPOLIS — Trying to become the second team in 24 years to repeat as national champion, Ron Mercer and Anthony Epps nailed three-pointers inside the last minute to force overtime. But with four Wildcats fouling out, Arizona outscored UK in the extra period in Rick Pitino's final game as coach at Kentucky.

Arizona	33	41	10	—	84
Kentucky	32	42	5	—	79

Kentucky 86, Duke 84

March 22, 1998

ST. PETERSBURG, Fla. — The Wildcats fell behind by 18 points in the first half and by 17 points with 9:38 remaining in the game before avenging a 1992 loss to the Blue Devils. Cameron Mills' three-pointer with 2:15 left gave UK its first lead, 80-79, before Scott Padgett's trey with 39.4 seconds remaining broke an 81-81 tie as Kentucky advanced to the Final Four for the third consecutive year.

Kentucky	39	47	—	86
Duke	49	35	—	84

Kentucky 86, Stanford 85 (OT)

March 28, 1998

SAN ANTONIO — Kentucky rallied from a 10-point second-half deficit, then grabbed a five-point overtime lead, before fending off the Cardinal to advance to the title

game for the third straight season. Jeff Sheppard canned three long-range three-pointers — two in the final three minutes and one in overtime — en route to a career-high 27 points.

Stanford	37	36	12	—	85
Kentucky	32	41	13	—	86

Kentucky 78, Utah 69

March 30, 1998

SAN ANTONIO — After being out-rebounded 24-6 in the first half and trailing 41-31 at the break, the "Comeback Cats" charged from behind to win the school's seventh national title, its second in three years. It was the largest halftime deficit overcome in a title game.

Utah	41	28	—	69
Kentucky	31	47	—	78

Kentucky 103, Maryland 91

December 12, 1998

LEXINGTON — The senior trio of Heshimu Evans, Scott Padgett and Wayne Turner combined to tally 73 points, 22 rebounds and 14 assists as the fifth-ranked Cats knocked off the No. 2 Terrapins, ending their 13-game win streak.

Maryland	41	50	—	91
Kentucky	54	49	—	103

Kentucky 82, Louisville 62

December 29, 2001

LEXINGTON — Rick Pitino returned to Rupp Arena for the first time as coach of archrival Louisville but watched as Tayshaun Prince scored a game-high 18 points as UK won by 20. UK dedicated the new playing floor as "Cawood's Court" before chants of "Tub-by, Tub-by" filled the arena throughout the game.

Kentucky	36	46	—	82
Louisville	32	30	—	62

Kentucky 70, Florida 55

February 4, 2003

LEXINGTON — Florida came to Lexington sporting a No. 1 ranking for the first time in school history, but were quickly stifled by UK's defense. The Wildcats were able to jump out to a 23-point lead at halftime, which grew to as much as 29 points during the final half as a Rupp Arena-record crowd of 24,459 watched UK earn the 70-55 victory.

Kentucky	45	23	—	70
Florida	22	33	—	55

Kentucky 79, Michigan State 74

December 13, 2003

DETROIT — A basketball world-record crowd of 78,129 watch No. 8 Kentucky beat No. 21 Michigan

State at Ford Field. Unlike basketball games at domes that have attracted 40,000-plus fans, the court was not tucked into an end zone, but placed on the 50-yard line in the Detroit Lions' home stadium - a true site to see.

Kentucky	49	30	—	79
Michigan St.	43	31	—	74

Kentucky 67, C. Arkansas 40

November 6, 2007

LEXINGTON — The Billy Gillispie era opened, as the Graford, Texas native made his regular season debut as the 21st coach in Kentucky history. Joe Crawford paced the Cats with 20 points while Mark Coury recorded a double-double, giving Gillispie a successful debut.

C. Arkansas	20	20	—	40
Kentucky	34	33	—	67

Kentucky 90, Tennessee 72

January 13, 2009

KNOXVILLE — Jodie Meeks had a night to remember when he broke the UK single-game scoring record scoring 54 points in leading the Wildcats to victory. Meeks finished the night 15-22 from the field (10-15 three-point range) and 14-14 from the free throw line.

Kentucky	41	49	—	90
Tennessee	37	35	—	72

Kentucky 88, Drexel 44

December 21, 2009

LEXINGTON — Kentucky became the first program in college basketball history to reach the 2,000-win plateau. The Wildcats defeated Drexel 88-44 to achieve the milestone.

Drexel	20	24	—	44
Kentucky	56	32	—	88

Kentucky 62, Ohio State 60

March 25, 2011

NEWARK — Kentucky knocked off number one overall seed, Ohio State, in the Sweet 16. Brandon Knight's jumper with five seconds remaining led the fourth-seeded Wildcats over the number one-seeded Buckeyes.

Kentucky	30	32	—	62
Ohio State	30	30	—	60

Kentucky 76, North Carolina 69

March 27, 2011

NEWARK — Kentucky's Elite Eight victory over North Carolina sent the Wildcats to their first Final Four in 13 years. Brandon Knight led UK with 22 points as the Cats advanced to the Final Four on a 10-game win streak.

Kentucky	38	38	—	76
North Carolina	30	39	—	69

Kentucky 69, Louisville 61

March 31, 2012

NEW ORLEANS — Kentucky and Louisville met in the Final Four for the first time in history. Behind an 18-point, 14-rebound, 5-block effort from Anthony Davis, the Wildcats defeated the Cardinals for the second time in the season.

Louisville	28	33	—	61
Kentucky	35	34	—	69

Kentucky 67, Kansas 59

April 2, 2012

NEW ORLEANS — Kentucky claimed the eighth national title in program history with its second defeat of Kansas in the season. Doron Lamb led all scorers with 22 points, while Anthony Davis pulled down 16 rebounds, blocked six shots and dished out five assists.

Kansas	27	32	—	59
Kentucky	41	26	—	67

Kentucky 87, Ole Miss 74

January 29, 2013

OXFORD, MISS. — Freshman Nerlens Noel set the single-game UK blocks record with 12 swats in an upset of No. 16 Ole Miss in 2013. Noel logged six of those blocks after registering his fourth foul in the game.

Kentucky	37	50	—	87
Ole Miss	38	36	—	74



RON MERCER

CAMERON MILLS

BIGGEST SHOTS

A. Ralph Beard

Mar. 20, 1946 vs. Rhode Island
This free throw with 43 seconds left gave Adolph Rupp his first national title, 46-45.

B. Ralph Beard

Feb. 14, 1948 vs. Tennessee
The buzzer-beater is still one of the longest shots (52.5') in UK history.

C. Vernon Hatton

Dec. 7, 1957 vs. Temple
Hatton's 47-foot bomb from midcourt tied the game at the end of the first overtime.

D. Terry Mobley

Dec. 31, 1963 vs. Duke
Mobley's shot, with 7 seconds left, propelled UK past No. 1 Duke, 81-79.

E. Kyle Macy

Feb. 24, 1980 vs. LSU
Macy's jumper gave the Cats the 1980 SEC crown, 76-74 in overtime.

F. Kenny Walker

Mar. 10, 1984 vs. Auburn
The sophomore's 15-footer at the buzzer defeated Charles Barkley's squad for the SEC Tourney title.

G. Cedric Jenkins

Dec. 12, 1987 vs. Louisville
Jenkins' tip-in gave UK a 76-75 win against its arch rival.

H. Jeff Brassow

Dec. 23, 1993 vs. Arizona
Brassow tipped in a Rodrick Rhodes' miss as UK won the Maui Invitational, 93-92.

I. Walter McCarty

Feb. 15, 1994 vs. LSU
McCarty's three capped a 31-point comeback against the Tigers.

J. Tony Delk

April 1, 1996 vs. Syracuse
His three was part of a four-point play that lifted UK to its sixth NCAA title.

K. Scott Padgett

Mar. 22, 1998 vs. Duke
The three-pointer broke an 81-81 tie with 39.4 seconds left and capped a 17-point comeback.

L. Tayshaun Prince

Dec. 8, 2001 vs. North Carolina
This nearly 30' 3FG from just inside the mid-court logo capped five consecutive threes by Prince to open the game.

M. Patrick Sparks

Dec. 18, 2004 at Louisville
Sparks' three free-throws with no time remaining helped UK overcome a 16-point halftime deficit for a 60-58 win.

N. DeMarcus Cousins

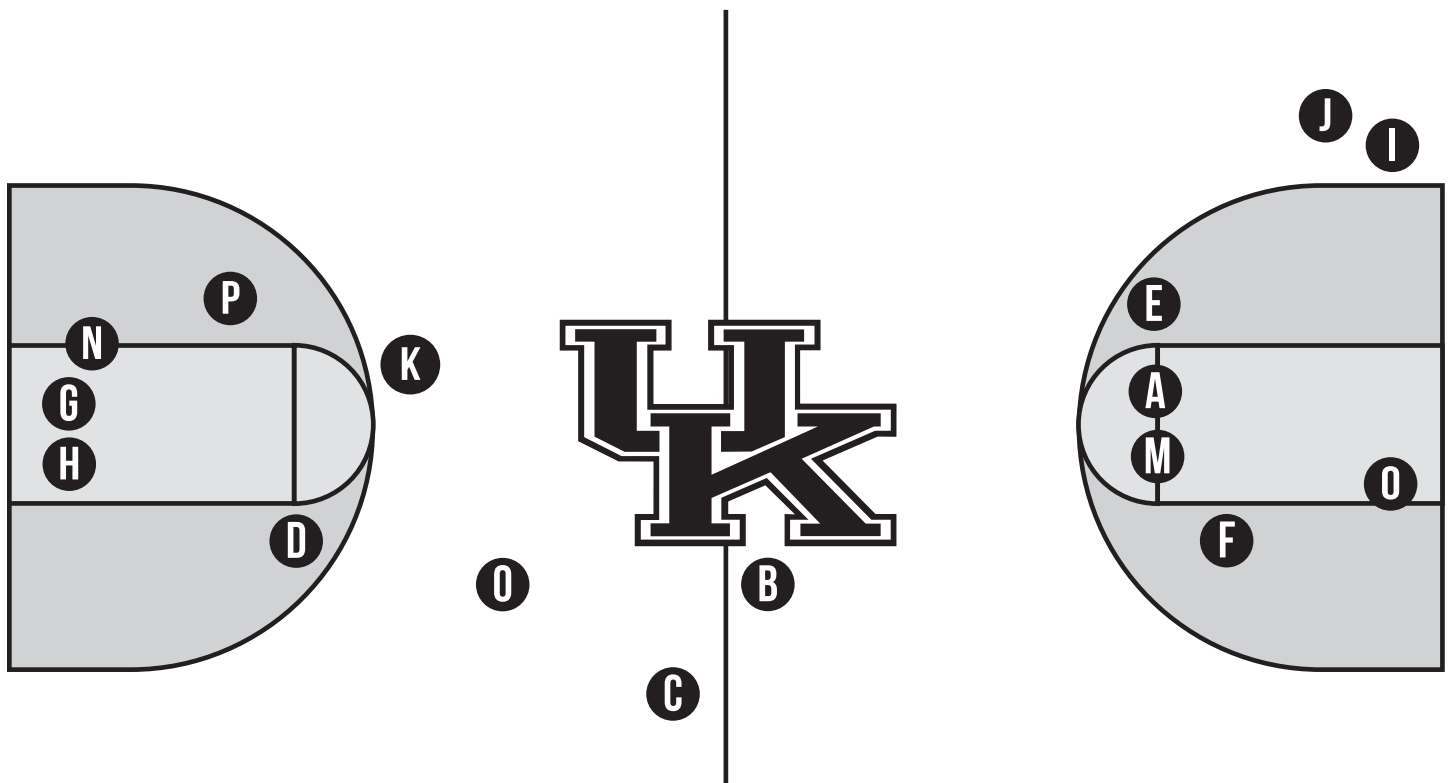
Mar. 14, 2010 vs. Mississippi State
Cousins' tip-in at the buzzer sent the game in overtime en route to UK's 26th SEC Tourney title.

O. Brandon Knight

Mar. 17, 2011 vs. Princeton
Knight's driving layup with 2 secs remaining lifts UK to a 59-57 win in its NCAA Tourney opener.

P. Brandon Knight

Mar. 25, 2011 vs. Ohio State
Knight knocked down a jumper with 5 secs remaining to beat No. 1 and top-seeded Ohio State 62-60 to advance to the Elite Eight.



YEAR-BY-YEAR TEAM STATISTICS

	G	FG-FGA	FG%	3FG-3FGA	3FG%	FT-FTA	FT%	Reb-Avg	PF-D	A	TO	BS	St	Pts	Avg
1944-45 UK	26	591				282			367					1464	56.3
1945-46 UK	30	725				371-613	.605		469					1821	60.7
(28-2) Opp	30													1194	39.8
1946-47 UK	37	1011-3232	31.5			500-781	.640		682					2536	68.5
(34-3) Opp	37													1416	38.3
1947-48 UK	39	1082-3465	31.2			526-841	.625		764					2690	69.0
(36-3) Opp	39		23.2											1730	44.4
1948-49 UK	34	903-2756	32.8			514-728	70.6		636					2320	68.2
(28-2) Opp	34	538-2216	24.3			454-756	60.1		635					1530	45.0
1949-50 UK	30	823-2485	33.1			443-673	65.8		604					2089	69.6
(25-5) Opp	30	625-2270	27.5			446-725	61.5		558					1696	56.5
1950-51 UK	34	1029-3013	34.2			482-744	64.8	2109-62.0	648	471				2540	74.7
(32-2) Opp	34	656-2422	27.0			471-786	59.9	1357-39.9	623	265				1783	52.4
1951-52 UK	32	1043-2829	36.9			549-865	63.5	1817-56.8	707	497				2635	82.3
(28-2) Opp	32	658-2219	29.7			458-786	58.3	1164-36.4	731	188				1774	55.4
1952-53	No Schedule (Under Suspension by NCAA)														
1953-54 UK	25	829-2162	38.3			529-780	67.8	1318-52.7	582-35					2187	87.5
(25-0) Opp	25	481-1574	30.6			546-872	62.6	851-34.0	500-27					1508	60.3
1954-55 UK	26	781-2123	36.8			425-675	63.0	1680-64.6	481					1987	76.4
(23-3) Opp	26	527-1741	30.3			534-824	64.8	1120-43.1	400					1588	61.1
1955-56 UK	26	826-2078	41.5			473-729	64.9	1502-57.8	490					2197	84.5
(20-6) Opp	26	628-1750	35.9			546-828	65.9	1094-42.1	548					1802	69.3
1956-57 UK	28	889-2191	40.6			579-829	69.8	1550-55.4	524					2357	84.2
(23-5) Opp	28	673-1971	34.1			607-883	68.7	1109-39.6	478					1953	69.8
1957-58 UK	29	832-2223	37.3			502-680	73.8	1562-53.9	474					2166	74.7
(23-6) Opp	29	690-1945	35.5			437-635	68.8	1227-42.3	494					1817	62.7
1958-59 UK	27	778-1922	40.5			570-758	75.2	1361-50.4	513					2126	78.7
(24-3) Opp	27	623-1687	36.9			491-720	68.2	1117-41.4	539					1737	64.3
1959-60 UK	25	667-1741	38.3			504-700	72.0	1317-52.7	502					1838	73.5
(18-7) Opp	25	559-1547	36.1			524-725	72.3	1142-45.7	509					1642	65.7
1960-61 UK	28	726-1928	37.7			575-793	72.5	1438-51.4	551					2027	72.4
(19-9) Opp	28	663-1665	39.8			532-781	68.1	1233-44.0	546					1858	66.4
1961-62 UK	26	822-1895	43.4			497-666	74.6	1399-53.8	483-16	343				2141	82.3
(23-3) Opp	26	637-1733	36.8			430-623	69.0	1090-41.9	476-18	168				1704	65.5
1962-63 UK	25	724-1786	40.5			445-638	69.7	1284-51.4	461-13	237				1893	75.7
(16-9) Opp	25	640-1568	40.8			417-611	68.2	1093-43.7	472-26	119				1697	67.9
1963-64 UK	27	936-2096	44.7			454-605	75.0	1355-50.2	520-20	396				2326	86.1
(21-6) Opp	27	727-1839	39.5			500-700	71.4	1268-47.0	482-15	141				1954	72.4
1964-65 UK	25	796-1771	49.4			517-675	76.6	1103-44.1	504-27	260				2109	84.4
(15-10) Opp	25	729-1643	44.4			456-659	69.2	1147-45.9	526-22	153				1914	76.6
1965-66 UK	29	1017-2079	48.9			485-648	74.8	1368-47.2	539-18	293				2519	86.9
(27-2) Opp	29	770-1916	40.2			488-690	70.7	1205-41.6	515-17	120				2028	69.9
1966-67 UK	26	861-1760	48.9			429-559	76.7	1071-41.2	508-21	270				2151	82.7
(13-13) Opp	26	775-1698	45.6			462-675	68.4	1105-42.5	430-11	152				2012	77.4
1967-68 UK	27	979-2082	47.0			442-624	70.8	1333-49.4	493-7	331				2400	88.9
(22-5) Opp	27	831-1903	43.7			443-630	70.3	1212-44.9	518-17	200				2103	77.9
1968-69 UK	28	1015-2071	49.0			512-688	74.4	1374-49.1	528-16	499				2542	90.8
(23-5) Opp	28	864-1944	44.4			469-685	68.5	1154-41.5	513-17	233				2199	78.5
1969-70 UK	28	1099-2205	49.8			511-686	74.5	1390-49.6	548-16	432				2709	96.8
(26-2) Opp	28	860-1898	45.3			534-740	72.2	1135-40.5	513-18	215				2254	80.5
1970-71 UK	28	1077-2129	50.6			516-688	75.0	1340-47.9	556-13	425				2670	95.4
(22-6) Opp	28	915-2080	44.0			543-739	73.5	1245-44.5	537-18	250				2373	84.8
1971-72 UK	28	916-1866	49.1			479-655	73.1	1214-43.4	481-20	392	402			2311	82.5
(21-7) Opp	28	839-1883	44.6			415-630	65.9	1171-41.8	505-15	275	438			2093	74.8
1972-73 UK	28	1002-2070	48.4			337-484	69.6	1292-46.1	536-18	396	447			2341	83.6
(20-8) Opp	28	888-1978	45.0			322-491	65.6	1182-42.2	540-24	308	487			2098	74.9
1973-74 UK	26	845-1699	49.7			348-481	72.3	991-38.1	521-17	324	471			2038	78.4
(13-13) Opp	26	835-1743	47.9			317-455	69.7	990-38.1	523-20	306	332			1987	76.4

2013 - 2014 KENTUCKY MEN'S BASKETBALL

		G	FG-FGA	FG%	3FG-3FGA	3FG%	FT-FTA	FT%	Reb-Avg	PF-D	A	TO	BS	St	Pts	Avg
1974-75	UK	31	1197-2412	49.6			464-664	69.9	1442-46.5	767-27	479	552			2858	92.2
(26-5)	Opp	31	925-2096	44.1			584-828	70.5	1274-41.1	633-20	367	678			2434	78.5
1975-76	UK	30	981-2027	48.4			453-637	71.1	1250-41.7	632-25	394	539			2415	80.5
(20-10)	Opp	30	938-1998	46.9			469-667	70.3	1098-36.6	625-27	353	511			2345	78.2
1976-77	UK	30	1009-2015	50.1			491-697	70.5	1249-41.6	648-15	513	480			2509	83.6
(26-4)	Opp	30	818-1828	44.9			434-608	71.4	1036-34.5	682-38	432	595			2070	69.1
1977-78	UK	32	1040-1922	54.1			613-808	75.9	1171-36.6	733-18	554	544			2693	84.2
(30-2)	Opp	32	878-1889	46.5			478-718	66.6	1000-31.3	756-50	512	568			2234	69.8
1978-79	UK	31	890-1799	49.5			666-858	77.6	1034-33.4	715-30	392	464	59	208	2446	78.9
(19-12)	Opp	31	886-1788	49.6			508-719	70.7	995-32.1	838-53	435	532	90	191	2280	73.6
1979-80	UK	35	1038-2022	51.3			609-802	75.9	1265-36.1	755-32	538	564	125	216	2685	76.7
(29-6)	Opp	35	880-1971	44.7			563-794	70.9	1052-30.1	753-33	440	551	77	242	2323	66.4
1980-81	UK	28	781-1602	48.8			478-664	72.0	995-35.5	616-22	402	356	122	143	2040	72.9
(22-6)	Opp	28	651-1494	43.6			458-640	71.6	899-32.1	616-20	333	236	48	154	1760	62.9
1981-82	UK	30	827-1618	51.1			545-727	75.0	940-31.3	571-15	460	403	86	171	2199	73.3
(22-8)	Opp	30	786-1681	46.8			421-604	69.7	926-30.9	639-36	439	272	86	176	1993	66.4
1982-83	UK	31	869-1564	55.6			448-625	71.7	959-30.9	544-10	499	461	124	168	2186	70.5
(23-5)	Opp	31	776-1788	43.4			385-560	68.8	950-30.6	616-28	415	405	63	277	1937	62.5
1983-84	UK	34	900-1749	51.5			518-721	71.8	1157-34.0	618-13	562	495	158	176	2318	68.2
(29-5)	Opp	34	796-1894	42.0			383-576	66.5	1024-30.1	696-32	438	481	61	199	1975	58.1
1984-85	UK	31	773-1693	45.7			491-680	72.2	1035-33.4	600-23	441	384	78	174	2037	65.7
(18-13)	Opp	31	785-1661	47.3			406-579	70.1	984-31.7	638-19	474	392	60	179	1976	63.7
1985-86	UK	36	1030-2003	51.4			606-841	72.1	1191-33.1	642-12	612	442	97	280	2666	74.1
(32-4)	Opp	36	886-1914	46.3			432-602	71.8	1031-28.6	759-28	442	548	86	192	2210	61.4
1986-87	UK	29	747-1597	46.8	152-409	.372	319-509	62.7	903-31.1	531-16	387	398	77	206	1965	67.8
(18-11)	Opp	29	737-1550	47.5	83-228	.364	387-545	71.0	963-33.2	532-23	381	458	72	183	1944	67.0
1987-88	UK	33	963-1971	48.9	98-269	.364	604-797	75.8	1163-35.2	529-11	502	420	104	246	2628	79.6
(25-5)	Opp	33	883-1947	45.4	138-389	.355	365-508	71.9	1049-31.8	673-23	454	530	68	198	2269	68.8
1988-89	UK	32	856-1791	47.8	108-302	.358	400-575	69.6	1056-33.0	596-22	499	494	110	228	2220	69.4
(13-19)	Opp	32	849-1833	46.3	167-478	.349	451-645	69.9	1079-33.7	569-15	480	454	69	264	2316	72.4
1989-90	UK	28	868-1798	48.3	281-810	.347	470-644	73.0	996-35.6	664-25	489	403	104	309	2487	88.8
(14-14)	Opp	28	868-1763	49.2	167-436	.383	558-782	71.4	1211-43.3	556-11	494	593	96	206	2461	87.9
1990-91	UK	28	834-1888	44.2	242-715	.338	495-685	72.3	1049-37.5	651-18	482	437	120	291	2405	85.9
(22-6)	Opp	28	760-1659	45.8	99-304	.326	567-805	70.4	1126-40.2	580-11	349	583	108	214	2186	78.1
1991-92	UK	36	1062-2222	47.8	317-888	.357	645-892	72.3	1226-34.1	837-30	661	542	121	368	3086	85.7
(29-7)	Opp	36	920-2013	45.7	125-415	.301	715-1019	70.2	1289-35.8	769-28	427	708	148	279	2680	74.4
1992-93	UK	34	1048-2184	48.0	340-862	.394	539-784	68.8	1364-40.1	776-20	665	541	160	323	2975	87.5
(30-4)	Opp	34	807-1917	42.1	139-420	.331	621-940	66.1	1161-34.1	679-16	398	620	116	268	2374	69.8
1993-94	UK	34	1027-2195	46.8	301-857	.351	597-875	68.2	1303-38.3	762-30	648	533	195	394	2952	86.8
(27-7)	Opp	34	862-2041	42.2	189-566	.334	624-917	68.0	1326-39.0	721-18	461	695	111	250	2537	74.6
1994-95	UK	33	1016-2211	46.0	276-736	.375	576-801	71.9	1338-40.5	734-12	647	489	176	347	2884	87.4
(28-5)	Opp	33	764-1889	40.4	165-517	.319	585-856	68.3	1220-37.0	667-21	418	690	137	220	2278	69.0
1995-96	UK	36	1198-2461	48.7	266-670	.397	630-883	71.3	1501-41.7	729-10	783	554	176	435	3292	91.4
(34-2)	Opp	36	885-2135	41.5	191-569	.336	536-799	67.1	1289-35.8	748-30	487	799	141	256	2497	69.4
1996-97	UK	40	1238-2631	47.1	287-777	.369	562-824	68.2	1575-39.4	802-26	776	589	203	480	3325	83.1
(35-5)	Opp	40	854-2147	39.8	185-589	.314	619-922	67.1	1367-34.2	731-19	484	907	99	256	2512	62.8
1997-98	UK	39	1161-2409	48.2	250-681	.367	551-816	67.5	1640-42.1	722-7	691	583	240	341	3123	80.1
(35-4)	Opp	39	892-2324	38.4	281-812	.346	547-804	68.0	1321-33.9	721-21	485	636	109	271	2612	67.0
1998-99	UK	37	1034-2163	47.8	226-676	.334	496-776	63.9	1470-39.7	629-6	605	547	199	286	2790	75.4
(28-9)	Opp	37	823-2162	38.1	252-764	.330	422-640	65.9	1245-33.6	703-17	420	595	103	254	2320	62.7
1999-00	UK	33	793-1873	42.3	188-643	.292	506-735	68.8	1300-39.4	537-10	427	502	185	201	2280	69.1
(23-10)	Opp	33	757-1941	39.0	224-688	.326	336-520	64.6	1135-34.4	647-21	352	482	66	227	2074	62.8
2000-01	UK	34	988-2051	48.2	245-708	.346	492-751	65.5	1311-38.6	631-5	539	513	151	229	2713	79.8
(24-10)	Opp	34	842-2081	40.5	244-689	.354	472-689	68.5	1214-35.7	659-18	426	551	82	231	2400	70.6
2001-02	UK	32	905-2020	44.8	219-691	.317	431-638	67.6	1283-40.1	582-6	471	460	153	252	2460	76.9
(22-10)	Opp	32	782-1898	41.2	216-641	.337	403-598	67.4	1107-34.6	587-8	410	529	100	225	2183	68.2
2002-03	UK	36	1026-2102	48.8	208-585	.356	522-742	70.4	1324-36.8	625-4	574	501	176	281	2782	77.3
(32-4)	Opp	36	827-1993	41.5	211-633	.333	444-647	68.6	1114-30.9	664-0	392	592	123	225	2309	64.1
2003-04	UK	32	862-1828	47.2	204-572	.357	437-627	69.7	1158-36.2	584-4	504	468	110	249	2365	73.9
(27-5)	Opp	32	704-1748	40.3	204-622	.328	424-592	71.6	1004-31.4	569	357	509	99	229	2036	63.6
2004-05	UK	34	901-1940	46.4	218-635	.343	483-728	66.3	1197-35.2	582-7	509	445	147	311	2503	73.6
(28-6)	Opp	34	749-1848	40.5	224-680	.329	405-587	69.0	1155-34.0	631	383	596	111	173	2127	62.6
2005-06	UK	35	903-2020	44.7	265-758	.350	406-601	67.6	1265-36.1	595-5	495	464	106	206	2477	70.8
(22-13)	Opp	35	829-1953	42.4	228-700	.326	428-633	67.6	1162-33.2	603	448	472	118	187	2314	66.1
2006-07	UK	34	890-1868	47.6	231-650	.355	485-690	70.3	1235-36.3	547-4	537	493	161	201	2496	73.4
(22-12)	Opp	34	839-2040	41.1	256-766	.334	368-568	64.8	1125-33.1	609	441	440	109	236	2302	67.7
2007-08	UK	31	735-1566	46.9	182-493	.369	472-644	73.3	1038-33.5	586-18	395	490	149	206	2124	68.5
(18-13)	Opp	31	671-1695	39.6	184-565	.326	508-719	70.7								

SCORING

Career Leaders

Scoring Average

Player	Season	G	Pts	Avg
1. Dan Issel	1968-70	83	2,138	25.8
2. Cotton Nash	1962-64	78	1,770	22.7
3. Kevin Grevey	1973-75	84	1,801	21.4
4. Bob Burrow	1955-56	51	1,023	20.1
5. Louie Dampier	1965-67	80	1,575	19.7
6. Bill Spivey	1950-51	63	1,213	19.3
7. Cliff Hagan	1951-52, 54	77	1,475	19.2
8. Jamal Mashburn	1990-93	98	1,843	18.8
9. Mike Casey	1968-70	82	1,535	18.7
10. Pat Riley	1965-67	80	1,464	18.3

Season Leaders

Points

Player	Season	G	Avg	Pts
1. Dan Issel	1970	28	33.9	948
2. Jodie Meeks	2009	36	23.7	854
3. Jamal Mashburn	1992	36	21.3	767
4. Dan Issel	1969	28	26.6	746
5. Kevin Grevey	1975	31	23.5	730
6. Ron Mercer	1997	40	18.1	725
7. Kenny Walker	1986	36	20.0	721
8. Jamal Mashburn	1993	34	21.0	714
9. Kenny Walker	1985	31	22.9	710
10. Alex Groza	1949	34	20.5	698
11. Cliff Hagan	1952	32	21.6	692
12. Brandon Knight	2011	38	17.3	657
13. Cotton Nash	1964	27	24.0	648
14. Tony Delk	1996	36	17.8	639
15. Pat Riley	1966	29	21.9	635
Bill Spivey	1951	33	19.2	635

By a Freshman —

1. Brandon Knight	2011	38	17.3	657
2. John Wall	2010	37	16.6	616
3. Terrence Jones	2011	38	15.7	595
4. DeMarcus Cousins	2010	38	15.1	575
5. Anthony Davis	2012	40	14.2	567

By a Sophomore —

1. Jamal Mashburn	1992	36	21.3	767
2. Ron Mercer	1997	40	18.1	725
3. Patrick Patterson	2009	34	17.9	609
Rex Chapman	1988	32	19.0	609
5. Cotton Nash	1962	26	23.4	608

By a Junior —

1. Jodie Meeks	2009	36	23.7	854
2. Dan Issel	1969	28	26.6	746
3. Jamal Mashburn	1993	34	21.0	714
4. Kenny Walker	1985	31	22.9	710
5. Cliff Hagan	1952	32	21.6	692

By a Senior —

1. Dan Issel	1969-70	28	33.9	948
2. Kevin Grevey	1974-75	31	23.5	730
3. Kenny Walker	1985-86	36	20.0	721
4. Alex Groza	1948-49	34	20.5	698
5. Cotton Nash	1963-64	27	24.0	648

Scoring Average

Player	Season	G	Pts	Avg
1. Dan Issel	1969-70	28	948	33.86
2. Dan Issel	1968-69	28	746	26.64
3. Cotton Nash	1963-64	27	648	24.00
Cliff Hagan	1953-54	25	600	24.00
5. Jodie Meeks	2008-09	36	854	23.72
6. Kevin Grevey	1974-75	31	730	23.55
7. Cotton Nash	1961-62	26	608	23.38
8. Kenny Walker	1984-85	31	710	22.90
9. Pat Riley	1965-66	29	637	21.97
10. Kevin Grevey	1973-74	25	547	21.88

Game Leaders

Points

Player, Opponent (Date)	Pts
1. Jodie Meeks at Tennessee (1/13/09)	54
2. Dan Issel at Ole Miss (2/7/1970)	53
3. Dan Issel at LSU (2/21/1970)	51
Cliff Hagan vs. Temple (12/5/1953)	51
5. Bob Burrow vs. LSU (1/14/1956)	50
6. Dan Issel at Alabama (2/23/1970)	47
7. Jodie Meeks vs. Appalachian St. (12/20/2008) [Freedom Hall]	46
8. Jodie Meeks at Arkansas (2/14/2009)	45
9. Dan Issel vs. Notre Dame (3/12/1970) [NCAA]	44
10. Melvin Turpin vs. Georgia (3/8/1984) [SEC]	42
Melvin Turpin at Tennessee (1/31/1983)	42
Dan Issel vs. Auburn (3/2/1970)	42
Mike Pratt vs. Notre Dame (12/27/1969)	42
Louie Dampier at Vanderbilt (2/2/1966)	42
Cliff Hagan vs. Tennessee (3/1/1952)	42
16. Tayshaun Prince vs. Tulsa (3/16/2002) [NCAA]	41
Jack Givens vs. Duke (3/27/1978) [NCAA]	41
Dan Issel vs. North Carolina (12/8/1969)	41
Dan Issel at Vanderbilt (3/1/1969)	41
20. Derrick Miller vs. Vanderbilt (2/7/1990)	40
Kevin Grevey at Georgia (2/19/1973)	40
Dan Issel vs. Georgia (2/16/1970)	40
Dan Issel vs. Navy (12/19/1969)	40
Louie Dampier vs. Illinois (12/5/1966)	40
Bob Burrow at Saint Louis (12/28/1955)	40
Bill Spivey vs. Xavier (2/13/1951)	40
Bill Spivey vs. Georgia Tech (2/18/1950)	40

By a Freshman —

1. Terrence Jones vs. Auburn (1/11/2011)	35
2. Doron Lamb vs. Winthrop (12/22/2010)	32
3. Jamal Mashburn vs. Georgia (2/3/1991)	31
4. Brandon Knight vs. West Virginia (3/19/2011)	30
5. Terrence Jones vs. Oklahoma (11/22/2010)	29
Eric Bledsoe vs. East Tennessee State (3/18/2010)	29
6. Anthony Davis vs. Vanderbilt (2/25/12)	28
Archie Goodwin vs. Morehead St. (11/21/12)	28
Rick Robey vs. Vanderbilt (3/1/1975)	28
9. Anthony Davis vs. Arkansas (1/17/12)	27
Terrence Jones vs. Notre Dame (12/8/2010)	27
DeMarcus Cousins at South Carolina (1/26/10)	27
DeMarcus Cousins vs. Sam Houston (11/19/09)	27
Rodrick Rhodes vs. Georgia Tech (12/5/1992)	27
Ed Davender vs. East Tenn. St. (12/21/1984)	27
Sam Bowie vs. Ole Miss (2/29/1980)	27
Alex Groza at Temple (12/30/1944)	27
Jack Parkinson vs. Tulane (3/4/1944) [SEC]	27

1. Kevin Grevey at Georgia (2/19/1973)	40
Bill Spivey vs. Georgia Tech (2/18/1950)	40
3. Tom Payne vs. LSU (2/20/1971)	39
4. Cotton Nash vs. Vanderbilt (2/19/1962)	38
5. LeRon Ellis vs. Northwestern State (12/7/1988)	37
Louie Dampier vs. Iowa State (12/9/1964)	37
Bill Spivey vs. Tennessee (3/4/1950) [SEC]	37

By a Sophomore —

1. Jodie Meeks at Tennessee (1/13/09)	54
2. Jodie Meeks vs. Appalachian St. (12/20/2008) [Freedom Hall]	46
3. Jodie Meeks at Arkansas (2/14/2009)	45
4. Melvin Turpin at Tennessee (1/31/1983)	42
Louie Dampier at Vanderbilt (2/2/1966)	42
Cliff Hagan vs. Tennessee (3/1/1952)	42

By a Junior —

1. Jodie Meeks at Tennessee (1/13/09)	54
2. Jodie Meeks vs. Appalachian St. (12/20/2008) [Freedom Hall]	46
3. Jodie Meeks at Arkansas (2/14/2009)	45
4. Melvin Turpin at Tennessee (1/31/1983)	42
Louie Dampier at Vanderbilt (2/2/1966)	42
Cliff Hagan vs. Tennessee (3/1/1952)	42

TEAM RECORDS

Most Points Scored

Half: 86 at LSU (1-16-96, 1st half)
 Game: 143 vs. Georgia (2-27-56)
 Game (both teams): 245 at Kansas (12-9-89) [KU 150, UK 95]
 Season: 3,325 (1996-97) [40 games]
 Fewest Points Scored
 Game: 1 vs. Transylvania (2-5-1905)
 Season: 538 (1924-25) [22 games]

INDIVIDUAL RECORDS

Points Scored

Game: 54, Jodie Meeks at Tennessee (1-13-09)
 Season: 948, Dan Issel (1969-70)
 Career: 2,138, Dan Issel (1968-70)
 Highest Scoring Average
 Season (min. 20 games): 33.9, Dan Issel (1969-70)
 Career (min. 40 games): 25.8, Dan Issel (1968-70)

By a Senior —

1. Dan Issel at Ole Miss (2/7/1970)	53
2. Dan Issel at LSU (2/21/1970)	51
Cliff Hagan vs. Temple (12/5/1953)	51
4. Bob Burrow vs. LSU (1/14/1956)	50
5. Dan Issel at Alabama (2/23/1970)	47

Most Points in First Varsity Game (Since 1947-48)

Player, Opponent (Date)	Pts
1. Mike Casey vs. Michigan (12/2/1967)	28
2. Terrence Jones vs. East Tennessee State (11/12/2010)	28
Cotton Nash vs. Miami, Ohio (12/2/1961)	25
4. Eric Bledsoe vs. Morehead State (11/13/09)	24
5. Anthony Davis vs. Marist (11/11/11)	23
6. Sam Bowie vs. Duke (11/17/1979)	22
7. Doron Lamb vs. East Tennessee State (11/12/2010)	20
Roger Newman vs. VMI (12/1/1960)	20
9. John Wall vs. Miami, Ohio (11/16/2009)	19
10. Rex Chapman vs. Austin Peay (11/29/1986)	18
Louie Dampier vs. Iowa (12/4/1964)	18
Dan Issel vs. Michigan (12/2/1967)	18

YEAR-BY-YEAR SCORING

QUICKEST TO 1,000 POINTS

Name (Years)	Games to 1,000	Opp. (Date)
1. Cotton Nash (1962-64)	45	Florida (2-2-63)
2. Dan Issel (1968-70)	49	LSU (2-22-69)
3. Bob Burrow (1955-56)	51	Iowa (3-17-56)
4. Mike Casey (1968-69, 71)	51	Vandy (3-1-69)
5. Kevin Grevey (1973-75)	51	Florida (2-25-74)
6. Bill Spivey (1950-51)	52	Tenn. (2-17-51)
7. Louie Dampier (1965-67)	53	Duke (3-18-66)
8. Pat Riley (1965-67)	54	UTEP (3-19-66)
9. Cliff Hagan (1951-52, 54)	57	Duke (12-21-53)
10. Patrick Patterson (2008-09)	58	Creighton (3-23-09)

Year-By-Year

Year	Player	Class	G	Pts	Avg.
1922-23	Carl Riefkin	Jr.	13	133	10.2
1923-24	Jim McFarland	So.	16	157	9.8
1924-25	Jim McFarland	Jr.	20	143	7.2
1925-26	Gayle Mohney	Jr.	18	200	11.1
1926-27	Paul Jenkins	Jr.	16	98	6.1
1927-28	Cecil Combs	So.	18	186	10.3
1928-29	Stan Milward	So.	17	116	6.8
1929-30	Cecil Combs	Sr.	19	125	6.6
1930-31	Carey Spicer	Sr.	18	190	10.6
1931-32	Aggie Sale	Jr.	17	235	13.8
1932-33	Aggie Sale	Sr.	24	324	13.5
1933-34	John "Frenchy" De Moisey	Sr.	17	212	12.5
1934-35	Leroy Edwards	So.	21	343	16.3
1935-36	Ralph Carlisle	So.	21	241	11.5
1936-37	Ralph Carlisle	Jr.	21	208	9.9
1937-38	Joe Hagan	Sr.	18	184	10.2
1938-39	Fred Curtis	Sr.	20	183	9.2
1939-40	Mickey Rouse	Sr.	21	175	8.3
1940-41	Jim King	Jr.	25	151	6.0
1941-42	Marvin Akers	Jr.	25	190	7.6
1942-43	Milt Ticco	Sr.	23	233	10.1
1943-44	Bob Brannum	Fr.	21	254	12.1
1944-45	Jack Tingle	So.	26	293	11.3
1945-46	Jack Parkinson	Jr.	30	339	11.3
1946-47	Alex Groza	So.	37	393	10.6
1947-48	Ralph Beard	Jr.	38	476	12.5
1948-49	Alex Groza	Sr.	34	698	20.5
1949-50	Bill Spivey	So.	30	578	19.3
1950-51	Bill Spivey	Jr.	33	635	19.2

Year	Player	Class	G	Pts	Avg.
1951-52	Cliff Hagan	Jr.	32	692	21.6
1953-54	Cliff Hagan	Sr.	25	600	24.0
1954-55	Bob Burrow	Jr.	26	495	19.0
1955-56	Bob Burrow	Sr.	25	528	21.1
1956-57	Johnny Cox	So.	28	544	19.4
1957-58	Vernon Hatton	Sr.	29	496	17.1
1958-59	Johnny Cox	Sr.	27	485	17.9
1959-60	Billy Ray Lickert	Jr.	20	288	14.4
1960-61	Billy Ray Lickert	Sr.	28	450	16.0
1961-62	Cotton Nash	So.	26	608	23.4
1962-63	Cotton Nash	Jr.	25	514	20.6
1963-64	Cotton Nash	Sr.	27	648	24.0
1964-65	Louie Dampier	So.	25	426	17.0
1965-66	Pat Riley	Jr.	29	637	22.0
1966-67	Louie Dampier	Sr.	26	537	20.6
1967-68	Mike Casey	So.	27	541	20.1
1968-69	Dan Issel	Jr.	28	746	26.6
1969-70	Dan Issel	Sr.	28	948	33.9
1970-71	Tom Parker	Jr.	28	492	17.6
1971-72	Jim Andrews	Jr.	28	602	21.5
1972-73	Jim Andrews	Sr.	28	562	20.1
1973-74	Kevin Grevey	Jr.	25	547	21.9
1974-75	Kevin Grevey	Sr.	31	730	23.6
1975-76	Jack Givens	So.	30	602	20.1
1976-77	Jack Givens	Jr.	30	566	18.9
1977-78	Jack Givens	Sr.	32	578	18.1
1978-79	Kyle Macy	Jr.	31	470	15.2
1979-80	Kyle Macy	Sr.	35	540	15.4
1980-81	Sam Bowie	So.	28	488	17.4
1981-82	Derrick Hord	Jr.	30	490	16.3
1982-83	Melvin Turpin	Jr.	31	468	15.1
1983-84	Melvin Turpin	Sr.	34	518	15.2
1984-85	Kenny Walker	Jr.	31	710	22.9
1985-86	Kenny Walker	Sr.	36	721	20.0
1986-87	Rex Chapman	Fr.	29	464	16.0
1987-88	Rex Chapman	So.	32	609	19.0
1988-89	LeRon Ellis	So.	32	511	16.0
1989-90	Derrick Miller	Sr.	28	538	19.2
1990-91	John Pelphrey	Jr.	28	404	14.4
1991-92	Jamal Mashburn	So.	36	767	21.3
1992-93	Jamal Mashburn	Jr.	34	714	21.0
1993-94	Tony Delk	So.	34	564	16.6
1994-95	Tony Delk	Jr.	33	551	16.7
1995-96	Tony Delk	Sr.	36	639	17.8
1996-97	Ron Mercer	So.	40	725	18.1
1997-98	Jeff Sheppard	Sr.	39	521	13.7
1998-99	Scott Padgett	Sr.	37	467	12.6
1999-00	Jamaal Magloire	Sr.	33	435	13.2
2000-01	Keith Bogans	So.	34	577	17.0
2001-02	Tayshaun Prince	Sr.	32	560	17.5
2002-03	Keith Bogans	Sr.	36	564	15.7
2003-04	Gerald Fitch	Sr.	29	470	16.2
2004-05	Kelenna Azubuike	Jr.	34	499	14.7
2005-06	Rajon Rondo	So.	34	380	11.2
2006-07	Randolph Morris	Jr.	34	546	16.1
2007-08	Joe Crawford	Sr.	30	538	17.9
2008-09	Jodie Meeks	Jr.	36	854	23.7
2009-10	John Wall	Fr.	37	616	16.6
2010-11	Brandon Knight	Fr.	38	657	17.3
2011-12	Anthony Davis	Fr.	40	567	14.2
2012-13	Archie Goodwin	Fr.	33	466	14.1

ALL-TIME LEADING SCORERS - VARSITY CAREER

(THE 1,000-POINT CLUB)

	Player (Position)	Years	Seasons	Points	Games	Average
1.	Dan Issel (C)	3	1968-70	2,138	83	25.8
2.	Kenny Walker (F)	4	1983-86	2,080	132	15.8
3.	Jack Givens (F)	4	1975-78	2,038	123	16.6
4.	Keith Bogans (G)	4	2000-03	1,923	135	14.2
5.	Tony Delk (G)	4	1993-96	1,890	133	14.2
6.	Jamal Mashburn (F)	3	1991-93	1,843	98	18.8
7.	Kevin Grevey (F)	3	1973-75	1,801	84	21.4
8.	Tayshaun Prince (F)	4	1999-02	1,775	135	13.1
9.	Cotton Nash (C-F)	3	1962-64	1,770	78	22.6
10.	Alex Groza (C)	4	1945-47, 49	1,744	120	14.4
11.	Ed Davender (G)	4	1985-88	1,637	129	12.7
12.	Louie Dampier (G)	3	1965-67	1,575	80	19.7
13.	Patrick Patterson (F)	3	2008-10	1,564	97	16.1
14.	Mike Casey (G)	3	1968-69, 71	1,535	82	18.7
15.	Ralph Beard (G)	4	1946-49	1,517	139	10.8
16.	Melvin Turpin (C)	4	1981-84	1,509	123	12.3
17.	Cliff Hagan (C)	3	1951-52, 54	1,475	77	19.2
18.	Pat Riley (F)	3	1965-67	1,464	80	18.3
19.	Johnny Cox (F)	3	1957-59	1,461	84	17.3
20.	Joe Crawford (G)	4	2005-08	1,438	127	11.3
21.	Kyle Macy (G)	3	1978-80	1,411	98	14.4
22.	Winston Bennett (F)	4	1984-88	1,399	133	10.5
23.	Rick Robey (F-C)	4	1975-78	1,395	105	13.3
24.	Gerald Fitch (G)	4	2001-04	1,391	127	11.0
25.	Mike Phillips (C)	4	1975-78	1,367	120	11.4
26.	Mike Pratt (F)	3	1968-70	1,359	81	16.8
27.	Frank Ramsey (G)	3	1951-52, 54	1,344	91	14.7
28.	Ramel Bradley	4	2005-08	1,326	128	10.4
29.	Jim Andrews (C)	3	1971-73	1,320	80	16.5
30.	Sam Bowie (C-F)	3	1980-81, 84	1,285	86	14.7
31.	Jim Master (G)	4	1981-84	1,283	121	10.6
32.	John Pelphrey (F)	4	1988-92	1,257	114	11.0
33.	Scott Padgett (F)	4	1995-99	1,252	122	10.3
34.	Darius Miller (G-F)	4	2008-12	1,248	152	8.2
35.	Jodie Meeks (G)	3	2007-09	1,246	81	15.4
36.	Tom Parker (F)	3	1970-72	1,238	80	15.5
37.	Deron Feldhaus (F)	4	1988-92	1,232	124	9.6
38.	Derrick Hord (F)	4	1980-83	1,220	124	9.3
39.	Bill Spivey (C)	2	1950-51	1,213	63	19.3
40.	Chuck Hayes (F)	4	2002-05	1,211	134	9.0
41.	Rodrick Rhodes (F)	3	1993-95	1,208	99	12.2
42.	Wayne Turner (G)	4	1996-99	1,170	151	7.7
43.	Reggie Hanson (C)	4	1988-91	1,167	101	11.6
44.	Derrick Miller (G)	4	1987-90	1,156	105	11.0
45.	Vernon Hatton (G)	3	1956-58	1,153	76	15.1
46.	Wallace Jones (F)	4	1946-49	1,151	127	9.0
47.	Randolph Morris (C)	3	2005-07	1,123	89	12.6
48.	Jeff Sheppard (G)	4	1994-96, 98	1,091	134	8.1
49.	Bill Lickert (F-G)	3	1959-61	1,076	73	14.7
50.	Rex Chapman (G)	2	1987-88	1,073	61	17.6
51.	Dirk Minniefield (G)	4	1980-83	1,069	123	8.7
52.	Terrence Jones (F)	2	2010-12	1,064	76	14.0
52.	Jamaal Magloire (C)	4	1997-00	1,064	145	7.3
54.	Erik Daniels (F)	4	2001-04	1,053	127	8.3
55.	Jim Line (F)	4	1947-50	1,041	135	7.7
56.	Bob Burrow (C)	2	1955-56	1,023	51	20.0
57.	Doron Lamb (G)	2	2010-12	1,018	76	11.9
58.	Ron Mercer (G-F)	2	1996-97	1,013	76	13.3
59.	Jimmy Conner (F-G)	3	1973-75	1,009	85	11.9
60.	Bobby Watson (G)	3	1950-52	1,001	96	10.4

FIELD GOALS

TEAM RECORDS

Field Goals Made

Game: 60 vs. Georgia (2-27-56)
Season: 1,238 (1996-97)

Field Goals Attempted

Game: 125 vs. Ole Miss (2-8-64)
Season: 3,465 (1947-48)

Highest Field Goal Percentage

First Half: .786 vs. Ole Miss (1-14-81) [11-of-14]
Second Half: .875 at Alabama (2-9-80) [14-of-16]
Game: .765 vs. Notre Dame (12-29-81) [13-of-17]
Season: .556 (1982-83)

Career Leaders

Field Goals Made

Player	Seasons	G	FGA	FGM
1. Jack Givens	1975-78	123	1,683	843
2. Dan Issel	1968-70	83	1,591	825
3. Kevin Grevey	1973-75	84	1,490	771
4. Kenny Walker	1983-86	132	1,339	765
5. Tony Delk	1993-96	133	1,441	683
6. Jamal Mashburn	1990-93	98	1,307	675
7. Keith Bogans	2000-03	135	1,535	671
8. Alex Groza	1947-49	120	1,514	667
9. Tayshaun Prince	1999-02	135	1,419	648
10. Mike Casey	1968-69, 71	82	1,341	647

Field Goals Attempted

Player	Seasons	G	FGM	FGA
1. Jack Givens	1975-78	123	843	1,683
2. Ralph Beard	1946-49	139	606	1,597
3. Dan Issel	1968-70	83	825	1,591
4. Alex Groza	1947-49	120	667	1,514
5. Cotton Nash	1962-64	78	645	1,548
6. Keith Bogans	2000-03	135	671	1,535
7. Kevin Grevey	1973-75	84	771	1,490
8. Tony Delk	1993-96	133	683	1,441
9. Johnny Cox	1957-59	84	564	1,425
10. Tayshaun Prince	1999-02	135	648	1,419

Field Goal Percentage (min. 400 att.)

Player	Seasons	FGM	FGA	Pct
1. Marquis Estill	2001-03	365	607	.6013
2. Charles Hurt	1980-83	303	511	.5930
3. Melvin Turpin	1981-84	626	1,059	.5911
4. Patrick Patterson	2008-10	617	1,054	.5854
5. Rick Robey	1975-78	533	917	.5812
6. Randolph Morris	2005-07	417	722	.5776
7. Kenny Walker	1983-86	765	1,339	.5713
8. Andre Riddick	1992-95	265	465	.5699
9. Jim Andrews	1971-73	543	965	.5627
10. Nazr Mohammed	1996-98	335	606	.5528

Single-Season Leaders

Field Goals Made

Player	Season	G	FGA	FGM
1. Dan Issel	1969-70	28	667	369
2. Kevin Grevey	1974-75	31	592	303
3. Ron Mercer	1996-97	40	603	297
4. Dan Issel	1968-69	28	534	285
5. Jamal Mashburn	1991-92	36	492	279
6. Pat Riley	1965-66	29	514	265
7. Cliff Hagan	1951-52	32	633	264
8. Jodie Meeks	2008-09	36	568	263
9. Kenny Walker	1985-86	36	447	260
10. Jamal Mashburn	1992-93	34	526	259
Alex Groza	1948-49	34	612	259

By a Freshman —

Player	Season	G	FGA	FGM
1. Brandon Knight	2010-11	38	513	217
2. Anthony Davis	2011-12	40	337	210
3. Terrence Jones	2010-11	38	466	206
DeMarcus Cousins	2009-10	38	369	206
5. John Wall	2009-10	37	438	202

By a Sophomore —

Player	Season	G	FGA	FGM
1. Ron Mercer	1996-97	40	603	297
2. Jamal Mashburn	1991-92	36	492	279
3. Jack Givens	1975-76	30	494	243
4. Patrick Patterson	2008-09	34	398	240
5. Kevin Grevey	1972-73	28	441	236

By a Junior —

Player	Season	G	FGA	FGM
1. Dan Issel	1968-69	28	534	285
2. Pat Riley	1965-66	29	514	265
3. Cliff Hagan	1951-52	32	633	264
4. Jodie Meeks	2008-09	36	568	263
5. Jamal Mashburn	1992-93	34	526	259

By a Senior —

Player	Season	G	FGA	FGM
1. Dan Issel	1969-70	28	667	369
2. Kevin Grevey	1974-75	31	592	303
3. Kenny Walker	1985-86	36	447	260
4. Alex Groza	1948-49	34	612	259
5. Cotton Nash	1963-64	27	588	248

Field Goals Attempted

Player	Season	G	FGM	FGA
1. Dan Issel	1969-70	28	369	667
2. Cliff Hagan	1951-52	32	264	633
3. Bill Spivey	1950-51	33	252	632
4. Bill Spivey	1949-50	30	225	619
5. Alex Groza	1948-49	34	259	612
6. Ron Mercer	1996-97	40	297	603
7. Kevin Grevey	1974-75	31	303	592
8. Cotton Nash	1963-64	27	248	588
9. Jodie Meeks	2008-09	36	263	568
10. Ralph Beard	1947-48	38	194	536

By a Freshman —

Player	Season	G	FGM	FGA
1. Brandon Knight	2010-11	38	217	513
2. Terrence Jones	2010-11	38	206	466
3. John Wall	2009-10	37	202	438
4. Rex Chapman	1988-87	29	173	390
5. Chris Mills	1988-89	32	180	372

By a Sophomore —

Player	Season	G	FGM	FGA
1. Bill Spivey	1949-50	30	225	619
2. Ron Mercer	1996-97	40	297	603
3. Jack Givens	1975-76	30	243	494
4. Jamal Mashburn	1991-92	36	279	492
5. Antoine Walker	1995-96	36	228	492

By a Junior —

Player	Season	G	FGM	FGA
1. Cliff Hagan	1951-52	32	264	633
2. Bill Spivey	1950-51	33	252	632
3. Jodie Meeks	2008-09	36	263	568
4. Ralph Beard	1947-48	38	194	536
5. Dan Issel	1968-69	28	285	534

By a Senior —

Player	Season	G	FGM	FGA
1. Dan Issel	1969-70	28	369	667
2. Alex Groza	1948-49	34	259	612
3. Kevin Grevey	1974-75	31	303	592
4. Cotton Nash	1963-64	27	248	588
5. Bobby Watson	1951-52	32	184	517

Field Goal Percentage (min. 150 attempts)

Player	Season	FGM	FGA	Pct
1. Michael Bradley	1998-99	157	239	.657
2. Rick Robey	1977-78	167	263	.635
3. Charles Hurt	1982-83	102	162	.630
4. Marquis Estill	2001-02	111	178	.624
5. Anthony Davis	2011-12	210	337	.623
6. Melvin Turpin	1982-83	192	311	.617
7. Josh Harrellson	2010-11	127	208	.611
8. Randolph Morris	2005-06	110	181	.608
9. Patrick Patterson	2008-09	240	398	.603
10. Nazr Mohammed	1997-98	190	318	.597

By a Freshman —

62.3 Anthony Davis (210-337) 2012

By a Sophomore —

65.7 Michael Bradley (157-239) 1999

2013 - 2014 KENTUCKY MEN'S BASKETBALL

By a Junior —

62.4 Marquis Estill (111-178) 2002

By a Senior —

63.5 Rick Robey (167-363) 1978

Single-Game Leaders

Field Goals Made

Player, Opponent (Date)	FGM
1. Dan Issel at Ole Miss (2-7-70)	23
2. Dan Issel at Alabama (2-23-70)	19
Dan Issel at LSU (2-21-70)	19
Bob Burrow vs. LSU (1-14-56)	19
5. Melvin Turpin vs. Georgia (3-8-84)	18
Melvin Turpin at Tennessee (1-31-84)	18
Jack Givens vs. Duke (3-27-78)	18
Dan Issel at Vanderbilt (3-1-69)	18
Louie Dampier at Vanderbilt (2-2-66)	18
10. 10 players with	17

Field Goals Attempted

Player, Opponent (Date)	FGA
1. Bill Spivey vs. Georgia Tech (2-18-50)	42
2. Bill Spivey vs. Xavier (2-13-51)	41

Field Goal Percentage (min. 10 attempts)

Player, Opponent (Date)	FGM
1. Rodney Dent vs. Morehead St. (12-17-93) [12-of-12]	1.000
Kenny Walker vs. Western Ky. (3-16-86)	1.000
3. Jack Givens at Mississippi State (1-31-77) [11-of-12]	.917
Rick Robey vs. Miami, Ohio (12-10-75) [11-of-12]	.917
5. Anthony Davis vs. Vanderbilt (2-25-12) [10-11]	.909
Jared Prickett vs. UT-Martin (11-26-94) [10-ff-11]	.909
Travis Ford vs. Wake Forest (3-25-93) [10-of-11]	.909
LeRon Ellis vs. Austin Peay (12-27-88) [10-of-11]	.909
Bob Guyette at LSU (1-5-74) [10-of-11]	.909
10. Anthony Davis at South Carolina (2-4-12) [9-10]	.900
Scott Padgett vs. Western Carolina (2-6-97) [9-of-10]	.900
Jack Givens vs. Alabama (2-20-78) [9-of-10]	.900
Mike Phillips vs. LSU (1-14-78) [9-of-10]	.900
Larry Johnson at Florida (1-24-76) [9-of-10]	.900
DeMarcus Cousins vs. Wake Forest (3-201-10) [9-of-10]	.900

INDIVIDUAL RECORDS

Field Goals Made

Game: 23, Dan Issel at Ole Miss (2-7-70)

Season: 369, Dan Issel (1969-70)

Career: 843, Jack Givens (1975-78)

Field Goals Attempted

Game: 42, Bill Spivey (2-18-50)

Season: 667, Dan Issel (1969-70)

Career: 1,638, Jack Givens (1975-78)

Highest Field Goal Percentage

Game (min. 10 made): 1.000, Rodney Dent vs. Morehead State (12-17-93) [12-of-12]; Kenny Walker vs. Western Kentucky (3-16-86) [11-of-11]

Season (min. 100 att.): .657, Michael Bradley (1998-99) [157-of-239]

Career (min. 400 att.): .602, Marquis Estill (2001-03) [365-of-606]

Longest Field Goal Made

Game: 63 feet, 7 inches, Cliff Barker vs. Vanderbilt (2-26-49 in Alumni Gym). (Other long shots on record include 53 ft. 9 in., Ralph Beard vs. Tennessee in 1947-48; 53 ft. 6 in., Linville Puckett vs. Mississippi State in 1953-54; 48 ft. 2 in., Red Hagan vs. Marquette in 1937-38; and 47-foot, Vernon Hatton vs. Temple [12-7-57] that tied the score at the end of the first overtime. UK later won the game in 3 overtimes, 85-83).

YEAR-BY-YEAR FIELD GOAL PERCENTAGE

Year	Player	Class	FGM	FGA	Pct.	Year	Player	Class	FGM	FGA	Pct.
1946-47	James Line	Fr.	86	209	.411	1985-86	Kenny Walker	Sr.	260	447	.582
1947-48	Alex Groza	Jr.	200	530	.377	1986-87	Rob Lock	Jr.	91	161	.565
1948-49	Alex Groza	Sr.	259	612	.423	1987-88	Rob Lock	Sr.	123	219	.562
1949-50	James Line	Sr.	155	369	.420	1988-89	LeRon Ellis	So.	200	385	.519
1950-51	Bill Spivey	Jr.	252	632	.399	1989-90	Reggie Hanson	Jr.	165	332	.497
1951-52	Cliff Hagan	Jr.	264	633	.417	1990-91	Deron Feldhaus	Jr.	106	203	.522
1953-54	Cliff Hagan	Sr.	234	514	.455	1991-92	Jamal Mashburn	So.	279	492	.567
1954-55	Bob Burrow	Jr.	198	473	.419	1992-93	Travis Ford	Jr.	129	245	.527
1955-56	Vernon Hatton	So.	123	249	.494	1993-94	Andre Riddick	Jr.	117	207	.565
1956-57	Vernon Hatton	Jr.	112	255	.439	1994-95	Andre Riddick	Sr.	68	123	.553
1957-58	Vernon Hatton	Sr.	192	458	.419	1995-96	Walter McCarty	Sr.	152	280	.543
1958-59	Bennie Coffman	Jr.	110	216	.509	1996-97	Jared Prickett	Sr.	116	211	.550
1959-60	Billy Ray Lickert	Jr.	110	274	.401	1997-98	Nazr Mohammed	Jr.	190	318	.597
1960-61	Billy Ray Lickert	Sr.	166	395	.420	1998-99	Michael Bradley	So.	157	239	.657
1961-62	Larry Pursiful	Sr.	204	400	.510	1999-00	Jamaal Magloire	Sr.	148	296	.500
1962-63	Don Rolfes	So.	68	134	.507	2000-01	Marquis Estill	So.	85	141	.603
1963-64	Larry Conley	So.	114	231	.493	2001-02	Marquis Estill	Jr.	111	178	.624
1964-65	Louie Dampier	So.	171	334	.512	2002-03	Marquis Estill	Sr.	169	288	.587
1965-66	Louie Dampier	Jr.	249	482	.516	2003-04	Erik Daniels	Sr.	201	346	.581
1966-67	Cliff Berger	Jr.	98	176	.556	2004-05	Randolph Morris	Fr.	105	199	.528
1967-68	Mike Casey	So.	231	474	.489	2005-06	Randolph Morris	So.	110	181	.608
1968-69	Mike Pratt	Jr.	173	321	.539	2006-07	Randolph Morris	Jr.	202	341	.592
1969-70	Dan Issel	Sr.	369	667	.553	2007-08	Perry Stevenson	So.	69	120	.575
1970-71	Kent Hollenbeck	Jr.	113	212	.533	2008-09	Patrick Patterson	So.	240	398	.603
1971-72	Jim Andrews	Jr.	236	409	.577	2009-10	Patrick Patterson	Jr.	215	374	.575
1972-73	Jim Andrews	Sr.	243	434	.560	2010-11	Josh Harrellson	Sr.	127	208	.611
1973-74	Bob Guyette	Jr.	138	248	.557	2011-12	Anthony Davis	Fr.	210	337	.623
1974-75	Rick Robey	Fr.	135	248	.544	2012-13	Willie Cauley-Stein	Fr.	105	169	.621
1975-76	Mike Phillips	So.	199	367	.542						
1976-77	Rick Robey	Jr.	158	276	.573						
1977-78	Rick Robey	Sr.	167	263	.635						
1978-79	LaVon Williams	Jr.	119	219	.543						
1979-80	Sam Bowie	Fr.	165	311	.531						
1980-81	Dirk Minniefield	So.	118	213	.554						
1981-82	Melvin Turpin	So.	160	275	.582						
1982-83	Charles Hurt	Sr.	102	162	.630						
1983-84	Melvin Turpin	Sr.	224	378	.593						
1984-85	Kenny Walker	Jr.	246	440	.559						



PATRICK PATTERSON

FREE THROWS

TEAM RECORDS

Most Free Throws Made

Game: 46 at Vanderbilt (1-7-63)
Season: 678 (2011-12)

Most Free Throws Attempted

Game: 56 vs. Mississippi State (2-12-79)
Season: 971 (2009-10)

Highest Free Throw Percentage

Game (min. 10 att.): 1.000 vs. Mississippi State (2-8-83) [19-of-19]; vs. Duke (3-3-30) [19-of-19]; at Ole Miss (1-28-89) [13-of-13]; vs. Georgia (3-13-88) [12-of-12]; vs. Auburn (2-27-93) [11-of-11]; at Vanderbilt (3-2-74) [11-of-11]; vs. Alabama (2-1-34) [11-of-11]; at Alabama (1-18-89) [10-of-10]; vs. Austin Peay (12-19-09) [18-18]; vs. Florida (2-7-12) [11-11]
Season: .776 (1978-79) [666-of-858]

Fewest Free Throws Attempted

Game: 1 vs. Auburn (3-10-84); at Tennessee (1-5-80); vs. Georgia (2-8-75)

Career Leaders

Free Throws Made

Player	Seasons	G	FTA	FTM
1. Kenny Walker	1983-86	132	733	550
2. Dan Issel	1968-70	83	661	488
3. Cotton Nash	1962-64	78	652	480
4. Ed Davender	1985-88	129	553	438
5. Alex Groza	1947-49	120	548	410
6. Winston Bennett	1984-86, 88	133	516	368
7. Rodrick Rhodes	1993-95	99	480	365
8. Jack Givens	1975-78	132	441	352
9. Frank Ramsey	1951-52, 54	91	518	346
10. Jamal Mashburn	1991-93	98	495	345

Free Throws Attempted

Player	Seasons	G	FTM	FTA
1. Kenny Walker	1983-86	132	550	733
2. Dan Issel	1968-70	83	488	661
3. Cotton Nash	1962-64	78	480	652
4. Alex Groza	1947-49	120	410	548
5. Ed Davender	1985-88	129	438	553
6. Frank Ramsey	1951-52, 54	91	346	518
7. Winston Bennett	1984-86, 88	133	368	516
8. Jamal Mashburn	1991-93	98	345	495
9. Ralph Beard	1946-49	139	305	489
10. Cliff Hagan	1951-52, 54	77	341	487

Free Throw Percentage (min. 200 att.)

Player	Seasons	FTM	FTA	Pct
1. Jodie Meeks	2007-09	299	336	.890
Kyle Macy	1978-80	331	372	.890
3. Travis Ford	1993-94	239	271	.882
4. Jim Master	1981-84	259	305	.849
5. Richie Farmer	1989-92	207	247	.838
6. Louie Dampier	1965-67	297	356	.834
7. Anthony Epps	1994-97	208	254	.819
8. Darius Miller	2008-12	185	227	.815
9. Larry Pursiful	1960-62	214	263	.814
10. Doron Lamb	2010-12	202	249	.811

Single-Season Leaders Free Throws Made

Player	Season	G	FTA	FTM
1. Kenny Walker	1984-85	31	284	218
2. Jodie Meeks	2008-09	36	234	211
3. Dan Issel	1969-70	28	275	210
4. Kenny Walker	1985-86	36	263	201
5. Alex Groza	1948-49	34	248	180
6. Dan Issel	1968-69	28	232	176
7. John Wall	2009-10	37	232	175
8. Rodrick Rhodes	1993-94	33	215	167
9. Cotton Nash	1961-62	26	218	166
10. Cliff Hagan	1951-52	32	235	164

Free Throws Attempted

Player	Season	G	FTM	FTA
1. Kenny Walker	1984-85	31	218	284
2. Dan Issel	1969-70	28	210	275
3. DeMarcus Cousins	2009-10	38	162	268
4. Kenny Walker	1985-86	36	201	263
5. Alex Groza	1948-49	34	180	248
6. Cotton Nash	1962-63	25	162	236
7. Cliff Hagan	1951-52	32	164	235
8. Jodie Meeks	2008-09	36	211	234
9. Dan Issel	1968-69	28	176	232
John Wall	2009-10	37	175	232

Free Throw Percentage (min. 50 att.)

Player	Season	FTM	FTA	Pct
1. Kyle Macy	1980	104	114	.912
Travis Ford	1994	103	113	.912
3. Jodie Meeks	2009	211	234	.902
4. Jodie Meeks	2007	61	68	.897
5. Jim Master	1982	95	106	.896
6. Kyle Macy	1978	115	129	.892
7. Gimel Martinez	1992	68	77	.883
8. Kent Hollenbeck	1971	82	93	.882
Bennie Coffman	1960	67	76	.882
10. Travis Ford	1993	104	118	.881

Consecutive Free Throws Made

Player (Seasons)	FT
1. Travis Ford (1992-93 to 1993-94)	50
2. Jim Master (1981-82)	40
3. Jodie Meeks (2008-09)	36
4. Ed Davender (1987-88)	33
5. Kyle Macy (1978-79 to 1979-80)	32

2013 - 2014 KENTUCKY MEN'S BASKETBALL

Single-Game Leaders

Free Throws Made

Player, Opponent (Date)	FTM
1. Dwight Anderson vs. Mississippi State (2-12-79)	18
2. Cotton Nash at Vanderbilt (1-8-62)	17
Roger Newman vs. Ohio State (3-18-61)	17
Cliff Hagan vs. Temple (12-5-53)	17
Cliff Hagan vs. Ole Miss (1-3-52)	17
6. Rodrick Rhodes vs. Ole Miss (1-18-95)	16
Jamal Mashburn vs. Eastern Kentucky (12-8-92)	16
Kenny Walker vs. Alabama (3-8-86)	16
Scotty Baesler at Vanderbilt (1-7-63)	16
10. eight players with	14

Free Throw Attempted

Player, Opponent (Date)	FTA
1. Cliff Hagan vs. Temple (12-5-53)	24
2. Dwight Anderson vs. Mississippi State (2-12-79)	23
3. Roger Newman vs. Ohio State (3-18-61)	22
4. Alex Groza vs. Tulane (3-5-49)	21
5. Heshimu Evans vs. Ole Miss (3-5-99)	20
Rodrick Rhodes vs. Ole Miss (1-18-95)	20
Kenny Walker vs. Kansas (12-31-84)	20
Jim Andrews vs. Kentucky (1-10-72)	20
Dan Issel vs. Notre Dame (12-27-69)	20
Dan Issel vs. Navy (12-19-69)	20

Free Throw Percentage (min. 12 attempts)

Player, Opponent (Date)	Pct
1. Jodie Meeks at Tennessee (1-13-09) [14-of-14]	1.000
Ramel Bradley vs. Gardner-Webb (11-7-07) [14-of-14]	1.000
Louie Dampier vs. Oregon St. (12-22-66) [14-of-14]	1.000
Travis Ford vs. Ohio State (12-22-93) [13-of-13]	1.000
Louie Dampier vs. Florida (1-30-65) [13-of-13]	1.000
Jodie Meeks vs. West Virginia (11-29-08) [12-of-12]	1.000
Kyle Macy vs. Vanderbilt (1-19-80) [12-of-12]	1.000
Rick Robey vs. Vanderbilt (3-1-75) [12-of-12]	1.000
Kevin Grevey at Georgia (2-19-73) [12-of-12]	1.000
Dan Issel vs. Miami, Ohio (3-15-69) [12-of-12]	1.000
Cotton Nash vs. Notre Dame (12-29-62) [12-of-12]	1.000
Larry Pursiful vs. Kansas St. (12-23-61) [12-of-12]	1.000
Johnny Cox vs. Maryland (12-15-56) [12-of-12]	1.000
Phil Grawemeyer vs. Florida (2-3-55) [12-of-12]	1.000

Yearly Leaders

Free Throw Percentage (min. 50 att.)

Year	Player	CL	FT	FTA	Pct
1945-46	Wilbur Schu	Sr.	58	82	.707
1946-47	Kenneth Rollins	Jr.	86	107	.803
1947-48	Kenneth Rollins	Jr.	67	92	.728
1948-49	Alex Groza	Sr.	180	248	.725
1949-50	Bill Spivey	So.	128	176	.727
1950-51	Shelby Linville	Jr.	53	70	.757
1951-52	Cliff Hagan	Jr.	164	235	.697
1953-54	Bill Evans	Jr.	49	63	.778
1954-55	Bill Evans	Sr.	81	109	.743
1955-56	Bob Burrow	Sr.	114	171	.667
	Vernon Hatton	So.	100	150	.667
1956-57	Johnny Cox	So.	138	180	.766
1957-58	Vernon Hatton	Sr.	112	144	.777
1958-59	Don Mills	Jr.	101	122	.827
1959-60	Bennie Coffman	Sr.	67	76	.882
1960-61	Larry Pursiful	Jr.	99	118	.838
1961-62	Larry Pursiful	Sr.	89	109	.816
1962-63	Scotty Baesler	Sr.	59	69	.855
1963-64	Terry Mobley	Jr.	43	56	.767
1964-65	Louie Dampier	So.	84	100	.840
1965-66	Tommy Kron	Sr.	57	67	.851
1966-67	Louie Dampier	Sr.	99	119	.831
1967-68	Mike Casey	So.	79	96	.823
1968-69	Dan Issel	Jr.	176	232	.759
1969-70	Dan Issel	Sr.	210	275	.764
1970-71	Kent Hollenbeck	Jr.	82	93	.882
1971-72	Ronnie Lyons	So.	70	80	.875
1972-73	Mike Flynn	So.	55	75	.733
1973-74	Kevin Grevey	Jr.	83	100	.830
1974-75	Rick Robey	Fr.	51	63	.810
1975-76	Jack Givens	So.	116	140	.829
1976-77	Jack Givens	Jr.	94	113	.832
1977-78	Kyle Macy	So.	115	129	.892

INDIVIDUAL RECORDS

Free Throws Made

Game: 18, Dwight Anderson vs. Miss. State (1-15-79)
Season: 218, Kenny Walker (1984-85)
Career: 550, Kenny Walker (1983-86)

Free Throws Attempted

Game: 24, Cliff Hagan vs. Temple (12-18-54)
Season: 284, Kenny Walker (1984-85)
Career: 733, Kenny Walker (1983-86)

Highest Free Throw Percentage

Game (min. 10 att.): 1.000, (32 times), most by Louie Dampier vs. Oregon State (12-22-66); last by Michael Kidd-Gilchrist vs. Indiana (3/23/12) [10-10]
Game (min. 15 att.): .944, Cliff Hagan vs. Ole Miss (1-2-52) [17-of-18]
Season (min. 50 att.): .912, Kyle Macy (1979-80) [104-of-114]
Career (min. 200 att.): .890, Jodie Meeks (2007-09) [299-336]; Kyle Macy (1978-80) [331-of-372]

Year	Player	CL	FT	FTA	Pct
1978-79	Kyle Macy	Jr.	112	129	.868
1979-80	Kyle Macy	Sr.	104	114	.912
1980-81	Dirk Minniefield	So.	55	63	.873
1981-82	Jim Master	So.	95	106	.896
1982-83	Derrick Hord	Sr.	65	79	.823
1983-84	Jim Master	Sr.	60	74	.811
1984-85	Kenny Walker	Jr.	218	284	.768
1985-86	Ed Davender	So.	104	131	.794
1986-87	Ed Davender	Jr.	107	145	.738
1987-88	Ed Davender	Sr.	149	171	.871
1988-89	Reggie Hanson	So.	57	76	.750
1989-90	Richie Farmer	So.	50	59	.847
1990-91	Richie Farmer	Jr.	64	76	.842
1991-92	Gimel Martinez	So.	68	77	.883
1992-93	Travis Ford	Jr.	104	118	.881
1993-94	Travis Ford	Sr.	103	113	.912
1994-95	Anthony Epps	So.	58	80	.850
1995-96	Tony Delk	Sr.	88	110	.800
1996-97	Anthony Epps	Sr.	75	90	.833
1997-98	Scott Padgett	Jr.	87	102	.853
1998-99	Heshimu Evans	Sr.	94	128	.734
1999-00	Desmond Allison	So.	53	68	.779
2000-01	Tayshaun Prince	Jr.	97	115	.843
2001-02	Chuck Hayes	Fr.	48	65	.738
2002-03	Chuck Hayes	So.	82	104	.788
2003-04	Kelenna Azubuike	So.	58	76	.763
2004-05	Chuck Hayes	Sr.	81	111	.730
2005-06	Ramel Bradley	So.	46	59	.780
2006-07	Jodie Meeks	Fr.	61	68	.897
2007-08	Ramel Bradley	Sr.	142	171	.830
2008-09	Jodie Meeks	Jr.	211	234	.902
2009-10	John Wall	Fr.	175	232	.754
2010-11	Darius Miller	Jr.	58	68	.853
2011-12	Doron Lamb	So.	123	149	.826
2012-13	Julius Mays	Sr.	55	65	.846

3-POINT FIELD GOALS

TEAM RECORDS

Most 3-point Field Goals Made

Game: 21 vs. North Carolina (12-27-89) [21-of-48]

Season: 340, 1992-93 [340-of-862 in 34 games]

Most 3-point Field Goals Attempted

Game: 53 vs. UL Lafayette (12-23-89) [15-of-53]

Season: 888, 1991-92 [317-of-888 in 36 games]

Highest 3-point Field Goal Pct.

Game (min. 10 made): .667 vs. Wake Forest (3-25-93) [16-of-24]

Game (min. 20 made): .571 vs. LSU (3-4-95) [20-of-35]

Season: .397, 1995-96 [266-of-670 in 36 games]

Career Leaders

3-point Field Goals Made

	Player	Years	Pct	3FGA	3FG
1.	Tony Delk	1993-96	.398	712	283
2.	Keith Bogans	2000-03	.342	743	254
3.	Tayshaun Prince	1999-02	.329	621	204
4.	Gerald Fitch	2001-04	.396	502	199
5.	Derrick Miller	1986-90	.358	533	191
6.	Travis Ford	1992-94	.445	427	190
7.	Joe Crawford	2004-08	.350	532	186
8.	Jodie Meeks	2007-09	.386	459	177
	Ramel Bradley	2004-08	.355	499	177
10.	Darius Miller	2008-12	.379	462	175

3-point Field Goals Attempted

	Player	Years	Pct	3FG	3FGA
1.	Keith Bogans	2000-03	.342	254	743
2.	Tony Delk	1993-96	.398	283	712
3.	Tayshaun Prince	1999-02	.329	204	621
4.	Derrick Miller	1986-90	.358	191	533
5.	Joe Crawford	2004-08	.350	186	532
6.	Gerald Fitch	2001-04	.396	199	502
7.	Ramel Bradley	2004-08	.355	177	499
8.	Darius Miller	2008-12	.379	175	462
9.	Jodie Meeks	2007-09	.386	177	459
10.	John Pelphrey	1989-92	.370	160	433

3-point Field Goals Percentage (min. 150 att.)

	Player	Years	3FG	3FGA	Pct
1.	Doron Lamb	2010-12	144	303	.4752
2.	Cameron Mills	1995-98	81	171	.4737
3.	Walter McCarty	1994-96	75	187	.4011
4.	Travis Ford	1992-94	190	427	.4450
5.	Rex Chapman	1987-88	134	335	.4000
6.	Derek Anderson	1994-96	61	153	.3987
7.	Tony Delk	1993-96	283	712	.3975
8.	Gerald Fitch	2001-04	199	502	.3964
	Anthony Epps	1994-97	155	391	.3964
10.	Jeff Sheppard	1994-98	128	330	.3879

Single-Season Leaders

3-point Field Goals Made

	Player	Year	Pct	3FGA	3FG
1.	Jodie Meeks	2008-09	.406	288	117
2.	Travis Ford	1992-93	.529	191	101
3.	Derrick Miller	1989-90	.332	298	99
4.	Tony Delk	1993-94	.374	254	95
5.	Tony Delk	1995-96	.443	210	93
6.	Brandon Knight	2010-11	.377	231	87
7.	Patrick Sparks	2004-05	.376	218	82
8.	Keith Bogans	2002-03	.383	209	80
9.	Gerald Fitch	2003-04	.401	197	79
10.	Tony Delk	1994-95	.391	197	77
11.	Doron Lamb	2011-12	.466	163	76
12.	Keith Bogans	2000-01	.361	205	74
13.	Jeff Sheppard	1997-98	.376	189	71
14.	Ramel Bradley	2006-07	.367	188	69
	Patrick Sparks	2005-06	.385	179	69
	Anthony Epps	1996-97	.388	178	69
17.	Doron Lamb	2010-11	.486	140	68
	Rex Chapman	1986-87	.386	176	68
19.	Jamal Mashburn	1992-93	.439	180	66
	Rex Chapman	1987-88	.415	159	66



TONY DELK

2013 - 2014 KENTUCKY MEN'S BASKETBALL

3-point Field Goals Attempted

Player	Year	Pct	3FG	3FGA
1. Derrick Miller	1989-90	.332	99	298
2. Jodie Meeks	2008-09	.406	117	288
3. Tony Delk	1993-94	.374	95	254
4. Brandon Knight	2010-11	.377	87	231
5. Patrick Sparks	2004-05	.376	82	218
6. Tony Delk	1995-96	.443	93	210
7. Keith Bogans	2002-03	.383	80	209
8. Keith Bogans	2000-01	.361	74	205
9. Gerald Fitch	2003-04	.401	79	197
10. Tony Delk	1994-95	.391	77	197
11. Travis Ford	1992-93	.529	101	191
Tayshaun Prince	2001-02	.340	65	191
13. Jeff Sheppard	1997-98	.376	71	189
14. Ramel Bradley	2006-07	.367	69	188
Dale Brown	1992-93	.340	64	188
16. Joe Crawford	2006-07	.350	63	180
Jamal Mashburn	1992-93	.439	66	180
18. Patrick Sparks	2005-06	.385	69	179
Tayshaun Prince	2000-01	.358	64	179
20. Anthony Epps	1996-97	.388	69	178

Highest 3-point Field Goal Percentage (min. 100 att.)

Player	Year	3FG	3FGA	Pct
1. Travis Ford	1992-93	101	191	.529
2. Doron Lamb	2010-11	68	140	.486
3. Doron Lamb	2011-12	76	163	.466
4. Darius Miller	2010-11	58	131	.443
Tony Delk	1995-96	93	210	.443
6. Jamal Mashburn	1991-92	58	132	.439
7. Rex Chapman	1987-88	66	159	.415
8. Jeff Brassow	1993-94	46	112	.411
9. Anthony Epps	1995-96	43	105	.410
10. Jodie Meeks	2008-09	117	288	.406

Single-Game Highs

3-point Field Goals Made

Player	Opp (Date)	3FGA	3FG
1. Jodie Meeks	at Tennessee (1-13-09)	15	10
2. Tony Delk	TCU (1-20-96)	12	9
Jodi Meeks	App. State (12-20-08)	14	9
Eric Bledsoe	E. Tennessee St (3-18-10)	11	9
4. Cameron Mills	Florida (2-1-98)	14	8
Derrick Miller	Tennessee (1-20-90)	13	8
Derrick Miller	N. Carolina (12-27-89)	16	8
Derrick Miller	Kansas (12-9-89)	19	8

3-point Field Goals Attempted

Player	Opp (Date)	3FG	3FGA
1. Derrick Miller	Kansas (12-9-89)	8	19
2. Derrick Miller	Tenn. Tech (12-6-89)	7	18
3. Derrick Miller	LSU (2-15-90)	7	16
Derrick Miller	N. Carolina (12-27-89)	7	16
Derrick Miller	UL Lafayette (12-23-89)	7	16
6. Jodie Meeks	at Tennessee (1/13/09)	10	15
Jodie Meeks	Tennessee St. (12/22/09)	8	15
Jamal Mashburn	S. Carolina (1-4-92)	5	15
Derrick Miller	Vanderbilt (2-7-90)	6	15
Derrick Miller	Ole Miss (1-27-90)	4	15

Consecutive Games with 3-point Field Goal

Player	Streak
1. Tony Delk	34 (32 in 1993-94, 2 in 1994-95)
2. Travis Ford	32 (27 in 1992-93, 5 in 1993-94)
3. Keith Bogans	29 (3 in 2001-02, 27 in 2002-03)
4. Jodie Meeks	27 (1 in 2007-08, 26 in 2008-09)
5. Darius Miller	25 (25 in 2010-11)

INDIVIDUAL RECORDS

Most 3-point Field Goals Made

Half: 7, Jodie Meeks at Tennessee (1/13/09); Tayshaun Prince vs. North Carolina (12-8-01); Derrick Miller vs. Kansas (12-9-89)
Game: 10, Jodie Meeks at Tennessee (1/13/09) [10-of-15]
Season: 117, Jodie Meeks (12008-09) [117-of-288]
Career: 283, Tony Delk (1993-96) [283-of-712]

Most 3-point Field Goals Attempted

Game: 19, Derrick Miller vs. Kansas (12-8-90) [8-of-19]
Season: 289, Derrick Miller (1989-90) [99-of-289]
Career: 712, Tony Delk (1993-96) [283-of-712]

Highest 3-point Field Goal Pct.

Game (min. 5 made): 1.000, Ramel Bradley vs. South Carolina (1-26-08) [5-of-5]; Keith Bogans vs. Tulane (12-10-02) [5-of-5]; Tayshaun Prince vs. South Carolina (2-3-01) [5-of-5]; Jamal Mashburn vs. Wake Forest (3-25-93) [5-of-5]
Season (min. 75 att.): .532, Cameron Mills (1996-97) [42-of-79]
Season (min. 100 att.): .529, Travis Ford (1992-93) [101-of-191]
Career (min. 150 att.): .474, Cameron Mills (1995-98) [81-of-171]

Yearly Leaders

3-point Field Goals Made

Year	Player	CL	3FG	3FGA	Pct
1986-87	Derrick Miller	Fr.	35	81	.432
1987-88	Rex Chapman	So.	66	159	.415
1988-89	Derrick Miller	Jr.	54	139	.388
1989-90	John Pelphrey	So.	44	120	.367
1990-91	John Pelphrey	Jr.	62	164	.378
1991-92	Jamal Mashburn	So.	58	132	.439
1992-93	Travis Ford	Jr.	101	191	.529
1993-94	Jeff Brassow	Sr.	46	112	.411
1994-95	Tony Delk	Jr.	77	197	.391
1995-96	Tony Delk	Sr.	93	210	.443
1996-97	Cameron Mills	Jr.	42	79	.532
1997-98	Cameron Mills	Sr.	38	87	.437
1998-99	Scott Padgett	Sr.	61	160	.381
1999-00	Tayshaun Prince	So.	46	150	.307
2000-01	Keith Bogans	So.	74	205	.361
2001-02	Tayshaun Prince	Sr.	65	191	.340
2002-03	Gerald Fitch	Jr.	61	147	.415
2003-04	Gerald Fitch	Sr.	79	197	.401
2004-05	Patrick Sparks	Jr.	82	218	.376
2005-06	Patrick Sparks	Sr.	69	179	.385
2006-07	Ramel Bradley	Jr.	69	188	.367
2007-08	Ramel Bradley	Sr.	58	153	.379
2008-09	Jodie Meeks	Jr.	117	288	.406
2009-10	Darnell Dodson	So.	50	144	.347
2010-11	Brandon Knight	Fr.	87	231	.377
2011-12	Doron Lamb	So.	76	163	.466
2012-13	Julius Mays	Sr.	65	175	.371

REBOUNDING

TEAM RECORDS

Most Rebounds

Game: 108 vs. Ole Miss (2-8-64)

Season: 2,109 (1950-51)

Highest Rebounding Average

Season: 64.6 (1955-56) [1,680 in 26 games]

Highest Rebounding Margin

Season: 21.5 (1955-56)

INDIVIDUAL RECORDS

Most Rebounds

Game: 108 vs. Ole Miss (2-8-64)

Season: 2,109 (1950-51)

Highest Rebounding Average

Season: 64.6 (1955-56) [1,680 in 26 games]

Highest Rebounding Margin

Season: 21.5 (1955-56)

Career Leaders

Rebounds

Player	Seasons	G	Avg	Reb
1. Dan Issel	1968-70	83	13.0	1,078
2. Frank Ramsey	1951-52, 54	91	11.4	1,038
3. Cliff Hagan	1951-52, 54	77	13.4	1,035
4. Johnny Cox	1957-59	84	12.0	1,004
5. Cotton Nash	1962-64	78	12.3	962
6. Kenny Walker	1983-86	132	7.1	942
7. Chuck Hayes	2002-05	134	6.8	910
8. Sam Bowie	1980-81, 84	96	8.8	843
9. Rick Robey	1975-78	105	8.0	838
10. Bob Burrow	1955-56	51	16.1	823

Career Leaders

Rebounding Average (min. 60 games)

Player	Seasons	G	Reb	Avg
1. Cliff Hagan	1951-52, 54	77	1,035	13.4
2. Dan Issel	1968-70	83	1,078	13.0
3. Cotton Nash	1962-64	78	962	12.3
4. Johnny Cox	1957-59	84	1,004	12.0
5. Frank Ramsey	1951-52, 54	91	1,038	11.4
6. Ed Beck	1956-58	78	783	10.0
7. Phil Grawemeyer	1953-56	71	703	9.9
8. Jim Andrews	1971-73	80	783	9.8
9. Don Mills	1957-59	71	669	9.4
10. Bill Spivey	1949-51	63	567	9.0

Single-Season Leaders

Rebounds

Player	Season	G	Avg	Reb
1. Bill Spivey	1950-51	33	17.2	567
2. Cliff Hagan	1951-52	32	16.5	528
3. Bob Burrow	1954-55	26	17.7	459
4. Frank Ramsey	1950-51	34	12.8	434
5. Anthony Davis	2011-12	40	10.4	415
6. Frank Ramsey	1951-52	32	12.0	383
7. Dan Issel	1968-69	28	13.6	381
8. Ed Beck	1956-57	27	14.1	380
9. DeMarcus Cousins	2009-10	38	9.8	374
10. Dan Issel	1969-70	28	13.2	369

Rebounding Average

Player	Season	G	Reb	Avg
1. Bob Burrow	1954-55	26	459	17.7
2. Bill Spivey	1950-51	33	567	17.2
3. Cliff Hagan	1951-52	32	528	16.5
4. Bob Burrow	1955-56	25	364	14.6
5. Ed Beck	1956-57	27	380	14.1
6. Dan Issel	1968-69	28	381	13.6
7. Cliff Hagan	1953-54	25	338	13.5
8. Cotton Nash	1961-62	26	345	13.3
9. Dan Issel	1969-70	28	369	13.2
10. Don Mills	1959-60	25	323	12.9

Single-Game Highs

Rebounds

Player	Opp (Date)	Reb
1. Bob Burrow	Temple (12-10-55)	34
Bill Spivey	Xavier (2-13-51)	34
3. Cotton Nash	Ole Miss (2-8-64)	30
Cotton Nash	Temple (12-18-61)	30
5. Dan Issel	LSU (2-22-69)	29
6. Mike Phillips	Tennessee (1-10-76)	28
7. Dan Issel	Xavier (11-30-68)	24
Dan Issel	Florida (12-4-67)	24
Don Mills	S. California (12-5-59)	24

Yearly Leaders

Rebounding

Year	Player	CL	G	Reb	Avg
1950-51	Bill Spivey	Jr.	33	567	17.2
1951-52	Cliff Hagan	Jr.	32	528	16.5
1953-54	Cliff Hagan	Sr.	25	338	13.5
1954-55	Bob Burrow	Jr.	26	459	17.7
1955-56	Bob Burrow	Sr.	25	364	14.6

Yearly Leaders

Year	Player	CL	G	Reb	Avg
1956-57	Ed Beck	Jr.	27	380	14.1
1957-58	Johnny Cox	Jr.	29	365	12.6
1958-59	Johnny Cox	Sr.	27	329	12.2
1959-60	Don Mills	Sr.	25	323	12.9
1960-61	Roger Newman	Sr.	28	265	9.5
1961-62	Cotton Nash	So.	26	345	13.2
1962-63	Cotton Nash	Jr.	25	300	12.0
1963-64	Cotton Nash	Sr.	27	317	11.7
1964-65	John Adams	Sr.	25	214	8.6
1965-66	Pat Riley	Jr.	29	259	8.9
1966-67	Thad Jaracz	Jr.	26	215	8.3
1967-68	Dan Issel	So.	27	328	12.1
1968-69	Dan Issel	Jr.	28	381	13.6
1969-70	Dan Issel	Sr.	28	369	13.2
1970-71	Tom Payne	So.	28	283	10.1
1971-72	Jim Andrews	Jr.	28	315	11.3
1972-73	Jim Andrews	Sr.	28	348	12.4
1973-74	Bob Guyette	Jr.	26	205	7.9
1974-75	Rick Robey	Fr.	31	214	6.9
1975-76	Mike Phillips	So.	30	295	9.8
1976-77	Rick Robey	Jr.	30	273	9.1
1977-78	Rick Robey	Sr.	32	261	8.2
1978-79	LaVon Williams	Jr.	31	213	6.9
1979-80	Sam Bowie	Fr.	34	276	8.1
1980-81	Sam Bowie	So.	28	254	9.1
1981-82	Melvin Turpin	So.	30	212	7.1
1982-83	Melvin Turpin	Jr.	31	195	6.3
1983-84	Sam Bowie	Sr.	34	313	9.2
1984-85	Kenny Walker	Jr.	31	315	10.2
1985-86	Kenny Walker	Sr.	36	276	7.7
1986-87	Richard Madison	Jr.	29	216	7.4
1987-88	Winston Bennett	Sr.	33	258	7.8
1988-89	Chris Mills	Fr.	32	277	8.7
1989-90	Reggie Hanson	Jr.	28	200	7.1
1990-91	Reggie Hanson	Sr.	28	201	7.2
1991-92	Jamal Mashburn	So.	36	281	7.8
1992-93	Jamal Mashburn	Jr.	34	284	8.3
1993-94	Jared Prickett	So.	33	232	7.0
1994-95	Mark Pope	Jr.	33	271	6.3
1995-96	Antoine Walker	So.	36	302	8.4
1996-97	Jared Prickett	Sr.	38	225	5.9
1997-98	Nazr Mohammed	Jr.	39	282	7.2
1998-99	Scott Padgett	Sr.	37	217	5.9
1999-00	Jamaal Magloire	Sr.	33	300	9.1
2000-01	Tayshaun Prince	Jr.	34	221	6.5
2001-02	Tayshaun Prince	Sr.	32	202	6.3
2002-03	Chuck Hayes	So.	36	244	6.8
2003-04	Chuck Hayes	Jr.	32	260	8.1
2004-05	Chuck Hayes	Sr.	34	263	7.7
2005-06	Rajon Rondo	So.	34	209	6.1
2006-07	Randolph Morris	Jr.	34	264	7.8
2007-08	Patrick Patterson	Fr.	25	192	7.7
2008-09	Patrick Patterson	So.	34	316	9.3
2009-10	DeMarcus Cousins	Fr.	38	374	9.8
2010-11	Terrence Jones	Fr.	38	336	8.8
2011-12	Anthony Davis	Fr.	40	415	10.4
2012-13	Nerlens Noel	Fr.	24	227	9.5

STEALS

Career Leaders

Steals				
Player	Seasons	G	Avg	Stls
1. Wayne Turner	1996-99	151	1.6	238
2. Tony Delk	1993-96	133	1.5	201
3. Cliff Hawkins	2001-04	126	1.6	199
4. Ed Davender	1985-88	129	1.5	191
5. Jared Prickett	1993-97	143	1.3	187
6. Anthony Epps	1994-97	141	1.3	184
7. John Pelphrey	1989-92	114	1.5	173
8. Chuck Hayes	2002-05	134	1.3	170
9. Rodrick Rhodes	1993-95	99	1.6	163
10. Rajon Rondo	2005-06	68	2.3	156
Dirk Minniefield	1980-83	123	1.3	156

Steals Per Game (min. 75 steals)

Player	Seasons	G	Stls	Avg
1. Rajon Rondo	2005-06	68	156	2.294
2. Derek Anderson	1996-97	55	98	1.782
3. Rodrick Rhodes	1993-95	99	163	1.646
4. Sean Woods	1990-92	91	144	1.582
5. Cliff Hawkins	2001-04	126	199	1.579
6. Wayne Turner	1996-99	151	238	1.576
7. Jamal Mashburn	1991-93	98	153	1.561
8. John Pelphrey	1989-92	114	173	1.518
9. Reggie Hanson	1988-91	101	153	1.515
10. Tony Delk	1993-96	133	201	1.511

Single-Season Leaders

Steals				
Player	Season	G	Avg	Stls
1. Rajon Rondo	2004-05	34	2.6	87
2. Wayne Turner	1996-97	40	2.0	79
3. Rodrick Rhodes	1993-94	33	2.3	76
4. Cliff Hawkins	2003-04	32	2.3	74
5. Rajon Rondo	2005-06	34	2.0	69
Kyle Macy	1978-79	31	2.2	69
7. Anthony Epps	1996-97	40	1.7	68
8. Tony Delk	1995-96	36	1.9	67
9. Jared Prickett	1996-97	38	1.7	66
Ron Mercer	1996-97	40	1.7	66
John Wall	2009-10	38	1.8	66

Steals Per Game (min. 30 steals)

Steals				
Rebounds				
Player	Season	G	Stls	Avg
1. Rajon Rondo	2004-05	34	87	2.559
2. Cliff Hawkins	2003-04	32	74	2.313
3. Rodrick Rhodes	1993-94	33	76	2.303
4. Kyle Macy	1978-79	31	69	2.226
5. Reggie Hanson	1989-90	28	61	2.179
John Pelphrey	1991-92	28	61	2.179
7. Nerlens Noel	2012-13	24	50	2.083
8. Rajon Rondo	2005-06	34	69	2.029
9. Wayne Turner	1996-97	40	79	1.975
10. Tony Delk	1993-94	34	64	1.882

Single-Game Highs

Steals		
Player	Opp (Date)	Stls
1. Rajon Rondo	Mississippi St. (2-19-05)	8
Wayne Turner	George Wash. (11-24-97)	8
3. Jared Prickett	Tennessee (3-12-93)	7
Reggie Hanson	Ole Miss (2-16-91)	7
John Pelphrey	LSU (2-15-90)	7
Winston Bennett	Mississippi St. (1-16-85)	7

Single-Season Leaders

Rebounding					
Year	Player	CL	G	Stls	Avg
1978-79	Kyle Macy	Jr.	31	69	2.2
1979-80	Kyle Macy	Sr.	35	58	1.7
1980-81	Dirk Minniefield	So.	28	35	1.3
1981-82	Dirk Minniefield	Jr.	30	42	1.4
1982-83	Dirk Minniefield	Sr.	31	45	1.5
1983-84	Kenny Walker	So.	34	31	0.9
1984-85	Ed Davender	Fr.	31	33	1.1
1985-86	Ed Davender	So.	36	59	1.6
1986-87	James Blackmon	Sr.	29	50	1.7
1987-88	Rex Chapman	So.	32	53	1.7
1988-89	Reggie Hanson	So.	29	47	1.6
1989-90	Reggie Hanson	Jr.	28	61	2.2
John Pelphrey	So.	28	61	2.2	
1990-91	Sean Woods	Jr.	27	50	1.9
1991-92	Jamal Mashburn	So.	36	61	1.7
John Pelphrey	Sr.	36	61	1.7	
1992-93	Travis Ford	Jr.	34	56	1.6
1993-94	Rodrick Rhodes	So.	33	76	2.3
1994-95	Tony Delk	Jr.	33	53	1.6
1995-96	Tony Delk	Sr.	36	67	1.9
1996-97	Wayne Turner	So.	40	79	2.0
1997-98	Wayne Turner	Jr.	39	62	1.6
1998-99	Wayne Turner	Sr.	37	57	1.5
1999-00	Keith Bogans	Fr.	33	47	1.4
2000-01	Saul Smith	Sr.	34	51	1.5
2001-02	Cliff Hawkins	So.	32	48	1.5
2002-03	Keith Bogans	Sr.	36	42	1.2
Chuck Hayes	So.	36	42	1.2	
Cliff Hawkins	Jr.	29	42	1.4	
2003-04	Cliff Hawkins	Sr.	32	74	2.3
2004-05	Rajon Rondo	Fr.	34	87	2.6
2005-06	Rajon Rondo	So.	34	69	2.0
2006-07	Ramel Bradley	Jr.	34	44	1.3
2007-08	Ramel Bradley	Sr.	31	48	1.5
2008-09	Jodie Meeks	Jr.	36	48	1.3
2009-10	John Wall	Fr.	38	66	1.8
2010-11	DeAndre Liggins	Jr.	38	46	1.2
2011-12	Anthony Davis	Fr.	40	54	1.4
2012-13	Nerlens Noel	Fr.	24	50	2.1

TEAM RECORDS

Most Steals

Game: 23 vs. Tennessee-Martin (11-26-94); vs. Mississippi State (1-9-91)
Season: 480 (1996-97)

INDIVIDUAL RECORDS


Most Steals

Game: 8, Rajon Rondo vs. Mississippi State (2-19-05); Wayne Turner vs. George Washington (11-24-97)

Season: 87, Rajon Rondo (2004-05)
Career: 238, Wayne Turner (1996-99)

Most Steals Per Game

Season: 2.56, Rajon Rondo (2004-05) [87 in 34 games]
Career: 2.29, Rajon Rondo (2005-06) [156 in 68 games]



BLOCKS

TEAM RECORDS

Most Blocks

Game: 18 vs. St. John's (12-1-11)

Season: 344 (2011-12)

INDIVIDUAL RECORDS

Most Blocks

Game: 12, Nerlens Noel at Ole Miss (1-29-13)

Season: 186, Anthony Davis (2011-12)

Career: 268, Jamaal Magloire (1997-00)

Most Blocks Per Game

Season: 4.65, Anthony Davis (2011-12) [186 in 40 games]

Career: 4.65, Anthony Davis (2011-12) [186 in 40 games]



Career Leaders

Blocks					
Player	Seasons	G	Avg	Blks	
1. Jamaal Magloire	1997-00	145	1.8	268	
2. Melvin Turpin	1981-84	123	1.8	226	
3. Sam Bowie	1980-81, 84	96	2.3	218	
4. Andre Riddick	1992-95	126	1.7	212	
5. Anthony Davis	2011-12	40	4.7	186	
6. Perry Stevenson	2007-10	134	1.2	159	
7. Jules Camara	1999-00, 02-03	136	1.1	155	
8. Patrick Patterson	2008-10	97	1.6	152	
9. Marquis Estill	2001-03	100	1.4	143	
10. Tayshaun Prince	1999-02	135	1.1	142	

Blocks Per Game (min. 75 blocks)

Player	Seasons	G	Blks	Avg	
1. Anthony Davis	2011-12	40	186	4.650	
2. Nerlens Noel	2012-13	24	106	4.417	
3. Sam Bowie	1980-81, 84	96	218	2.271	
4. Jamaal Magloire	1997-00	145	268	1.848	
5. Melvin Turpin	1981-84	123	226	1.837	
6. Andre Riddick	1992-95	126	212	1.683	
7. Patrick Patterson	2008-10	97	152	1.567	
8. Nazr Mohammed	1996-98	94	135	1.436	
9. Marquis Estill	2001-03	100	143	1.430	
10. Mark Pope	1995-96	69	82	1.188	

Single-Season Leaders

Blocks					
Player	Season	G	Avg	Blks	
1. Anthony Davis	2011-12	40	4.7	186	
2. Nerlens Noel	2012-13	24	4.4	106	
3. Andre Riddick	1993-94	34	2.4	83	
Melvin Turpin	1982-83	31	2.7	83	
5. Sam Bowie	1980-81	28	2.9	80	
6. Jamaal Magloire	1996-97	40	2.0	79	
7. Nazr Mohammed	1997-98	39	1.9	75	
8. Sam Bowie	1979-80	34	2.1	73	
9. Terrence Jones	2010-11	38	1.9	72	
10. Patrick Patterson	2008-09	34	2.1	70	
Randolph Morris	2006-07	34	2.1	70	

Blocks Per Game (min. 30 blocks)

Player	Season	G	Blks	Avg	
1. Anthony Davis	2011-12	40	186	4.650	
2. Nerlens Noel	2012-13	24	106	4.417	
3. Sam Bowie	1980-81	28	80	2.857	
4. Melvin Turpin	1982-83	31	83	2.677	
5. Andre Riddick	1993-94	34	83	2.441	
6. Melvin Turpin	1981-82	30	67	2.233	
7. Sam Bowie	1979-80	34	73	2.147	
8. Willie Cauley-Stein	2012-13	29	60	2.069	
9. Patrick Patterson	2008-09	34	70	2.058	
Randolph Morris	2006-07	34	70	2.058	

Single-Game Highs

Blocks			
Player	Opp (Date)	Blks	
1. Nerlens Noel	Ole Miss (1-29-13)	12	
2. Andre Riddick	LSU (3-14-93)	9	
Sam Bowie	Vanderbilt (2-21-81)	9	

Player	Opp (Date)	Blks
4. Anthony Davis	Tennessee (1-31-12)	8
Anthony Davis	St. John's (12-1-11)	8
Nerlens Noel	Alabama (1-22-13)	8
Patrick Patterson	Georgia (3-4-09)	8
Andre Riddick	Morehead State (12-17-93)	8
9. Willie Cauley-Stein	Missouri (2-23-13)	7
Anthony Davis	Western Kentucky (3-15-12)	7
Anthony Davis	Vanderbilt (2-11-12)	7
Anthony Davis	Tennessee (1-31-12)	7
Anthony Davis	Arkansas (1-17-12)	7
Anthony Davis	South Carolina (1-7-12)	7
Anthony Davis	Kansas (11-15-11)	7
Nerlens Noel	Portland (12-8-12)	7
Nerlens Noel	Lipscomb (12-15-12)	7
Nerlens Noel	Texas A&M (1-12-13)	7
Nerlens Noel	Auburn (1-19-13)	7
Perry Stevenson	Miami (OH) (11-15-06)	7
Andre Riddick	Arkansas (3-12-94)	7
Andre Riddick	Ole Miss (1-29-92)	7
Andre Riddick	Eastern Kentucky (1-18-92)	7

Single-Season Leaders

Blocks					
Year	Player	CL	G	Blks	Avg
1978-79	Freddie Cowan	So.	31	36	1.2
1979-80	Sam Bowie	Fr.	34	73	2.1
1980-81	Sam Bowie	So.	28	80	2.9
1981-82	Melvin Turpin	So.	30	67	2.2
1982-83	Melvin Turpin	Jr.	31	83	2.7
1983-84	Sam Bowie	Sr.	34	65	1.9
1984-85	Kenny Walker	Jr.	31	37	1.2
1985-86	Kenny Walker	Sr.	36	43	1.2
1986-87	Rob Lock	Jr.	29	31	1.1
1987-88	Rob Lock	Sr.	33	32	1.0
1988-89	LeRon Ellis	So.	32	35	1.1
1989-90	Reggie Hanson	Jr.	28	40	1.4
1990-91	Reggie Hanson	Sr.	28	53	1.9
1991-92	Andre Riddick	Fr.	28	33	1.2
1992-93	Andre Riddick	So.	31	52	1.7
1993-94	Andre Riddick	Jr.	34	83	2.4
1994-95	Andre Riddick	Sr.	33	44	1.3
1995-96	Walter McCarty	Sr.	36	51	1.4
1996-97	Jamaal Magloire	Fr.	40	79	2.0
1997-98	Nazr Mohammed	Jr.	39	75	1.9
1998-99	Jamaal Magloire	Jr.	34	66	1.9
1999-00	Jamaal Magloire	Sr.	33	57	1.7
2000-01	Tayshaun Prince	Jr.	34	37	1.1
2001-02	Marquis Estill	Jr.	32	43	1.3
Tayshaun Prince	Sr.	32	43	1.3	
2002-03	Marquis Estill	Sr.	36	64	1.8
Tayshaun Prince	Sr.	32	43	1.3	
2003-04	Chuck Hayes	Jr.	32	45	1.4
2004-05	Shagari Alleyne	So.	29	44	1.5
2005-06	Randolph Morris	So.	21	24	1.1
2006-07	Randolph Morris	Jr.	34	70	2.1
2007-08	Perry Stevenson	So.	31	46	1.5
2008-09	Patrick Patterson	So.	34	70	2.1
2009-10	DeMarcus Cousins	Fr.	38	67	1.8
2010-11	Terrence Jones	Fr.	38	72	1.9
2011-12	Anthony Davis	Fr.	40	186	4.7
2012-13	Nerlens Noel	Fr.	24	106	4.4

ASSISTS

Career Leaders

Assists					
Player	Seasons	G	Avg	Asst	
1. Dirk Minniefield	1980-83	123	5.3	646	
2. Anthony Epps	1994-97	141	3.9	544	
3. Roger Harden	1983-86	122	4.1	498	
4. Wayne Turner	1996-99	151	3.3	494	
5. Sean Woods	1990-92	91	5.3	482	
6. Kyle Macy	1978-80	98	4.8	470	
7. Cliff Hawkins	2001-04	126	3.7	468	
8. Ed Davender	1985-88	129	3.4	436	
9. Travis Ford	1992-94	100	4.3	428	
10. Saul Smith	1998-01	143	2.5	363	
11. John Pelphrey	1989-92	114	2.9	327	
12. Larry Johnson	1974-77	112	2.8	319	
13. Ramel Bradley	2004-08	128	2.5	316	
14. Keith Bogans	2000-03	135	2.3	314	
15. Dickey Beal	1981-84	111	2.7	301	

Assists Per Game (min. 60 games)

Player	Seasons	G	Asst	Avg.
1. Sean Woods	1990-92	91	482	5.30
2. Dirk Minniefield	1980-83	123	646	5.25
3. Kyle Macy	1978-80	98	470	4.80
4. Travis Ford	1992-94	100	428	4.28
5. Rajon Rondo	2005-06	68	285	4.19
6. Roger Harden	1983-86	122	498	4.08
7. Anthony Epps	1994-97	141	544	3.86
8. Cliff Hawkins	2001-04	126	468	3.71
9. Larry Conley	1964-66	81	293	3.62
10. Ed Davendar	1988-89	129	436	3.38

Single-Season Leaders

Assists					
Player	Season	G	Avg	Asst	
1. John Wall	2009-10	37	6.50	241	
2. Roger Harden	1985-86	36	6.4	232	
3. Anthony Epps	1996-97	40	4.8	193	
Travis Ford	1993-94	33	5.9	193	
5. Marquis Teague	2011-12	40	4.8	191	
6. Dirk Minniefield	1981-82	30	6.3	188	
7. Dirk Minniefield	1982-83	31	5.8	181	
8. Kyle Macy	1977-78	32	5.6	178	
9. Anthony Epps	1995-96	36	4.9	175	
10. Wayne Turner	1997-98	39	4.4	173	
11. Rajon Rondo	2005-06	34	4.9	167	
Sean Woods	1991-92	36	4.6	167	
13. Cliff Hawkins	2003-04	32	5.2	166	
Travis Ford	1992-93	34	4.9	166	
15. Sean Woods	1989-90	28	5.9	164	
16. Kyle Macy	1979-80	35	4.7	163	
17. Brandon Knight	2010-11	38	4.2	159	
18. Sean Woods	1990-91	27	5.6	151	
Dirk Minniefield	1980-81	28	5.4	151	
20. Sean Sutton	1988-89	31	4.6	146	

Assists Per Game

Player	Seasons	G	Asst	Avg
1. John Wall	2009-10	37	241	6.50
2. Roger Harden	1985-86	36	232	6.44
3. Dirk Minniefield	1981-82	30	188	6.27
4. Sean Woods	1989-90	28	164	5.86
5. Travis Ford	1993-94	33	193	5.85

Player	Seasons	G	Asst	Avg
6. Dirk Minniefield	1982-83	31	181	5.84
7. Sean Woods	1990-91	27	151	5.59
8. Kyle Macy	1977-78	32	178	5.56
9. Dirk Minniefield	1980-81	28	151	5.39
10. Cliff Hawkins	2003-04	32	166	5.19

Single-Game Highs

Assists			
Player	Opp (Date)	Asst	
1. John Wall	Hartford (12-29-09)	16	
2. Travis Ford	Eastern Kentucky (12-8-93)	15	
3. John Wall	UNC Asheville (11-30-09)	14	
Dickey Beal	BYU (3-17-84)	14	
Dirk Minniefield	Villanova (12-4-82)	14	
6. Anthony Epps	LSU (3-4-95)	13	
Rodrick Rhodes	Morehead State (12-19-92)	13	
Dirk Minniefield	Auburn (2-3-82)	13	
Dirk Minniefield	Mississippi State (1-23-80)	13	
10. Rajon Rondo	Ole Miss (2-22-06)	12	
Allen Edwards	South Carolina (1-13-98)	12	
Anthony Epps	Marshall (12-19-95)	12	
Anthony Epps	South Carolina (2-1-95)	12	
Travis Ford	LSU (2-15-94)	12	
Sean Woods	Tennessee Tech (12-6-89)	12	
Roger Harden	Tennessee (2-28-85)	12	

Single-Season Leaders

Assists					
Year	Player	CL	G	Asst	Avg
1961-62	Scotty Baesler	Jr.	26	112	4.3
1962-63	Cotton Nash	Jr.	25	66	2.6
1963-64	Larry Conley	So.	27	112	4.2
1964-65	Larry Conley	Jr.	25	81	3.2
1965-66	Larry Conley	Sr.	29	100	3.4
1966-67	Pat Riley	Sr.	26	68	2.6
1967-68	Mike Pratt	So.	27	82	3.0
1968-69	Mike Casey	Jr.	28	129	4.6
1969-70	Mike Pratt	Sr.	28	99	3.5
1970-71	Larry Steele	Sr.	24	93	3.9
1971-72	Stan Key	Sr.	28	89	3.2
1972-73	Jimmy Dan Conner	So.	28	83	3.0
1973-74	Mike Flynn	Jr.	26	83	3.2
1974-75	Jimmy Dan Conner	Sr.	31	106	3.4
	Mike Flynn	Sr.	31	106	3.4
1975-76	Larry Johnson	Jr.	30	98	3.3
1976-77	Larry Johnson	Sr.	30	143	4.8
1977-78	Kyle Macy	So.	32	178	5.6
1978-79	Kyle Macy	Jr.	31	129	4.2
1979-80	Kyle Macy	Sr.	35	163	4.7
1980-81	Dirk Minniefield	So.	28	151	5.4
1981-82	Dirk Minniefield	Jr.	30	188	6.3
1982-83	Dirk Minniefield	Sr.	31	181	5.8
1983-84	Dickey Beal	Sr.	30	133	4.4
1984-85	Roger Harden	Jr.	30	142	4.7
1985-86	Roger Harden	Sr.	36	232	6.4
1986-87	Rex Chapman	Fr.	29	103	3.6
1987-88	Ed Davender	Sr.	33	131	4.0
1988-89	Sean Sutton	So.	31	146	4.7
1989-90	Sean Woods	So.	28	164	5.9
1990-91	Sean Woods	Jr.	27	151	5.6
1991-92	Sean Woods	Sr.	36	167	4.6
1992-93	Travis Ford	Jr.	34	166	4.9

TEAM RECORDS

Most Assists

Game: 35 vs. San Jose State (3-14-96)
Season: 783 (1995-96)

INDIVIDUAL RECORDS

Most Assists

Game: 16, John Wall vs. Hartford (12-29-09)
Season: 241, John Wall (2009-10)
Career: 646, Dirk Minniefield (1980-83)

Most Assists Per Game

Season: 6.4, Roger Harden (1985-86) [282 in 36 games]
Career: 5.3, Sean Woods (1990-92) [482 in 91 games]

Year	Player	CL	G	Asst	Avg
1993-94	Travis Ford	Sr.	33	193	5.8
1994-95	Anthony Epps	So.	33	138	4.2
1995-96	Anthony Epps	Jr.	36	175	4.9
1996-97	Anthony Epps	Sr.	40	193	4.8
1997-98	Wayne Turner	Jr.	39	173	4.4
1998-99	Wayne Turner	Sr.	37	145	3.9
1999-00	Saul Smith	Jr.	33	115	3.5
2000-01	Saul Smith	Sr.	34	134	3.9
2001-02	Cliff Hawkins	So.	32	136	4.3
2002-03	Cliff Hawkins	Jr.	29	111	3.8
2003-04	Cliff Hawkins	Sr.	32	166	5.2
2004-05	Patrick Sparks	Jr.	34	122	3.6
2005-06	Rajon Rondo	So.	34	167	4.9
2006-07	Ramel Bradley	Jr.	34	129	3.8
2007-08	Ramel Bradley	Sr.	30	101	3.7
2008-09	DeAndre Liggins	Fr.	33	92	2.8
	Michael Porter	Jr.	36	92	2.6
2009-10	John Wall	Fr.	37	241	6.5
2010-11	Brandon Knight	Fr.	38	159	4.2
2011-12	Marquis Teague	Fr.	40	191	4.8
2012-13	Julius Mays	Sr.	33	63	2.9

MISCELLANEOUS

TEAM RECORDS

Most Games Played

Season: 40 (1996-97); (2011-12)

Most Wins

Season: 38 (2011-12) [38-2]

Fewest Wins

Season (20 or more games): 13
(1966-67, 1973-74 and 1988-89)

Longest Win Streak

Overall: 32 (Dec. 5, 1953 to Jan. 8, 1955)
SEC: 51 (Jan. 28, 1950 to Jan. 8, 1955)

Longest Home Win Streak

Overall: 129 (Jan. 4, 1943 to Jan. 8, 1955)
SEC: 70 (Jan. 21, 1939 to Jan. 8, 1955)

Most Losses

Season: 19 (1988-89) [13-19]

Fewest Losses

Season: 0, 1911-12 [9-0] and 1953-54 [25-0]

Longest Losing Streak

Overall: 9 (1922-23)
SEC: 6 (1988-89)

Most Personal Fouls

Game: 41 vs. Tennessee (1-21-92); vs. Ohio
(1-12-48)
Season: 837 (1991-92)

Fewest Personal Fouls

Season: 307 (1944-45)

Individual Records

Most Games Played

Season: 40, Anthony Epps, Jamaal Magloire, Ron Mercer and Wayne Turner (1996-97); Anthony Davis, Michael-Kidd Gilchrist, Doron Lamb, Darius Miller, Marquis Teague, Kyle Wiltjer (2011-12)

Career: 152, Darius Miller (2008-12)

Career (SEC): 72, Kenny Walker (1983-86)

Most Games Started

Season: 40, Ron Mercer (1996-97); Anthony Davis, Marquis Teague (2011-12)

Career: 136, Ralph Beard (1946-49)

Most Consecutive Games Started

Career: 110, Chuck Hayes (Feb. 19, 2002 to Mar. 27, 2005); Alex Groza (Nov. 28, 1946 to Mar. 26, 1949)

Career (SEC): 54, Dan Issel (1968-70); Mike Pratt (1968-70); Jack Givens (1975-78)

Most Wins

Career: 132, Wayne Turner (1996-99)

Career Leaders

Double-Doubles

Player	Seasons	G	DD
1. Dan Issel	1968-70	83	64
2. Cotton Nash	1962-64	78	44
3. Jim Andrews	1971-73	80	43
4. Kenny Walker	1983-86	132	31
Tom Parker	1970-72	80	31
6. Patrick Patterson	2008-10	97	30
Rick Robey	1975-78	105	30
8. Mike Pratt	1968-70	81	29
9. Sam Bowie	1980-81, 84	96	27
10. Jamal Mashburn	1991-93	98	26

30-Point Games

Player	Seasons	G	30+
1. Dan Issel	1968-70	83	31
2. Cotton Nash	1962-64	78	21
3. Louie Dampier	1965-67	80	12
4. Kevin Grevey	1973-75	84	11
5. Kenny Walker	1983-86	132	9
6. Cliff Hagan	1951-54	77	8
7. Jodie Meeks	2007-09	81	7
Jamal Mashburn	1991-93	98	7
Jim Andrews	1971-73	80	7
Bob Burrow	1955-56	51	7
Alex Groza	1945-49	120	7

Games Played

Player	Seasons	G
1. Darius Miller	2008-12	152
2. Wayne Turner	1996-99	151
3. Jamaal Magloire	1997-00	145
4. Saul Smith	1998-01	143
Jared Prickett	1993-97	143
6. Anthony Epps	1994-97	141
7. Ralph Beard	1946-49	139
8. Jules Camara	1999-00, 02-03	136
9. Keith Bogans	2000-03	135
Tayshaun Prince	1999-02	135
Jim Line	1947-50	135

Games Started

Player	Seasons	GS
1. Ralph Beard	1946-49	136
2. Keith Bogans	2000-03	122
3. Chuck Hayes	2002-05	111
4. Alex Groza	1947-49	110
5. Ed Davender	1985-88	109
Tayshaun Prince	1999-02	109
7. Gerald Fitch	2000-03	107
Dirk Minniefield	1980-83	107
9. Tony Delk	1993-96	103
Kenny Walker	1983-86	103

Single-Season Leaders

Double-Doubles

Player	Season	G	DD
1. Dan Issel	1969-70	28	26
2. Dan Issel	1968-69	28	22
3. Jim Andrews	1972-73	28	21
4. Anthony Davis	2011-12	40	20
DeMarcus Cousins	2009-10	38	20
6. Jim Andrews	1971-72	28	19
7. Cotton Nash	1961-62	26	18
8. Dan Issel	1967-68	27	16
9. Patrick Patterson	2008-09	34	15
Jamaal Magloire	2009-00	33	15
Tom Parker	1971-72	27	15

30-Point Games

Player	Season	G	30+
1. Dan Issel	1969-70	28	19
2. Dan Issel	1968-69	28	10
3. Cotton Nash	1963-64	27	9
Cotton Nash	1961-62	26	9
5. Jodie Meeks	2008-09	36	7
6. Louie Dampier	1966-67	26	6
Bob Burrow	1955-56	25	6
Alex Groza	1948-49	34	6
9. Kenny Walker	1984-85	31	5
Kevin Grevey	1974-75	31	5
Jim Andrews	1971-72	28	5
Cliff Hagan	1951-52	32	5

Single-Game Highs

Triple-Doubles

Player	Opp (Date)	P	R	A
1. Chris Mills	Austin Peay (12-27-88)	19	10	10

STREAKS

All-Time Winning Streaks

Overall	
No. Began	Ended
32 Dec. 5, 1953 vs. Temple, 86-59	Jan. 8, 1955 vs. Georgia Tech, 58-59
27 Dec. 2, 1995 vs. Indiana, (N) 89-82	Mar. 10, 1996 vs. Mississippi St., (N) 73-84
26 Jan. 28, 1946 vs. Georgia Tech, 54-26	Dec. 30, 1946 vs. Oklahoma St., (N) 31-37
26 Dec. 30, 2002 vs. Tenn. St., 115-87	Mar. 29, 2003 vs. Marquette, (N) 69-83
25 Feb. 27, 1965 vs. Tennessee, 61-60	Mar. 5, 1966 at Tennessee, 62-69
24 Feb. 6, 1933 vs. Mexico, 81-22	Feb. 24, 1934 vs. Florida, (N) 32-38
24 Dec. 17, 2011 vs. Chattanooga, 87-62	March 11, 2012 vs. Vanderbilt, (N) 64-71
23 Jan. 2, 1952 vs. Ole Miss, 116-58	Mar. 22, 1952 vs. St. John's, (N) 57-64
21 Jan. 11, 1949 vs. Bowling Green, (N) 63-61	Mar. 31, 1949 vs. Loyola, Chi., (N) 56-67
21 Dec. 30, 1950 vs. Syracuse, (N) 69-59	Mar. 3, 1951 vs. Vanderbilt, (N) 57-61
19 Nov. 13, 2009 vs. Morehead State, 75-59	Jan. 26, 2010 at South Carolina, 62-68
18 Feb. 5, 1948 at Alabama, 41-31	Mar. 31, 1948 vs. Phillips Oilers, (N) 49-53
16 Mar. 1, 1958 at Tennessee, 77-66	Jan. 6, 1959 at Vanderbilt, 66-75
16 Dec. 11, 1961 vs. St. Louis, 86-77	Feb. 12, 1962 vs. Mississippi State, 44-49
16 Mar. 15, 1969 vs. Miami, Ohio, (N) 72-71	Jan. 31, 1970 at Vanderbilt, 81-87
16 Feb. 21, 1976 vs. Florida, 96-89	Dec. 18, 1976 vs. Utah, 68-70
16 Feb. 13, 1978 at Ole Miss, 64-52	Dec. 16, 1978 at Indiana, 67-68

Single Season

No. Began	Ended
27 Dec. 2, 1995 vs. Indiana, (N) 89-82	Mar. 10, 1996 vs. Mississippi St., (N) 73-84
26 Dec. 30, 2002 vs. Tennessee State, 115-87	Mar. 29, 2003 vs. Marquette, (N) 69-83
*25 Dec. 5, 1953 vs. Temple, 86-59	Mar. 1, 1954 at Alabama, 68-43
24 Dec. 17, 2011 vs. Chattanooga, 87-62	March 11, 2012 vs. Vanderbilt, (N) 64-71
23 Jan. 2, 1952 vs. Ole Miss, (N) 116-58	Mar. 22, 1952 vs. St. John's, (N) 57-64
23 Dec. 1, 1965 vs. Hardin-Simmons, 83-55	Mar. 5, 1966 at Tenn., 62-69
21 Jan. 11, 1949 vs. Bowling Green, (N) 63-61	Mar. 14, 1949 vs. Loyola, Chi., (N) 56-67
21 Dec. 30, 1950 vs. Syracuse, (N) 69-59	Mar. 3, 1951 vs. Vanderbilt, (N) 57-61

Homecourt

No. Began	Ended
*129 Jan. 4, 1943 vs. Ft. Knox, 64-30	Jan. 8, 1955 vs. Georgia Tech, 58-59
55 Mar. 17, 2009 vs. UNLV, 70-60	Dec. 1, 2012 vs. Baylor, 55-64
39 Jan. 10, 1933 vs. South Carolina, 44-36	Feb. 22, 1936 vs. Creighton, 29-31
33 Jan. 29, 1992 vs. Ole Miss, 96-78	Feb. 9, 1994 vs. Arkansas, 82-90
30 Dec. 1, 1980 vs. E. Tennessee St, 62-57	Mar. 6, 1982 vs. Alabama, 46-48
28 Dec. 21, 1957 vs. Minnesota, 78-58	Dec. 19, 1959 vs. West Virginia, 70-79
28 Dec. 20, 1968 vs. Michigan, 112-104	Dec. 19, 1970 vs. Purdue, 83-89
27 Jan. 11, 1930 vs. Creighton, 25-21	Feb. 20, 1932 vs. Vanderbilt, 31-32
27 Feb. 18, 1995 vs. Florida, 87-77	Mar. 2, 1997 vs. South Carolina, 66-72
26 Jan. 22, 1977 vs. LSU, 87-72	Dec. 22, 1978 vs. Texas A&M, 69-73
24 Feb. 28, 1985 vs. Tennessee, 92-67	Jan. 7, 1987 vs. Alabama, 55-69

Biggest Wins

	Margin	Score	Opponent	Site	Date
1.	+77	143-66	Georgia	Louisville, Ky.	Feb. 27, 1956
2.	+74	124-50	Tennessee-Martin	Lexington, Ky.	Nov. 26, 1994
3.	+72	90-18	Western Ontario	Lexington, Ky.	Dec. 10, 1949
	+72	96-24	Wabash	Lexington, Ky.	Dec. 28, 1946
5.	+69	98-29	Vanderbilt	Louisville, Ky.	Feb. 27, 1947
	+69	75-6	Arkansas State	Lexington, Ky.	Jan. 8, 1945
	+69	81-12	Oglethorpe	Lexington, Ky.	Dec. 13, 1934
8.	+66	84-18	Auburn	Louisville, Ky.	Feb. 28, 1947
9.	+65	83-18	Texas A&M	Lexington, Ky.	Dec. 14, 1946
10.	+64	96-32	Morehead State	Lexington, Ky.	Dec. 16, 1995
11.	+62	106-44	Vanderbilt	Lexington, Ky.	Mar. 5, 2003
12.	+61	101-40	Tennessee	Lexington, Ky.	Mar. 12, 1993

Biggest Losses


	Margin	Score	Opponent	Site	Date
1.	-70	17-87	Central	Danville, Ky.	Jan. 28, 1910
2.	-55	95-150	Kansas	Lawrence, Kan.	Dec. 9, 1989
3.	-47	10-57	Wabash	Crawfordsville, Ind.	Jan. 6, 1925
4.	-42	9-51	Central	Danville, Ky.	Mar. 11, 1910
5.	-41	52-93	Vanderbilt	Nashville, Tenn.	Feb. 12, 2008
	-41	11-52	Rose Polytechnic	Terre Haute, Ind.	Feb. 10, 1910
7.	-39	50-89	CC of New York	New York, N.Y.	Mar. 14, 1950
8.	-38	10-48	Cincinnati	Lexington, Ky.	Dec. 18, 1926
9.	-37	17-54	Christ Church, Cin.	Cincinnati, Ohio	Feb. 15, 1906
10.	-35	41-76	LSU	Lexington, Ky.	Jan. 18, 1987

* UK registered 25 wins during its undefeated season of 1953-54. The team declined a bid to the NCAA Tournament.

** NCAA record

^ Win streak began at Memorial Coliseum due to scheduling conflict at Rupp Arena.

CLIFF HAGAN HELPED THE CATS ESTABLISH A NATIONAL RECORD 129-GAME HOME WINNING STREAK.



OVERTIME

Date	Opponent	W/L	Score	OT
2-12-1907	at Central	L	23-25	OT
1-8-1910	at Kentucky Wesleyan	W	14-12	OT
2-21-1918	CENTRE	W	22-20	3OT
3-6-1920	at Centre	L	18-20	OT
2-13-1922	at Virginia	L	30-32	OT
12-21-1928	MIAMI, OHIO	W	43-42	3OT
2-1-1929	at Mississippi State	W	25-23	OT
1-31-1930	at Tennessee	L	24-29	OT
2-1-1930	WASHINGTON & LEE	W	28-26	OT
2-22-1930	at Georgia	W	22-21	OT
1-31-1931	at Tennessee	W	36-32	OT
12-15-1936	at Xavier	W	34-28	OT
2-18-1939	at Tennessee	W	36-34	2OT
1-6-1940	at Xavier	W	42-41	OT
3-1-1940	at Tennessee	W	30-29	OT
12-23-1944	OHIO STATE	W	53-48	OT
1-1-1945	at Long Island	W	62-52	OT
1-27-1945	Notre Dame (Louisville)	L	58-59	OT
12-29-1949	Villanova (New Orleans)	W	57-56	OT
12-29-1950	St. Louis (New Orleans)	L	42-43	OT
12-7-1957	TEMPLE	W	85-83	3OT
2-22-1958	Alabama (Montgomery)	W	45-43	OT
12-15-1958	MARYLAND	W	58-56	OT
12-14-1959	at Kansas	W	77-72	OT
12-22-1960	SAINT LOUIS	L	72-74	OT
1-5-1963	GEORGIA TECH	L	85-86	2OT
1-19-1963	TENNESSEE	L	69-78	OT
1-10-1966	at Georgia	W	69-65	2OT
12-5-1966	ILLINOIS	L	97-98	OT
1-5-1967	VANDERBILT	L	89-91	OT
1-23-1967	TENNESSEE	L	50-52	2OT
2-11-1967	MISSISSIPPI STATE	L	72-77	OT
1-27-1969	at Alabama	W	83-70	OT
12-12-1970	at Indiana	W	95-93	OT
12-11-1971	Indiana (Louisville)	L	89-90	2OT
2-5-1972	at Vanderbilt	W	85-80	OT
2-12-1973	MISSISSIPPI STATE	W	100-87	OT
3-15-1973	Austin Peay (NCAA)	W	106-100	OT
2-11-1974	at Auburn	L	97-99	OT
12-15-1975	Indiana (Louisville)	L	68-77	OT
1-10-1976	TENNESSEE	L	88-90	OT
1-26-1976	at Auburn	L	84-91	OT
3-8-1976	MISSISSIPPI STATE	W	94-93	OT
1-3-1977	Georgia	W	64-59	OT
1-12-1977	TENNESSEE	L	67-71	OT
2-11-1978	at LSU	L	94-95	OT
12-9-1978	KANSAS	W	67-66	OT
12-16-1978	at Indiana	L	67-68	OT
1-25-1979	at Auburn	W	86-83	OT
3-3-1979	Tennessee (Birmingham)	L	69-75	OT

Date	Opponent	W/L	Score	OT
3-7-1979	CLEMSON	L	67-68	OT
11-17-1979	Duke (Springfield, Mass.)	L	76-82	OT
2-24-1980	at LSU	W	76-74	OT
1-31-1981	at Georgia	W	71-68	2OT
12-12-1981	at Kansas	W	77-74	OT
12-29-1981	Notre Dame (Louisville)	W	34-28	OT
2-3-1982	at Auburn	L	81-83	OT
1-10-1983	at Mississippi State	W	59-53	OT
1-22-1983	at Vanderbilt	W	82-77	OT
3-26-1983	Louisville (NCAA)	L	68-80	OT
2-2-1985	at Auburn	W	49-47	OT
2-11-1987	TENNESSEE	W	91-84	OT
12-5-1987	Indiana (Indianapolis)	W	82-76	OT
12-23-1989	UL LAFAYETTE	L	113-116	OT
3-28-1992	Duke (NCAA)	L	103-104	OT
4-3-1993	Michigan (NCAA)	L	78-81	OT
1-8-1994	at Georgia	L	90-94	OT
3-12-1995	Arkansas (SEC)	W	95-93	OT
11-15-1996	Clemson (Indianapolis)	L	71-79	OT
2-4-1997	at South Carolina	L	79-84	OT
3-31-1997	Arizona (NCAA)	L	79-84	OT
1-17-1998	ARKANSAS	W	80-77	OT
3-28-1998	Stanford (NCAA)	W	86-85	OT
12-8-1998	Indiana (Louisville)	W	70-61	OT
1-26-1999	at Georgia	W	91-83	OT
3-14-1999	Kansas (NCAA)	W	92-88	OT
1-22-2000	at Vanderbilt	W	81-73	OT
3-16-2000	St. Bonaventure (NCAA)	W	85-80	2OT
11-10-2000	UCLA (New York)	L	92-97	OT
12-18-2001	Duke (East Rutherford)	L	91-94	OT
1-5-2002	at Mississippi State	L	69-74	OT
2-6-2002	at Tennessee	L	74-76	OT
1-20-2004	at Tennessee	W	69-68	OT
3-12-2005	LSU (SEC)	W	79-78	OT
3-27-2005	Michigan State (NCAA)	L	88-94	2OT
1-24-2007	at Georgia	L	68-78	OT
3-9-2007	Mississippi State (SEC)	L	82-84	OT
1-12-2008	VANDERBILT	W	79-73	3OT
1-19-2008	at Florida	L	70-81	OT
3-15-2008	Georgia (SEC)	L	56-60	OT
11-25-2009	Stanford (Cancun)	W	73-65	OT
2-16-2010	Mississippi State	W	81-75	OT
3-14-2010	Mississippi State (SEC)	W	75-74	OT
2-23-2011	at Arkansas	L	76-77	OT
2-2-2013	at Texas A&M	W	72-68	OT
2-23-2013	Missouri	W	90-83	OT
Total	96 Games			53-43
Home: 13-11;	Away: 26-16;	Neutral: 14-16;		
SECT: 3-2;	NCAAT: 4-5			

UK IN EACH STATE

State	Record	Pct.	State	Record	Pct.	State	Record	Pct.	State	Record	Pct.
Alabama	77-47	.621	Indiana	23-32	.418	Nebraska	3-3	.500	South Carolina	21-7	.750
Alaska	8-1	.889	Iowa	5-2	.714	Nevada	3-0	1.000	South Dakota	0-0	.000
Arizona	1-0	1.000	Kansas	9-4	.692	New Hampshire	0-0	.000	Tennessee	154-81	.655
Arkansas	6-6	.500	Kentucky	1,300-233-1	.848	New Jersey	6-3	.667	Texas	7-4	.636
California	5-4	.556	Louisiana	68-30	.694	New Mexico	0-0	.000	Utah	4-0	1.000
Colorado	0-1	.000	Maine	0-0	.000	New York	41-17	.707	Vermont	0-0	.000
Connecticut	2-0	1.000	Maryland	3-6	.333	North Carolina	13-11	.542	Virginia	3-4	.429
Delaware	0-0	.000	Massachusetts	3-2	.600	North Dakota	0-0	.000	Washington	1-1	.500
D.C.	0-1	.000	Mexico	2-0	1.000	Ohio	56-21	.727	West Virginia	2-1	.667
Florida	41-25	.621	Michigan	5-7	.417	Oklahoma	0-0	.000	Wisconsin	2-1	.667
Georgia	109-49	.690	Minnesota	4-4	.500	Oregon	1-0	1.000	Wyoming	0-0	.000
Hawaii	12-5	.706	Mississippi	62-22	.738	Pennsylvania	11-7	.611	Total	2,011-659-1	.762
Idaho	0-0	.000	Missouri	10-6	.625	Puerto Rico	2-1	.667			
Illinois	22-12	.647	Montana	0-0	.000	Rhode Island	0-0	.000			

1,000-POINT SCORERS



1 - Dan Issel - 2,138 Points

Year	G	FGM	FGA	Pct.	FTM	FTA	Pct.	TP	Avg.
1967-68	27	171	390	43.8	102	154	66.2	444	16.4
1968-69	28	285	534	53.4	176	232	75.9	746	26.6
1969-70	28	369	667	55.3	210	275	76.4	948	33.9
Totals	83	825	1591	51.9	488	661	73.8	2138	25.8




2 - Kenny Walker - 2,080 Points

Year	G	FGM	FGA	Pct.	FTM	FTA	Pct.	TP	Avg.
1982-83	31	88	144	61.1	51	77	66.2	227	7.3
1983-84	34	171	308	55.5	80	109	73.4	422	12.4
1984-85	31	246	440	55.9	218	284	76.8	710	22.9
1985-86	36	260	447	58.2	201	263	76.4	721	20.0
Totals	132	765	1339	57.1	550	733	75.0	2080	15.8



3 - Jack Givens - 2,038 Points

Year	G	FGM	FGA	Pct.	FTM	FTA	Pct.	TP	Avg.
1974-75	31	126	255	49.4	40	54	74.1	292	9.4
1975-76	30	243	494	49.2	116	140	82.9	602	20.1
1976-77	30	236	459	51.4	94	113	83.2	566	18.9
1977-78	32	238	430	55.4	102	134	76.2	578	18.1
Totals	123	843	1638	51.5	352	441	79.8	2038	16.6



4 - Keith Bogans - 1,923 Points

Year	G	FGM	FGA	Pct.	3FG	3FGA	Pct.	FTM	FTA	Pct.	TP	Avg.
1999-00	33	138	339	40.7	48	164	29.3	87	135	64.4	411	12.5
2000-01	34	210	444	47.3	74	205	36.1	83	119	69.7	577	17.0
2001-02	32	129	327	39.4	52	165	31.5	61	91	67.0	371	11.6
2002-03	36	194	425	45.6	80	209	38.3	96	130	73.8	564	15.7
Totals	135	671	1535	43.7	254	743	34.2	327	475	68.8	1923	14.2



5 - Tony Delk - 1,890 Points

Year	G	FGM	FGA	Pct.	3FG	3FGA	Pct.	FTM	FTA	Pct.	TP	Avg.
1992-93	30	47	104	45.2	18	51	35.3	24	33	72.7	136	4.6
1993-94	34	200	440	45.5	95	254	37.4	69	108	63.9	564	16.6
1994-95	33	207	433	47.8	77	197	39.1	60	89	67.4	551	16.7
1995-96	36	229	464	49.4	93	210	44.3	88	110	80.0	639	17.8
Totals	133	683	1441	47.4	283	712	39.7	241	340	70.9	1890	14.2



6 - Jamal Mashburn - 1,843 Points


Year	G	FGM	FGA	Pct.	3FG	3FGA	Pct.	FTM	FTA	Pct.	TP	Avg.
1990-91	28	137	289	47.4	24	82	29.3	64	88	72.7	362	12.9
1991-92	36	279	492	56.7	58	132	43.9	151	213	70.9	767	21.3
1992-93	34	259	526	49.2	66	180	36.7	130	194	67.0	714	21.0
Totals	98	675	1307	51.6	148	394	37.6	345	495	69.7	1843	18.8

2013 - 2014 KENTUCKY MEN'S BASKETBALL



7 - Kevin Grevey - 1,801 Points

Year	G	FGM	FGA	Pct.	FTM	FTA	Pct.	TP	Avg.
1972-73	28	236	441	53.5	52	76	68.4	524	18.7
1973-74	25	232	457	50.8	83	100	83.0	547	21.9
1974-75	31	303	592	51.2	124	157	79.0	730	23.6
Totals	84	771	1490	51.7	259	333	77.8	1801	21.4



8 - Tayshaun Prince - 1,775 Points

Year	G	FGM	FGA	Pct.	3FG	3FGA	Pct.	FTM	FTA	Pct.	TP	Avg.
1998-99	37	82	198	41.4	29	101	28.7	21	32	65.6	214	5.8
1999-00	32	153	362	42.3	46	150	30.7	74	105	70.5	426	13.3
2000-01	34	207	418	49.5	64	179	35.8	97	115	84.3	575	16.9
2001-02	32	206	441	46.7	65	191	34.0	83	118	70.3	560	17.5
Totals	135	648	1419	45.7	204	621	32.9	275	370	74.3	1775	13.1



9 - Cotton Nash - 1,770 Points

Year	G	FGM	FGA	Pct.	FTM	FTA	Pct.	TP	Avg.
1961-62	26	221	489	45.2	166	218	76.1	608	23.4
1962-63	25	176	471	37.3	162	236	68.6	514	20.6
1963-64	27	248	588	42.1	152	198	76.7	648	24.0
Totals	78	645	1548	41.7	480	652	73.6	1770	22.7



10 - Alex Groza - 1,744 Points

Year	G	FGM	FGA	Pct.	FTM	FTA	Pct.	TP	Avg.
1944-45	10	62			41	57	71.9	165	16.5
1946-47	37	146	372	38.2	101	160	63.1	393	10.6
1947-48	39	200	530	37.7	88	140	62.9	488	12.5
1948-49	34	259	612	42.3	180	248	72.6	698	20.5
Totals	120	667			410	605	67.8	1744	14.5



11 - Ed Davender - 1,637 Points

Year	G	FGM	FGA	Pct.	3FG	3FGA	Pct.	FTM	FTA	Pct.	TP	Avg.
1984-85	31	93	226	41.2	-	-	-	78	106	73.6	264	8.5
1985-86	36	155	354	43.8	-	-	-	104	131	79.4	414	11.5
1986-87	29	160	357	44.8	15	59	25.4	107	145	73.8	442	15.2
1987-88	33	173	371	46.6	22	72	30.6	149	171	87.1	517	19.0
Totals	129	581	1308	44.4	37	131	26.0	438	553	79.2	1637	12.7



12 - Louie Dampier - 1,575 Points

Year	G	FGM	FGA	Pct.	FTM	FTA	Pct.	TP	Avg.
1964-65	25	171	334	51.2	84	100	84.0	426	17.0
1965-66	29	249	482	51.6	114	137	83.2	612	21.1
1966-67	26	219	443	49.4	99	119	83.1	537	20.6
Totals	80	639	1259	50.8	297	356	83.4	1575	19.7



13 - Patrick Patterson - 1,564 Points

Year	G	FGM	FGA	Pct.	3FG	3FGA	Pct.	FTM	FTA	Pct.	TP	Avg.
2007-08	25	162	282	.574	0	3	.000	87	119	.731	411	16.4
2008-09	34	240	398	.603	0	1	.000	129	168	.768	609	17.9
2009-10	38	215	374	.575	24	69	.348	90	130	.692	544	14.3
Totals	97	617	1054	.585	24	73	.329	306	417	.734	1564	16.1



14 - Mike Casey - 1,535 Points

Year	G	FGM	FGA	Pct.	FTM	FTA	Pct.	TP	Avg.
1967-68	27	231	474	48.9	79	96	82.3	541	20.0
1968-69	28	228	494	46.2	78	103	75.7	534	19.1
1970-71	27	188	373	50.4	84	108	77.8	460	17.0
Totals	82	647	1341	48.2	241	307	78.5	1535	18.7

2013 - 2014 KENTUCKY MEN'S BASKETBALL



15 - Ralph Beard - 1,517 Points

Year	G	FGM	FGA	Pct.	FTM	FTA	Pct.	TP	Avg.
1945-46	30	111			57	110	51.8	279	9.3
1946-47	37	157	469	33.5	78	115	76.8	392	10.6
1947-48	38	194	536	36.2	88	149	59.1	476	12.5
1948-49	34	144	481	29.9	82	115	71.3	370	10.9
Totals	139	606			305	289	62.4	1517	10.9



16 - Melvin Turpin - 1,509 Points

Year	G	FGM	FGA	Pct.	FTM	FTA	Pct.	TP	Avg.
1980-81	28	50	95	52.6	31	44	70.5	131	4.7
1981-82	30	160	275	58.2	72	106	67.9	392	13.1
1982-83	31	192	311	61.7	84	125	67.2	468	15.1
1983-84	34	224	378	59.3	70	94	74.5	518	15.2
Totals	123	626	1059	59.1	257	369	69.6	1509	12.3



17 - Cliff Hagan - 1,475 Points

Year	G	FGM	FGA	Pct.	FTM	FTA	Pct.	TP	Avg.
1950-51	20	69	188	36.7	45	61	73.8	183	9.2
1951-52	32	264	633	41.7	164	235	69.8	692	21.6
1953-54	25	234	514	45.5	132	191	69.1	600	24.0
Totals	77	567	1335	42.5	341	487	70.0	1475	19.2



18 - Pat Riley - 1,464 Points

Year	G	FGM	FGA	Pct.	FTM	FTA	Pct.	TP	Avg.
1964-65	25	160	370	43.2	55	89	61.8	375	15.0
1965-66	29	265	514	51.5	107	153	69.9	637	21.9
1966-67	26	165	373	44.2	122	156	78.2	452	17.4
Totals	80	590	1257	46.9	284	398	71.4	1464	18.3



19 - Johnny Cox - 1,461 Points

Year	G	FGM	FGA	Pct.	FTM	FTA	Pct.	TP	Avg.
1956-57	28	203	490	41.4	138	180	76.7	544	19.4
1957-58	29	173	471	36.7	86	115	74.8	432	14.9
1958-59	27	188	464	40.5	109	146	74.6	485	17.9
Totals	84	564	1425	40.0	333	441	75.5	1461	17.4




20 - Joe Crawford - 1,438 Points

Year	G	FGM	FGA	Pct.	3FG	3FGA	Pct.	FTM	FTA	Pct.	TP	Avg.
2004-05	31	35	97	36.1	13	49	26.5	15	26	57.7	98	3.2
2005-06	32	111	270	41.1	47	130	36.2	56	78	71.8	325	10.2
2006-07	34	178	401	44.4	63	180	35.0	58	91	63.7	477	14.0
2007-08	30	188	401	46.9	63	173	36.4	99	130	76.2	538	17.9
Totals	127	512	1169	43.8	186	532	35.0	228	325	70.2	1,438	11.3



21 - Kyle Macy - 1,411 Points

Year	G	FGM	FGA	Pct.	FTM	FTA	Pct.	TP	Avg.
1977-78	32	143	267	53.6	115	129	89.2	401	12.5
1978-79	31	179	355	50.4	112	129	86.8	470	15.2
1979-80	35	218	415	52.5	104	114	91.2	540	15.4
Totals	98	540	1037	52.1	331	372	89.0	1411	14.4



22 - Winston Bennett - 1,399 Points


Year	G	FGM	FGA	Pct.	3FG	3FGA	Pct.	FTM	FTA	Pct.	TP	Avg.
1983-84	34	67	156	42.9	-	-	-	88	126	69.8	222	6.5
1984-85	30	82	191	42.9	-	-	-	52	77	67.5	216	7.2
1985-86	36	171	338	50.6	-	-	-	115	158	72.8	457	12.7
1987-88	33	195	380	51.3	1	2	50.0	113	155	72.9	504	15.3
Totals	133	515	1065	48.4	1	2	50.0	368	516	71.3	1399	10.5

2013 - 2014 KENTUCKY MEN'S BASKETBALL



23 - Rick Robey - 1,395 Points

Year	G	FGM	FGA	Pct.	FTM	FTA	Pct.	TP	Avg.
1974-75	31	135	248	54.4	51	63	81.0	321	10.4
1975-76	12	73	130	56.2	41	56	73.2	187	15.6
1976-77	30	158	276	57.3	111	161	68.9	427	14.2
1977-78	32	167	263	63.5	126	175	72.0	460	14.4
Totals	105	533	917	58.1	329	455	72.3	1395	13.3



24 - Gerald Fitch - 1,391 Points

Year	G	FGM	FGA	Pct.	FTM	FTA	Pct.	TP	Avg.
2000-01	34	76	167	45.5	49	71	69.0	230	6.8
2001-02	28	85	187	45.5	48	69	69.6	248	8.9
2002-03	36	152	322	47.2	78	102	76.5	443	12.3
2003-04	29	148	343	43.1	95	125	76.0	470	16.2
Totals	127	461	1019	45.2	270	367	73.6	1391	11.0



25 - Mike Phillips - 1,367 Points

Year	G	FGM	FGA	Pct.	FTM	FTA	Pct.	TP	Avg.
1974-75	31	108	212	50.9	26	47	55.3	242	7.8
1975-76	30	199	367	54.2	69	117	59.0	467	15.6
1976-77	28	144	261	55.2	54	88	61.4	342	12.2
1977-78	31	125	210	59.5	66	87	75.9	316	10.2
Totals	120	576	1050	54.9	215	339	63.4	1367	11.4



26 - Mike Pratt - 1,359 Points

Year	G	FGM	FGA	Pct.	FTM	FTA	Pct.	TP	Avg.
1967-68	27	152	334	45.5	76	111	68.5	380	14.1
1968-69	26	173	321	53.9	93	132	70.5	439	16.9
1969-70	28	219	470	46.6	102	145	70.3	540	19.3
Totals	81	544	1125	48.4	271	388	69.8	1359	16.8



27 - Frank Ramsey - 1,344 Points

Year	G	FGM	FGA	Pct.	FTM	FTA	Pct.	TP	Avg.
1950-51	34	135	413	32.7	75	123	60.9	345	10.1
1951-52	32	185	470	39.3	139	214	64.9	509	15.9
1953-54	25	179	430	41.6	132	181	72.9	490	19.6
Totals	91	499	1313	38.0	346	518	66.8	1344	14.8



28 - Ramel Bradley - 1,326 Points

Year	G	FGM	FGA	Pct.	3FG	3FGA	Pct.	FTM	FTA	Pct.	TP	Avg.
2004-05	34	51	134	38.1	22	65	33.8	31	44	70.5	155	4.6
2005-06	30	81	201	40.3	28	93	30.1	46	59	78.0	236	7.9
2006-07	34	141	336	42.0	69	188	36.7	106	130	81.5	457	13.4
2007-08	30	139	330	42.1	58	153	37.9	142	171	83.0	478	15.9
Totals	128	412	1001	41.2	177	499	35.5	325	404	80.4	1326	10.4



29 - Jim Andrews - 1,320 Points

Year	G	FGM	FGA	Pct.	FTM	FTA	Pct.	TP	Avg.
1970-71	24	64	122	52.5	28	45	62.2	156	6.5
1971-72	28	236	409	57.7	130	186	69.9	602	21.5
1972-73	28	243	434	56.0	76	110	69.1	562	20.1
Totals	80	543	965	56.3	234	341	68.6	1320	16.5



30 - Sam Bowie - 1,285 Points

Year	G	FGM	FGA	Pct.	FTM	FTA	Pct.	TP	Avg.
1979-80	34	165	311	53.1	110	144	76.4	440	12.9
1980-81	28	185	356	52.0	118	164	72.0	488	17.4
1983-84	34	133	258	51.6	91	126	72.2	357	10.5
Totals	96	483	925	52.2	319	434	73.5	1285	13.4


2013 - 2014 KENTUCKY MEN'S BASKETBALL



JOHN PELPHREY



SAM BOWIE



31 - Jim Master - 1,283 Points

Year	G	FGM	FGA	Pct.	FTM	FTA	Pct.	TP	Avg.
1980-81	27	64	142	45.1	48	56	85.7	176	6.5
1981-82	30	153	315	48.1	95	106	89.6	401	13.4
1982-83	31	166	313	53.0	56	69	81.2	388	12.5
1983-84	33	129	284	45.4	60	74	81.1	318	9.6
Totals	121	512	1054	48.6	259	305	84.9	1283	10.6



32 - John Pelphrey - 1,257 Points

Year	G	FGM	FGA	Pct.	3FG	3FGA	Pct.	FTM	FTA	Pct.	TP	Avg.
1988-89	22	14	24	40.0	2	5	40.0	8	13	61.5	38	1.7
1989-90	28	112	259	43.2	44	120	36.7	97	129	75.2	365	13.0
1990-91	28	131	303	43.2	62	164	37.8	80	102	78.4	404	14.4
1991-92	36	145	296	49.0	52	144	36.1	108	139	77.7	450	12.5
Totals	114	402	882	45.6	160	433	37.0	293	383	76.5	1257	11.0



33 - Scott Padgett - 1,252 Points

Year	G	FGM	FGA	Pct.	3FG	3FGA	Pct.	FTM	FTA	Pct.	TP	Avg.
1994-95	14	7	27	25.9	4	13	30.8	10	12	83.3	28	2.0
1996-97	32	100	244	41.0	47	138	34.1	61	80	76.3	308	9.6
1997-98	39	161	338	47.6	40	107	37.4	87	102	85.3	449	11.5
1998-99	37	156	335	46.6	61	160	38.1	94	138	68.1	467	12.6
Totals	122	424	944	44.9	152	418	36.4	252	332	75.9	1252	10.3

34 - Darius Miller - 1,248 Points

Year	G	FGM	FGA	Pct.	3FG	3FGA	Pct.	FTM	FTA	Pct.	TP	Avg.
2008-09	36	66	161	41.0	18	54	33.3	41	51	80.4	191	5.3
2009-10	38	86	215	40.0	43	128	33.6	31	39	79.5	246	6.5
2010-11	38	149	312	47.8	58	131	44.3	58	68	85.3	414	10.9
2011-12	40	143	302	47.4	56	149	37.9	55	69	79.7	397	9.9
Totals	152	444	990	44.8	175	462	37.9	185	227	81.5	1248	8.2



35 - Jodie Meeks - 1,246 Points

Year	G	FGM	FGA	Pct.	3FG	3FGA	Pct.	FTM	FTA	Pct.	TP	Avg.
2006-07	34	95	227	.419	44	121	.364	61	68	.897	295	8.7
2007-08	11	27	88	.307	16	50	.320	27	34	.794	97	8.8
2008-09	36	263	568	.463	117	288	.406	211	234	.902	854	23.7
Totals	81	385	883	.436	177	459	.386	299	336	.890	1246	15.4



36 - Tom Parker - 1,238 Points

Year	G	FGM	FGA	Pct.	FTM	FTA	Pct.	TP	Avg.
1969-70	25	117	232	50.4	26	35	74.3	260	10.4
1970-71	28	209	413	50.6	74	91	81.3	492	17.6
1971-72	27	203	429	47.3	80	101	79.2	486	18.0
Totals	80	529	1074	49.3	180	227	79.3	1238	15.5

2013 - 2014 KENTUCKY MEN'S BASKETBALL



37 - Deron Feldhaus - 1,231 Points

Year	G	FGM	FGA	Pct.	3FG	3FGA	Pct.	FTM	FTA	Pct.	TP	Avg.
1988-89	32	48	100	48.0	2	6	33.3	20	31	64.5	118	3.7
1989-90	28	135	273	49.5	32	88	36.4	101	134	75.4	403	14.4
1990-91	28	106	203	52.2	29	74	39.2	60	88	69.3	301	10.8
1991-92	36	138	290	47.6	48	128	37.5	85	107	79.4	409	11.4
Totals	124	427	866	49.3	111	296	37.5	267	360	74.2	1231	9.6




38 - Derrick Hord - 1,220 Points

Year	G	FGM	FGA	Pct.	FTM	FTA	Pct.	TP	Avg.
1979-80	35	78	166	47.0	49	64	76.6	205	5.9
1980-81	28	97	239	40.6	54	72	75.0	248	8.9
1981-82	30	194	394	49.2	102	131	77.9	490	16.3
1982-83	31	106	211	50.2	65	79	82.3	277	8.9
Totals	124	475	1010	47.0	270	346	78.0	1220	9.8



39 - Bill Spivey - 1,213 Points

Year	G	FGM	FGA	Pct.	FTM	FTA	Pct.	TP	Avg.
1949-50	30	255	619	36.3	128	176	72.7	578	19.3
1950-51	33	252	632	39.9	131	211	62.0	635	19.2
Totals	63	477	1251	38.1	259	387	66.9	1213	19.3



40 - Chuck Hayes - 1,211 Points

Year	G	FGM	FGA	Pct.	3FG	3FGA	Pct.	FTM	FTA	Pct.	TP	Avg.
2001-02	32	67	145	.462	6	22	.273	48	65	.738	188	5.9
2002-03	36	110	225	.489	8	33	.242	82	104	.788	310	8.6
2003-04	32	131	246	.533	3	12	.250	77	113	.681	342	10.7
2004-05	34	144	283	.509	2	11	.182	81	111	.730	371	10.9
Totals	134	452	899	.503	19	78	.244	288	393	.733	1211	9.0



41 - Rodrick Rhodes - 1,209 Points

Year	G	FGM	FGA	Pct.	3FG	3FGA	Pct.	FTM	FTA	Pct.	TP	Avg.
1992-93	33	101	224	45.1	27	70	38.6	70	101	69.3	299	9.1
1993-94	33	142	326	43.6	32	117	27.4	167	215	77.7	483	14.6
1994-95	33	130	333	39.0	39	110	35.5	128	164	78.0	427	12.9
Totals	99	373	883	42.2	98	297	32.9	365	480	76.0	1209	12.2



42 - Wayne Turner - 1,170 Points

Year	G	FGM	FGA	Pct.	3FG	3FGA	Pct.	FTM	FTA	Pct.	TP	Avg.
1995-96	35	65	122	53.3	1	4	25.0	25	40	62.5	156	4.5
1996-97	40	112	240	46.7	4	15	26.7	36	68	52.9	264	6.6
1997-98	39	137	285	48.1	21	57	36.8	67	108	62.0	362	9.3
1998-99	37	141	285	49.5	12	43	27.9	94	137	68.6	388	10.5
Totals	151	455	932	48.8	38	119	31.9	222	353	62.9	1170	7.7



43 - Reggie Hanson - 1,167 Points

Year	G	FGM	FGA	Pct.	3FG	3FGA	Pct.	FTM	FTA	Pct.	TP	Avg.
1987-88	16	6	17	35.3	0	0	0.0	9	10	90.0	21	1.3
1988-89	29	114	222	51.4	0	0	0.0	57	76	75.0	285	9.8
1989-90	28	165	332	49.7	35	96	36.5	94	127	74.0	459	16.4
1990-91	28	142	274	51.8	15	47	31.9	103	145	71.0	402	14.4
Totals	101	427	845	50.5	50	143	34.9	263	357	73.7	1167	11.6



44 - Derrick Miller - 1,156 Points

Year	G	FGM	FGA	Pct.	3FG	3FGA	Pct.	FTM	FTA	Pct.	TP	Avg.
1986-87	29	55	141	39.0	35	81	43.2	6	14	42.9	151	5.2
1987-88	16	8	38	21.1	3	24	12.5	2	3	66.7	21	1.3
1988-89	32	170	373	45.6	54	139	38.8	52	71	73.2	446	13.9
1989-90	28	198	502	39.4	99	289	34.3	43	57	75.4	538	19.2
Totals	105	431	1054	40.9	191	533	35.8	103	145	71.0	1156	11.0

2013 - 2014 KENTUCKY MEN'S BASKETBALL



45 - Vernon Hatton - 1,153 Points

Year	G	FGM	FGA	Pct.	FTM	FTA	Pct.	TP	Avg.
1955-56	26	123	249	49.4	100	150	66.7	346	13.3
1956-57	21	112	255	43.9	87	119	73.1	311	14.8
1957-58	29	192	458	41.9	112	144	77.8	496	17.1
Totals	76	427	962	44.4	299	413	72.4	1153	15.2




46 - Wallace Jones - 1,151 Points

Year	G	FGM	FGA	Pct.	FTM	FTA	Pct.	TP	Avg.
1945-46	30	105			80	126	63.5	290	9.7
1946-47	29	87	302	28.8	43	78	55.1	217	7.5
1947-48	36	133	427	31.3	69	103	67.0	335	9.3
1948-49	32	130	440	29.5	49	75	65.3	309	9.7
Totals	127	455			241	382	63.1	1151	9.1



47 - Randolph Morris - 1,123 Points

Year	G	FGM	FGA	Pct.	OReb	DReb	Reb.	Avg.	Blk	TP	Avg.
2004-05	34	105	199	.528	52	90	142	4.2	31	298	8.8
2005-06	21	110	181	.608	37	88	125	6.0	24	279	13.3
2006-07	34	202	341	.592	67	197	264	7.8	70	546	16.1
Totals	89	417	721	.578	156	375	531	6.0	125	1123	12.6




RODRICK RHODES




DERON FELDHAUS

DERRICK MILLER


2013 - 2014 KENTUCKY MEN'S BASKETBALL



JEFF SHEPPARD



RON MERCER



48 - Jeff Sheppard - 1,091 Points

Year	G	FGM	FGA	Pct.	3FG	3FGA	Pct.	FTM	FTA	Pct.	TP	Avg.
1993-94	29	40	72	55.6	7	19	36.8	20	31	64.5	107	3.7
1994-95	33	99	225	44.0	28	78	35.9	49	65	75.4	275	8.3
1995-96	34	65	125	52.0	22	44	50.0	36	58	62.1	188	5.5
1997-98	38	186	419	44.4	71	189	37.6	78	111	70.3	521	13.7
Totals	134	390	841	46.4	128	330	38.8	183	265	69.1	1091	8.1



49 - Billy Ray Lickert - 1,076 Points

Year	G	FGM	FGA	Pct.	FTM	FTA	Pct.	TP	Avg.
1958-59	25	126	291	43.2	86	117	73.5	338	12.5
1959-60	20	110	274	40.1	68	95	71.6	288	14.4
1960-61	28	166	395	42.0	118	152	77.6	450	16.0
Totals	73	402	960	41.9	272	364	74.7	1076	14.7



50 - Rex Chapman - 1,073 Points

Year	G	FGM	FGA	Pct.	3FG	3FGA	Pct.	FTM	FTA	Pct.	TP	Avg.
1986-87	29	173	390	44.4	68	176	38.6	50	68	73.5	464	16.0
1987-88	32	231	461	50.1	66	159	41.5	81	102	79.4	609	19.0
Totals	61	404	851	47.5	134	335	40.0	131	170	77.1	1073	17.6



51 - Dirk Minniefield - 1,069 Points

Year	G	FGM	FGA	Pct.	FTM	FTA	Pct.	TP	Avg.
1979-80	34	68	142	47.9	35	49	71.4	171	5.0
1980-81	28	118	213	55.4	55	63	87.3	291	10.4
1981-82	30	128	251	51.0	84	111	75.7	340	11.3
1982-83	31	108	199	54.3	51	68	75.0	267	8.6
Totals	123	422	805	52.4	225	291	77.3	1069	8.7

52 - Terrence Jones - 1,064 Points

Year	G	FGM	FGA	Pct.	3FG	3FGA	Pct.	FTM	FTA	Pct.	TP	Avg.
2010-11	38	206	466	44.2	26	79	32.9	157	243	64.6	595	15.7
2011-12	38	177	354	50.0	16	49	32.7	99	158	62.7	469	12.3
Totals	76	383	820	46.7	42	128	32.8	256	401	63.8	1064	14.0

2013 - 2014 KENTUCKY MEN'S BASKETBALL



53 - Jamaal Magloire - 1,064 Points

Year	G	FGM	FGA	Pct.	FTM	FTA	Pct.	TP	Avg.
1996-97	40	75	153	49.0	45	82	54.9	195	4.9
1997-98	38	77	158	48.7	43	64	67.2	197	5.2
1998-99	34	94	177	53.1	49	85	57.6	237	7.0
1999-00	33	148	296	50.0	139	203	68.5	435	13.2
Totals	145	394	784	50.3	276	434	63.6	1064	7.3



54 - Erik Daniels - 1,053 Points

Year	G	FGM	FGA	Pct.	FTM	FTA	Pct.	TP	Avg.
2000-01	33	64	133	56.6	38	63	60.3	171	5.2
2001-02	30	46	110	41.8	17	31	54.8	112	3.7
2002-03	32	136	240	56.7	29	46	63.0	305	9.5
2003-04	32	201	346	58.1	56	89	62.9	465	14.5
Totals	127	447	809	55.3	140	229	61.1	1053	8.3



55 - Jim Line - 1,041 Points

Year	G	FGM	FGA	Pct.	FTM	FTA	Pct.	TP	Avg.
1946-47	35	86	209	41.1	27	40	67.5	199	5.7
1947-48	38	107	296	36.1	51	62	82.2	265	7.0
1948-49	32	70	195	35.8	43	51	84.3	183	5.7
1949-50	30	155	369	42.0	84	122	69.6	394	13.1
Totals	135	418	1069	39.1	205	275	74.5	1041	7.7



56 - Bob Burrow - 1,023 Points

Year	G	FGM	FGA	Pct.	FTM	FTA	Pct.	TP	Avg.
1954-55	26	198	473	41.9	99	159	62.3	495	19.0
1955-56	25	207	463	44.7	114	171	66.7	528	21.1
Totals	51	405	936	43.3	213	330	64.5	1023	20.1

57 - Doron Lamb - 1,018 Points

Year	G	FGM	FGA	Pct.	3FG	3FGA	Pct.	FTM	FTA	Pct.	TP	Avg.
2010-11	38	161	324	49.7	68	140	48.6	79	100	79.0	469	12.3
2011-12	40	175	369	47.4	76	163	46.6	123	149	82.6	549	13.7
Totals	78	336	693	48.5	144	303	47.5	202	249	81.1	1018	13.1

58 - Ron Mercer - 1,013 Points


Year	G	FGM	FGA	Pct.	3FG	3FGA	Pct.	FTM	FTA	Pct.	TP	Avg.
1995-96	36	107	234	45.7	23	68	33.8	51	65	78.5	288	8.0
1996-97	40	297	603	49.3	49	141	34.8	82	105	78.1	725	18.1
Totals	76	404	837	48.3	72	209	34.4	133	170	78.2	1013	13.3

59 - Jimmy Dan Conner - 1,009 Points

Year	G	FGM	FGA	Pct.	FTM	FTA	Pct.	TP	Avg.
1972-73	28	136	286	47.6	41	66	62.1	313	11.2
1973-74	26	128	246	52.0	56	83	67.5	312	12.0
1974-75	31	171	338	50.6	42	69	60.9	384	12.4
Totals	85	435	870	50.0	139	218	63.8	1009	11.9

60 - Bobby Watson - 1,001 Points

Year	G	FGM	FGA	Pct.	FTM	FTA	Pct.	TP	Avg.
1949-50	30	84	269	31.2	59	90	65.5	227	7.6
1950-51	34	151	460	32.8	51	68	75.0	353	10.4
1951-52	32	184	517	35.6	53	80	66.2	421	13.1
Totals	96	419	1246	33.6	163	238	68.5	1001	10.4



YEAR-BY-YEAR RESULTS

Final Year	W L T			Pct.	Rank	H A N			SEC			SEC TOURNAMENT			NCAA/NIT TOURNAMENT			Coach	
	W	L	T			W	L	Pct.	Finish	W	L	Finish	W	L	Finish				
1903	1	2		.333															
1904	1	4		.250		1-1	0-3											Andrus	
1905	1	4		.250		1-3	0-1												
1906	5	9		.357		2-3	3-6											Wendt	
1907	3	6		.333		3-2												Kirby	
1908	5	6		.455		4-1	1-5											Chambers	
1909	5	4		.556		4-1	1-3											Chambers	
1910	4	8		.333		3-2	1-6											Spahr/Sweetland	
1911	5	6		.455		3-2	2-4											Iddings	
1912	9	0		1.000		7-0	2-0			Southern Champions								Sweetland	
1913	5	3		.625		5-3												Tigert	
1914	12	2		.857		9-0	3-2											Brumage	
1915	7	5		.583		6-1	1-4											Brumage	
1916	8	6		.571		4-6	4-0											Park	
1917	4	6		.400		3-2	1-4											Tuttle	
1918	9	2	1	.792		5-0	4-1-1	0-1										Boles	
1919	6	8		.429		3-4	3-4											Gill	
1920	5	7		.417		3-2	2-5											Buchheit	
1921	13	1		.929		7-0	2-1	4-0				4	0	&-SIAA Champions				Buchheit	
1922	10	6		.625		5-1	4-4	1-1	3	1	.750	5th	1	1	&-Quarterfinals			Buchheit	
1923	3	10		.231		2-7	1-3		0	5	.000	18th						Buchheit	
1924	13	3		.813		10-1	3-2	0-1	6	2	.750	5th	0	1	&-1st Round			Buchheit	
1925	13	8		.619		8-2	4-5	1-1	6	2	.750	3rd	1	1	%-Quarterfinals			Applegan	
1926	15	3		.833		9-1	4-1	2-1	8	0	1.000	1st	2	1	%-Semifinals			Eklund	
1927	3	13		.188		2-7	1-6		1	6	.143	18th						Hayden	
1928	12	6		.667		6-2	4-3	2-1	8	1	.889	5th	2	1	%-Semifinals			Mauer	
1929	12	5		.706		7-2	3-2	2-1	7	4	.636	6th	1	1	%-Quarterfinals			Mauer	
1930	16	3		.842		12-1	2-1	2-1	9	1	.900	t2nd	2	1	%-Semifinals			Mauer	
1931	15	3		.833		9-0	3-2	3-1	8	2	.800	4th	3	1	%-Runner-Up			Rupp	
1932	15	2		.882		10-1	4-0	1-1	9	1	.900	t1st	1	1	%-Quarterfinals			Rupp	
1933	21	3		.875		10-1	5-2	6-0	8	0	1.000	1st	4	0	SEC Champions			Rupp	
1934	16	1		.941		10-0	5-0	1-1	11	0	1.000	1st	0	1	Quarterfinals			Rupp	
1935	19	2		.905		13-0	5-2	1-0	11	0	1.000	1st						Rupp	
1936	15	6		.714		11-1	3-4	1-1	6	2	.750	1st	1	1	Semifinals			Rupp	
1937	17	5		.773		9-1	3-3	5-1	5	3	.625	1st	3	0	Champions			Rupp	
1938	13	5		.722		9-0	2-4	2-1	6	0	1.000	2nd	0	1	Quarterfinals			Rupp	
1939	16	4		.800		8-1	5-1	3-2	5	2	.714	1st	3	0	Champions			Rupp	
1940	15	6		.714		8-1	2-4	5-1	4	4	.500	7th	3	0	Champions			Rupp	
1941	17	8		.680		9-1	5-4	3-3	8	1	.889	1st	3	1	Runner-Up			Rupp	
1942	19	6		.760		10-0	4-4	5-2	6	2	.750	3rd	4	0	Champions	1	1	Final Four-3rd	Rupp
1943	17	6		.739		8-1	5-2	4-3	8	1	.889	1st	3	1	Runner-Up	2	1		Rupp
1944	19	2		.905		8-0	3-1	8-1	0	0	.000	--	3	0	Champions	2	1	3rd (NIT)	Rupp
1945	22	4		.846		9-0	6-2	7-2	4	1	.800	1st	4	0	Champions	1	1	Elite Eight	Rupp
1946	28	2		.933		12-0	7-1	9-1	6	0	1.000	1st	4	0	Champions	3	0	Champions (NIT)	Rupp
1947	34	3		.919		16-0	8-1	10-2	11	0	1.000	1st	4	0	Champions	2	1	Runner-Up (NIT)	Rupp
1948	36	3		.923		11-0	13-2	12-1	9	0	1.000	1st	4	0	Champions	3	0	Final Four-Champions	Rupp
<i>Kentucky also won the 1948 World Championships, claiming the gold medal at the '48 Olympic Games in London.</i>																			
1949	32	2		.941	1st/--	10-0	8-0	14-2	13	0	1.000	1st	4	0	Champions	3	0	Final Four-Champions	Rupp
1950	25	5		.833	3rd/--	10-0	6-4	9-1	11	2	.846	1st	3	0	Champions	0	1	1st Round (NIT)	Rupp
1951	32	2		.941	1st/1st	14-0	8-1	10-1	14	0	1.000	1st	4	0	Champions	4	0	Final Four-Champions	Rupp
1952	29	3		.906	1st/1st	12-0	8-1	9-2	14	0	1.000	1st	4	0	Champions	1	1	Elite Eight	Rupp

2013 - 2014 KENTUCKY MEN'S BASKETBALL

Final Year	SEC				SEC TOURNAMENT			NCAA/NIT TOURNAMENT			Coach					
	W	L	T	Pct.	Rank	H	A	N	W	L		Pct.	Finish	W	L	Finish
1953	<i>Under suspension by NCAA...No official games played</i>															
1954	25	0		1.000	1st/2nd	16-0	5-0	4-0	14	0	1.000	t1st	Declined NCAA berth			Rupp
1955	23	3		.885	2nd/2nd	13-1	8-1	2-1	12	2	.857	1st	1	1	Sweet 16	Rupp
1956	20	6		.769	9th/NR	11-2	6-2	3-2	12	2	.857	2nd	1	1	Elite Eight	Rupp
1957	23	5		.821	3rd/3rd	14-2	6-3	3-0	12	2	.857	1st	1	1	Elite Eight	Rupp
1958	23	6		.793	9th/14th	14-1	5-4	4-1	12	2	.857	1st	4	0	Final Four-Champions	Rupp
1959	24	3		.889	2nd/2nd	13-0	7-2	4-1	12	2	.857	t2nd	1	1	Sweet 16	Rupp
1960	18	7		.720	NR/NR	11-3	4-4	3-0	10	4	.714	3rd				Rupp
1961	19	9		.679	NR/18th	12-2	2-5	5-2	10	4	.714	t2nd	1	1	Elite Eight	Rupp
1962	23	3		.885	3rd/3rd	14-2	6-0	3-1	13	1	.929	t1st	1	1	Elite Eight	Rupp
1963	16	9		.640	NR/NR	10-5	4-4	2-0	8	6	.571	5th				Rupp
1964	21	6		.778	4th/3rd	13-1	4-3	4-2	11	3	.786	1st	0	2	Sweet 16	Rupp
1965	15	10		.600	NR/NR	11-3	4-5	0-2	10	6	.625	5th				Rupp
1966	27	2		.931	1st/1st	13-0	10-1	4-1	15	1	.938	1st	3	1	Final Four-Runner-Up	Rupp
1967	13	13		.500	NR/NR	8-7	4-6	1-0	8	10	.444	t5th				Rupp
1968	22	5		.815	4th/4th	14-1	7-3	1-1	15	3	.833	1st	1	1	Elite Eight	Rupp
1969	23	5		.821	7th/7th	12-1	9-2	2-2	16	2	.889	1st	1	1	Sweet 16	Rupp
1970	26	2		.929	1st/1st	15-0	8-1	3-1	17	1	.944	1st	1	1	Elite Eight	Rupp
1971	22	6		.786	10th/--	12-1	10-2	0-3	16	2	.889	1st	0	2	Sweet 16	Rupp
1972	21	7		.750	18th/14th	12-1	7-4	2-2	14	4	.778	t1st	1	1	Elite Eight	Rupp
1973	20	8		.714	17th/15th	11-2	7-4	2-2	14	4	.889	1st	1	1	Elite Eight	Hall
1974	13	13		.500	NR/NR	9-3	4-7	0-3	9	9	.500	t4th				Hall
1975	26	5		.839	2nd/4th	12-0	7-4	7-1	15	3	.833	t1st	4	1	Final Four-Runner-Up	Hall
1976	20	10		.667	NR/NR	11-1	4-7	5-2	11	7	.611	t4th	4	0	Champion (NIT)	Hall
1977	26	4		.867	6th/5th	12-2	10-1	4-1	16	2	.889	t1st	2	1	Elite Eight	Hall
1978	30	2		.938	1st/1st	16-0	8-2	6-0	16	2	.889	1st	5	0	Final Four-Champion	Hall
1979	19	12		.613	NR/NR	11-3	4-7	4-2	10	8	.556	6th	3	1	Runner-Up	Hall
1980	29	6		.829	4th/3rd	12-3	9-1	8-2	15	3	.833	1st	2	1	Semifinals	Hall
1981	22	6		.786	8th/8th	15-0	7-3	0-3	15	3	.833	2nd	0	1	Quarterfinals	Hall
1982	22	8		.733	8th/9th	15-1	6-5	1-2	13	5	.722	t1st	2	1	Semifinals	Hall
1983	23	8		.742	12th/12th	14-1	6-5	3-2	13	5	.722	1st	0	1	Quarterfinals	Hall
1984	29	5		.853	3rd/3rd	16-0	8-4	5-1	14	4	.778	1st	3	0	Champions	Hall
1985	18	13		.581	NR/NR	11-3	4-8	3-2	11	7	.611	t3rd	0	1	Quarterfinals	Hall
1986	32	4		.889	3rd/3rd	18-0	10-3	4-1	17	1	.944	1st	3	0	Champions	Sutton
1987	18	11		.621	NR/NR	13-2	5-6	0-3	10	8	.556	t3rd	0	1	Quarterfinals	Sutton
1988	25	5		.833	6th/6th	14-2	6-3	5-0	13	5	.722	1st*	3	0	Champions*	Sutton
1989	13	19		.406	NR/NR	8-5	2-10	3-4	8	10	.444	t6th	0	1	Quarterfinals	Sutton
1990	14	14		.500	NR/NR	13-2	1-10	0-2	10	8	.556	t4th@				Pitino
1991	22	6		.786	9th/--	13-0	7-6	2-0	14	4	.778	2nd SEC/1st East				Pitino
1992	29	7		.806	6th/6th	15-2	5-4	9-1	12	4	.750	2nd SEC/1st East	3	0	Champions	Pitino
1993	30	4		.882	6th/3rd	16-0	7-3	7-1	13	3	.813	2nd SEC/2nd East	3	0	Champions	Pitino
1994	27	7		.794	7th/8th	13-1	5-4	9-2	12	4	.750	2nd SEC/1st East	3	0	Champions	Pitino
1995	28	5		.848	2nd/5th	12-1	7-2	9-2	14	2	.875	1st SEC/1st East	3	0	Champions	Pitino
1996	34	2		.944	1st/2nd	13-0	8-0	13-2	16	0	1.000	1st SEC/1st East	2	1	Runner-Up	Pitino
1997	35	5		.825	2nd/5th	12-1	7-3	16-1	13	3	.813	2nd SEC/2nd East	3	0	Champions	Pitino
1998	35	4		.897	5th/1st	9-3	11-0	15-1	14	2	.875	1st SEC/1st East	3	0	Champions	Smith
1999	28	9		.757	8th/15th	12-1	4-5	12-3	11	5	.688	3rd SEC/2nd East	3	0	Champions	Smith
2000	23	10		.757	19th/20th	14-0	5-5	4-5	12	4	.750	t1st SEC/t1st East	0	1	Quarterfinals	Smith
2001	24	10		.706	9th/8th	11-1	7-5	6-4	12	4	.750	t1st SEC/t1st East	3	0	Champions	Smith
2002	22	10		.688	16th/13th	12-3	5-4	5-3	10	6	.625	t2nd SEC/t1st East	0	1	Quarterfinals	Smith
2003	32	4		.889	1st/4th	12-1	10-1	10-2	16	0	1.000	1st SEC/1st East	3	0	Champions	Smith
2004	27	5		.844	2nd/8th	11-2	7-2	9-1	13	3	.813	2nd SEC/1st East	3	0	Champions	Smith
2005	28	6		.824	7th/5th	14-1	7-3	7-2	14	2	.875	1st SEC/1st East	2	1	Runner-Up	Smith
2006	22	13		.629	NR/RV	10-5	6-4	6-4	9	7	.563	6th SEC/3rd East	2	1	Semifinals	Smith
2007	22	12		.647	RV/RV	14-2	4-6	4-4	9	7	.563	4th SEC/4th East	1	1	Quarterfinals	Smith
2008	18	13		.581	NR/NR	14-4	4-6	0-3	12	4	.750	3rd SEC/2nd East	0	1	Quarterfinals	Gillispie
2009	22	14		.611	NR/NR	13-6	5-7	4-1	8	8	.500	7th SEC/4th East	1	1	Quarterfinals	Gillispie
2010	35	3		.921	2/5	18-0	7-2	10-1	14	2	.875	1st SEC/1st East	3	0	Champions	Calipari
2011	29	9		.763	11/3	15-0	4-7	10-2	10	6	.625	3rd SEC/2nd East	3	0	Champions	Calipari
2012	38	2		.950	1/1	18-0	8-1	12-1	16	0	1.000	1st SEC/1st East	2	1	Runner-Up	Calipari
2013	21	12		.636	NR/NR	16-2	4-8	1-2	12	6	.667	2nd SEC	0	1	Quarterfinals	Calipari

&- Southern Intercollegiate Athletic Association; %-Southern Conference; *-Vacated due to NCAA sanctions; From 1933-50 the SEC Champion was determined by a tournament, except for 1935.
 Rankings - AP/UPI (Coaches Poll); @-Not eligible for title due to NCAA sanctions

ALL-TIME RESULTS

1903 (1-2)

Coach: Unnamed
Starters: (J. White Guyn & R.H. Arnett, G; Joe Coons, C; H.J. Wurtele & Lee Andrews, F)

F.6	GEORGETOWN	6-15	L
F.18	LEXINGTON YMCA	11-10	W
F.20	TRANSYLVANIA	2-42	L
		19-67	

1904 (1-4)

Coach: Leander E. Andrus, Mgr.
Captain: St. John (Guyn, Arnett, St. John, Wurtele, Coons)

F.4	at Georgetown	11-26	L
F.12	at Transylvania#	5-12	L
F.13	GEORGETOWN	10-22	L
F.26	at Transylvania	12-14	L
M.4	CINCINNATI	25-21	W
		63-95	

#Transylvania (formerly known as Kentucky University) game at UK was called off because of failure to agree on a referee. State College (University of Kentucky) team was present and agreed to play. The offer was accepted and KU won 12-5.

1905 (1-4)

Coach: J.M. Coons
Captain: J.M. Coons

J.13	GEORGETOWN	9-14	L
J.21	CINCINNATI YMCA	22-43	L
J.27	TRANSYLVANIA	30-29	W
F.4	at Transylvania	1-22	L
F.22	TRANSYLVANIA	23-33	L
		85-141	

1906 (5-9)

Coach: W.B. Wendt (Mgr.)
Captain: D.P. Branson (Baer, Donan, Barbee, Wilson, Herman)

J.11	LEXINGTON YMCA#		W
J.12	MIAMI, OHIO	10-15	L
J.19	CENTRAL U.	15-14	W
J.20	at Georgetown	9-34	L
J.26	at Central U.	17-15	W
J.27	CINCINNATI YMCA	16-23	L
F.3	Christ Church, Cin.	24-38	L
F.9	GEORGETOWN	22-28	L
F.12	at New Albany YMCA	12-29	L
F.13	at Vernon College	34-14	W
F.14	at Moores Hill	32-11	W
F.15	at Christ Church, Cin.	17-54	L
F.16	at Cincinnati	6-48	L
F.17	at Miami, Ohio	19-29	L
		236-348	

#W.B. Wendt on J.9, 1969 verified that State College (UK) opened the 1906 season against Kentucky U. (Transylvania) in the YMCA. Athletic committees of the two schools had cancelled all games after a fight at a football game in November 1905. Wendt and the Kentucky U. manager agreed to play at the YMCA and list the State College foe as YMCA instead of Kentucky U. State College won but Mr. Wendt didn't remember the score, which he hadn't listed.

1907 (3-6)

Coach: A.M. Kirby (Mgr.)
Captain: J.M. Wilson (Shanklin, Baer, Bryant, Barbee)

J.16	LEXINGTON YMCA	17-25	L
J.19	GEORGETOWN	16-15	W
J.25	CENTRAL U.	22-9	W
F.12	at Central U.	OT 23-25	L
F.15	TRANSYLVANIA	16-14	W
F.21	at Georgetown	8-19	L
M.1	at Lexington YMCA	22-41	L
M.7	at Transylvania	5-19	L
M.9	CENTRAL U.	13-15	L
		142-182	

1908 (5-6)

Coach: J.S. Chambers (Mgr.)
Captain: Richard Barbee

J.10	at Lexington YMCA	19-29	L
J.21	TRANSYLVANIA	20-15	W
J.25	at Central U.	21-32	L
F.4	at Transylvania	20-15	W
F.8	LOUISVILLE COLISEUM 29-28	W	
F.10	at Georgetown	22-30	L
F.13	CENTRAL U.	31-20	W
F.15	LEXINGTON YMCA	19-23	L
F.22	at Louisville Coliseum 18-30	L	
M.3	GEORGETOWN	18-13	W
M.7	at Central U.	10-29	L
		227-264	

1909 (5-4)

Mgr: J.S. Chambers
Captain: W.C. Fox

J.8	LEXINGTON HIGH	28-9	W
J.18	at Advent Memorial Club 27-41	L	
J.19	at Cincinnati	25-41	L
J.27	CENTRAL U.	24-23	W
F.6	at Central U.	20-35	L
F.8	GEORGETOWN	43-32	W
F.15	at Georgetown	48-19	W
F.18	CINCINNATI	28-23	W
F.26	CENTRAL U.	20-26	L
		263-249	

1910 (4-8)

Coach: R.E. Spahr and E.R. Sweetland
Captain: Bill Rodes

J.8	at Kentucky Wesleyan	OT 14-12	W
J.22	GEORGETOWN	31-11	W
J.24	DePAUW	11-24	L
J.28	at Central	17-87	L
F.4	at Georgetown	16-34	L
F.7	at Cincinnati	17-47	L
F.9	at DePauw	16-28	L
F.10	at Rose Poly Technic	11-52	L
F.16	TENNESSEE	26-5	W
M.5	CENTRAL U.	13-31	L
M.8	GEORGETOWN	24-23	W
M.11	at Central	9-51	L
		205-405	

1911 (5-6)

Coach: H.J. Iddings
Captain: J.H. Gaiser

J.13	LEXINGTON HIGH	H 29-36	L
J.20	TRANSYLVANIA	H 18-23	L
J.27	at Kentucky Wesleyan	A 19-25	L
F.4	BETHANY	H 24-11	W
F.9	at Ohio Wesleyan	A 19-37	L
F.10	at Otterbein	A 27-41	L
F.11	at Christ Church, Cin.	A 21-32	L
F.17	at Georgetown	A 47-22	W
F.23	BUTLER	H 21-16	W
F.27	at Transylvania	A 22-19	W
M.3	TRANSYLVANIA	H 30-24	W
		277-286	

1912 (9-0)

Southern Champions
Coach: E.R. Sweetland
Captain: W.C. Harrison

J.5	GEORGETOWN	38-9	W
J.12	at Central U.	32-13	W
J.19	MIAMI, OHIO	31-14	W
J.27	LEXINGTON YMCA	32-20	W
F.1	CENTRAL U.	52-10	W
F.7	TENNESSEE	27-15	W
F.22	VANDERBILT	28-17	W
F.23	VANDERBILT	22-18	W
M.1	at Georgetown	19-18	W
		281-134	

—Leading Scorers—

Binkley Barnett (Jr. F)	7.1
D.W. Hart (Jr. F)	5.4
W.C. Harrison (Sr. C)	4.0
Jake Gaiser (Sr. G)	3.9
R.C. Preston (So. G)	2.7
H.L. Farmer (Jr. F)	2.2

1913 (5-3)

Coach: J.J. Tigert
Captain: B. Barnett

J.24	LEXINGTON YMCA	25-27	L
F.8	CINCINNATI	20-18	W
F.13	MARIETTA	42-16	W
F.15	LOUISVILLE	34-10	W
F.19	VANDERBILT	17-24	L
F.20	VANDERBILT	42-29	W
F.27	MIAMI, OHIO	24-16	W
M.1	CHRIST CHURCH, CIN.	19-30	L
		223-170	

—Leading Scorers—

R.C. Preston (Jr. C)	9.1
Binkley Barnett (Sr. F)	8.4
Ralph Morgan (So. F)	4.0
H.L. Farmer (Sr. F)	3.9
William Tuttle (So. F)	1.0

1914 (12-2)

Coach: Alpha Brumage
Captain: William Tuttle

J.10	ASHLAND YMCA	28-15	W
J.17	LOUISVILLE YMCA	30-21	W
J.20	at Ashland YMCA	30-19	W
J.21	at Marshall	46-6	W
J.22	at Virginia	23-39	L
J.24	at VMI	18-32	L
J.31	LOUISVILLE YMHA	59-12	W
F.7	LOUISVILLE	22-17	W
F.11	TENNESSEE	21-14	W
F.12	TENNESSEE	20-18	W
F.21	CINCINNATI	20-18	W
F.23	CHATTANOOGA	40-7	W
F.28	MARIETTA	19-17	W
M.3	at Louisville	26-13	W
		402-248	

—Leading Scorers—

R.C. Preston (Sr. F)	6.1
#Tom Zerfoss (Sr. F)	6.0
Karl Zerfoss (So. G)	4.7
William Tuttle (Jr. G)	3.9
Herschel Scott (Jr. G)	3.2

#Only played in first six games.

1915 (7-5)

Coach: Alpha Brumage
Captain: Ralph Morgan

J.16	MARYVILLE	37-17	W
J.23	LOUISVILLE	18-14	W
J.30	ST. ANDREWS	32-15	W
F.4	at Maryville	23-22	W
F.5	at Tennessee	21-36	L
F.6	at Tennessee	22-27	L
F.12	VANDERBILT	34-39	L
F.13	VANDERBILT	36-24	W
F.17	TENNESSEE	22-13	W
F.18	TENNESSEE	20-18	W
F.26	at St. Andrews	25-50	L
F.27	at Louisville	15-26	L
		305-301	

—Leading Scorers—

Ralph Morgan (Sr. F)	8.3
Jim Server (Jr. C)	5.3
William Tuttle (Sr. F)	3.8
Karl Zerfoss (Jr. F)	3.7
Herschel Scott (Sr. G)	2.9

1916 (8-6)

Coach: James Park
Captain: K.P. Zerfoss

J.14	at Cincinnati	39-24	W
J.18	at Georgetown	29-22	W
J.31	GEORGETOWN	30-22	W
F.4	VANDERBILT	25-39	L
F.5	VANDERBILT	20-23	L
F.12	LOUISVILLE	22-28	L
F.15	at Centre	38-5	W
F.19	CINCINNATI	34-10	W
F.22	at Louisville	32-24	W
F.23	TENNESSEE	17-28	L
F.26	MARYVILLE	36-25	W
F.29	CENTRE	38-14	W
M.3	MARIETTA	22-27	L
M.4	MARIETTA	23-27	L
		405-318	

—Leading Scorers—

Derrill Hart (Sr. F)	13.3
Jim Server (Sr. C)	5.7
Robert Ireland (Jr. F)	5.6
Karl Zerfoss (Sr. F)	3.3
George Gumbert (Sr. G)	2.4

1917 (4-6)

Coach: W.P. Tuttle
Captain: Robert Y. Ireland

J.17	CENTRE	31-21	W
J.27	at Georgetown	19-22	L
J.30	ROSE POLY TECH	33-12	W
F.9	TENNESSEE	20-23	L
F.10	TENNESSEE	19-22	L
F.16	at Centre	24-28	L
F.21	GEORGETOWN	32-18	W
M.1	at Cumberland	48-20	W
M.2	at Tennessee	26-27	L
M.3	at Tennessee	10-30	L
		262-223	

—Leading Scorers—

C.C. Shrader (Sr. F)	7.1
Robert Ireland (Sr. F)	5.4
"Dutch" Longworth (Sr. C-F)	4.4
Pat Campbell (Jr. F)	4.2
William Rodes (Sr. G)	1.3

1918 (9-2-1)

Coach: S.A. Boles
Captain: Patrick Campbell

J.9	KENTUCKY WESLEYAN	23-13	W
J.17	at Centre	21-29	L
J.24	GEORGETOWN	22-18	W
F.7	TENNESSEE	33-26	W
F.8	TENNESSEE	40-12	W
F.9	at Kentucky Wesleyan#	21-21	T
F.14	at Georgetown	25-16	W
F.21	CENTRE	30T 22-20W	
F.28	Cumberland	42-21	W
M.1	at Tennessee	29-18	W
M.2	at Tennessee	32-20	W
	State Championship (Louisville, Ky.)		
M.9	Centre	12-24	L
		322-238	

Unique tie game resulted from scorer's error which wasn't discovered until after the teams' departures. Contest was rescheduled, but never played for unknown reasons.

—Leading Scorers—

H.C. Thomas (Jr. C-F)	10.8
Arthur Bastin (Jr. G)	4.0
A.P. Shanklin (Sr. F)	3.5
Pat Campbell (Sr. F)	3.2
George Zerfoss (Jr. F)	2.8

1919 (6-8)

Coach: Andrew Gill
Captain: J.A. Dishman

J.13	KENTUCKY WESLEYAN 46-5	W	
J.18	GEORGETOWN	30-32	L
J.25	at Centre	30-38	L
J.31	at Cincinnati	18-28	L
F.6	at Chattanooga	18-25	W
F.7	at Tennessee	22-40	L
F.8	at Cumberland	22-21	W
F.14	VANDERBILT	26-36	L
F.15	at Georgetown	18-22	L
F.21	CINCINNATI	34-21	W
F.22	at Kentucky Wesleyan	18-13	W
F.24	CENTRE	10-21	L
F.28	TENNESSEE	30-14	W
M.8	MIAMI, OHIO	14-38	L
		346-354	

—Leading Scorers—

H.C. Thomas (Sr. F)	7.1
J.C. Everett (Jr. F)	6.6
Bob Lavin (Fr. G)	5.0
Tony Dishman (Sr. G)	3.3
Ed Parker (Sr. F)	3.3

1920 (5-7)

Coach: George C. Buchheit
Captain: J.C. Everett

J.17	at Cincinnati	11-13	L
J.22	MARYVILLE	27-13	W
J.31	GEORGETOWN	25-14	W
F.5	TENNESSEE	24-29	L
F.7	TENNESSEE	26-27	L
F.14	at Centre	15-44	L
F.17	at Georgetown	28-16	W
F.21	KENTUCKY WESLEYAN	43-13	W
F.26	Cumberland	21-30	L
F.27	at Tennessee	25-28	L
F.28	at Tennessee	34-26	W
M.6	CENTRE	OT 18-20	L
		297-273	

—Leading Scorers—

Basil Hayden (So. F)	10.8
William Blakely (Sr. G)	7.0
J.C. Everett (Sr. C)	5.5
Bob Lavin (So. F)	4.1
Jim Wilhelm (Jr. F)	3.6

2013 - 2014 KENTUCKY MEN'S BASKETBALL

1921 (13-1)

Southern Intercollegiate Champions
 Coach: George C. Buchheit
 Captain: Basil Hayden

J.12	KENTUCKY WESLEYAN	38-13	W
J.15	CUMBERLAND	37-21	W
J.18	GEORGETOWN	38-23	W
J.21	CHATTANOOGA	42-10	W
J.26	at Cincinnati	26-19	W
J.29	AUBURN	40-25	W
F.8	at Centre	27-29	L
F.15	at Georgetown	56-11	W
F.18	CENTRE	20-13	W
F.22	VANDERBILT	37-18	W
SIAA Tournament (Atlanta)			
F.25	Tulane	50-28	W
F.26	Mercer	49-25	W
F.28	Mississippi A & M	28-13	W
M.1	Georgia (Finals)	20-19	W

—Leading Scorers—

William King (Fr. F)	11.4
Basil Hayden (Jr. F)	9.6
Paul Adkins (Jr. C)	6.5
Bob Lavin (Jr. G)	2.5
Fred Fest (So. C)	1.3

1922 (10-6)

Coach: George C. Buchheit
 Captain: R.E. Lavin

J.14	GEORGETOWN	17-26	L
J.17	at Louisville	38-14	W
J.18	at Vanderbilt	12-22	L
J.21	LOUISVILLE	29-22	W
J.26	MISSISSIPPI STATE	28-21	W
J.27	MARSHALL	34-12	W
F.4	at Centre	28-21	W
F.6	at Georgetown	26-17	W
F.8	at Washington & Lee	21-20	W
F.9	at VMI	32-37	L
F.11	at Georgetown U.	23-28	L
F.13	at Virginia	OT 30-32	L
F.16	CLEMSON	38-14	W
F.20	CENTRE	40-23	W
SIAA Tournament (Atlanta)			
F.24	Georgetown	41-21	W
F.25	Mercer	22-35	L

—Leading Scorers—

Paul Adkins (Sr. C)	8.8
William King (So. F)	8.3
Bob Lavin (Sr. F)	5.2
Basil Hayden (Sr. F)	5.0
William Poyzn (Jr. F)	2.9

1923 (3-10)

Coach: George C. Buchheit
 Captain: Fred Fest

J.13	at Georgetown	24-13	W
J.20	at Tennessee	26-30	L
J.22	CHATTANOOGA	25-18	W
J.25	ALABAMA	35-45	L
J.27	CENTRE	14-21	L
F.3	GEORGIA	19-23	L
F.5	at Cincinnati	24-33	L
F.7	CENTENARY	21-28	L
F.10	TENNESSEE	23-28	L
F.14	at Centre	10-17	L
F.15	CLEMSON	13-30	L
F.19	GEORGETOWN	21-45	L
F.23	SEWANE	30-14	W

—Leading Scorers—

Carl Riefkin (Jr. F)	10.2
Fred Fest (Sr. C)	7.2
William Poyzn (Sr. G)	3.3
Gilbert Smith (Sr. G)	1.5
W.G. Wilkinson (Sr. F)	1.2

1924 (13-3)

Coach: G.C. Buchheit
 Captain: A.T. Rice

J.1	VANDERBILT	33-13	W
J.8	MEXICO YMCA	25-14	W
J.12	at Georgetown	32-24	W
J.14	MISSISSIPPI STATE	16-17	L
J.15	SEWANE	50-15	W
J.18	at Tennessee	13-20	L
J.19	at Chattanooga	24-23	W
F.4	WEST VIRGINIA	24-21	W
F.9	at Centre	27-18	W
F.11	GEORGETOWN	39-35	W
F.13	CLEMSON	38-13	W
F.14	VIRGINIA	29-16	W
F.19	VIRGINIA TECH	36-14	W
F.21	CENTRE	38-24	W
F.23	GEORGIA TECH	33-27	W
SIAA Tournament (Atlanta)			
F.29	North Carolina	20-41	L

—Leading Scorers—

Jim McFarland (So. F)	9.9
Will Milward (Jr. C)	5.3
Lowell Underwood (So. C)	4.9
Carl Riefkin (Sr. F)	4.3
Bill King (Sr. F)	2.9

ALUMNI GYM ERA (1924-50)

1924-25 (13-8)
 Coach: C.O. Applegran
 Captain: James McFarland

D.13	CINCINNATI	28-23	W
D.18	INDIANA	18-20	L
D.20	MICHIGAN	11-21	L
J.3	at Cincinnati	20-24	L
J.5	at Illinois	26-36	L
J.6	at Wabash	10-57	L

J.9	OLE MISS	26-23	W
J.10	GEORGETOWN	25-17	W
J.17	at Centre	33-26	W
J.30	WASHINGTON & LEE	28-22	W
F.2	WEST VIRGINIA	29-19	W
F.5	at Alabama	15-24	L
F.6	at Georgia Tech	18-16	W
F.7	at Georgia	24-28	L
F.9	at Tennessee	35-22	W
F.12	TULANE	29-22	W
F.14	at Georgetown	36-21	W
F.18	TENNESSEE	26-21	W
F.21	CENTRE	39-10	W
Southern Conference Tournament (Atlanta)			
F.27	Mississippi State	31-26	W
F.28	Georgia	31-32	L

—Leading Scorers—

Jim McFarland (Jr. F)	7.1
Lowell Underwood (Jr. F)	6.3
Will Milward (Sr. C)	6.2
Foster Helm (So. F)	3.7
Charles Alberts (Jr. G)	2.5

1925-26 (15-3)

Coach: Ray Eklund
 Captain: Burgess Carey

D.19	DePAUW	29-38	L
J.5	at Indiana	23-34	L
J.9	BEREA	37-23	W
J.12	at Georgetown	36-21	W
J.16	GEORGIA TECH	25-24	W
J.21	CENTRE	45-25	W
J.30	GEORGETOWN	25-20	W
F.1	ALABAMA	27-16	W
F.4	at Centre	46-19	W
F.5	WASHINGTON & LEE	44-34	W
F.8	AUBURN	35-26	W
F.12	at Tennessee	51-17	W
F.15	at Georgia	22-18	W
F.18	TENNESSEE	27-21	W
F.20	VANDERBILT	30-20	W
Southern Conference Tournament (Atlanta)			
F.26	VMI	32-25	W
F.27	Georgia	39-34	W
M.1	Mississippi State	26-31	L

—Leading Scorers—

Gayle Mohney (Jr. G)	11.1
Paul Jenkins (So. F)	7.3
Jim McFarland (Sr. F)	5.6
Lowell Underwood (Sr. C)	3.7
Henry Besuden (Sr. C)	2.1

1926-27 (3-13)

Coach: Basil Hayden
 Captain: Paul Jenkins

D.18	CINCINNATI	10-48	L
D.21	INDIANA	19-38	L
D.27	at Cincinnati	22-51	L
D.31	PRINCETON	26-30	L
J.3	FLORIDA	44-36	W
J.10	at Kentucky Wesleyan	24-31	L
J.15	VANDERBILT	32-48	L
J.21	at Tennessee	14-19	L
J.22	at Georgia Tech	16-48	L
J.29	CENTRE	27-25	W
F.1	at Georgetown	19-26	L
F.4	WASHINGTON & LEE	34-36	L
F.7	WEST VIRGINIA	26-44	L
F.11	OLE MISS	17-37	L
F.12	at Centre	22-16	W
F.19	TENNESSEE	21-30	L

—Leading Scorers—

Paul Jenkins (Jr. F)	6.1
Edwin Knadler (Sr. F)	4.4
Van Buren Ropke (Sr. F-C)	4.2
Frank Phipps (Jr. F)	3.4
Foster Helm (Sr. C)	2.5

1927-28 (12-6)

Coach: John Mauer
 Captain: Paul Jenkins

D.16	CLEMSON	33-17	W
D.20	MIAMI, OHIO	31-36	L
J.4	BEREA	37-16	W
J.9	at Centre	36-23	W
J.14	VANDERBILT	43-23	W
J.16	at Virginia	31-28	W
J.18	at Navy	26-32	L
J.19	at Maryland	7-37	L
J.28	TENNESSEE	48-18	W
F.3	WASHINGTON & LEE	34-28	W
F.4	at Indiana	29-48	L
F.8	at Vanderbilt	54-29	W
F.9	at Tennessee	43-16	W
F.11	GEORGIA TECH	31-35	L
F.18	CENTRE	30-20	W
Southern Conference Tournament (Atlanta)			
F.24	South Carolina	56-40	W
F.25	Georgia	33-16	W
F.27	Ole Miss	28-41	L

—Leading Scorers—

Irvine Jeffries (Sr. G)	11.5
Cecil Combs (So. F)	10.3
Paul McBrayer (So. G-C)	5.5
Hays Owens (So. F)	3.8
Paul Jenkins (Sr. F)	3.3

1928-29 (12-5)

Coach: John Mauer
 Captain: Lawrence McGinnis

D.15	EASTERN NORMAL	35-10	W
D.21	MIAMI, OHIO	30T 43-42W	L
J.4	NORTH CAROLINA	15-26	L
J.12	at Notre Dame	19-16	W

J.16	at Georgia Tech	19-33	L
J.17	at Tennessee	35-29	W
J.19	TENNESSEE	27-22	W
J.26	ALABAMA	26-27	L
F.1	at Mississippi State	OT 25-23	W
F.2	1 Mississippi State	32-14	W
F.3	at Tulane	22-34	L
F.8	WASHINGTON & LEE	31-30	W
F.13	CENTRE	47-11	W
F.22	OLE MISS	35-30	W
F.23	OLE MISS	32-24	W
Southern Conference Tournament (Atlanta)			
M.1	Tulane	29-15	W
M.2	Georgia	24-26	L

1 Municipal Auditorium (Jackson, Miss.)

—Leading Scorers—

Stan Milward (So. C)	6.8
Louis McGinnis (So. F)	5.8
Cecil Combs (Jr. G)	5.8
Carey Spicer (So. F)	5.7
Paul McBrayer (Jr. G)	2.9

1929-30 (16-3)

Coach: John Mauer
 Captain: Paul McBrayer

D.14	GEORGETOWN	46-9	W
D.20	MIAMI, OHIO	35-20	W
D.31	BEREA	29-26	W
J.3	CLEMSON	31-15	W
J.10	CREIGHTON	27-28	L
J.11	CREIGHTON	25-21	W
J.18	TENNESSEE	23-20	W
J.24	MISSISSIPPI STATE	38-17	W
J.25	MISSISSIPPI STATE	20-14	W
J.31	at Tennessee	OT 24-29	L
F.1	at Georgia	OT 22-21	W
F.3	at Clemson	34-20	W
F.8	GEORGIA TECH	39-19	W
F.14	GEORGIA	36-23	W
F.18	KENTUCKY WESLEYAN	32-20	W
F.22	WASHINGTON & LEE	OT 28-26	W
Southern Conference Tournament (Atlanta)			
F.28	Maryland	26-21	W
M.1	Sewanee	44-22	W
M.3	Duke	32-37	L

—Leading Scorers—

Cecil Combs (Sr. F)	6.6
Carey Spicer (Jr. F)	6.5
Stan Milward (Sr. C)	5.9
Louis McGinnis (So. F)	5.4
Paul McBrayer (Sr. G)	4.8

ADOLPH RUPP ERA (1930-71)

1930-31 (15-3)

Coach: Adolph Rupp
 Captain: Carey Spicer

D.18	GEORGETOWN	67-19	W
D.27	MARSHALL	42-26	W
D.31	BEREA	41-25	W
J.3	CLEMSON	33-21	W
J.10	TENNESSEE	31-23	W
J.16	CHATTANOOGA	55-18	W
J.21	at Vanderbilt	42-37	W
J.31	at Tennessee	OT 36-32	W
F.6	WASHINGTON & LEE	23-18	W
F.9	GEORGIA TECH	38-34	W
F.13	at Georgia	16-25	L
F.14	at Clemson	26-29	L
F.16	at Georgia Tech	35-16	W
F.20	VANDERBILT	43-23	W
Southern Conference Tournament (Atlanta)			
F.27	North Carolina State	33-28	W
F.28	Duke	35-30	W
M.2	Florida	56-35	W
M.3	Maryland	27-29	L

—Leading Scorers—

Carey Spicer (Sr. F)	10.6
Louis McGinnis (Sr. F)	9.6
George Yates (Jr. C)	7.0
Aggie Sale (So. C-F)	5.6
Jake Bronston (Jr. G)	3.9

1931-32 (15-2)

Coach: Adolph Rupp
 Captain: Ellis Johnson

D.15	GEORGETOWN	66-24	W
D.18	CARNEGIE TECH	36-34	W
D.23	BEREA	52-27	W
D.30	MARSHALL	46-16	W
J.2	CLEMSON	43-24	W
J.14	at Clemson	30-17	W
J.15	at Sewanee	30-20	W
J.16	at Tennessee	29-28	W
J.21	CHATTANOOGA	51-17	W
J.30	WASHINGTON & LEE	48-28	W
F.3	at Vanderbilt	61-37	W
F.6	DUKE	37-30	W
F.8	ALABAMA	50-22	W
F.13	TENNESSEE	41-27	W
F.20	VANDERBILT	31-32	L
Southern Conference Tournament (Atlanta)			
F.26	Tulane	50-30	W
F.27	North Carolina	42-43	L

—Leading Scorers—

Aggie Sale (Jr. F)	13.6
John DeMoisey (So. C-F)	10.0
Darrell Darby (Jr. F)	8.4
Howard Kreuter (Jr. F)	3.9
Ellis Johnson (Jr. G)	3.6

1932-33 (21-3, 8-0 SEC)

SEC Champions; SEC Tournament Champions
 Coach: Adolph Rupp
 Captain: Forest Sale

D.9	ALUMNI	52-17	W
D.12	GEORGETOWN	62-21	W
D.17	1 Marshall	57-23	W
D.20	TULANE	53-17	W
D.21	TULANE	42-11	W
D.30	at Chicago	58-26	W
J.2	OHIO STATE	30-46	L
J.6	at Creighton	32-26	W
J.			

2013 - 2014 KENTUCKY MEN'S BASKETBALL

F.1	*	at Vanderbilt	24-33	L
F.3	*	at Alabama	32-30	W
F.7	*	ALABAMA	40-34	W
F.10		at Notre Dame	20-41	L
F.11		at Butler	39-28	W
F.15	*	at Tennessee	28-39	L
F.18		XAVIER	49-40	W
F.21		CREIGHTON	68-38	W
F.22		CREIGHTON	29-31	L
F.24	*	VANDERBILT	61-41	W
SEC Tournament (Knoxville, Tenn.)				
F.28	1	Mississippi State	41-39	W
F.29	1	at Tennessee	28-39	L
813-587				
1 Alumni Memorial Gymnasium (Knoxville, Tenn.)				

—Leading Scorers—

Ralph Carlisle (So. F)	11.5
Joe Hagan (So. F)	8.0
Garland Lewis (Sr. C)	7.5
Warfield Donohue (Jr. G)	3.0
J. Rice Walker (So. C-F)	2.4

1936-37 (17-5, 5-3 SEC)

SEC Champions; SEC Tournament Champions

Coach: Adolph Rupp				
Captain: Warfield Donohue				
D.9		GEORGETOWN	46-21	W
D.12		BEREA	70-26	W
D.15		at Xavier	OT 34-28	W
D.21		CENTENARY	37-19	W
J.2		MICHIGAN STATE	28-21	W
J.5	1	Notre Dame	28-41	L
J.8		CREIGHTON	59-36	W
J.14		at Michigan State	23-24	L
J.16	2	Akron	32-22	W
J.23	*	TENNESSEE	43-26	W
J.30	*	at Vanderbilt	41-26	W
F.1	3*	Alabama	38-27	W
F.3	*	at Tulane	28-35	L
F.4	*	at Tulane	28-25	W
F.8		MEXICO	58-30	W
F.10	*	ALABAMA	31-34	L
F.13	*	at Tennessee	24-26	L
F.20	*	VANDERBILT	51-19	W
F.22		XAVIER	23-15	W
SEC Tournament (Knoxville, Tenn.)				
F.26	4	LSU	57-37	W
F.27	4	Georgia Tech	40-30	W
M.1	4	at Tennessee	39-25	W
858-593				

- 1 Jefferson County Armory (Louisville, Ky.)
- 2 Schmidt Fieldhouse (Cincinnati, Ohio)
- 3 Birmingham Athletic Club (Birmingham, Ala.)
- 4 Alumni Memorial Gymnasium (Knoxville, Tenn.)

—Leading Scorers—

Ralph Carlisle (Jr. F)	9.9
Joe Hagan (Jr. F)	7.3
Homer Thompson (So. C)	4.9
Walter Hodge (Sr. G)	3.7
Bernie Oppen (So. G)	3.5

1937-38 (13-5, 6-0 SEC)

Coach: Adolph Rupp				
Captain: J. Rice Walker				
D.15		BEREA	69-35	W
D.18		CINCINNATI	38-21	W
D.22		CENTENARY	35-25	W
D.29	1	Pittsburgh	40-29	W
J.8		at Michigan State	38-43	L
J.10		at Detroit	26-34	L
J.15		at Notre Dame	37-47	L
J.22	*	TENNESSEE	52-27	W
J.29	*	at Vanderbilt	42-19	W
J.31	2*	Alabama	57-31	W
F.5		at Xavier	32-39	L
F.7		MICHIGAN STATE	44-27	W
F.12	*	ALABAMA	28-21	W
F.14		MARQUETTE	35-33	W
F.17		XAVIER	45-29	W
F.21	*	VANDERBILT	48-24	W
F.26	*	at Tennessee	29-26	W
SEC Tournament (Baton Rouge, La.)				
M.3	3	Tulane	36-38	L
731-512				
1 Sugar Bowl Classic (Municipal Auditorium, New Orleans, La.)				
2 Birmingham City Auditorium (Birmingham, Ala.)				
3 Huey Long Fieldhouse (Baton Rouge, La.)				

—Leading Scorers—

Joe Hagan (Sr. F)	10.1
Fred Curtis (Jr. F)	6.3
Bernie Oppen (Jr. G)	5.6
Homer Thompson (Jr. C)	4.9
Mickey Rouse (So. G)	4.4

1938-39 (16-4, 5-2 SEC)

SEC Champions; SEC Tournament Champions				
Coach: Adolph Rupp				
Captain: Bernard Oppen				
D.2		GEORGETOWN	39-19	W
D.10		KENTUCKY WESLEYAN	57-18	W
D.17		CINCINNATI	44-27	W
D.21		WASHINGTON & LEE	67-47	W
J.4		at Long Island	34-52	L
J.6		at St. Joseph's	41-30	W
J.14	1	Notre Dame	37-42	L
J.21	*	TENNESSEE	29-30	L
J.28	2*	Alabama	38-41	L
J.30	*	at Vanderbilt	51-37	W
F.4		Marquette	37-31	W
F.8		at Xavier	41-31	W
F.11	*	ALABAMA	45-27	W
F.13	*	MISSISSIPPI STATE	39-28	W
F.18	*	at Tennessee	20T 36-34W	
F.21		XAVIER	43-23	W

F.25	*	VANDERBILT	52-27	W
SEC Tournament (Knoxville, Tenn.)				
M.2	3	Ole Miss	49-30	W
M.3	3	LSU	53-34	W
M.4	3	at Tennessee	46-38	W
878-646				
1 Jefferson County Armory (Louisville, Ky.)				
2 Birmingham City Auditorium (Birmingham, Ala.)				
3 Alumni Memorial Gymnasium (Knoxville, Tenn.)				
—Leading Scorers—				
Fred Curtis (Sr. F)	9.2			
Homer Thompson (Sr. C)	6.7			
Keith Farnsley (So. F)	6.4			
Mickey Rouse (Jr. G)	5.4			
Marion Cluggish (Jr. C)	5.3			

1939-40 (15-6, 4-4 SEC)

SEC Champions; SEC Tournament Champions; Sugar Bowl Champions				
Coach: Adolph Rupp				
Captain: Layton Rouse				
D.9		BEREA	74-24	W
D.16		CINCINNATI	30-39	L
D.21	1	Clemson	55-31	W
D.27	2	Ohio State	36-30	W
J.1		KANSAS STATE	53-26	W
J.6		at Xavier	OT 42-41	W
J.8		WEST VIRGINIA	47-38	W
J.13		at Notre Dame	47-52	L
J.20	*	TENNESSEE	35-26	W
J.27	3*	Alabama	32-36	L
J.29	*	at Vanderbilt	32-40	L
F.3		Marquette	51-45	W
F.10	*	ALABAMA	46-18	W
F.12		XAVIER	37-29	W
F.13	*	MISSISSIPPI STATE	45-37	W
F.17	*	at Tennessee	23-27	L
F.19	*	at Georgia Tech	39-44	L
F.24	*	VANDERBILT	43-38	W
SEC Tournament (Knoxville, Tenn.)				
F.29	4	Vanderbilt	44-34	W
M.1	4	at Tennessee	OT 30-29	W
M.2	4	Georgia	51-43	W
892-724				
1 American Enka Gymnasium (Asheville, N.C.)				
2 Sugar Bowl Classic (Municipal Auditorium, New Orleans)				
3 Birmingham City Auditorium (Birmingham, Ala.)				
4 Alumni Memorial Gymnasium (Knoxville, Tenn.)				

—Leading Scorers—

Mickey Rouse (Sr. G)	8.3
Keith Farnsley (Jr. F)	7.2
Marion Cluggish (Sr. C)	7.2
Lee Huber (Jr. G)	5.4
Jim King (So. C)	3.9
Carl Combs (Jr. G)	3.9

1940-41 (17-8, 8-1 SEC)

Coach: Adolph Rupp				
Captain: Lee Huber				
D.7		ALUMNI	62-25	W
D.12		WEST VIRGINIA	46-34	W
D.13		MARYVILLE	53-14	W
D.18		at Nebraska	39-40	L
D.19		at Creighton	45-54	L
D.20		at Kansas State	28-25	W
D.27		CENTENARY	70-18	W
D.30	1	Indiana	45-48	L
J.4	2	Notre Dame	47-48	L
J.9		at Xavier	48-43	W
J.11		at West Virginia	43-56	L
J.18	*	at Tennessee	22-32	L
J.20	*	at Georgia Tech	47-37	W
J.25		XAVIER	44-49	L
F.1	*	at Vanderbilt	51-50	W
F.3	*	at Alabama	38-36	W
F.8	*	ALABAMA	46-38	W
F.10	*	OLE MISS	60-41	W
F.15	*	TENNESSEE	37-28	W
F.17	*	GEORGIA TECH	60-41	W
F.24	*	VANDERBILT	58-31	W
SEC Tournament (Louisville, Ky.)				
F.27	2	Ole Miss	62-52	W
F.28	2	Tulane	59-30	W
M.1	2	Alabama	39-37	W
M.1	2	Tennessee	33-36	L
1182-943				
1 Sugar Bowl Classic (Municipal Auditorium, New Orleans)				
2 Jefferson County Armory (Louisville, Ky.)				

—Leading Scorers—

Jim King (Jr. C)	6.0
Lee Huber (Sr. G)	5.9
Keith Farnsley (Sr. F)	5.8
Mel Brewer (So. C)	5.1
Milt Ticco (So. C-F)	4.8

1941-42 (19-6, 6-2 SEC)

NCAA Final Four; SEC Champions; SEC Tournament Champions				
Coach: Adolph Rupp				
Captain: Carl Staker				
D.6		MIAMI, OHIO	35-21	W
D.13		at Ohio State	41-43	L
D.16		NEBRASKA	42-27	W
D.22		SOUTH CAROLINA	64-25	W
D.30		TEXAS A&M	49-29	W
J.2		WASHINGTON & LEE	62-32	W
J.10		at Xavier	40-39	W
J.17	*	at Tennessee	40-46	L
J.19	*	at Georgia	51-26	W
J.20	*	at Georgia Tech	63-53	W
J.24		MEXICO	56-26	W
J.31	*	GEORGIA	55-38	W
F.2	*	at Alabama	35-41	L
F.7		at Notre Dame	43-46	L

F.9	*	ALABAMA	50-34	W
F.14	*	TENNESSEE	36-33	W
F.16	*	GEORGIA TECH	57-51	W
F.21		XAVIER	44-36	W
SEC Tournament (Louisville, Ky.)				
F.26		Florida	42-36	W
F.27		Ole Miss	59-32	W
F.28		Auburn	40-31	W
F.28		Alabama (finals)	36-34	W
Postseason Game (Louisville, Ky.)				
M.14		Great Lakes Navy	47-58	L
NCAA Tournament (New Orleans)				
M.20		Illinois	46-44	W
M.21		Dartmouth	28-47	L
1161-928				

—Leading Scorers—

Marvin Akers (Jr. G)	7.6
Mel Brewer (Jr. C)	7.0
Milt Ticco (Jr. F)	5.8
Erma Allen (Sr. F)	4.9
Ken England (Jr. G)	4.9

1942-43 (17-6, 8-1 SEC)

Coach: Adolph Rupp				
Co-Captains: Marvin Akers and Melvin Brewer				
D.12		CINCINNATI	61-39	W
D.19		WASHINGTON	45-38	W
D.23	1	Indiana	52-58	L
J.2		OHIO STATE	40-45	L
J.4		FORT KNOX	64-30	W
J.9		at Xavier	43-38	W
J.16	*	at Tennessee	30-28	W
J.18	*	at Georgia	60-28	W
J.19	*	at Georgia Tech	38-36	W
J.23	1	Notre Dame	60-55	W
J.26	*	VANDERBILT	39-38	W
J.30	*	at Alabama	32-41	L
F.1	*	at Vanderbilt	54-43	W
F.6	*	ALABAMA	67-41	W
F.8		XAVIER	48-36	W
F.13	*	TENNESSEE	53-29	W
F.15	*	GEORGIA TECH	58-31	W
F.20		at DePaul	44-53	L
SEC Tournament (Louisville, Ky.)				
F.25	1	Tulane	48-31	W
F.26	1	Georgia	59-30	W
F.27	1	Mississippi State	52-43	W
F.27	1	Tennessee	30-33	L
Postseason Game (Louisville, Ky.)				
M.6	1	Great Lakes Navy	39-53	L
1116-897				
1 Jefferson County Armory (Louisville, Ky.)				

—Leading Scorers—

Milt Ticco (Sr. F)	10.1
Mel Brewer (Sr. C)	8.3
Marvin Akers (Sr. G)	7.1
Mulford Davis (So. F)	7.1
Kenny Rollins (So. G)	5.3

1943-44 (19-2)

SEC Champions; SEC Tournament Champions				
Coach: Adolph Rupp				
D.1		FORT KNOX	51-18	W
D.4		BEREA (Naval V-12)	54-40	W
D.11	1	Indiana	66-41	W
D.13		at Ohio State	40-28	W
D.18		CINCINNATI	58-30	W
D.20		at Illinois	41-43	L
D.28	2	Carnegie Tech	61-14	W
D.30		at St. John's	44-38	W
J.8	1	Notre Dame	55-54	W
J.15		WRIGHT FIELD	61-28	W
J.31		FORT KNOX A.R.C.	76-48	W
F.4		DePAUW	38-35	W
F.7		ILLINOIS	51-40	W
F.12		at Cincinnati	38-34	W
F.26		OHIO	51-35	W
SEC Tournament (Louisville, Ky.)				
M.2	1	Georgia	57-29	W
M.3	1	LSU	55-28	W
M.4	1	Tulane	62-46	W
NIT (New York)				
M.20	2	Utah	46-38	W
M.22	2	St. John's	45-48	L
M.24	2	Oklahoma State (cons.)	45-29	W
1095-724				
1 Jefferson County Armory (Louisville, Ky.)				
2 Madison Square Garden (New York)				

—Leading Scorers—

Bob Brannum (Fr. C)	12.1
Jack Tingle (Fr. F)	8.4
Jack Parkinson (Fr. G)	7.0
Wilbur Schu (So. G)	6.2
Tom Moseley (So. G)	4.2

1944-45 (22-4, 4-1 SEC)

SEC Champions; SEC Tournament Champions				
Coach: Adolph Rupp				
D.2		FORT KNOX	56-23	W
D.4		BEREA	56-32	W
D.9		CINCINNATI	66-24	W
D.16	1	Indiana	61-43	W
D.23		OHIO STATE	OT 53-48	W
D.26				

2013 - 2014 KENTUCKY MEN'S BASKETBALL

Orleans)

—Leading Scorers—

Ralph Beard (5-10 So. G)	10.9
Alex Groza (6-7 So. C-F)	10.6
Kenneth Rollins (6-0 Jr. F)	8.4
Joe Holland (6-4 Sr. J)	6.2
Wallace Jones (6-4 So. C)	5.9



1947 - 1948 NATIONAL CHAMPIONSHIP TEAM

1947-48 (36-3, 9-0 SEC)

World Champions (Olympic Games); National Champions; SEC Champions; SEC Tournament Champions; World Champions (Olympic Games);

National Champions; SEC Champions; SEC Tournament Champions

Coach: Adolph Rupp
Captain: Kenneth Rollins

N.29 INDIANA CENTRAL	80-41	W
D.1 FORT KNOX	80-41	W
D.5 TULSA	72-18	W
D.6 TULSA	71-22	W
D.10 DePaul	74-50	W
D.13 at Cincinnati	67-31	W
D.17 XAVIER	79-37	W
D.20 at Temple	59-60	L
D.23 at St. John's	52-40	W
J.2 Creighton	65-23	W
J.3 WESTERN ONTARIO	88-41	W
J.5 at Miami, Ohio	67-53	W
J.10 at Michigan State	47-45	W
J.12 at Ohio	79-57	W
J.17 * at Tennessee	65-54	W
J.19 * at Georgia Tech	71-56	W
J.20 * at Georgia	88-51	W
J.24 CINCINNATI	70-43	W
J.31 at DePaul	68-51	W
F.2 at Notre Dame	55-64	L
F.5 * at Alabama	41-31	W
F.7 2 Washington, St. Louis	69-39	W
F.9 * at Vanderbilt	82-51	W
F.14 * TENNESSEE	69-42	W
F.16 * ALABAMA	63-33	W
F.20 * VANDERBILT	79-43	W
F.21 * GEORGIA TECH	78-54	W
F.24 1 Temple	58-38	W
F.28 at Xavier	59-37	W

SEC Tournament (Louisville, Ky.)

M.4 1 Florida	87-31	W
M.5 1 LSU	63-47	W
M.6 1 Tennessee	70-47	W
M.6 1 Georgia Tech (finals)	54-43	W

NCAA Tournament (New York)

M.18 3 Columbia	76-53	W
M.20 3 Holy Cross	60-52	W
M.23 3 Baylor	58-42	W

Olympic Trials (New York)

M.27 Louisville	91-57	W
M.29 Baylor	77-59	W

(Championship Collegiate Bracket)

M.31 PHILLIPS OILERS (AAU CHAMPS)	49-53	L
	2690-1730	

1 Jefferson County Armory (Louisville, Ky.)
2 Ellis Auditorium (Memphis, Tenn.)
3 Madison Square Garden (New York)

Olympic Team Exhibition Games
UK vs. Phillips Oilers

Jun 30 at Tulsa, Okla.	52-60	L
Jul 2 at Kansas City, Mo.	20T 70-69W	
Jul 7 at Lexington, Ky.	50-56	L

Olympic Games (London, England)

Jul 30 Switzerland	86-21	W
Aug 2 Czechoslovakia	53-28	W
Aug 3 Argentina	59-57	W
Aug 4 Egypt	66-28	W
Aug 6 Peru	61-33	W
Aug 9 Uruguay	63-28	W
Aug 11 Mexico	71-40	W
Aug 13 France (Gold Medal game)	65-21	W

World Champions

—Leading Scorers—

Alex Groza (6-7 Jr. C)	12.5
(488 TP in 39 games)	
Ralph Beard (5-10 Jr. C-F)	12.5
Wallace Jones (6-4 Jr. C-F)	9.3
James Line (6-2 So. F)	6.9
Kenneth Rollins (6-0 Sr. G)	6.6



1948 - 1949 NATIONAL CHAMPIONSHIP TEAM

1948-49 (32-2, 13-0 SEC)

National Champions; SEC Champions; SEC Tournament Champions; Ranked 1st AP; Loser NIT in attempted "Grand Slam"

Coach: Adolph Rupp

N.29 INDIANA CENTRAL	74-38	W	
D.8 1 DePaul	67-36	W	
D.10 TULSA	81-27	W	
D.13 ARKANSAS	76-39	W	
D.16 at Holy Cross	51-48	W	
D.18 at St. John's	57-30	W	
D.22 1 Tulane	51-47	W	
D.29 2 Tulane	78-47	W	
D.30 2 Saint Louis	40-42	L	
J.11 3 Bowling Green	63-61	W	
J.15 * at Tennessee	66-51	W	
J.17 * at Georgia Tech	56-45	W	
J.22 at DePaul	2/NR	56-45	W
J.29 1 Notre Dame	2/NR	62-38	W
J.31 * at Vanderbilt	2/NR	72-50	W
F.2 * at Alabama	1/NR	56-40	W
F.3 4 Ole Miss	1/NR	75-45	W
F.5 5 Bradley	1/18	62-52	W
F.8 * TENNESSEE	1/NR	71-56	W
F.12 XAVIER	1/NR	96-50	W
F.14 * ALABAMA	1/NR	74-32	W
F.16 * OLE MISS	1/NR	85-31	W
F.19 * GEORGIA TECH	1/NR	78-32	W
F.21 * GEORGIA	1/NR	95-40	W
F.24 at Xavier	1/NR	51-40	W
F.26 * VANDERBILT	1/NR	70-37	W

SEC Tournament (Louisville, Ky.)

M.3 1 Florida	1/NR	73-36	W
M.4 1 Auburn	1/NR	70-39	W
M.5 1 Tennessee	1/NR	83-44	W
M.5 1 Tulane	1/7	68-52	W

NIT (New York)

M.14 6 Loyola, Chicago	1/16	56-67	L
------------------------	------	-------	---

NCAA Eastern Regional (New York)

M.21 6 Villanova	1/5	85-72	W
M.22 6 Illinois	1/4	76-47	W

NCAA Finals (Seattle)

M.26 7 Oklahoma State	1/2	46-36	W
-----------------------	-----	-------	---

2 Jefferson County Armory (Louisville, Ky.)
2 Sugar Bowl Classic (Municipal Auditorium, New Orleans)
3 Cleveland Arena (Cleveland, Ohio)
4 Ellis Auditorium (Memphis, Tenn.)
5 Owensboro Sportscenter (Owensboro, Ky.)
6 Madison Square Garden (New York)
7 Edmundson Pavilion (Seattle)

1949-50 (25-5, 11-2 SEC)

SEC Champions; SEC Tournament Champions; Sugar Bowl Champions; Ranked 3rd AP

Coach: Adolph Rupp
Captain: Dale Barnstable

D.3 INDIANA CENTRAL	84-61	W	
D.10 WESTERN ONTARIO	90-18	W	
D.15 at St. John's	58-69	L	
D.21 1 DePaul	49-47	W	
D.23 at Purdue	60-54	W	
D.29 2 Villanova	OT 57-56	W	
D.30 2 Bradley (finals)	71-66	W	
J.2 3 Arkansas	57-53	W	
J.4 4 Mississippi State	87-55	W	
J.9 NORTH CAROLINA	2/NR	83-44	W
J.14 * at Tennessee	2/NR	53-66	L
J.16 * at Georgia Tech	2/NR	61-47	W
J.17 * at Georgia	5/NR	60-71	L
J.21 at DePaul	5/NR	86-53	W
J.23 at Notre Dame	5/NR	51-64	L
J.26 at Xavier	4/NR	58-47	W
J.28 * GEORGIA	4/NR	88-56	W
J.30 * at Vanderbilt	4/NR	58-54	W
F.2 * at Alabama	6/NR	66-64	W
F.4 5 Ole Miss	6/NR	61-55	W
F.11 * TENNESSEE	7/NR	79-52	W
F.13 * ALABAMA	7/NR	77-57	W
F.15 * OLE MISS	5/NR	90-50	W
F.18 * GEORGIA TECH	5/NR	97-62	W
F.23 XAVIER	5/NR	58-53	W
F.25 * VANDERBILT	5/NR	70-66	W

SEC Tournament (Louisville, Ky.)

M.3 1 Mississippi State	4/NR	56-46	W
M.4 1 Georgia	4/NR	79-63	W
M.4 1 Tennessee	4/NR	95-58	W

NIT (New York)

M.14 6 CCNY	3/NR	50-89	L
-------------	------	-------	---

2089-1696

1 Jefferson County Armory (Louisville, Ky.)
2 Sugar Bowl Classic (Municipal Auditorium, New Orleans)

3 Little Rock, Ark.
4 Owensboro Sportscenter (Owensboro, Ky.)
5 Ellis Auditorium (Memphis, Tenn.)
6 Madison Square Garden (New York)

—Leading Scorers—

Bill Spivey (7-0 So. C)	19.3
Jim Line (6-2 Sr. F)	13.1
Walt Hirsch (6-4 Jr. F)	9.9
Bobby Watson (5-10 So. G)	7.5
Dale Barnstable (6-3 Sr. G)	5.9



1950 - 1951 NATIONAL CHAMPIONSHIP TEAM

MEMORIAL COLISEUM ERA (1950-1975)

1950-51 (32-2, 14-0 SEC)

National Champions; SEC Champions; Ranked 1st AP, 1st UPI

Coach: Adolph Rupp
Captain: Walt Hirsch

D.1 WEST TEXAS STATE	73-43	W	
D.9 PURDUE	70-52	W	
D.12 at Xavier	67-56	W	
D.14 * FLORIDA	85-37	W	
D.16 KANSAS	68-39	W	
D.23 at St. John's	1/13	43-37	W
D.29 1 Saint Louis	1/NR	OT 42-43	L
D.30 1 Syracuse	1/NR	69-59	W
J.5 * AUBURN	3/NR	79-35	W
J.8 DePAUL	3/NR	63-55	W
J.13 * ALABAMA	3/NR	65-48	W
J.15 NOTRE DAME	3/NR	69-44	W
J.20 * at Tennessee	2/NR	70-45	W
J.22 * at Georgia Tech	2/NR	82-61	W
J.27 * at Vanderbilt	1/NR	74-49	W
J.29 * at Tulane	1/NR	104-68	W
J.31 * at LSU	1/NR	81-59	W
F.2 * at Mississippi State	1/NR	80-60	W
F.3 2 Ole Miss	1/NR	86-39	W
F.9 * GEORGIA TECH	1/NR	75-42	W
F.13 XAVIER	1/NR	78-51	W
F.17 * TENNESSEE	1/NR	86-61	W
F.19 at DePaul	1/NR	60-57	W
F.23 * GEORGIA	1/NR	88-41	W
F.24 * VANDERBILT	1/NR	89-57	W

SEC Tournament (Louisville, Ky.)

M.1 3 Mississippi State	1/NR	92-70	W
M.2 3 Auburn	1/NR	84-54	W
M.3 3 Georgia Tech	1/NR	82-56	W
M.3 3 Vanderbilt	1/NR	57-61	L
M.13 LOYOLA, CHICAGO	1/NR	97-61	W

NCAA First Round (Raleigh, N.C.)

M.20 4 Louisville	1/NR	79-68	W
-------------------	------	-------	---

NCAA Eastern Regional (New York)

M.22 5 St. John's	1/9	59-43	W
M.24 5 Illinois	1/5	76-74	W

NCAA National Finals (Minneapolis)

M.27 6 Kansas State	1/4	68-58	W
---------------------	-----	-------	---

2540-1783

1 Sugar Bowl Classic (Municipal Auditorium, New Orleans)
2 Owensboro Sportscenter (Owensboro, Ky.)
3 Jefferson County Armory (Louisville, Ky.)
4 Reynolds Coliseum (Raleigh, N.C.)
5 Madison Square Garden (New York)
6 Williams Arena (Minneapolis)

Exhibition Game

Apr. 27 KY ALL-STARS	92-49	W
----------------------	-------	---

Puerto Rico Exhibition Tour

Aug. 25 San German Ath.	86-38	W
Aug. 26 Ponce Lions	83-43	W
Aug. 27 San Turce	93-40	W
Aug. 29 Univ. of Puerto Rico	91-44	W
Sep. 2 U.S. Navy (called at half - rain)	52-23	W
Sep. 3 Puerto Rico	75-46	W

(N1) Owensboro, Ky.

—Leading Scorers—

Bill Spivey (7-0 Jr. C)	19.2
Shelby Linville (6-5 Jr. F)	10.4
Bobby Watson (5-10 Jr. G)	10.4
Frank Ramsey (6-3 So. G)	10.1
Cliff Hagan (6-4 So. C)	9.2
Walt Hirsch (6-3 Sr. F)	9.1

1951-52 (29-3, 14-0 SEC)

SEC Champions; SEC Tournament Champions; Runner-Up

Sugar Bowl:

Ranked 1st AP, 1st UPI			
Coach: Adolph Rupp			
Captain: Robert Watson			
D.8 WASHINGTON & LEE	96-46	W	
D.10 at Xavier	1/NR	97-72	W
D.13 at Minnesota	1/NR	57-61	L
D.17 ST. JOHN'S	2/1	81-40	W
D.20 DePAUL	2/NR	98-60	W
D.26 UCLA	1/16	84-53	W
D.28 1 Brigham Young	1/NR	84-64	W
D.29 1 Saint Louis	1/12	60-61	L
J.3 2 Ole Miss	4/NR	116-58	W

J.5 * LSU	4/NR	57-47	W
J.7 XAVIER	4/NR	83-50	W
J.12 * at Florida	3/NR	99-52	W
J.14 3 Georgia	3/NR	95-55	W
J.19 * at Tennessee	3/NR	65-56	W
J.21 * at Georgia Tech	3/NR	96-51	W
J.26 * at Alabama	3/NR	71-67	W
J.28 * at Vanderbilt	3/NR	88-51	W
J.30 * at Auburn	1/NR	88-48	W
F.2 4 Notre Dame	1/NR	71-66	W
F.4 * TULANE	1/NR	103-54	W
F.6 * OLE MISS	1/NR	81-61	W
F.9 * GEORGIA TECH	1/NR	93-42	W
F.11 * MISSISSIPPI STATE	1/NR	110-66	W
F.16 * TENNESSEE	1/NR	95-40	W
F.21 * VANDERBILT	1/NR	75-45	W
F.23 at DePaul	1/NR	63-61	W

SEC Tournament (Louisville, Ky.)

F.28 3 Georgia Tech	1/NR	80-59	W
F.29 3 Tulane	1/NR	85-61	W
M.1 3 Tennessee	1/NR	81-66	W
M.1 3 LSU	1/NR	44-43	W

NCAA Eastern Regional (Raleigh, NC)

M.21 5 Penn. State	1/NR	82-54	W
M.22 5 St. John's	1/10	57-64	L

2635-1774

1 Sugar Bowl Classic (Municipal Auditorium, New Orleans)
2 Owensboro Sportscenter (Owensboro, Ky.)
3 Jefferson County Armory (Louisville, Ky.)
4 Chicago Stadium (Chicago)
5 Reynolds Coliseum (Raleigh, N.C.)

—Leading Scorers—

Cliff Hagan (6-4 Jr. C)	21.6
Frank Ramsey (6-3 Jr. G)	15.9
Bobby Watson (5-10 Sr. G)	13.1
Lou Tsioropoulos (6-5 Jr. F)	7.9
Lucian Whitaker (6-0 Sr. F)	7.8

1952-53 — NO SCHEDULE.

Under suspension by NCAA; Intra Squad Scrimmage Results

Coach: Adolph Rupp
Co-Captains: Cliff Hagan and Frank Ramsey

D.13 Varsity	76	Freshman	45
J.19 Ramsey's	71	Hagan's	50
F.4 Hagan's	68	Ramsey's	55
F.28 Blues	49	Whites	47
	264		197

1953-54 (25-0, 14-0 SEC)

SEC Champions; UKIT Champions; Ranked 1st AP, 2nd UPI;

Declined NCAA Berth

Coach: Adolph Rupp
Co-Captains: Cliff Hagan and Frank Ramsey

D.5 TEMPLE	86-59	W	
D.12 at Xavier	2/NR	81-66	W
D.14 WAKE FOREST	2/NR	101-69	W
D.18 at Saint Louis	2/NR	71-59	W
D.21 1 DUKE	2/13	85-69	W
D.22 1 LASALLE	2/16	73-60	W
D.28 MINNESOTA	2/8	74-59	W
J.4 XAVIER	1/NR	77-71	W
J.9 * GEORGIA TECH	1/NR	105-53	W
J.11 DePAUL	1/NR	81-63	W
J.16 * TULANE	1/NR	94-43	W
J.23 * at Tennessee	1/NR	97-71	W
J.30 * at Vanderbilt	1/NR	85-63	W
F.2 2 Georgia Tech	1/NR	99-48	W
F.4 * GEORGIA	1/NR	106-55	W
F.6 3 Georgia	1/NR	100-68	W
F.8 * at Florida	1/NR	97-55	W
F.13 * OLE MISS	1/NR	88-62	W
F.15 * MISSISSIPPI STATE	1/NR	81-49	W
F.18 * TENNESSEE	2/NR	90-63	W
F.20 at DePaul	2/NR	76-61	W
F.22 * VANDERBILT	2/NR	100-64	W
F.27 4 Auburn	2/NR	109-79	W
M.1 * at Alabama	2/NR	68-43	W
M.9 5 LSU	1/8	63-56	W

2187-1508

1 UK Invitation Tournament (Lexington, Ky.)
2 Jefferson County Armory (Louisville, Ky.)
3 Owensboro Sportscenter (Owensboro, Ky.)
4 Garrett Coliseum (Montgomery, Ala.)
5 SEC Playoff (Memorial Gym, Nashville, Tenn.) Kentucky and LSU tied for league title due to a schedule disagreement. Kentucky won but declined NCAA bid.

—Leading Scorers—

Cliff Hagan (6-4 Sr. C)	24.0
Frank Ramsey (6-3 Sr. G)	19.6
Lou Tsioropoulos (6-5 Sr. F)	14.5
Billy Evans (6-1 Jr. F)	

2013 - 2014 KENTUCKY MEN'S BASKETBALL

F.19	at DePaul	2/NR	76-72	W
F.21	* VANDERBILT	2/20	77-59	W
F.26	* AUBURN	2/NR	93-59	W
F.28	* ALABAMA	2/12	66-52	W
M.5	* TENNESSEE	2/NR	104-61	W
NCAA Eastern Regional (Evanston, IL)				
M.11	3 Marquette	2/8	71-79	L
M.12	3 Penn State (consolation)	2/NR	84-59	W
1987-1588				
1 UK Invitation Tournament (Lexington, Ky.)				
2 Ellis Auditorium (Memphis, Tenn.)				
3 McGaw Memorial Hall (Evanston, Ill.)				
—Leading Scorers—				
Bob Burrow (6-7 Jr. C)			19.0	
Billy Evans (6-1 Jr. F)			13.9	
Phil Grawemeyer (6-7 Jr. F)			13.0	
Jerry Bird (6-6 Jr. F)			10.7	
Gayle Rose (6-0 Sr. G)			7.4	

1955-56 (20-6, 12-2 SEC)

UKIT Runner-Up; Ranked 9th AP, 12th UPI				
Coach: Adolph Rupp				
Captain: Phil Grawemeyer				
D.3	at LSU			
D.10	TEMPLE	2/NR	61-73	L
D.12	DePaul	2/NR	71-69	W
D.15	at Maryland	12/NR	62-61	W
D.17	IDAHO	12/NR	91-49	W
D.20	1 MINNESOTA	9/NR	72-65	W
D.21	1 DAYTON	9/14	74-89	L
D.28	at Saint Louis	13/NR	101-80	W
J.7	* GEORGIA TECH	6/NR	104-51	W
J.12	* TULANE	5/NR	85-63	W
J.14	* LSU	5/NR	107-65	W
J.21	* at Tennessee	4/NR	95-68	W
J.28	* at Vanderbilt	3/7	73-81	L
J.30	* at Georgia Tech	3/NR	84-62	W
F.1	DUKE	8/10	81-76	W
F.4	2* Auburn	8/NR	82-81	W
F.6	* at Florida	8/NR	81-70	W
F.11	* OLE MISS	7/NR	88-49	W
F.13	* MISSISSIPPI STATE	7/NR	86-65	W
F.18	at DePaul	7/NR	79-81	L
F.20	VANDERBILT	7/6	76-55	W
F.25	2* Alabama	8/7	77-101	L
F.27	3* Georgia	8/NR	143-66	W
M.3	* TENNESSEE	12/NR	101-77	W
NCAA Eastern Regional (Iowa City, Iowa)				
M.16	3 Wayne	9/NR	84-64	W
M.17	3 at Iowa	9/5	77-89	L
2197-1802				
1 UK Invitation Tournament (Lexington, Ky.)				
2 Garrett Coliseum (Montgomery, Ala.)				
3 Jefferson County Army (Louisville, Ky.)				
3 Iowa Fieldhouse (Iowa City, Iowa)				
—Leading Scorers—				
Bob Burrow (6-7 Sr. C)			21.1	
Jerry Bird (6-6 Sr. F)			16.2	
Vernon Hatton (6-3 So. G)			13.3	
Gerry Calvert (5-11 Jr. G)			11.2	
Phil Grawemeyer (6-7 Sr. F)			8.4	

1956-57 (23-5, 12-2 SEC)

SEC Champions; UKIT Champions; Sugar Bowl Champions;				
Ranked 3rd AP, 3rd UPI				
Coach: Adolph Rupp				
Honorary Co-Captains: Ed Beck and Gerry Calvert				
D.1	WASHINGTON & LEE		94-66	W
D.3	MIAMI, FLA.		114-75	W
D.8	at Temple		73-58	W
D.10	SAINT LOUIS		70-71	L
D.15	MARYLAND	3/NR	76-55	W
D.18	at Duke	7/13	84-85	L
D.21	1 SMU	7/4	73-67	W
D.22	1 ILLINOIS	7/5	91-70	W
D.28	2 Virginia Tech	3/NR	56-55	W
D.29	2 Houston	3/NR	111-76	W
J.5	* GEORGIA TECH	3/NR	95-72	W
J.7	LOYOLA, CHICAGO	3/NR	81-62	W
J.12	* at LSU	3/NR	51-46	W
J.14	* at Tulane	3/NR	60-68	L
J.19	* at Tennessee	4/NR	97-72	W
J.26	* at Vanderbilt	5/13	91-83	W
J.28	* at Georgia Tech	5/NR	76-65	W
J.30	* GEORGIA	4/NR	84-53	W
F.2	* FLORIDA	4/NR	88-61	W
F.8	3* Ole Miss	3/NR	75-69	W
F.11	* at Mississippi State	3/NR	81-89	L
F.15	at Loyola, Chicago	3/NR	115-65	W
F.18	* VANDERBILT	3/10	80-78	W
F.23	* ALABAMA	3/NR	79-60	W
F.25	* AUBURN	3/NR	103-85	W
M.2	* TENNESSEE	3/NR	93-75	W
NCAA Midwest Regional (Lexington, Ky.)				
M.15	PITTSBURGH	3/NR	98-92	W
M.16	MICHIGAN STATE	3/11	68-80	L
2357-1953				
1 UK Invitation Tournament (Lexington, Ky.)				
2 Sugar Bowl Classic (Loyola Fieldhouse, New Orleans)				
3 Ellis Auditorium (Memphis, Tenn.)				
—Leading Scorers—				
Johnny Cox (6-4 So. F)			19.4	
Gerry Calvert (5-11 Sr. G)			15.2	
Vernon Hatton (6-3 Jr. F)			14.8	
John Crigler (6-3 Jr. F)			10.3	
Ed Beck (6-7 Jr. C)			9.5	



1957 - 1958 NATIONAL CHAMPIONSHIP TEAM

1957-58 (23-6, 12-2 SEC)

National Champions; SEC Champions; Ranked 9th AP, 14th UPI				
Coach: Adolph Rupp				
Honorary Captain: Ed Beck				
D.2	DUKE		78-74	W
D.4	at Ohio State		61-54	W
D.7	TEMPLE	30T	85-83W	
D.9	at Maryland		62-71	L
D.14	at Saint Louis	3/9	73-60	W
D.16	at SMU	3/NR	64-65	L
D.20	1 WEST VIRGINIA	5/8	70-77	L
D.21	1 MINNESOTA	5/10	78-58	W
D.23	UTAH STATE	5/NR	92-64	W
D.30	LOYOLA, CHICAGO	9/NR	75-42	W
J.4	* GEORGIA TECH	10/NR	76-60	W
J.6	* at Vanderbilt	10/NR	86-81	W
J.11	* LSU	9/NR	97-52	W
J.13	* TULANE	9/NR	86-50	W
J.18	* TENNESSEE	9/13	77-68	W
J.27	* at Georgia Tech	9/NR	52-71	L
J.29	2* Georgia	8/NR	74-55	W
J.31	* at Florida	8/NR	78-56	W
F.8	* OLE MISS	12/NR	96-65	W
F.10	* MISSISSIPPI STATE	12/17	72-62	W
F.15	at Loyola, Chicago	12/NR	56-57	L
F.17	* VANDERBILT	12/NR	65-61	L
F.22	3* Alabama	13/NR	OT 45-43	W
F.24	4* Auburn	13/NR	63-64	L
M.1	* at Tennessee	12/NR	77-66	W
NCAA Midwest Regional (Lexington, Ky.)				
M.14	MIAMI, OHIO	9/NR	94-70	W
M.15	NOTRE DAME	9/8	89-56	W
NCAA Final Four (Louisville, Ky.)				
M.21	5 Temple	9/5	61-60	W
M.22	5 Seattle	9/18	84-72	W
2166-1817				
1 UK Invitation Tournament (Lexington, Ky.)				
2 Alexander Memorial Coliseum (Atlanta)				
3 Garrett Coliseum (Montgomery, Ala.)				
4 Birmingham City Auditorium (Birmingham, Ala.)				
5 Freedom Hall (Birmingham, Ala.)				
—Leading Scorers—				
Vernon Hatton (6-3 Sr. G)			17.1	
Johnny Cox (6-4 Jr. F)			14.9	
John Crigler (6-3 Sr. F)			13.6	
Adrian Smith (6-0 Sr. G)			12.4	
Ed Beck (6-7 Sr. C)			5.6	

1958-59 (24-3, 12-2 SEC)

UKIT Champions; Ranked 2nd in Polls				
Coach: Adolph Rupp				
Honorary Captain: Johnny Cox				
D.1	FLORIDA STATE		91-68	W
D.6	at Temple		76-71	W
D.8	at Duke		78-64	W
D.11	SMU	2/18	72-60	W
D.13	SAINT LOUIS	2/9	76-57	W
D.15	MARYLAND	2/NR	OT 58-56	W
D.19	1 OHIO STATE	2/NR	95-76	W
D.20	1 WEST VIRGINIA	2/7	97-91	W
D.29	NAVY	1/NR	82-69	W
D.30	2 Illinois	1/NR	76-75	W
J.3	* GEORGIA TECH	1/NR	72-62	W
J.6	* at Vanderbilt	1/NR	66-75	L
J.10	* at LSU	1/NR	76-61	W
J.12	* at Tulane	1/NR	85-88	W
J.17	* TENNESSEE	2/NR	79-58	W
J.26	* at Georgia Tech	1/NR	94-70	W
J.29	* GEORGIA	1/NR	108-55	W
J.31	* FLORIDA	1/NR	94-51	W
F.7	3* Ole Miss	1/NR	97-72	W
F.9	* at Mississippi State	1/11	58-66	L
F.14	4 Notre Dame	1/NR	71-52	W
F.18	* VANDERBILT	3/NR	83-71	W
F.21	* AUBURN	3/2	75-56	W
F.23	* ALABAMA	3/NR	39-32	L
F.28	* at Tennessee	1/NR	69-56	L
NCAA Midwest Regional (Evanston, Ill.)				
M.13	5 Louisville	2/NR	61-76	L
M.14	5 Marquette (consolation)	2/20	98-69	W
2126-1737				
1 UK Invitation Tournament (Lexington, Ky.)				
2 Freedom Hall (Louisville, Ky.)				
3 Municipal Auditorium (Jackson, Miss.)				
4 Chicago Stadium (Chicago)				
5 McGaw Memorial Hall (Evanston, Ill.)				
—Leading Scorers—				
Johnny Cox (6-4 Sr. F)			17.9	
Billy Ray Lickert (6-3 So. G)			13.5	
Bennie Coffman (6-0 Jr. G)			10.7	
Don Mills (6-6 Jr. C)			10.5	
Sid Cohen (6-1 Jr. G)			8.1	
Dickie Parsons (5-10 So. G)			8.0	

1959-60 (18-7, 10-4 SEC)

UKIT Runner Up				
Coach: Adolph Rupp				
Co-Captains: Bill Lickert and Don Mills				
D.1	NORTHERN COLORADO		106-73	W
D.4	UCLA		68-66	W
D.5	at Southern California		73-87	L
D.12	at Saint Louis		61-73	L
D.14	at Kansas		OT 77-72	W
D.18	1 NORTH CAROLINA		76-70	W
D.19	1 WEST VIRGINIA		70-79	L
D.22	2 Temple	13/NR	97-92	W
D.28	OHIO STATE	13/3	96-93	W
J.2	* GEORGIA TECH	13/10	54-82	L
J.5	* at Vanderbilt	NR/NR	76-59	W
J.9	* LSU	NR/NR	77-45	W
J.11	* TULANE	NR/NR	68-42	W
J.16	* at Tennessee	17/NR	78-68	W
J.25	* at Georgia Tech	16/6	44-65	L
J.27	3* Georgia	15/NR	84-80	W
J.29	* at Florida	15/NR	75-52	W
F.6	* OLE MISS	NR/NR	61-43	W
F.8	* MISSISSIPPI STATE	NR/NR	90-59	W
F.13	NOTRE DAME	NR/NR	68-65	W
F.16	* VANDERBILT	NR/NR	68-80	W
F.20	* at Auburn	NR/17	60-61	L
F.22	4* Alabama	NR/NR	75-55	W
F.27	* TENNESSEE	NR/NR	63-65	L
M.5	PITTSBURGH	NR/NR	73-66	W
1838-1642				
1 UK Invitation Tournament (Lexington, Ky.)				
2 Freedom Hall (Louisville, Ky.)				
3 Municipal Coliseum (Columbus, Ga.)				
4 Garrett Coliseum (Montgomery, Ala.)				
—Leading Scorers—				
Billy Ray Lickert (6-3 Jr. F-G)			14.4	
Don Mills (6-6 Sr. C-F)			12.7	
Sid Cohen (6-1 Sr. G)			10.7	
Bennie Coffman (6-0 Sr. G)			10.2	
Ned Jennings (6-9 Jr. C)			8.8	

1960-61 (19-9, 10-4 SEC)

UKIT Runner-Up; Ranked 18th UPI				
Coach: Adolph Rupp				
Captain: Dick Parsons				
D.1	VMI		72-56	W
D.3	FLORIDA STATE		58-63	L
D.7	1 Notre Dame		68-62	W
D.13	2 North Carolina	20/5	70-65	W
D.17	at Temple	20/NR	58-66	L
D.21	3 ILLINOIS	NR/NR	83-78	W
D.22	3 SAINT LOUIS	NR/16	OT 72-74	L
D.31	MISSOURI	19/NR	81-69	W
J.2	MIAMI, OHIO	19/NR	70-58	W
J.9	* GEORGIA TECH	NR/NR	89-79	W
J.14	* at Tulane	NR/NR	62-64	L
J.13	* at LSU	NR/NR	59-73	L
J.14	* at Tulane	NR/NR	70-72	L
J.21	TENNESSEE	NR/NR	83-54	W
J.30	* at Georgia Tech	NR/NR	60-62	L
F.4	* FLORIDA	NR/NR	89-68	W
F.7	* GEORGIA	NR/NR	74-67	W
F.11	4* Ole Miss	NR/NR	74-60	W
F.13	* at Mississippi State	NR/NR	68-62	W
F.17	UCLA	NR/NR	77-76	W
F.21	* VANDERBILT	NR/NR	60-59	W
F.25	* ALABAMA	NR/NR	80-53	W
F.27	* AUBURN	NR/NR	77-51	W
M.4	* at Tennessee	NR/NR	68-61	W
M.9	5 Vanderbilt	NR/NR	88-67	W
M.11	6 Marquette	NR/NR	72-88	L
NCAA Midwest Regional (Louisville, Ky.)				
M.17	1 Morehead State	NR/NR	71-64	W
M.18	1 Ohio State	NR/1	74-87	L
2027-1858				
1 Freedom Hall (Louisville, Ky.)				
2 Greensboro Coliseum (Greensboro, N.C.)				
3 UK Invitation Tournament (Lexington, Ky.)				
4 Municipal Auditorium (Jackson, Miss.)				
5 SEC Playoff (Knoxville, Tenn.) To determine SEC representative in NCAA Tournament after champion Mississippi State declined bid.				
6 Chicago Stadium (Chicago)				
—Leading Scorers—				
Billy Ray Lickert (6-3 Sr. F-G)			16.0	
Roger Newman (6-4 Jr. F-G)			14.1	
Larry Pursifull (6-1 Jr. G)			13.4	
Ned Jennings (6-9 Sr. C)			11.5	
Carroll Burchett (6-4 Jr. F-C)			5.1	

1961-62 (23-3, 13-1 SEC)

SEC Co-Champions; UKIT Champions; Ranked 3rd AP, 3rd UPI				
Coach: Adolph Rupp				
Captain: Larry Pursifull				
D.2	MIAMI, OHIO	NR/NR	93-61	W
D.4	SOUTHERN CAL	NR/4	77-79	L
D.11	SAINT LOUIS	NR/NR	86-77	W
D.16	BAYLOR	NR/NR	94-60	W
D.18	TEMPLE	NR/NR	78-55	W
D.22	1 TENNESSEE	NR/NR	96-69	W
D.23	1 KANSAS STATE	NR/4	80-67	W
D.27	YALE	6/NR	79-58	W
D.30	2 Notre Dame	6/NR	100-53	W
J.2	VIRGINIA	3/NR	93-73	W
J.6	* GEORGIA TECH	3/NR	89-70	W
J.8	* at Vanderbilt	3/NR	77-68	W
J.12	* LSU	3/NR	84-63	W
J.15	* at Tennessee	3/NR	95-82	W
J.29	* at Georgia Tech	2/NR	71-62	W
J.31	3* Georgia	2/NR	86-59	W
F.2	* at Florida	2/NR	81-69	W
F.10	* OLE MISS			

2013 - 2014 KENTUCKY MEN'S BASKETBALL

J.5	* VANDERBILT	NR/NR	79-97	L
J.9	* at LSU	NR/NR	79-66	W
J.11	* at Tulane	NR/NR	102-72	W
J.16	* at Tennessee	NR/NR	58-77	L
J.18	* AUBURN	NR/NR	73-67	W
J.23	* at Florida	NR/NR	68-84	L
J.25	* at Georgia	NR/NR	102-82	W
J.30	* FLORIDA	NR/NR	78-61	W
F.1	* GEORGIA	NR/NR	96-64	W
F.6	* OLE MISS	NR/NR	102-65	W
F.8	* MISSISSIPPI STATE	NR/NR	74-56	W
F.16	* at Vanderbilt	NR/NR	90-91	L
F.20	* at Auburn	NR/NR	69-88	L
F.22	* at Alabama	NR/NR	71-75	L
F.27	* TENNESSEE	NR/NR	61-60	W
M.1	* ALABAMA	NR/NR	78-72	W

1 Charlotte Coliseum (Charlotte, N.C.)
2 UK Invitation Tournament (Lexington, Ky.)
3 Freedom Hall (Louisville, Ky.)

—Leading Scorers—

Louie Dampier (6-0 So. G.)	17.0
Pat Riley (6-4 So. F.)	15.0
Tommy Kron (6-5 Jr. G-F)	12.3
John Adams (6-7 Sr. C)	11.8
Larry Conley (6-3 Jr. F)	11.6

1965-66 (27-2, 15-1 SEC)

National Runner-Up; SEC Champions; UKIT Champions; Ranked 1st in Polls

Coach: Adolph Rupp
Honorary Captain:

D.1	HARDIN-SIMMONS	NR/NR	83-55	W
D.4	at Virginia	NR/NR	99-73	W
D.8	at Illinois	NR/NR	86-68	W
D.11	NORTHWESTERN	NR/NR	86-75	W
D.17	AIR FORCE	NR/NR	78-58	W
D.18	INDIANA (finals)	NR/NR	91-56	W
D.22	at Texas Tech	10/NR	89-73	W
D.29	2 Notre Dame	5/NR	103-69	W
J.3	SAINT LOUIS	5/NR	80-70	W
J.8	* at Florida	2/NR	78-64	W
J.10	* at Georgia	2/NR	OT 69-65W	
J.15	* VANDERBILT	2/3	96-83	W
J.24	* LSU	2/NR	111-85	W
J.29	* AUBURN	2/NR	115-78	W
J.31	* ALABAMA	2/NR	82-62	W
F.2	* at Vanderbilt	2/3	105-90	W
F.5	* GEORGIA	2/NR	74-50	W
F.7	* FLORIDA	2/NR	85-75	W
F.12	* at Auburn	1/NR	77-64	W
F.14	* at Alabama	1/NR	90-67	W
F.19	* at Mississippi State	1/NR	73-69	W
F.21	* at Ole Miss	1/NR	108-65	W
F.26	* TENNESSEE	1/NR	78-64	W
M.5	* at Tennessee	1/NR	62-69	W
M.7	* TULANE	1/NR	103-74	W

NCAA Midwest Regional (Iowa City, Iowa)

M.11	3 Dayton #	1/NR	86-79	W
M.12	3 Michigan	1/9	84-77	W

NCAA Final Four (College Park, Md.)

M.18	4 Duke	1/2	83-79	W
M.19	4 UTEP	1/3	65-72	L

1 UK Invitation Tournament (Lexington, Ky.)
2 Freedom Hall (Louisville, Ky.)
3 Iowa Fieldhouse (Iowa City, Iowa)
4 Cole Field House (College Park, Md.)
Rupp wins his 747th game to pass Phog Allen of Kansas.

—Leading Scorers—

Pat Riley (6-4 Jr. F.)	22.0
Louie Dampier (6-0 Sr. C)	21.1
Thad Jaracz (6-5 So. G)	13.2
Larry Conley (6-3 Sr. F)	11.5
Tommy Kron (6-5 Sr. G)	10.2

International Universities Tournament (Tel Aviv, Israel)
(Not counted in win-loss record)

Aug.3	Warsaw University	W
Aug.4	Cambridge University	W
Aug.6	Salonika University	W
Aug.10	Istanbul University	W
Aug.11	Warsaw University	W

1966-67 (13-13, 8-10 SEC)

UKIT Champions
Coach: Adolph Rupp

D.3	VIRGINIA	3/NR	104-84	W
D.5	ILLINOIS	3/NR	OT 97-98	L
D.10	at Northwestern	3/NR	118-116	W
D.13	NORTH CAROLINA	4/6	55-64	L
D.17	* FLORIDA	4/NR	75-78	L
D.22	1 OREGON STATE	NR/NR	96-66	W
D.23	1 KANSAS STATE	NR/NR	83-79	W
D.28	CORNELL	NR/NR	77-92	L
D.31	2 Notre Dame	NR/NR	96-85	W
J.5	* VANDERBILT	NR/NR	OT 89-91	L
J.14	* at Florida	NR/10	72-89	L
J.16	* at Georgia	NR/NR	40-49	L
J.21	* AUBURN	NR/NR	60-58	W
J.23	* TENNESSEE	NR/NR	20T 50-52	L
J.28	* LSU	NR/NR	102-72	W
J.30	* OLE MISS	NR/NR	96-53	W
F.4	* at LSU	NR/NR	105-84	W
F.6	* at Ole Miss	NR/NR	79-70	W
F.11	* MISSISSIPPI STATE	NR/NR	OT 72-77	L
F.13	* at Tennessee	NR/NR	57-76	L
F.18	* at Mississippi State #	NR/NR	103-74	W
F.20	* GEORGIA	NR/NR	101-76	W
F.25	* at Alabama	NR/NR	71-81	L
F.27	* at Auburn	NR/NR	49-60	L

M.4	* at Vanderbilt	NR/NR	94-110	W
M.6	* ALABAMA	NR/NR	110-78	W

1 UK Invitation Tournament (Lexington, Ky.)
2 Freedom Hall (Louisville, Ky.)
Rupp passes Western Kentucky's E.A. Diddle to become the all-time winningest coach with 760 victories.

—Leading Scorers—

Louie Dampier (6-0 Sr. G)	20.6
Pat Riley (6-4 So. F)	17.4
Thad Jaracz (6-5 Jr. C-F)	11.3
Cliff Berger (6-8 Jr. C)	11.3
Phil Argento (6-0 So. G)	5.2

1967-68 (22-5, 15-3 SEC)

SEC Champions; UKIT Champions; Ranked 4th in Polls

Coach: Adolph Rupp
Captain: Thad Jaracz

D.2	at Michigan	NR/NR	96-79	W
D.4	* FLORIDA	NR/NR	99-76	W
D.6	XAVIER	9/NR	111-76	W
D.9	PENNSYLVANIA	9/NR	64-49	W
D.12	1 North Carolina	4/NR	77-84	L
D.22	2 DAYTON	7/NR	88-85	W
D.23	2 SOUTH CAROLINA	7/NR	76-66	W
D.30	3 Notre Dame	6/NR	81-73	W
J.6	* at Vanderbilt	5/NR	94-78	W
J.8	* at Alabama	5/NR	84-76	W
J.13	* at Florida	4/NR	78-96	L
J.15	* GEORGIA	4/NR	104-73	W
J.20	* at Auburn	8/NR	73-74	L
J.22	* at Tennessee	8/NR	59-87	L
J.27	* at LSU	9/NR	121-95	W
J.29	* at Ole Miss	9/NR	85-76	W
F.3	* LSU	10/NR	109-96	W
F.5	* OLE MISS	10/NR	78-82	W
F.10	* at Mississippi State	8/NR	92-84	W
F.12	* TENNESSEE	8/NR	60-59	W
F.17	* MISSISSIPPI STATE	8/NR	107-81	W
F.19	* at Georgia	8/NR	106-87	W
F.24	* ALABAMA	5/NR	96-83	W
F.26	* AUBURN	5/NR	89-57	W
M.2	* VANDERBILT	5/NR	85-80	W

NCAA Midwest Regional (Lexington, Ky.)

M.15	MARQUETTE	5/NR	107-89	W
M.16	OHIO STATE	5/NR	81-82	L

1 Greensboro Coliseum (Greensboro, N.C.)
2 UK Invitation Tournament (Lexington, Ky.)
3 Freedom Hall (Louisville, Ky.)

—Leading Scorers—

Mike Casey (6-4 So. G)	20.1
Dan Issel (6-8 So. C)	16.4
Mike Pratt (6-4 So. F)	14.1
Phil Argento (6-2 Jr. G)	12.3
Thad Jaracz (6-5 Sr. F)	11.3

1968-69 (23-5, 16-2 SEC)

SEC Champions; UKIT Champions; Ranked 7th in Polls

Coach: Adolph Rupp
Captain: Phil Argento

N.30	XAVIER	3/NR	115-77	W
D.2	at Miami, Ohio	3/NR	86-77	W
D.7	NORTH CAROLINA	3/NR	77-87	L
D.14	at Pennsylvania	4/NR	102-78	W
D.20	1 MICHIGAN	4/NR	112-104	W
D.21	1 ARMY	4/NR	80-65	W
D.28	2 Notre Dame	4/NR	110-90	W
D.31	3 Wisconsin	4/NR	65-69	L
J.4	* at Ole Miss	3/NR	69-59	W
J.6	* at Mississippi State	3/NR	91-72	W
J.11	* FLORIDA	7/NR	88-67	W
J.13	* GEORGIA	7/NR	88-68	W
J.18	* at Tennessee	5/NR	69-66	W
J.25	* at LSU	5/NR	108-96	W
J.27	* at Alabama	5/NR	OT 83-70	W
F.1	* VANDERBILT	5/NR	103-89	W
F.3	* AUBURN	5/NR	105-93	W
F.8	* OLE MISS	4/NR	104-68	W
F.10	* MISSISSIPPI STATE	4/NR	91-69	W
F.15	* at Florida	4/NR	81-82	L
F.17	* at Georgia	4/NR	85-77	W
F.22	* LSU	6/NR	103-89	W
F.24	* ALABAMA	6/NR	108-79	W
M.1	* at Vanderbilt	6/NR	99-101	L
M.3	* at Auburn	6/NR	90-86	W
M.8	* TENNESSEE	7/NR	84-69	W

NCAA Midwest Regional (Madison, Wis.)

M.13	4 Marquette	7/14	74-81	L
M.15	4 Miami, Ohio (consolation)	7/NR	72-71	W

1 UK Invitation Tournament (Lexington, Ky.)
2 Freedom Hall (Louisville, Ky.)
3 Chicago Stadium (Chicago)
4 Wisconsin Field House (Madison, Wis.)

—Leading Scorers—

Dan Issel (6-8 Jr. C)	26.6
Mike Casey (6-4 Jr. G)	19.1
Mike Pratt (6-4 Jr. F)	16.9
Phil Argento (6-2 Sr. G)	10.0
Larry Steele (6-5 So. F)	8.6

1969-70 (26-2, 17-1 SEC)

SEC Champions; UKIT Champions; Ranked 1st AP, 1st UPI

Coach: Adolph Rupp
Co-Captains: Dan Issel and Mike Pratt

D.1	WEST VIRGINIA	2/NR	106-87	W
D.6	KANSAS	2/NR	115-85	W
D.8	1 North Carolina	2/7	94-87	W
D.13	INDIANA	1/NR	109-92	W
D.19	2 NAVY	1/NR	73-59	W
D.20	2 DUKE	1/NR	98-76	W
D.27	3 Notre Dame	1/11	102-100	W
D.29	MIAMI, OHIO	1/NR	80-58	W
J.3	* OLE MISS	1/NR	95-73	W
J.5	* MISSISSIPPI STATE	1/NR	111-76	W

J.10	* at Florida	2/NR	88-69	W
J.12	* at Georgia	2/NR	72-71	W
J.17	* TENNESSEE	2/NR	68-52	W
J.24	* LSU	2/NR	109-96	W
J.26	* ALABAMA	2/NR	86-71	W
J.31	* at Vanderbilt	2/NR	81-89	L
F.2	* at Auburn	2/NR	84-83	W
F.7	* at Ole Miss	3/NR	120-85	W
F.9	* at Mississippi State	3/NR	86-57	W
F.14	* FLORIDA	3/NR	110-66	W
F.16	* GEORGIA	3/20	116-86	W
F.21	* at LSU	2/NR	121-105	W
F.23	* at Alabama	2/NR	98-89	W
F.28	* VANDERBILT	1/NR	90-86	W
M.2	* AUBURN	1/NR	102-81	W
M.7	* at Tennessee	2/NR	86-69	W

NCAA Midwest Regional (Columbus, Ohio)

M.12	4 Notre Dame	1/9	109-99	W
M.14	4 Jacksonville	1/4	100-106	L

1 Charlotte Coliseum (Charlotte, N.C.)
2 UK Invitation Tournament (Lexington, Ky.)
3 Freedom Hall (Louisville, Ky.)
4 St. John Arena (Columbus, Ohio)

—Leading Scorers—

Dan Issel (6-8 Sr. C)	33.9
Mike Pratt (6-4 Sr. F)	19.3
Tom Parker (6-6 So. F)	10.4
Larry Steele (6-5 Jr. F)	8.8
Terry Mills (6-2 Jr. G)	8.1

1970-71 (22-6, 16-2 SEC)

SEC Champions; UKIT Runner Up; Ranked 8th AP; 8th UPI

Coach: Adolph Rupp
Honorary Co-Captains: Mike Casey and Larry Steele

D.1	at Northwestern	3/NR	115-100	W
D.5	MICHIGAN	3/NR	104-93	W
D.7	at West Virginia	3/NR	106-100	W
D.12	at Indiana	5/11	OT 95-93	W
D.18	1 DePaul	3/NR	106-85	W
D.19	1 PURDUE (finals)	3/NR	83-89	L
D.22	OREGON STATE	7/NR	84-78	W
D.29	2 Notre Dame	8/NR	92-99	L
J.2	* at Ole Miss	8/NR	103-95	W
J.4	* at Mississippi State	8/NR	79-71	W
J.9	* FLORIDA	11/NR	101-75	W
J.11	* GEORGIA	11/NR	79-66	W
J.16	* at Tennessee	10/NR	71-75	L
J.23	* at LSU	12/NR	82-79	W
J.25	* at Alabama	12/NR	86-73	W
F.30	* VANDERBILT	11/NR	102-92	W
F.1	* AUBURN	11/NR	114-76	W
F.6	* OLE MISS	8/NR	121-86	W
F.8	* MISSISSIPPI STATE	8/NR	102-83	W
F.13	* at Florida	8/NR	65-74	L
F.15	* at Georgia	8/NR	107-95	W
F.20	* LSU	12/NR	110-73	W
F.22	* ALABAMA	12/NR	101-74	W
F.27	* at Vanderbilt	10/NR	119-90	W
M.1	* at Auburn	10/NR	102-83	W
M.6	* TENNESSEE	8/NR	84-78	W

NCAA Midwest Regional (Athens, Ga.)

M.18	3 Western Kentucky	8/NR	83-107	L
M.20	3 Marquette (consolation)	8/7	74-91	L

1 UK Invitation Tournament (Lexington, Ky.)
2 Freedom Hall (Louisville, Ky.)
3 Stegeman Coliseum (Athens, Ga.)

—Leading Scorers—

Tom Parker (6-7 Jr. F)	17.6
Mike Casey (6-4 Sr. G)	17.0
Tom Payne (7-2 So. C)	16.9
Kent Hollenbeck (6-4 Jr. G)	14.0
Larry Steele (6-5 Sr. F)	13.1

1971-72 (21-7, 14-4 SEC)

SEC Champions; UKIT Champions; Ranked 18th AP, 14th UPI

Coach: Adolph Rupp
Honorary Co-Captains: Stan Key and Tom Parker

D.1	NORTHWESTERN	10/NR	94-85	W
D.4	at Kansas	10/14	79-69	W
D.6	at Kansas State	10/NR	71-64	W
D.11	1 Indiana	7/NR	20T 89-90	L
D.13	MICHIGAN STATE	7/NR	85-91	L
D.17	2 MISSOURI	7/NR	83-79	W
D.18	2			

2013 - 2014 KENTUCKY MEN'S BASKETBALL

1974-75 (26-5, 15-3 SEC)

National Runner-Up; SEC Co-Champions; UKIT Champions;
Ranked 2nd AP, 4th UPI
Coach: Joe B. Hall
Captain: Jimmy Dan Conner

N.30 NORTHWESTERN	16/NR	97-70	W
D.22 at Miami, Ohio	16/NR	80-73	W
D.7 at Indiana	15/3	74-98	L
D.9 1 North Carolina	15/9	90-78	W
D.20 2 WASHINGTON STATE	20/NR	97-75	W
D.21 2 OKLAHOMA STATE	20/NR	90-65	W
D.23 1 Kansas	20/18	100-63	W
D.28 1 Notre Dame	17/13	113-96	W
J.4 * LSU	9/NR	115-80	W
J.6 * at Georgia	9/NR	96-77	W
J.11 * at Auburn	7/NR	85-90	L
J.13 * TENNESSEE	7/18	88-82	W
J.18 * at Ole Miss	10/NR	85-82	W
J.20 * ALABAMA	10/7	74-69	W
J.25 * FLORIDA	11/NR	87-65	W
J.27 * at Vanderbilt	11/NR	91-90	W
F.1 * MISSISSIPPI STATE	5/NR	112-79	W
F.3 * at LSU	5/NR	77-76	W
F.8 * GEORGIA	5/NR	75-61	W
F.10 * AUBURN	5/NR	119-76	W
F.15 * at Tennessee	4/NR	98-103	L
F.17 * OLE MISS	4/NR	108-89	W
F.22 * at Alabama	7/5	84-79	W
F.24 * at Florida	7/NR	58-66	L
M.1 * VANDERBILT	4/NR	109-84	W
M.8 * at Mississippi State	6/NR	118-80	W
M.8 * NCAA First Round (Tuscaloosa, Ala.)	6/5	76-54	W
M.15 3 Marquette	5/NR	76-54	W
M.15 3 NCAA Midwest Regional (Dayton, Ohio)	5/NR	92-73	W
M.20 4 Central Michigan	5/NR	90-73	W
M.22 4 Indiana	5/3	92-90	W
M.29 5 Syracuse	2/6	95-79	W
M.31 5 UCLA	2/1	85-82	L
2858-2434			

- 1 Freedom Hall (Louisville, Ky.)
- 2 UK Invitation Tournament (Lexington, Ky.)
- 3 Coleman Coliseum (Tuscaloosa, Ala.)
- 4 University of Dayton Arena (Dayton, Ohio)
- 5 San Diego Sports Arena (San Diego)

—Leading Scorers—

Kevin Grevey (6-5 Sr. F)	23.6
Jimmy Dan Conner (6-4 Sr. G)	12.4
Rick Robey (6-10 Fr. C)	10.4
Jack Givens (6-4 Fr. F)	9.4
Mike Flynn (6-3 Sr. G)	9.0
Bob Guyette (6-9 Sr. F)	8.6

1975-76 (20-10, 11-7 SEC)

NIT Champions; UKIT Champions
Coach: Joe B. Hall
Captain: Jack Givens

D.1 at Northwestern	6/NR	77-89	L
D.8 1 North Carolina	7/4	77-90	L
D.10 MIAMI, OHIO	14/NR	91-69	W
D.13 at Kansas	14/NR	54-48	W
D.15 2 Indiana	14/1	OT 68-77	L
D.19 3 GEORGIA TECH	20/NR	66-64	W
D.20 3 OREGON STATE	20/NR	82-74	W
D.30 2 Notre Dame	NR/5	79-77	W
J.3 * at Mississippi State	NR/NR	73-77	L
J.5 * at Alabama	NR/8	63-76	L
J.10 * TENNESSEE	NR/9	OT 88-90	L
J.12 * GEORGIA	NR/NR	92-76	W
J.17 * VANDERBILT	NR/NR	77-76	W
J.24 * at Florida	NR/NR	89-82	W
J.26 * at Auburn	NR/NR	OT 84-91	L
J.31 * OLE MISS	NR/NR	89-81	W
F.2 * LSU	NR/NR	85-71	W
F.7 * at Tennessee	NR/8	85-92	L
F.9 * at Georgia	NR/NR	81-86	L
F.14 * at Vanderbilt	NR/NR	65-69	L
F.21 * FLORIDA	NR/NR	96-89	W
F.23 * AUBURN	NR/NR	93-82	W
F.28 * at Ole Miss	NR/NR	94-87	W
M.1 * at LSU	NR/NR	85-70	W
M.6 * ALABAMA	NR/16	90-85	W
M.8 * MISSISSIPPI STATE	NR/NR	OT 94-93	W
NIT (New York)			
M.13 4 Niagara	NR/NR	67-61	W
M.16 4 Kansas State	NR/NR	81-78	W
M.18 4 Providence	NR/NR	79-78	W
M.21 4 Charlotte	NR/17	71-67	W
2415-2345			

- 1 Charlotte Coliseum (Charlotte, N.C.)
- 2 Freedom Hall (Louisville, Ky.)
- 3 UK Invitation Tournament (Lexington, Ky.)
- 4 Madison Square Garden (New York)

—Leading Scorers—

Jack Givens (6-4 So. F)	20.1
Mike Phillips (6-10 So. C)	15.6
Larry Johnson (6-2 Jr. G)	11.2
James Lee (6-5 So. F)	9.3
Rick Robey (6-10 So. C-F)	15.6
Reggie Warford (6-1 Sr. G)	6.5

*Played in 12 games.

RUPP ARENA ERA (1976-PRESENT)

1976-77 (26-4, 16-2 SEC)
SEC Co-Champions; Ranked 6th AP, 5th UPI
Coach: Joe B. Hall
Captains: Larry Johnson and Merion Haskins

N.27 WISCONSIN	6/NR	72-64	W
D.2 at Indiana	5/NR	103-53	W
D.6 at Kansas	4/NR	90-63	W
D.13 at South Carolina	4/NR	98-67	W
D.17 1 BOWLING GREEN	3/NR	77-59	W

D.18 1 UTAH	3/NR	68-70	L
D.30 2 Notre Dame	6/2	102-78	W
J.3 * GEORGIA	6/NR	OT 64-59	W
J.8 * at Vanderbilt	3/NR	64-62	W
J.12 * TENNESSEE	2/NR	OT 67-71	L
J.15 * at Auburn	2/NR	75-68	W
J.17 * at Florida	2/NR	73-71	W
J.22 * LSU	6/NR	87-72	W
J.24 * OLE MISS	6/NR	100-73	W
J.29 * at Alabama	6/3	87-85	W
J.31 * at Mississippi State	6/NR	92-85	W
F.5 * VANDERBILT	3/NR	113-73	W
F.7 2 Florida State	3/NR	97-57	W
F.12 * AUBURN	3/NR	89-82	W
F.14 * FLORIDA	3/NR	104-78	W
F.19 * at LSU	2/NR	90-76	W
F.21 * at Ole Miss	2/NR	81-69	W
F.26 * ALABAMA	2/8	85-70	W
F.28 * MISSISSIPPI STATE	2/NR	77-64	W
M.5 * at Tennessee	2/11	79-81	L
M.7 * at Georgia	2/NR	72-54	W
NCAA First Round (Philadelphia)			
M.12 3 Princeton	6/NR	72-58	W
NCAA East Regional (College Park, Md.)			
M.17 4 VMI	3/20	93-78	W
M.19 4 North Carolina	3/5	72-79	L
2509-2070			

- 1 UK Invitation Tournament (Lexington, Ky.)
- 2 Freedom Hall (Louisville, Ky.)
- 3 Palestra (Philadelphia)
- 4 Cole Field House (College Park, Md.)

—Leading Scorers—

Jack Givens (6-4 Jr. F)	18.9
Rick Robey (6-10 Jr. F)	14.2
Mike Phillips (6-10 Jr. C)	12.2
Larry Johnson (6-3 Sr. G)	10.7
James Lee (6-5 Jr. F)	9.8
Jay Shidler (6-1 Fr. G)	7.8
Truman Claytor (6-1 So. G)	6.6



1977 - 1978 NATIONAL CHAMPIONSHIP TEAM

1977-78 (30-2, 16-2 SEC)

National Champions; SEC Champions; UKIT Champions;
Ranked 1st AP, 1st UPI
Coach: Joe B. Hall
Captains: Jack Givens and Rick Robey

N.26 SMU	2/NR	110-86	W
D.5 INDIANA	1/NR	78-64	W
D.10 at Kansas	1/19	73-66	W
D.12 SOUTH CAROLINA	1/NR	84-65	W
D.16 1 PORTLAND STATE	1/NR	114-88	W
D.17 1 ST. JOHN'S	1/NR	102-72	W
D.23 IONA	1/NR	104-65	W
D.31 2 Notre Dame	1/4	73-68	L
J.2 * VANDERBILT	1/NR	72-59	W
J.7 * at Florida	1/NR	86-67	W
J.9 * at Auburn	1/NR	101-77	W
J.14 * LSU	1/NR	96-76	W
J.16 * OLE MISS	1/NR	76-56	W
J.21 * at Mississippi State	1/NR	75-65	W
J.23 * at Alabama	1/NR	62-78	L
J.30 * GEORGIA	1/NR	90-73	W
F.4 * FLORIDA	1/NR	88-61	W
F.6 * AUBURN	1/NR	104-81	W
F.11 * at LSU	1/NR	OT 94-95	L
F.13 * at Ole Miss	1/NR	64-52	W
F.15 * TENNESSEE	3/NR	90-77	W
F.18 * MISSISSIPPI STATE	3/NR	58-56	W
F.20 * ALABAMA	3/NR	97-84	W
F.25 * at Tennessee	2/NR	68-57	W
F.27 * at Georgia	2/NR	78-67	W
M.4 UNLV	1/NR	92-70	W
M.6 * at Vanderbilt	1/NR	78-68	W
NCAA First Round (Knoxville, Tenn.)			
M.11 3 Florida State	1/13	85-76	W
NCAA Midwest Regional (Dayton, Ohio)			
M.16 4 Miami, Ohio	1/19	91-69	W
M.18 4 Michigan State	1/4	52-49	W
NCAA Final Four (St. Louis)			
M.25 5 Arkansas	1/5	64-59	W
M.27 5 Duke	1/7	94-88	W
2693-2234			

- 1 UK Invitation Tournament (Lexington, Ky.)
- 2 Freedom Hall (Louisville, Ky.)
- 3 Stokely Center (Knoxville, Tenn.)
- 4 University of Dayton Arena (Dayton, Ohio)
- 5 Checkerdome (St. Louis)

—Leading Scorers—

Jack Givens (6-4 Sr. F)	18.1
Rick Robey (6-10 Sr. F)	14.4
Kyle Macy (6-3 So. G)	12.5
James Lee (6-5 Sr. F)	11.3
Mike Phillips (6-10 Sr. C)	10.2
Truman Claytor (6-1 Jr. G)	6.9

- 1978 Japan Exhibition Tour (Not counted in win-loss record)
- Jun13 Japan National (at Tokyo) 104-71 | W |

Jun15 Japan National (at Niigata)	102-89	W
Jun18 Japan National (at Nagoya)	97-59	W
Jun19 Japan National (at Osaka)	87-82	W
Jun20 Japan National (at Fukuoka)	88-61	W
Jun22 Japan National (at Nagasaki)	122-79	W
Jun24 Japan National (at Tokyo)	125-57	W
705-498		

1978-79 (19-12, 10-8 SEC)

Coach: Joe B. Hall
Captains: Dwane Casey and Truman Claytor

D.2 LASALLE	10/NR	109-77	W
D.4 WEST TEXAS	10/NR	121-67	W
D.9 KANSAS	10/5	OT 67-66	W
D.16 at Indiana	6/NR	OT 67-68	L
D.22 1 TEXAS A&M	11/17	69-73	L
D.23 1 SYRACUSE	11/8	94-87	W
D.30 2 Notre Dame	13/2	81-76	W
J.3 * at Florida	9/NR	65-76	L
J.6 * LSU	9/7	89-93	L
J.8 * OLE MISS	9/NR	90-64	W
J.13 * at Alabama	17/NR	52-55	L
J.15 * at Mississippi State	17/NR	61-63	L
J.20 * TENNESSEE	NR/NR	55-66	L
J.22 * GEORGIA	NR/NR	73-64	W
J.25 * at Auburn	NR/NR	OT 86-83	W
J.27 * FLORIDA	NR/NR	87-81	W
J.29 * AUBURN	NR/NR	66-59	W
F.3 * at LSU	NR/9	61-70	L
F.5 * at Ole Miss	NR/NR	87-82	W
F.7 * at Vanderbilt	NR/17	58-68	L
F.10 * ALABAMA	NR/16	80-71	W
F.12 * MISSISSIPPI STATE	NR/NR	80-65	W
F.17 * at Tennessee	NR/NR	84-101	L
F.19 * at Georgia	NR/NR	90-74	W
F.23 * VANDERBILT	NR/NR	96-70	W
F.25 * at South Carolina	NR/19	79-74	W
SEC Tournament (Birmingham, Ala.)			
F.28 3 Ole Miss	NR/NR	82-77	W
M.1 3 Alabama	NR/NR	101-100	W
M.2 3 LSU	NR/8	80-67	W
M.3 3 Tennessee	NR/NR	OT 69-75	L
NIT (Lexington, Ky.)			
M.7 Clemson	NR/NR	OT 67-68	L
2446-2280			

- 1 UK Invitation Tournament (Lexington, Ky.)
- 2 Freedom Hall (Louisville, Ky.)
- 3 Birmingham-Jefferson Civic Center (Birmingham, Ala.)

—Leading Scorers—

Kyle Macy (6-3 Jr. G)	15.2
Dwight Anderson (6-3 Fr. G)	13.3
LaVon Williams (6-6 So. F)	11.5
Fred Cowan (6-8 So. C-F)	9.4
Truman Claytor (6-1 Sr. G)	8.7

1979-80 (29-6, 15-3 SEC)

SEC Champions; UKIT Champions; Great Alaska Shootout Champions;
Ranked 4th AP, 3rd UPI
Coach: Joe B. Hall
Captain: Kyle Macy

N.17 1 Duke	2/3	OT 76-82	L
N.30 2 Bradley	2/NR	79-58	W
D.1 2 Alaska	2/NR	97-68	W
D.2 2 Iona	2/NR	57-50	W
D.8 BAYLOR	5/NR	80-46	W
D.10 SOUTH CAROLINA	5/NR	126-81	W
D.12 at Kansas	5/NR	57-56	W
D.15 INDIANA	5/1	69-58	W
D.17 3 GEORGIA	5/NR	95-69	W
D.21 4 CALIFORNIA	3/NR	78-52	W
D.22 4 PURDUE	3/9	61-60	W
D.29 5 Notre Dame	2/3	86-80	W
J.2 * AUBURN	2/NR	67-65	W
J.5 * at Tennessee	2/NR	47-49	L
J.9 * at Ole Miss	4/NR	79-73	W
J.12 * ALABAMA	4/NR	64-78	L
J.17 * at Florida	6/NR	76-63	W
J.19 * VANDERBILT	6/NR	106-90	W
J.23 * at Mississippi State	5/NR	89-67	W
J.26 * GEORGIA	5/NR	56-49	W
J.28 * LSU	5/11	60-65	L
J.30 * at Auburn	3/NR	64-62	W
F.2 * TENNESSEE	3/NR	83-75	W
F.6 * OLE MISS	6/NR	86-72	W
F.9 * at Alabama	6/NR	72-63	W
F.13 * FLORIDA	5/NR	95-70	W
F.15 * at Vanderbilt	5/NR	91-73	W
F.17 * at UNLV	5/NR	74-69	W
F.20 * MISSISSIPPI STATE	3/NR	71-65	W
F.24 * at LSU	3/5	OT 76-74	W
SEC Tournament (Birmingham, Ala.)			
F.28 6 Auburn	2/NR	69-61	W
F.29 6 Ole Miss	2/NR	70-67	W
M.1 6 LSU	2/5	78-80	L
NCAA Second Round (Bowling Green, Ky.)			
M.8 7 Florida State	4/NR	97-78	W
NCAA Midwest Regional (Lexington, Ky.)			
M.13 Duke	4/14	54-55	L
2685-2323			

- 1 Hall of Fame Classic (Springfield, Mass.)
- 2 Great Alaskan Shootout (Anchorage, Alaska)
- 3 Omni (Atlanta)
- 4 UK Invitation Tournament (Lexington, Ky.)
- 5 Freedom Hall (Louisville, Ky.)
- 6 Birmingham-Jefferson Civic Center (Birmingham, Ala.)
- 7 Diddle Arena (Bowling Green, Ky.)

—Leading Scorers—

Kyle Macy (6-3 Sr. G)	15.4
Sam Bowie (7-1 Fr. C)	12.9
Fred Cowan (6-8 Jr. F)	12.5
LaVon Williams (6-7 Sr. F)	7.5
Jay Shidler (6-1 Sr. G)	6.2

1980-81 (22-6, 15-3 SEC)

UKIT Champions; Ranked 8th AP, 8th UPI
Coach: Joe B. Hall
Captain: Chuck Verderber

N.29 EAST TENNESSEE ST.	1/NR	62-57	W
D.3 OHIO STATE	2/9	70-64	W
D.6 at Indiana	2/5	68-66	W
D.13 KANSAS	2/NR	87-73	W
D.19 1 ALASKA	2/NR	91-56	W
D.20 1 UAB (finals)	2/NR	61-53	W
D.27 2 Notre Dame	2/8</		

2013 - 2014 KENTUCKY MEN'S BASKETBALL

1982-83 (23-8, 13-5 SEC)

SEC Champions; UKIT Champions; Ranked 12th AP, 12th UPI
 Coach: Joe B. Hall
 Captain: Charles Hurt

N.27	BUTLER	4/NR	90-53	W
D.11	at Notre Dame	3/NR	58-45	W
D.4	VILLANOVA	3/4	93-79	W
D.7	DETROIT	2/NR	83-46	W
D.11	ILLINOIS	2/NR	76-57	W
D.17	DUQUESNE	2/NR	55-42	W
D.18	TULANE	2/NR	80-61	W
D.22	at Indiana	2/5	59-62	L
D.29	2 Kansas	NR/NR	83-62	W
J.3	* OLE MISS	NR/NR	72-60	W
J.5	* LSU	NR/NR	52-50	W
J.8	* at Alabama	NR/5	67-74	L
J.10	* at Mississippi State	NR/NR	OT 59-53	W
J.15	* AUBURN	NR/NR	67-75	L
J.17	* FLORIDA	NR/NR	70-63	W
J.22	* at Vanderbilt	NR/NR	OT 82-77	W
J.29	* at Georgia	NR/NR	63-70	L
J.31	* at Tennessee	NR/NR	83-65	L
F.5	* ALABAMA	NR/NR	76-70	W
F.8	* MISSISSIPPI STATE	NR/NR	88-67	W
F.12	* at Auburn	NR/NR	71-69	W
F.14	* at Florida	NR/NR	73-61	W
F.19	* VANDERBILT	NR/NR	82-63	W
F.26	* GEORGIA	NR/NR	81-72	W
F.27	* TENNESSEE	NR/20	69-61	W
M.3	* at Ole Miss	NR/NR	61-58	W
M.5	* at LSU	NR/NR	60-74	L

SEC Tournament (Birmingham, Ala.)
 M.11 3 Alabama NR/NR 64-69 L
 NCAA Second Round (Tampa, Fla.)
 M.19 4 Ohio NR/NR 67-40 W
 NCAA Midwest Region (Knoxville, Tenn.)
 M.24 5 Indiana NR/5 64-59 W
 M.26 5 Louisville NR/2 68-80 L
 2186-1937

1 UK Invitation Tournament (Lexington, Ky.)
 2 Freedom Hall (Louisville, Ky.)
 3 Birmingham-Jefferson Civic Center (Birmingham, Ala.)
 4 Sun Dome (Tampa, Fla.)
 5 Stokely Center (Knoxville, Tenn.)

—Leading Scorers—
 Melvin Turpin (6-11 Jr. C) 15.1
 Jim Master (6-5 Jr. G) 12.5
 Derrick Hord (6-6 Sr. F) 8.9
 Dirk Minniefield (6-3 Sr. G) 8.6
 Charles Hurt (6-6 Sr. F) 8.2

1983-84 (29-5, 14-4 SEC)

NCAA Final Four; SEC Champions; SEC Tournament Champions; UKIT Champions; Ranked 3rd AP, 3rd UPI
 Coach: Joe B. Hall
 Captain: Dickey Beal

N.26	LOUISVILLE	2/6	65-44	W
D.3	INDIANA	1/NR	59-54	W
D.10	at Kansas	2/NR	72-50	W
D.16	1 WYOMING	2/NR	66-40	W
D.17	1 BYU	2/NR	93-59	W
D.20	at Cincinnati	2/NR	24-11	W
D.24	at Illinois	2/NR	56-54	W
D.28	2 Purdue	2/18	86-67	W
J.2	* at Ole Miss	2/NR	68-55	W
J.7	* at LSU	2/9	96-80	W
J.9	* ALABAMA	2/NR	76-66	W
J.11	* MISSISSIPPI STATE	2/NR	51-42	W
J.13	* at Auburn	2/NR	63-82	L
J.17	* at Florida	3/NR	57-69	L
J.20	* VANDERBILT	3/NR	67-46	W
J.22	HOUSTON	3/4	74-67	W
J.28	* GEORGIA	3/18	64-40	W
J.30	* TENNESSEE	3/NR	93-74	W
F.4	* at Alabama	3/NR	62-69	L
F.6	* at Mississippi State	3/NR	77-58	W
F.11	* AUBURN	6/16	84-64	W
F.13	* FLORIDA	6/NR	67-65	W
F.19	* at Vanderbilt	6/NR	58-54	W
F.25	* at Georgia	4/NR	66-64	W
F.27	* at Tennessee	4/NR	58-63	L
M.1	* OLE MISS	3/NR	76-57	W
M.3	* LSU	3/NR	90-68	W

SEC Tournament (Nashville, Tenn.)
 M.8 3 Georgia 3/NR 92-79 W
 M.9 3 Alabama 3/NR 48-46 W
 M.10 3 Auburn 3/NR 51-49 W

NCAA Second Round (Birmingham, Ala.)
 M.17 4 BYU 3/NR 93-68 W

NCAA Midwest Region (Lexington, Ky.)
 M.22 Louisville 3/NR 72-67 W
 M.24 Illinois 3/6 54-51 W

NCAA Final Four (Seattle)
 M.31 5 Georgetown 3/2 40-53 L
 2318-1975

1 UK Invitation Tournament (Lexington, Ky.)
 2 Freedom Hall (Louisville, Ky.)
 3 Memorial Gymnasium (Nashville, Tenn.)
 4 Birmingham-Jefferson Civic Center (Birmingham, Ala.)
 5 Kingdome (Seattle)

—Leading Scorers—
 Melvin Turpin (6-11 Sr. C) 15.2
 Kenny Walker (6-8 So. F) 12.4
 Sam Bowie (7-1 Sr. F) 10.5
 Jim Master (6-5 Sr. G) 9.6
 Winston Bennett (6-7 Fr. F) 6.5

1984-85 (18-13, 11-7 SEC)

UKIT Champions
 Coach: Joe B. Hall
 Captains: Winston Bennett and Kenny Walker

N.27	TOLEDO	NR/NR	63-54	W
D.1	at Purdue	NR/NR	56-66	L
D.4	SMU	NR/9	54-56	L
D.8	at Indiana	NR/11	68-81	L

D.15	at Louisville	NR/14	64-71	L
D.21	1 EAST TENNESSEE ST.	NR/NR	69-54	W
D.22	1 CINCINNATI	NR/NR	66-55	W
D.31	2 Kansas	NR/12	92-89	W
J.2	* AUBURN	NR/NR	68-61	W
J.5	* N.C. STATE	NR/17	78-62	W
J.7	* VANDERBILT	NR/NR	75-58	W
J.9	* at Ole Miss	NR/NR	57-45	W
J.12	* at Alabama	NR/NR	58-60	L
J.16	* MISSISSIPPI STATE	NR/NR	58-57	W
J.19	* FLORIDA	NR/NR	55-67	L
J.23	* at Georgia	NR/NR	73-81	L
J.27	* at Tennessee	NR/NR	65-81	L
J.31	* LSU	NR/NR	53-43	W
F.2	* at Auburn	NR/NR	OT 49-47	W
F.7	* at Vanderbilt	NR/NR	68-62	W
F.9	* OLE MISS	NR/NR	67-52	W
F.13	* ALABAMA	NR/NR	51-48	W
F.16	* at Mississippi State	NR/NR	69-82	L
F.20	* at Florida	NR/NR	76-68	W
F.24	* GEORGIA	NR/18	77-79	W
F.28	* TENNESSEE	NR/NR	92-67	L
M.2	* at LSU	NR/NR	61-67	L

SEC Tournament (Birmingham, Ala.)
 M.7 3 Florida NR/NR 55-58 L
 NCAA First/Second Round (Salt Lake City)
 M.14 4 Washington NR/NR 66-58 W
 M.16 4 UNLV NR/9 64-61 W

NCAA West Regional (Denver)
 M.22 5 St. John's NR/3 70-86 L
 2037-1976

1 UK Invitation Tournament (Lexington, Ky.)
 2 Freedom Hall (Louisville, Ky.)
 3 Birmingham-Jefferson Civic Center (Birmingham, Ala.)
 4 Huntsman Center (Salt Lake City)
 5 McNichols Arena (Denver)

—Leading Scorers—
 Kenny Walker (6-8 Jr. F) 22.9
 Ed Davender (6-1 Fr. G) 8.5
 Winston Bennett (6-7 So. F) 7.2
 Bret Bearup (6-9 Sr. C) 6.3
 James Blackmon (6-2 So. G) 5.4
 Roger Harden (6-1 Jr. G) 5.3

EDDIE SUTTON ERA (1986-89)

1985-86 (32-4, 17-1 SEC)

SEC Champions; SEC Tournament Champions; Ranked 3rd AP, 3rd UPI
 Coach: Eddie Sutton
 Captains: Kenny Walker, Roger Harden and Leroy Byrd

N.22	NORTHWESTERN ST.	11/NR	77-58	W
N.26	at Chaminade	10/NR	89-57	W
N.27	at Hawaii	10/NR	98-65	W
D.3	CINCINNATI	9/NR	84-54	W
D.7	INDIANA	9/19	63-58	W
D.14	at Kansas	9/7	66-83	L
D.20	1 EAST CAROLINA	13/NR	86-52	W
D.21	1 PEPPERDINE	13/NR	88-56	W
D.28	LOUISVILLE	13/15	69-64	W
D.30	2 vs. Miami	13/NR	93-55	W
J.4	* at Vanderbilt	12/NR	80-71	W
J.6	* at Auburn	12/NR	56-60	L
J.8	* OLE MISS	11/NR	75-58	W
J.11	* ALABAMA	11/NR	76-52	W
J.15	* at Mississippi State	11/NR	64-52	W
J.18	* at Florida	11/NR	72-55	W
J.23	* GEORGIA	11/NR	74-69	W
J.25	* TENNESSEE	11/NR	74-57	W
J.29	* at LSU	8/17	54-52	W
J.31	* AUBURN	8/NR	81-71	W
F.2	* at North Carolina State	8/NR	51-54	L
F.5	* VANDERBILT	12/NR	73-65	W
F.8	* at Ole Miss	12/NR	62-58	W
F.13	* at Alabama	11/18	73-71	W
F.15	* MISSISSIPPI STATE	11/NR	88-62	W
F.19	* FLORIDA	8/NR	80-69	W
F.22	* at Georgia	8/NR	80-75	W
F.27	* at Tennessee	5/NR	62-60	W
M.1	* LSU	5/NR	68-57	W

SEC Tournament (Lexington, Ky.)
 M.6 Ole Miss 3/NR 95-69 W
 M.7 LSU 3/NR 61-58 W
 M.8 Alabama 3/NR 83-72 W

NCAA First/Second Round (Charlotte, N.C.)
 M.14 3 Davidson 3/NR 75-55 W
 M.16 3 Western Kentucky 3/NR 71-64 W

NCAA Southeast Regional (Atlanta)
 M.20 4 Alabama 3/NR 68-63 W
 M.22 4 LSU 3/NR 57-59 L
 2666-2210

1 UK Invitation Tournament (Lexington, Ky.)
 2 Freedom Hall (Louisville, Ky.)
 3 Charlotte Coliseum (Charlotte, N.C.)
 4 The Omni (Atlanta)

—Leading Scorers—
 Kenny Walker (6-8 Sr. F) 20.0
 Winston Bennett (6-7 Jr. F) 12.7
 Ed Davender (6-2 So. G) 11.5
 James Blackmon (6-3 Jr. G) 9.4
 Roger Harden (6-1 Sr. G) 6.8

1986 Japan Tour (Not counted in Won-Loss Record)

Jun21	* Japan	80-55	W
Jun22	* Finland	87-67	W
Jun24	Finland (Sendai)	82-65	W
Jun26	Japan (Niigata)	79-73	W
Jun28	Finland (Ohtsu)	80-56	W
Jun29	Czechoslovakia (Sapporo)	74-80	L
Jul2	S. China (Hong Kong)	87-45	W

* Kirin World Tournament (Tokyo)

1986-87 (18-11, 10-8 SEC)

UKIT Champions
 Coach: Eddie Sutton
 Captains: James Blackmon, Paul Andrews

N.29	AUSTIN PEAY	11/NR	71-69	W
D.2	TEXAS TECH	13/NR	66-60	W
D.6	at Indiana	13/3	66-71	L
D.13	* TAMU	19/NR	71-56	W
D.19	1 IONA	18/NR	75-59	W
D.20	1 BOSTON UNIVERSITY	18/NR	81-69	W
D.27	at Louisville	18/NR	85-51	W
D.30	2 Georgia	11/NR	65-69	L
J.3	* at Alabama	11/5	63-60	W
J.7	* ALABAMA	9/NR	55-69	L
J.10	* at Tennessee	9/NR	68-75	L
J.12	* at Mississippi State	9/NR	57-49	W
J.14	* FLORIDA	NR/NR	67-62	W
J.18	* LSU	NR/NR	41-76	L
J.21	* at Vanderbilt	NR/NR	71-65	W
J.25	NAVY	NR/18	80-69	W
J.29	* at Ole Miss	NR/NR	65-76	W
J.31	* MISSISSIPPI STATE	NR/NR	50-36	W
F.4	* AUBURN	NR/20	75-71	W
F.7	* at Alabama	NR/9	70-69	W
F.11	* TENNESSEE	NR/NR	OT 91-84	W
F.14	* at Florida	NR/19	56-74	L
F.19	* VANDERBILT	NR/NR	65-54	W
F.21	* at LSU	NR/NR	52-65	L
F.25	* at Georgia	NR/NR	71-79	L
F.28	* OLE MISS	NR/NR	64-63	W
M.1	OKLAHOMA	NR/12	75-74	W

SEC Tournament (Atlanta)
 M.6 3 Auburn NR/NR 72-79 L
 NCAA First/Second Rounds (Atlanta)
 M.13 3 Ohio State NR/NR 77-91 L
 1965-1944

1 UK Invitation Tournament (Lexington, Ky.)
 2 Freedom Hall (Louisville, Ky.)
 3 The Omni (Atlanta)

—Leading Scorers—
 Rex Chapman (6-4 Fr. G) 16.0
 Ed Davender (6-3 Jr. G) 15.2
 Richard Madison (6-7 Jr. F) 9.1
 James Blackmon (6-3 Sr. G) 8.4
 Robert Lock (6-11 Jr. C) 7.5

1987-88 (25-5, 13-5 SEC)*

UKIT Champions; Ranked 6th AP, 6th UPI
 Coach: Eddie Sutton
 Captains: Winston Bennett, Ed Davender, Cedric Jenkins, Rob Lock, Richard Madison

N.28	HAWAII	5/NR	86-59	W
D.1	CINCINNATI	2/NR	101-77	W
D.5	1 Indiana	2/5	OT 82-76	W
D.12	LOUISVILLE	1/NR	76-75	W
D.18	2 MIAMI, OHIO	1/NR	85-71	W
D.19	2 CHARLOTTE	1/NR	84-81	W
D.28	ALASKA	2/NR	100-58	W
D.31	* VANDERBILT	2/NR	81-74	W
J.2	* at Georgia	2/NR	84-77	W
J.6	* MISSISSIPPI STATE	1/NR	93-52	W
J.9	* AUBURN	1/NR	52-53	L
J.13	* at Alabama	5/NR	63-55	W
J.16	* TENNESSEE	5/NR	83-65	W
J.20	* FLORIDA	4/NR	56-58	L
J.23	* at LSU	4/NR	76-61	W
J.27	* at Vanderbilt	9/NR	66-83	L
J.31	* Notre Dame	9/NR	78-69	W
F.3	* OLE MISS	10/NR	94-65	W
F.6	* at Mississippi State	10/NR	83-59	W
F.10	* at Auburn	10/NR	69-62	W
F.13	* ALABAMA	10/NR	82-68	W
F.17	* at Tennessee	9/NR	70-72	L
F.20	* at Florida	9/NR	76-83	L
F.24	* LSU	12/NR	95-69	W
F.28	SYRACUSE	12/10	62-58	W
M.2	* GEORGIA	8/NR	80-72	W
M.5	* at Ole Miss	8/NR	78-71	W

SEC Tournament (Baton Rouge)
 M.11 4 Ole Miss 6/NR 82-64 W
 M.12 4 LSU 6/NR 86-80 W
 M.13 4 Georgia 6/NR 62-57 W
 2365-2024

1 RCA Dome (Indianapolis, Ind.)
 2 UK Invitation Tournament (Lexington, Ky.)
 3 Freedom Hall (Louisville, Ky.)
 4 Pete Maravich Assembly Center (Baton Rouge, La.)

—Leading Scorers—
 Rex Chapman (6-4 So. G) 19.0
 Ed Davender (6-3 Sr. G) 15.7
 Winston Bennett (6-7 Sr. F) 15.3
 Rob Lock (6-11 Sr. C) 10.9
 Eric Manuel (6-6 Fr. F) 7.1

*As part of sanctions imposed upon the UK basketball program in 1989, the NCAA ordered Kentucky to erase from the record three NCAA tournament games from the 1987-88 season. Kentucky's 99-84 win over Southern, a 90-81 win over Maryland and an 80-74 loss to Villanova have been deleted from the records, thus changing the 1987-88 season record from 27-6 to 25-5.

The presidents of the Southeastern Conference institutions voted to strip Kentucky of the 1987-88 SEC regular season and SEC Tournament championships. Kentucky was not forced to forfeit any of those regular season or tournament games.

1988-89 (13-19, 8-10 SEC)

UKIT Champions
 Coach: Eddie Sutton
 Captain: Mike Scott

N.19	1 Duke	NR/1	55-80	L
N.25	2 Iona	NR/NR	56-54	W
N.26	2 Seton Hall	NR/NR	60-63	L
N.28	2 California	NR/NR	89-71	W
D.3	3 Notre Dame	NR/NR	65-81	L
D.7	NORTHWESTERN ST.	NR/NR	82-85	L
D.10	WESTERN CAROLINA	NR/NR	78-60	W

D.16	4 BOWLING GREEN	NR/NR	54-56	L
D.17	4 MARSHALL	NR/NR	91-78	W
D.20	INDIANA	NR/NR	52-75	L
D.27	5 Austin Peay	NR/NR	85-77	W
D.31	at Louisville	NR/14	75-97	L
J.4	* GEORGIA	NR/NR	76-65	W
J.7	* VANDERBILT	NR/NR	70-61	W
J.12	* at Florida	NR/NR	69-56	W
J.14	* LSU	NR/NR	62-64	L
J.18	* at Alabama	NR/NR	64-76	L
J.21	* at Tennessee	NR/17	66-65	W
J.25	* AUBURN	NR/NR	86-76	W
J.28	* at Ole Miss	NR/NR	65-70	L
F.1	* MISSISSIPPI STATE	NR/NR	73-61	W
F.5	* at Georgia	NR/NR	72-84	L
F.8	* at Vanderbilt	NR/NR	51-81	L
F.11	* FLORIDA	NR/NR	53-59	L
F.15	* at LSU	NR/NR	80-99	L
F.18	* ALABAMA	NR/NR	67-71	L
F.20	* at Auburn	NR/NR		

2013 - 2014 KENTUCKY MEN'S BASKETBALL

F.26 * ALABAMA	13/NR	79-73	W
M.2 * AUBURN	13/NR	114-93	W
		2405-2186	

1 RCA Dome (Indianapolis, Ind.)
2 Freedom Hall (Louisville, Ky.)

—Leading Scorers—

John Pelphrey (6-7 Jr. F)	14.4
Reggie Hanson (6-8 Sr. C)	14.4
Jamal Mashburn (6-9 Fr. F)	12.9
Deron Feldhaus (6-7 Jr. F)	10.8
Richie Farmer (6-0 Jr. G)	10.1

1991-92 (29-7, 12-4 SEC)

SEC East Champions; SEC Tournament Champions; Ranked 6th AP, 6th CNUUSA Today

Coach: Rick Pitino
Captains: Richie Farmer, Deron Feldhaus, John Pelphrey and Sean Woods

N.20 1 WEST VIRGINIA	4/NR	106-80	W
N.22 1 PITTSBURGH	4/NR	67-85	L
D.4 MASSACHUSETTS	14/NR	90-69	W
D.7 2 Indiana	14/9	76-74	W
D.10 TEXAS STATE	9/NR	82-36	W
D.12 3 Morehead State	9/NR	101-84	W
D.14 ARIZONA STATE	9/NR	94-68	W
D.21 at Georgia Tech	8/13	80-81	L
D.23 4 Ohio	17/NR	73-63	W
D.28 LOUISVILLE	17/21	103-89	W
J.2 NOTRE DAME	17/NR	91-70	W
J.4 * at Virginia Carolina	17/NR	80-63	W
J.7 * GEORGIA	15/NR	78-66	W
J.11 * FLORIDA	15/NR	81-60	W
J.15 * at Vanderbilt	10/NR	84-71	W
J.18 EASTERN KENTUCKY	10/NR	85-55	W
J.21 * at Tennessee	8/NR	85-107	L
J.25 * ARKANSAS	8/9	88-105	L
J.29 * OLE MISS	14/NR	96-78	W
F.2 * at LSU	14/NR	53-74	L
F.8 * at Auburn	19/NR	85-67	W
F.12 * ALABAMA	19/16	107-83	W
F.15 WESTERN KENTUCKY	19/NR	93-83	W
F.19 * at Mississippi State	13/NR	89-84	W
F.23 * at Georgia	13/NR	84-73	W
F.26 * SOUTH CAROLINA	11/NR	74-56	W
M.1 * VANDERBILT	11/NR	80-56	W
M.4 * at Florida	10/NR	62-79	L
M.7 * TENNESSEE	10/NR	99-88	W

SEC Tournament (Birmingham, Ala.)
M.13 5 Vanderbilt 9/NR 76-57 W
M.14 5 LSU 9/23 80-74 W
M.15 5 Alabama 9/17 80-54 W

NCAA First/Second Rounds (Worcester, Mass.)
M.20 6 Old Dominion 6/NR 88-69 W
M.22 6 Iowa State 6/NR 106-98 W

NCAA East Regional (Philadelphia)
M.26 7 Massachusetts 6/17 87-77 W
M.28 7 Duke 6/1 OT 103-104 ...

3086-2680
1 Preseason NIT (Lexington, Ky.)
2 RCA Dome (Indianapolis)
3 Freedom Hall (Louisville, Ky.)
4 US Bank Arena (Cincinnati, Ohio)
5 Birmingham-Jefferson Civic Center (Birmingham, Ala.)
6 Centrum (Worcester, Mass.)
7 Spectrum (Philadelphia)

—Leading Scorers—

Jamal Mashburn (6-8 Sr. F)	21.3
John Pelphrey (6-7 Sr. F)	12.5
Deron Feldhaus (6-7 Sr. G)	11.4
Richie Farmer (6-0 Sr. G)	9.6
Sean Woods (6-2 Sr. G)	7.7

1992-93 (30-4, 13-3 SEC)

NCAA Final Four; SEC Tournament Champions; ECAC Holiday Festival Champions; Ranked 2nd AP, 3rd CNUUSA Today

Coach: Rick Pitino
Captains: Junior Braddy, Dale Brown

D.2 WRIGHT STATE	5/NR	81-65	W
D.5 GEORGIA TECH	5/13	96-87	W
D.8 EASTERN KENTUCKY	3/NR	82-73	W
D.12 at Louisville	3/9	88-68	W
D.19 MOREHEAD STATE	3/NR	108-65	W
D.22 MIAMI, OHIO	3/NR	65-49	W
D.28 1 Rutgers	3/NR	89-67	W
D.30 1 St. John's (finals)	3/NR	86-77	W
J.3 2 Indiana	3/4	81-78	W
J.5 * at Georgia	2/NR	74-59	W
J.9 * TENNESSEE	2/NR	84-70	W
J.13 * at Vanderbilt	1/NR	86-101	L
J.19 * at Alabama	4/NR	73-59	W
J.23 * at South Carolina	4/NR	108-82	W
J.26 * LSU	4/NR	105-67	W
J.30 * FLORIDA	4/NR	71-48	W
F.3 * MISSISSIPPI STATE	2/NR	87-63	W
F.6 * VANDERBILT	2/11	82-67	W
F.10 * at Arkansas	2/14	94-101	L
F.13 at Notre Dame	2/NR	81-62	W
F.17 * SOUTH CAROLINA	2/NR	87-66	W
F.20 * GEORGIA	2/NR	86-70	W
F.24 * at Tennessee	2/NR	77-78	L
F.27 * AUBURN	2/NR	80-78	W
M.3 * at Ole Miss	5/NR	98-66	W
M.7 * at Florida	5/NR	85-77	W

SEC Tournament (Lexington, Ky.)
M.12 TENNESSEE 4/NR 101-40 W
M.13 ARKANSAS 4/14 92-81 W
M.14 LSU 4/NR 82-65 W

NCAA First/Second Rounds (Nashville, Tenn.)
M.19 3 Rider College 2/NR 96-52 W
M.21 3 Utah 2/19 83-62 W

NCAA Southeast Regional (Charlotte, N.C.)
M.25 4 Wake Forest 2/16 103-69 W

M.27 4 Florida State	2/11	106-81	W
		NCAA Final Four (New Orleans)	
A.3 5 Michigan	2/3	OT 78-81	L
		2975-2374	

1 ECAC Holiday Festival (Madison Square Garden, New York)
2 Freedom Hall (Louisville, Ky.)
3 Memorial Gymnasium (Nashville, Tenn.)
4 Charlotte Coliseum (Charlotte, N.C.)
5 Louisiana Superdome (New Orleans)

—Leading Scorers—

Jamal Mashburn (6-8 Jr. F)	21.0
Travis Ford (5-9 Jr. G)	13.6
Dale Brown (6-2 Sr. G)	9.4
Rodrick Rhodes (6-6 Fr. F)	9.1
Rodney Dent (6-10 Jr. C)	6.4

1993-94 (27-7, 12-4 SEC)

SEC East Co-Champions; SEC Tournament Champions Maui Invitational Champions; Ranked 7th AP, 8th CNUUSA Today

Coach: Rick Pitino
Captains: Travis Ford, Gimel Martinez, Jeff Brassow

N.27 LOUISVILLE	2/7	78-70	W
D.1 TENNESSEE TECH	1/NR	115-77	W
D.4 1 Indiana	1/21	84-96	L
D.8 EASTERN KENTUCKY	6/NR	107-78	W
D.17 MOREHEAD STATE	5/NR	97-61	W
D.21 2 Texas	5/NR	86-61	W
D.22 2 Ohio State	5/NR	100-88	W
D.23 2 Arizona	5/13	93-92	W
D.28 SAN FRANCISCO	5/NR	110-83	W
D.30 ROBERT MORRIS	5/NR	92-67	W
J.4 * VANDERBILT	4/22	107-82	W
J.6 NOTRE DAME	4/NR	84-59	W
J.8 * at Georgia	4/NR	OT 90-94	L
J.12 3 Ole Miss	8/NR	98-64	W
J.15 * TENNESSEE	8/NR	93-74	W
J.18 * at Florida	7/NR	57-59	L
J.22 * at Mississippi State	7/NR	86-70	W
J.26 * SOUTH CAROLINA	9/NR	79-67	W
J.30 * at Auburn	9/NR	91-74	W
F.2 * ALABAMA	7/NR	82-67	W
F.6 4 Massachusetts	7/11	67-64	W
F.9 * ARKANSAS	4/3	82-90	L
F.12 at Syracuse	4/14	85-93	L
F.15 * at LSU	11/NR	99-95	W
F.19 * at Vanderbilt	11/NR	77-69	W
F.23 * at Tennessee	7/NR	77-73	W
F.27 * GEORGIA	7/NR	80-59	W
M.2 * FLORIDA	7/19	80-77	W
M.5 * at South Carolina	7/NR	74-75	L

SEC Tournament (Memphis, Tenn.)
M.11 5 Mississippi State 10/NR 95-76 W
M.12 5 Arkansas 10/1 90-78 W
M.13 5 Florida 10/17 73-60 W

NCAA First/Second Rounds (St. Petersburg, Fla.)
M.18 6 Tennessee State 7/NR 83-70 W
M.20 6 Marquette 7/21 63-75 L

2954-2537
1 RCA Dome (Indianapolis)
2 Maui Invitational (Maui, Hawaii)
3 Freedom Hall (Louisville, Ky.)
4 Continental Arena (East Rutherford, N.J.)
5 The Pyramid (Memphis, Tenn.)
6 Tropicana Field (St. Petersburg, Fla.)

1994-95 (28-5, 14-2 SEC)

SEC Champions; SEC East Champions; SEC Tournament Champions; Ranked 2nd AP, 5th CNUUSA Today

Coach: Rick Pitino
Captains: Tony Delk, Mark Pope, Rodrick Rhodes

N.26 UT-MARTIN	4/NR	124-50	W
N.30 OHIO	3/14	79-74	W
D.3 1 UCLA	3/5	81-82	L
D.7 2 Indiana	7/NR	73-70	W
D.10 BOSTON UNIVERSITY	7/NR	90-49	W
D.17 3 Texas Tech	6/NR	83-68	W
D.27 MARSHALL	5/NR	116-75	W
J.1 at Louisville	5/NR	86-88	L
J.4 * AUBURN	8/NR	98-64	W
J.7 * at South Carolina	8/NR	80-55	W
J.10 * at Florida	7/15	83-67	W
J.14 * GEORGIA	7/NR	83-71	W
J.18 4 Ole Miss	5/NR	82-65	W
J.21 * VANDERBILT	5/NR	81-68	W
J.25 * TENNESSEE	5/NR	69-50	W
J.29 * at Arkansas	5/9	92-94	L
F.1 * SOUTH CAROLINA	6/NR	90-72	W
F.5 SYRACUSE	6/10	77-71	W
F.8 * at Tennessee	5/NR	68-48	W
F.12 at Notre Dame	5/NR	97-58	W
F.14 * MISSISSIPPI STATE	4/23	71-76	L
F.18 * FLORIDA	4/NR	87-77	W
F.21 * at Alabama	6/20	72-52	W
F.25 * at Vanderbilt	6/NR	71-60	W
M.1 * at Georgia	5/NR	97-74	W
M.4 * LSU	5/NR	127-80	W

SEC Tournament (Atlanta)
M.10 5 Auburn 3/NR 93-81 W
M.11 5 Florida 3/NR 86-72 W
M.12 5 Arkansas 3/5 OT 95-93 W

NCAA First/Second Rounds (Memphis, Tenn.)
M.16 6 Mount St. Mary's 2/NR 113-67 W
M.18 6 Tulane 2/NR 82-60 W

NCAA Southeast Regional (Birmingham, Ala.)
M.23 7 Arizona State 2/16 97-73 W
M.25 7 North Carolina 2/14 61-74 L

1 Wooden Classic (Arrowhead Pond, Anaheim, Calif.)	2884-2278
2 Freedom Hall (Louisville, Ky.)	
3 US Bank Arena (Cincinnati)	
4 The Pyramid (Memphis, Tenn.)	
5 Georgia Dome (Atlanta)	
6 The Pyramid (Memphis, Tenn.)	
7 Birmingham-Jefferson Civic Center (Birmingham, Ala.)	

—Leading Scorers—

Tony Delk (6-1 Jr. G)	16.7
Rodrick Rhodes (6-7 Jr. F)	12.9
Walter McCarty (6-9 Jr. F)	10.5
Jeff Sheppard (6-4 So. C)	8.3
Mark Pope (6-10 Jr. G)	8.2

1995 Italy Tour
(Not counted in Won-Loss Record)
Aug.14 at Cagiva Varese 123-114 W
Aug.16 at Venice Reyer 113-78 W
Aug.17 Russia Dinamo (Venice) 116-81 W
Aug.18 at Montecatini 115-123 L
Aug.21 Siena (Scauri) 115-86 W



1995 - 1996 NATIONAL CHAMPIONSHIP TEAM

1995-96 (34-2, 16-0 SEC)

National Champions; SEC Champions; SEC East Champions; ECAC Holiday Festival Champions; Ranked 1st CNUUSA Today, 2nd AP

Coach: Rick Pitino
Captains: Tony Delk, Walter McCarty, Mark Pope

N.24 1 Maryland	1/14	96-84	W
N.28 2 Massachusetts	1/7	82-92	L
D.2 3 Indiana	1/NR	89-82	W
D.6 WISC.-GREEN BAY	5/NR	74-62	W
D.9 GEORGIA TECH	5/16	83-60	W
D.16 MOREHEAD STATE	5/NR	96-32	W
D.19 4 Marshall	4/NR	118-99	W
D.23 LOUISVILLE	4/25	89-66	W
D.27 5 Rider	2/NR	90-65	W
D.29 5 Iowa	2/NR	106-79	W
J.3 * at South Carolina	2/NR	89-60	W
J.6 * OLE MISS	2/NR	90-60	W
J.9 * at Mississippi State	2/12	74-56	W
J.13 * TENNESSEE	2/NR	61-44	W
J.16 at LSU	2/NR	129-97	W
J.20 TCU	2/NR	124-80	W
J.24 * at Georgia	2/NR	82-77	W
J.27 * SOUTH CAROLINA	2/NR	89-57	W
F.3 * FLORIDA	2/NR	77-63	W
F.7 * at Vanderbilt	2/NR	120-81	W
F.11 * ARKANSAS	2/NR	88-73	W
F.14 * GEORGIA	2/NR	86-73	W
F.17 * at Tennessee	2/NR	90-50	W
F.20 * ALABAMA	2/NR	84-65	W
F.24 * at Florida	2/NR	94-63	W
F.27 * at Auburn	1/NR	88-73	W
M.2 * VANDERBILT	1/NR	101-63	W

SEC Tournament (New Orleans)
M.8 6 Florida 1/NR 100-76 W
M.9 6 Arkansas 1/NR 95-75 W
M.10 6 Mississippi State 1/NR 73-84 L

NCAA First/Second Rounds (Dallas)
M.14 7 San Jose State 2/NR 110-72 W
M.16 7 Virginia Tech 2/22 84-60 W

NCAA Midwest Regional (Minneapolis)
M.21 8 Utah 2/12 101-70 W
M.23 8 Wake Forest 2/9 83-63 W

NCAA Final Four (East Rutherford, N.J.)
M.30 9 Massachusetts 2/1 81-74 W
A.1 9 Syracuse 2/15 76-67 W

3292-2497
1 Tip-Off Classic (Springfield, Mass.)
2 Great Eight (The Palace, Auburn Hills, Mich.)
3 RCA Dome (Indianapolis)
4 Freedom Hall (Louisville, Ky.)
5 ECAC Holiday Festival (Madison Square Garden, New York)
6 Louisiana Superdome (New Orleans)
7 Reunion Arena (Dallas)
8 Hubert H. Humphrey Metrodome (Minneapolis)
9 Continental Arena (East Rutherford, N.J.)
UK's 16-0 regular season SEC record was the first perfect league slate since Alabama went 14-0 in 1956.

—Leading Scorers—

Tony Delk (6-1 Sr. G)	17.8
Antoine Walker (6-8 So. F)	15.2
Walter McCarty (6-10 Sr. F)	11.3
Derek Anderson (6-4 Jr. G-F)	9.4
Ron Mercer (6-7 Fr. F)	8.0

1996-97 (35-5, 13-3 SEC)

National Runner-up; SEC Tournament Champions; 2nd SEC East (13-3);

Great Alaska Shootout Champions; Ranked 2nd CNUUSA Today, 5th AP

Coach: Rick Pitino
Captains: Derek Anderson, Anthony Epps, Jared Prickett
N.15 1 Clemson 3/20 OT 71-79 L

N.28 2 Syracuse	8/12	87-53	W
N.29 2 Alaska Anchorage	8/NR	104-72	W
N.30 2 College of Charleston	8/NR	92-65	W
D.3 3 Purdue	6/NR	101-87	W
D.7 4 Indiana	6/8	99-65	W
D.9 WRIGHT STATE	6/NR	90-62	W
D.14 NOTRE DAME	3/NR	80-56	W
D.21 5 GEORGIA TECH	3/NR	88-59	W
D.23 UNC ASHEVILLE	3/NR	105-51	W
D.28 6 Ohio State	3/NR	81-65	W
D.31 at Louisville	3/14	74-54	W
J.4 * TENNESSEE	3/NR	74-40	W

2013 - 2014 KENTUCKY MEN'S BASKETBALL

F.25 * at Auburn	7/NR	83-58	W
F.28 * at South Carolina	7/14	69-57	W
SEC Tournament (Atlanta)			
M.6 6 Alabama	7/NR	82-71	W
M.7 6 Arkansas	7/16	99-74	W
M.8 6 South Carolina (finals)	7/15	86-56	W
NCAA First/Second Rounds (Atlanta)			
M.13 6 South Carolina State	5/NR	82-67	W
M.15 6 Saint Louis	5/NR	88-61	W
NCAA South Regional (St. Petersburg, Fla.)			
M.20 7 UCLA	5/19	94-68	W
M.22 7 Duke	5/3	86-84	W
NCAA Final Four (San Antonio)			
M.28 8 Stanford	5/10	OT 86-85	W
M.30 8 Utah	5/7	78-69	W

- 1 EA Sports Maui Invitational (Lahaina Civic Center, Maui, Hawaii)
- 2 Premier Classic (Phoenix)
- 3 Great Eight (United Center, Chicago)
- 4 RCA Dome (Indianapolis)
- 5 Freedom Hall (Louisville, Ky.)
- 6 Georgia Dome (Atlanta)
- 7 Tropicana Field (St. Petersburg, Fla.)
- 8 Alamodome (San Antonio)

—Leading Scorers—

Jeff Sheppard (6-3 Sr. G)	13.7
Nazr Mohammed (6-10 Jr. C)	12.0
Scott Padgett (6-9 Jr. F)	11.5
Wayne Turner (6-2 Jr. G)	9.3
Allen Edwards (6-5 Sr. F)	9.2

1998-99 (28-9, 11-5 SEC)

SEC Tournament Champions; Ranked 8th AP, 15th USA Today/ESPN

Coach: Tubby Smith
Captains: Heshimu Evans, Scott Padgett, Wayne Turner

N.17 EASTERN KENTUCKY	4/NR	99-64	W
N.19 MERCER	4/NR	82-51	W
N.23 1 Wright State	4/NR	97-75	W
N.26 2 Colorado	4/NR	64-52	W
N.27 2 Pittsburgh	4/NR	56-68	L
N.28 2 UCLA	4/10	66-62	W
D.1 3 Kansas	8/7	63-45	W
D.5 MIAMI (FLA.)	8/NR	74-65	W
D.8 4 Indiana	5/11	OT 70-61	W
D.12 MARYLAND	5/2	103-91	W
D.19 5 Georgia Tech	3/NR	80-39	W
D.22 6 Duke	3/2	60-71	L
D.26 at Louisville	3/NR	74-83	L
D.29 TENNESSEE STATE	7/NR	97-47	W
J.2 * FLORIDA	7/NR	93-58	W
J.5 * at South Carolina	5/NR	68-61	W
J.9 * at Vanderbilt	5/NR	73-57	W
J.12 TENNESSEE	6/NR	46-47	L
J.16 * at Ole Miss	6/NR	63-57	W
J.20 * AUBURN	7/6	72-62	W
J.23 * MISSISSIPPI STATE	7/NR	76-49	W
J.26 * at Georgia	6/NR	OT 91-83	W
J.30 * LSU	6/NR	86-62	W
F.4 * at Florida	5/NR	68-75	L
F.6 * at Alabama	5/NR	58-62	L
F.13 * SOUTH CAROLINA	18/NR	74-40	W
F.17 * GEORGIA	6/NR	92-71	W
F.20 * at Arkansas	6/NR	70-74	W
F.24 * VANDERBILT	13/NR	88-63	W
F.28 * at Tennessee	13/NR	61-68	L

SEC Tournament (Atlanta)

M.5 5 Ole Miss	14/NR	83-73	W
M.6 5 Auburn	14/4	69-57	W
M.7 5 Arkansas	14/22	76-63	W
NCAA First/Second Rounds (New Orleans)			
M.12 7 New Mexico State	14/NR	82-60	W
M.14 7 Kansas	14/22	OT 92-88	W
NCAA Midwest Regional (St. Louis)			
M.19 8 Miami (Ohio)	14/NR	58-43	W
M.21 8 Michigan State	14/2	66-73	L

2790-2320

- 1 US Bank Arena (Cincinnati)
- 2 San Juan Shootout (Bayamonte, P.R.)
- 3 Great Eight (United Center, Chicago)
- 4 Freedom Hall (Louisville, Ky.)
- 5 Georgia Dome (Atlanta)
- 6 Jimmy V Classic (Continental Arena, E. Rutherford, N.J.)
- 7 Louisiana Superdome (New Orleans)
- 8 Edward Jones Dome (St. Louis)

—Leading Scorers—

Scott Padgett (6-9 Sr. F)	12.6
Heshimu Evans (6-6 Sr. F)	11.8
Wayne Turner (6-2 Sr. G)	10.5
Michael Bradley (6-10 So. C)	9.8
Jamaal Magloire (6-10 Jr. C)	7.0

1999-00 (23-10, 12-4 SEC)

Co-SEC Champions; Co-SEC East Champions; Preseason NIT Runner-Up;

Ranked 19th AP, 20th USA Today/ESPN
Coach: Tubby Smith

N.17 1 PENNSYLVANIA	14/NR	67-50	W
N.19 1 UTAH	14/16	56-48	W
N.24 1 Maryland	11/24	61-58	W
N.26 1 Arizona	11/8	51-63	L
N.29 2 Dayton	11/NR	66-68	L
D.4 3 Indiana	13/23	75-83	L
D.7 UNC ASHEVILLE	23/NR	86-41	W
D.11 at Maryland	23/21	66-72	L
D.18 LOUISVILLE	NR/NR	76-46	W
D.23 MICHIGAN STATE	NR/5	60-58	W
D.27 ALASKA-ANCHORAGE	NR/NR	62-42	W
D.30 4 Missouri	NR/NR	70-53	W
J.5 5 Georgia Tech	25/NR	80-71	W
J.8 * VANDERBILT	25/NR	72-52	W
J.11 * at Auburn	20/4	63-66	L
J.15 * at South Carolina	20/NR	64-48	W
J.19 * OLE MISS	18/NR	74-69	W
J.22 * at Vanderbilt	18/20	OT 81-73	W
J.26 * at Georgia	16/NR	75-69	W

J.29 at Miami (Fla.)	16/NR	60-57	W
F.1 * TENNESSEE	14/6	81-68	W
F.5 * SOUTH CAROLINA	14/NR	76-63	W
F.8 * at Florida	11/12	73-90	L
F.13 * at LSU	11/25	57-70	L
F.16 * ALABAMA	19/NR	66-54	W
F.19 * GEORGIA	19/NR	70-64	W
F.23 * at Tennessee	18/7	67-74	L
F.26 * ARKANSAS	18/NR	60-55	W
F.29 * at Mississippi State	22/NR	73-61	W
M.4 * FLORIDA	22/8	85-70	W
SEC Tournament (Atlanta)			
M.10 6 Arkansas	16/NR	72-86	L
NCAA First/Second Rounds (Cleveland)			
M.16 7 St. Bonaventure	19/NR	2OT 85-80W	
M.18 7 Syracuse	19/16	50-52	L

- 1 Preseason NIT (Lexington, Ky., and New York)
- 2 US Bank Arena (Cincinnati)
- 3 RCA Dome (Indianapolis)
- 4 Sugar Bowl Classic (New Orleans)
- 5 Freedom Hall (Louisville, Ky.)
- 6 Georgia Dome (Atlanta)
- 7 Cleveland Convocation Center (Cleveland)

—Leading Scorers—

Tayshaun Prince (6-9 So. F)	13.3
Jamaal Magloire (6-10 Sr. C)	13.2
Keith Bogans (6-5 Fr. G)	12.5
Desmond Allison (6-5 So. F)	7.8
Jules Camara (6-11 So. F)	7.2

2000-01 (24-10, 12-4 SEC)

Co-SEC Champions; Co-SEC East Champions; SEC Tournament Champions;

Ranked 9th AP, 8th ESPN/USA Today
Coach: Tubby Smith
Captains: Tayshaun Prince, J.P. Blevins

N.9 1 St. John's	12/NR	61-62	L
N.10 1 UCLA	12/17	OT 92-97	L
N.21 2 Jacksonville State	20/NR	91-48	W
N.25 PENN STATE	22/NR	68-73	W
D.2 at North Carolina	NR/6	93-76	W
D.5 EASTERN KENTUCKY/NR	NR/9	94-79	W
D.9 3 Georgia Tech	NR/NR	84-86	L
D.16 at Michigan State	NR/2	45-46	L
D.22 4 Indiana	NR/NR	88-74	W
D.27 HIGH POINT	NR/NR	102-49	W
J.2 at Louisville	NR/NR	64-62	W
J.6 * GEORGIA	NR/NR	67-63	W
J.10 * SOUTH CAROLINA	NR/NR	69-63	W
J.13 NOTRE DAME	NR/25	82-71	W
J.16 * TENNESSEE	NR/4	84-74	W
J.20 * at Ole Miss	NR/21	55-65	L
J.23 * at Alabama	NR/18	60-70	L
J.27 * VANDERBILT	NR/NR	86-75	W
J.31 * at Georgia	NR/25	85-70	W
F.3 * at South Carolina	NR/NR	94-61	W
F.6 * FLORIDA	NR/8	71-70	W
F.10 * MISSISSIPPI STATE	NR/NR	76-57	W
F.14 * at Tennessee	22/15	103-95	W
F.17 * at Vanderbilt	22/NR	79-74	W
F.21 * LSU	13/NR	84-61	L
F.25 * at Arkansas	13/NR	78-82	L
F.28 * AUBURN	15/NR	90-78	W
M.4 * at Florida	15/6	86-94	L
SEC Tournament (Nashville, Tenn.)			
M.9 5 South Carolina	15/NR	78-65	W
M.10 5 Arkansas	15/NR	87-78	W
M.11 5 Ole Miss	15/14	77-55	W
NCAA First/Second Rounds (Uniondale, N.Y.)			
M.15 6 Holy Cross	9/NR	72-68	W
M.17 6 Iowa	9/24	92-79	W
NCAA East Regional (Philadelphia, Pa.)			
M.22 7 Southern California	9/NR	76-80	L

- 1 Coaches vs. Cancer (Madison Square Garden, New York)
- 2 US Bank Arena (Cincinnati)
- 3 Georgia Dome (Atlanta)
- 4 Freedom Hall (Louisville, Ky.)
- 5 Gaylord Entertainment Center (Nashville, Tenn.)
- 6 Nassau Coliseum (Uniondale, N.Y.)
- 7 First Union Center (Philadelphia)

—Leading Scorers—

Keith Bogans (6-5 So. G)	17.0
Tayshaun Prince (6-9 Jr. F)	16.9
Jason Parker (6-8 Fr. C)	8.6
Marquis Estill (6-9 So. F)	7.3
Saul Smith (6-2 Sr. G)	6.8

2001-02 (22-10, 10-6 SEC)

Co-SEC East Champions; Ranked 16th AP, 13th USA Today/ESPN

Coach: Tubby Smith
Captains: J.P. Blevins, Tayshaun Prince

N.15 1 WESTERN KENTUCKY	4/NR	52-64	L
N.16 1 MARSHALL	4/NR	90-73	W
N.24 MOREHEAD STATE	10/NR	94-75	W
N.28 2 Kent State	13/NR	82-68	L
D.5 VMI	11/NR	99-57	W
D.8 NORTH CAROLINA	11/NR	79-59	W
D.15 KENTUCKY STATE	9/NR	118-63	W
D.18 3 Duke	7/1	OT 92-95	L
D.22 4 Indiana	7/NR	66-52	W
D.29 LOUISVILLE	6/NR	82-62	W
J.2 5 Tulane	6/NR	101-67	W
J.5 * at Mississippi State	6/NR	OT 69-74	L
J.9 * GEORGIA	8/NR	84-88	L
J.12 * at South Carolina	8/NR	51-50	W
J.15 * OLE MISS	12/NR	87-64	W
J.19 at Notre Dame	12/NR	72-65	W
J.22 * at Auburn	8/NR	69-62	W
J.26 * ALABAMA	8/14	61-64	L
J.29 * at Florida	10/5	70-68	W
F.2 * SOUTH CAROLINA	10/NR	91-74	W
F.6 * at Tennessee	7/NR	OT 74-76	L
F.9 * at LSU	7/NR	68-56	W

F.13 * VANDERBILT	10/NR	67-59	W
F.16 * at Georgia	10/21	69-78	L
F.19 * TENNESSEE	12/NR	64-61	W
F.23 * ARKANSAS	12/NR	71-58	W
F.27 * at Vanderbilt	11/NR	73-86	L
M.2 * FLORIDA	11/8	70-67	W
SEC Tournament (Atlanta)			
M.8 6 South Carolina	12/NR	57-70	L
NCAA First/Second Rounds (St. Louis)			
M.14 7 Valparaiso	16/NR	83-68	W
M.16 7 Tulsa	16/NR	87-82	W
NCAA East Regional (Syracuse, N.Y.)			
M.22 8 Maryland	16/4	68-78	L

- 1 NABC Classic (Madison Square Garden, New York)
- 2 US Bank Arena (Cincinnati)
- 3 Continental Arena (East Rutherford, N.J.)
- 4 RCA Dome (Indianapolis)
- 5 Freedom Hall (Louisville, Ky.)
- 6 Georgia Dome (Atlanta)
- 7 Edward Jones Dome (St. Louis)
- 8 Carrier Dome (Syracuse, N.Y.)

—Leading Scorers—

Tayshaun Prince (6-9 Sr. F)	17.5
Keith Bogans (6-5 Jr. G)	11.6
Marquis Estill (6-9 Jr. C)	8.9
Gerald Fitch (6-3 So. G)	8.9
Cliff Hawkins (6-1 So. G)	7.1

2002-03 (32-4, 16-0 SEC)

SEC Champions; SEC East Champions; SEC Tournament Champions;

Ranked 1st AP, 4th USA Today/ESPN
Coach: Tubby Smith
Captains: Keith Bogans, Jules Camara, Marquis Estill

N.25 1 Arizona State	15/NR	82-65	W
N.26 1 Virginia	15/NR	61-75	L
N.27 1 Gonzaga	15/NR	80-72	W
D.3 HIGH POINT	18/NR	84-64	W
D.7 at North Carolina	18/12	98-81	W
D.10 at Tulane	12/NR	76-60	W
D.14 MICHIGAN STATE	12/21	67-71	L
D.21 2 Indiana	18/6	70-64	W
D.28 at Louisville	14/NR	63-81	L
D.30 TENNESSEE STATE	20/NR	115-87	W
J.2 * ALCONN STATE	20/NR	94-63	W
J.4 3 Ohio	20/NR	83-75	W
J.8 * at Tennessee	18/NR	74-71	W
J.11 * SOUTH CAROLINA	18/NR	62-55	W
J.14 * at Vanderbilt	16/NR	74-52	W
J.18 NOTRE DAME	16/10	88-73	W
J.22 * AUBURN	8/24	67-51	W
J.25 * at Alabama	8/15	63-46	W
F.1 * at South Carolina	7/NR	87-69	W
F.4 * FLORIDA	6/1	70-55	W
F.8 * at Ole Miss	6/NR	80-62	W
F.11 * GEORGIA	3/20	87-67	W
F.15 * LSU	3/NR	68-57	W
F.19 * at Arkansas	2/NR	66-50	W
F.23 * MISSISSIPPI STATE	2/19	70-62	W
F.26 * TENNESSEE	2/NR	80-68	W
M.2 * at Georgia	2/21	74-66	W
M.5 * VANDERBILT	2/NR	106-44	W
M.8 * at Florida	2/3	69-67	W
SEC Tournament (New Orleans)			
M.14 4 Vanderbilt	2/NR	81-63	W
M.15 4 Auburn	2/NR	78-58	W
M.16 4 Mississippi State	2/NR	64-57	W
NCAA First/Second Rounds (Nashville, Tenn.)			
M.21 5 IUPUI	1/NR	95-64	W
M.23 5 Utah	1/NR	74-54	W
NCAA Midwest Regional (Minneapolis)			
M.27 6 Wisconsin	1/21	63-57	W
M.29 6 Marquette	1/9	69-83	L

- 1 EA Sports Maui Invitational (Lahaina Civic Center, Maui, Hawaii)
- 2 Freedom Hall (Louisville, Ky.)
- 3 US Bank Arena (Cincinnati)
- 4 Louisiana Superdome (New Orleans)
- 5 Gaylord Entertainment Center (Nashville, Tenn.)
- 6 Hubert H. Humphrey Metrodome (Minneapolis)

—Leading Scorers—

Keith Bogans (6-5 Sr. G)	15.7
Gerald Fitch (6-3 Jr. G)	12.3
Marquis Estill (6-9 Sr. C)	11.6
Erik Daniels (6-8 Jr. F)	9.5
Chuck Hayes (6-6 So. F)	8.6

2003-04 (27-5, 13-3 SEC)

SEC East Champions; SEC Tournament Champions;

Ranked 2nd AP, 8th USA Today/ESPN
Coach: Tubby Smith

N.21 WINTHROP	10/NR	65-44	W
N.28 TENNESSEE TECH	10/NR	108-81	W
D.1 1 Marshall	9/NR	89-76	W
D.6 2 UCLA	9/NR	52-50	W
D.13 3 Michigan State	8/21	79-74	W
D.20 4 Indiana	2/NR	80-41	W
D.23 EASTERN KENTUCKY	2/NR	101-72	W
D.27 LOUISVILLE	2/20	56-65	L
D.31 5 Austin Peay	8/NR	61-53	W
J.3 NORTH CAROLINA	8/9	61-56	W
J.10 * VANDERBILT	7/20	75-63	W
J.13 * at Mississippi State	5/20	67-66	W
J.17 * GEORGIA	5/NR	57-65	L
J.20 * at Tennessee	9/NR	OT 69-68	W
J.25 at Notre Dame	9/NR	71-63	W
J.28 * OLE MISS	5/NR	71-61	W
J.31 * at Vanderbilt	5/NR	60-66	L
F.3 * at Florida	9/21	68-65	W
F.7 * SOUTH CAROLINA	9/25	65-64	W
F.10 * ALABAMA	8/NR	66-55	W
F.14 * at Georgia	8/NR	68-74	L
F.18 * ARKANSAS	9/NR	73-56	W

2013 - 2014 KENTUCKY MEN'S BASKETBALL

NCAA First/Second Rounds (Philadelphia)			
M.17 8 UAB	NR/25	69-64	W
M.19 8 Connecticut	NR/2	83-87	L
		2477-2314	

- 1 Guardians Classic (Lexington, Ky.)
- 2 Guardians Classic (Municipal Auditorium, Kansas City, Mo.)
- 3 Philips Arena (Atlanta)
- 4 RCA Dome (Indianapolis)
- 5 Freedom Hall (Louisville, Ky.)
- 6 US Bank Arena (Cincinnati)
- 7 Gaylor Entertainment Center (Nashville, Tenn.)
- 8 Wachovia Center (Philadelphia)

—Leading Scorers—

Randolph Morris (6-10 So. C.)	13.3
Rajon Rondo (6-1 So. G.)	11.2
Joe Crawford (6-4 So. G.)	10.2
Patrick Sparks (6-0 Sr. G.)	9.7
Ramel Bradley (6-1 So. G.)	7.9

2006-07 (22-12, 9-7 SEC)

Coach: Tubby Smith
Captains: Lukasz Obrzut, Bobby Perry, Shery Thomas

N.15 MIAMI (OHIO)	22/NR	57-46	W
N.17 MISS. VALLEY STATE	22/NR	79-56	W
N.20 1 DePaul	20/NR	87-81	W
N.21 1 UCLA	20/5	68-73	L
N.22 1 Memphis	20/11	63-80	L
N.28 COL. OF CHARLESTON	NR/7	77-61	W
D.2 at North Carolina	NR/7	63-75	L
D.5 2 Chattanooga	NR/NR	79-63	W
D.9 INDIANA	NR/NR	59-54	W
D.16 at Louisville	NR/NR	61-49	W
D.19 SANTA CLARA	NR/NR	74-60	W
D.22 MASSACHUSETTS	NR/NR	82-68	W
D.29 EASTERN KENTUCKY	NR/NR	78-65	W
J.3 HOUSTON	NR/NR	77-70	W
J.6 * at Ole Miss	NR/NR	68-58	W
J.10 * AUBURN	NR/NR	84-57	W
J.13 * MISSISSIPPI STATE	NR/NR	64-60	W
J.16 * at South Carolina	25/NR	87-49	W
J.20 * VANDERBILT	25/NR	67-72	L
J.24 * at Georgia	NR/NR	OT 69-78	L
J.28 * TENNESSEE	NR/NR	76-57	W
F.3 * at Arkansas	NR/NR	82-74	W
F.7 * SOUTH CAROLINA	20/NR	95-89	W
F.10 * FLORIDA	20/1	61-64	L
F.13 * at Tennessee	20/NR	85-89	L
F.17 * at Alabama	20/25	61-72	L
F.20 * LSU	NR/NR	70-63	W
F.25 * at Vanderbilt	NR/17	65-67	L
F.28 * GEORGIA	NR/NR	82-70	W
M.4 * at Florida	NR/5	72-85	L

SEC Tournament (Atlanta)

M.8 3 Alabama	NR/NR	79-67	W
M.9 3 Mississippi State	NR/NR	OT 82-84	L

NCAA First/Second Rounds (Chicago)

M.16 4 Villanova	NR/NR	67-58	W
M.18 4 Kansas	NR/2	76-88	L

2496-2302

- 1 EA Sports Maui Invitational (Lahaina Civic Center, Maui, Hawaii)
- 2 Freedom Hall (Louisville, Ky.)
- 3 Georgia Dome (Atlanta)
- 4 United Center (Chicago)

—Leading Scorers—

Randolph Morris (6-11 Jr. C.)	16.1
Joe Crawford (6-5 Jr. G.)	14.0
Ramel Bradley (6-2 Jr. G.)	13.4
Jodie Meeks (6-5 Fr. G.)	8.7
Bobby Perry (6-8 Sr. F.)	8.4

BILLY GILLISPIE ERA (2008-2009) 2007-08 (18-13, 12-4 SEC)

Coach: Billy Gillispie

N.6 1 CENTRAL ARKANSAS	20/NR	67-40	W
N.7 1 GARDNER-WEBB	20/NR	68-84	W
N.21 LIBERTY	NR/NR	80-54	W
N.24 TEXAS SOUTHERN	NR/NR	83-35	W
N.27 STONY BROOK	NR/NR	62-52	W
D.1 NORTH CAROLINA	NR/1	77-86	L
D.8 at Indiana	NR/15	51-70	L
D.15 2 vs. UAB	NR/NR	76-79	L
D.18 at Houston	NR/NR	69-83	L
D.22 TENNESSEE TECH	NR/NR	69-47	W
D.29 SAN DIEGO	NR/NR	72-81	L
D.31 FLORIDA INT	NR/NR	92-49	W
J.5 LOUISVILLE	NR/NR	75-89	L
J.12 * VANDERBILT	NR/13	79-73	OT W
J.15 * at Mississippi State	NR/NR	69-64	L
J.19 * at Florida	NR/NR	70-81	OT L
J.22 * TENNESSEE	NR/8	72-66	W
J.26 * SOUTH CAROLINA	NR/NR	78-70	W
F.2 * at Georgia	NR/NR	63-58	W
F.6 * at Auburn	NR/NR	66-63	W
F.9 * ALABAMA	NR/NR	62-52	W
F.12 * at Vanderbilt	NR/24	52-93	L
F.16 * at LSU	NR/NR	67-63	W
F.19 * GEORGIA	NR/NR	61-55	W
F.23 * ARKANSAS	NR/NR	63-58	W
F.27 * OLE MISS	NR/NR	58-54	W
M.2 * at Tennessee	NR/2	60-63	L
M.5 * at South Carolina	NR/NR	71-63	W
M.9 * FLORIDA	NR/NR	75-70	W

SEC Tournament (Atlanta, Ga.)

M.15 3 vs. Georgia	NR/NR	56-60	OT L
--------------------	-------	-------	------

NCAA First/Second Rounds (Anaheim, Calif.)

M.20 4 vs. Marquette	NR/25	66-74	L
----------------------	-------	-------	---

—Leading Scorers—

Joe Crawford (6-5, Sr.)	17.9
-------------------------	------

Patrick Patterson (6-8, Fr.)	16.4
Ramel Bradley (6-2, Sr.)	15.9
Jodie Meeks (6-4, So.)	8.8
Perry Stevenson (6-9, So.)	5.9

2008-09 (22-14, 8-8 SEC)

Coach: Billy Gillispie

N.14 VMI	NR/NR	103-111	L
N.18 at North Carolina	NR/1	58-77	L
N.22 1 DELAWARE STATE	NR/NR	71-42	W
N.24 1 LONGWOOD	NR/NR	91-57	W
N.28 2 vs. Kansas State	NR/NR	74-72	W
N.29 2 vs. West Virginia	NR/NR	54-43	W
D.3 LAMAR	NR/NR	103-61	W
D.6 MIAMI (FLA)	NR/21	67-73	L
D.7 MISSISSIPPI VALLEY ST.	NR/NR	88-65	W
D.13 INDIANA	NR/NR	72-54	W
D.20 3 vs. Appalachian State	NR/NR	93-69	W
D.22 TENNESSEE STATE	NR/NR	102-58	W
D.27 FLORIDA ATLANTIC	NR/NR	76-69	W
D.29 CENTRAL MICHIGAN	NR/NR	84-52	W
J.4 at Louisville	NR/18	71-74	L
J.10 * VANDERBILT	NR/NR	70-60	W
J.13 * at Tennessee	NR/24	90-72	W
J.18 * at Georgia	NR/NR	68-45	W
J.21 * AUBURN	NR/NR	73-64	W
J.24 * at Alabama	NR/NR	61-51	W
J.27 * at Ole Miss	NR/NR	80-85	L
J.31 * SOUTH CAROLINA	NR/NR	77-78	L
F.3 * MISSISSIPPI STATE	NR/NR	57-66	L
F.10 * FLORIDA	NR/NR	68-65	W
F.14 * at Arkansas	NR/NR	79-63	W
F.17 * at Vanderbilt	NR/NR	64-77	L
F.21 * TENNESSEE	NR/NR	77-58	W
F.25 * at South Carolina	NR/NR	59-77	L
F.28 * LSU	NR/18	70-73	L
M.4 * GEORGIA	NR/NR	85-90	L
M.7 * at Florida	NR/NR	53-60	L

SEC Tournament (Tampa, Fla.)

M.12 4 vs. Ole Miss	NR/NR	71-58	W
M.13 4 vs. LSU	NR/20	58-67	L

NIT

M.17 5 UNLV	NR/NR	70-60	W
M.23 6 at Creighton	NR/NR	65-63	W
M.25 7 at Notre Dame	NR/NR	67-77	L

2669-2386

- 1 Las Vegas Invitational (Lexington, Ky.)
- 2 Las Vegas Invitational (Orleans Arena, Las Vegas, Nev.)
- 3 Freedom Hall (Louisville)
- 4 St. Pete Times Forum (Tampa, Fla.)
- 5 Memorial Coliseum (Lexington, Ky.)
- 6 Qwest Center (Omaha, Neb.)
- 7 Joyce Center (South Bend, Ind.)

—Leading Scorers—

Jodie Meeks (6-4, Jr. G.)	23.7
Patrick Patterson (6-9, So., F.)	17.9
Perry Stevenson (6-9, Jr., F.)	7.8
Ramon Harris (6-7, Jr., G.)	5.5
Darius Miller (6-7, Fr., G.)	5.3

JOHN CALIPARI ERA (2010-PRESENT)

2009-10 (35-3, 14-2 SEC)

SEC Champions; SEC East Champions; SEC Tournament Champions;

Ranked 2nd AP, 5th USA Today/ESPN

Coach: John Calipari

N.13 MOREHEAD STATE	4/NR	75-59	W
N.16 MIAMI (OHIO)	4/NR	72-70	W
N.19 1 SAM HOUSTON STATE	4/NR	102-92	W
N.21 1 RIDER	4/NR	92-83	W
N.24 2 vs. Cleveland State	5/NR	73-49	W
N.25 2 vs. Stanford	5/NR	73-65	OT W
N.30 3 vs. UNC Asheville	5/NR	94-57	W
D.5 NORTH CAROLINA	5/10	68-66	W
D.9 4 at Connecticut	4/14	64-61	W
D.12 at Indiana	4/NR	90-73	W
D.19 AUSTIN PEAY	3/NR	90-69	W
D.21 DREXEL	3/NR	88-44	W
D.23 LONG BEACH STATE	3/NR	86-73	W
D.29 HARTFORD	3/NR	104-61	W
J.2 LOUISVILLE	3/NR	71-62	W
J.9 * GEORGIA	3/NR	76-68	W
J.12 * at Florida	2/NR	89-77	W
J.16 * at Auburn	2/NR	72-67	W
J.23 * ARKANSAS	2/NR	101-70	W
J.26 * at South Carolina	1/NR	62-68	L
J.30 * VANDERBILT	1/21	85-72	W
F.2 * OLE MISS	4/25	85-75	W
F.6 * at LSU	4/NR	81-55	W
F.9 * ALABAMA	3/NR	66-55	W
F.13 * TENNESSEE	3/12	73-62	W
F.16 * at Mississippi State	3/NR	81-75	OT W
F.20 * at Vanderbilt	2/17	58-56	W
F.25 * SOUTH CAROLINA	2/NR	82-61	W
F.27 * at Tennessee	2/19	65-74	L
M.3 * at Georgia	3/NR	80-69	W
M.7 * FLORIDA	3/NR	74-66	W

SEC Tournament (Nashville, Tenn.)

M.12 5 vs. Alabama	2/NR	73-67	W
M.13 5 vs. Tennessee	2/15	74-45	W
M.14 5 vs. Mississippi State	2/NR	75-74	OT W

NCAA Tournament First/Second Rounds (New Orleans)

M.18 6 vs. East Tennessee State	2/NR	100-71	W
M.20 6 vs. Wake Forest	2/NR	90-60	W

NCAA Tournament East Regional (Syracuse, N.Y.)

M.25 7 vs. Cornell	2/NR	62-45	W
M.27 7 vs. West Virginia	2/6	66-73	L

3012-2468

- 1 Cancun Challenge (Rupp Arena, Lexington, Ky.)
- 2 Cancun Challenge (Moon Palace Resort, Cancun, Mexico)
- 3 Freedom Hall (Louisville, Ky.)
- 4 SEC/Big East Challenge (Madison Square Garden, New York)
- 5 Bridgestone Arena, Nashville, Tenn.

- 6 New Orleans Arena, New Orleans
- 7 Carrier Dome, Syracuse, N.Y.

—Leading Scorers—

John Wall (6-4, Fr.)	16.6
DeMarcus Cousins (6-11, Fr.)	15.1
Patrick Patterson (6-9, Jr.)	14.3
Eric Bledsoe (6-1, Fr.)	11.3
Darius Miller (6-7, So.)	6.5

2010-11 (29-9, 10-6 SEC)

SEC Tournament Champions; NCAA Final Four; Ranked 11th AP, 3rd USA Today/ESPN

Coach: John Calipari

N.12 E. TENNESSEE ST.	11/NR	88-65	W
N.19 1 Portland	12/NR	79-48	W
N.22 2 Oklahoma	8/NR	76-64	W
N.23 2 Washington	8/13	74-67	W
N.24 2 Connecticut	8/NR	67-84	L
N.30 BOSTON	10/NR	91-57	W
D.4 at North Carolina	10/NR	73-75	L
D.8 3 Notre Dame	17/23	72-58	W
D.11 INDIANA	17/NR	81-62	W
D.18 MISS. VALLEY ST.	17/NR	85-60	W
D.22 WINTHROP	13/NR	89-52	W
D.28 COPPIN STATE	11/NR	91-61	W
D.31 at Louisville	11/22	78-63	W
J.3 PENN	10/NR	86-62	W
J.8 * at Georgia	10/NR	70-77	L
J.11 * AUBURN	13/NR	78-54	W
J.15 * LSU	13/NR	82-44	W
J.18 * at Alabama	12/NR	66-68	L
J.22 * at South Carolina	12/NR	67-58	W
J.29 * GEORGIA	14/NR	66-60	W
F.1 * at Ole Miss	10/NR	69-71	L
F.5 * at Florida	10/NR	68-70	L
F.8 * TENNESSEE	18/NR	73-61	W
F.12 * at Vanderbilt	18/23	77-81	L
F.15 * MISSISSIPPI STATE	22/NR	85-79	W
F.19 * SOUTH CAROLINA	22/NR	90-59	W
F.23 * at Arkansas	22/NR	OT 76-77	L
F.26 * FLORIDA	22/13	76-68	W
M.1 * VANDERBILT	20/21	68-66	W
M.6 * at Tennessee	20/NR	64-58	W

SEC Tournament (Atlanta)

M.11 4 Ole Miss	15/NR	75-66	W
M.12 4 Alabama	15/NR	72-58	W
M.13 4 Florida	15/12	70-54	W

NCAA First/Second Rounds (Tampa, Fla.)

M.17 5 Princeton	11/NR	59-57	W
M.19 5 West Virginia	11/22	71-63	W

NCAA East Regional (Newark, N.J.)

M.25 6 Ohio State	11/1	62-60	W
M.27 6 North Carolina	11/7	76-69	W

NCAA Final Four (Houston)

A.2 7 Connecticut	1/19	55-56	L
-------------------	------	-------	---

2,845-2,412

- 1 Rose Garden (Portland, Ore.)
- 2 EA Sports Maui Invitational (Lahaina Civic Center, Maui, Hawaii)
- 3 SEC/Big East Invitational (Freedom Hall, Louisville, Ky.)
- 4 Georgia Dome (Atlanta)
- 5 St. Pete Times Forum (Tampa, Fla.)
- 6 Prudential Center (Newark, N.J.)
- 7 Reliant Stadium (Houston)

—Leading Scorers—

Brandon Knight (6-3 Fr. G.)	17.3
Terrence Jones (6-8 Fr. F.)	15.7
Doron Lamb (6-4 Fr. G.)	12.3
Darius Miller (6-7 Jr. G.)	10.9
DeAndre Liggins (6-6 Jr. G.)	8.6



2011 - 2012 NATIONAL CHAMPIONSHIP TEAM

2011-12 (38-2, 16-0 SEC)

National Champions; SEC Champions; SEC East Champions; Ranked 1st AP, 1st USA Today/ESPN

Coach: John Calipari

N.11 MARIST	2/NR	108-58	W
N.15 1 vs. Kansas	2/12	75-65	W
N.19 2 vs. Penn State	2/NR	85-47	W
N.20 2 vs. Old Dominion	2/NR	62-52	W

SERIES RECORDS VS. OPPONENTS

School	W	L	Last Time	Date	School	W	L	Last Time	Date	School	W	L	Last Time	Date	School	W	L	Last Time	Date
Advent Memorial	0	1	L, 41-27	1/18/1909	Eastern Michigan	1	0	W, 90-38	1/2/13	Massachusetts	5	1	W, 82-68	12/22/06	Sewanee	6	0	W, 60-15	2/15/34
Air Force	1	0	W, 78-58	12/17/65	East Carolina	1	0	W, 86-52	12/20/85	Memphis	0	1	L, 80-63	11/22/06	South Carolina	47	10	W, 77-55	2/5/13
Akron	2	0	W, 83-64	11/28/81	East Tennessee St.	4	0	W, 88-65	11/12/10	Mercer	2	1	W, 82-51	11/19/98	South Carolina St.	1	0	W, 82-67	3/13/98
Alabama	102	37	L, 59-55	1/22/13	Florida	94	34	W, 61-57	3/9/13	Mexico	3	0	W, 56-26	1/24/42	Southern Cal	0	3	L, 80-76	3/22/01
Alaska-Anchorage	5	0	W, 62-42	12/27/99	Florida A&M	1	0	W, 96-76	3/19/04	Mexico YMCA	1	0	W, 25-14	1/8/24	SMU	3	2	L, 56-54	12/4/84
Alcorn State	1	0	W, 94-63	1/2/03	Florida Atlantic	1	0	W, 76-69	12/27/08	Miami (Fla.)	3	1	L, 67-73	12/6/08	South Dakota State	1	0	W, 71-54	11/13/05
Alumni	4	0	W, 62-25	12/7/40	Florida International	1	0	W, 92-49	12/31/07	Miami (Ohio)	22	4	W, 72-70	11/16/09	St. Andrews	1	1	L, 50-25	2/26/15
American	1	0	W, 75-52	12/23/97	Florida State	6	2	W, 106-81	3/27/93	Michigan	4	2	L, 81-78 ^{ot}	4/3/93	St. Bonaventure	1	0	W, 85-80	2ot3/16/00
Appalachian State	1	0	W, 93-69	12/20/08	Fort Benning	1	0	W, 81-25	1/7/46	Michigan State	12	10	L, 94-88 ^{2ot}	3/27/05	St. John's	11	5	W, 81-59	12/1/11
Arizona	2	3	L, 63-51	11/26/99	Fort Knox	7	0	W, 80-41	12/1/47	Middle Tennessee	0	1	L, 50-44	3/11/82	St. Joseph's	2	0	W, 102-72	3/20/97
Arizona State	3	0	W, 82-65	11/25/02	Furman	1	0	W, 104-73	12/19/89	Minnesota	4	1	W, 78-69	3/29/97	Stony Brook	1	0	W, 62-52	11/27/07
Arkansas	25	9	L, 73-60	3/2/13	Gardner-Webb	0	1	L, 68-84	11/07/07	Mississippi State	89	20	W, 85-55	2/27/13	Texas Louis	8	9	W, 88-61	3/15/98
Arkansas-Little Rock	1	0	W, 73-51	1/3/12	George Washington	1	0	W, 70-55	11/24/97	Miss. Valley State	3	0	W, 85-60	12/18/10	Stanford	3	0	W, 73-65	ot11/25/09
Arkansas State	1	0	W, 75-6	1/8/45	Georgia	115	26	L, 72-62	3/7/13	Missouri	5	0	W, 90-83 ^{ot}	2/23/13	Syracuse	8	3	L, 52-50	3/18/00
Army	1	0	W, 80-65	12/21/68	Georgia State	2	0	W, 73-46	12/6/05	Montana	1	0	W, 81-69	3/13/97	Temple	14	4	W, 56-52	12/8/62
Ashland YMCA	2	0	W, 30-19	1/20/14	Georgia Tech	56	15	L, 86-84	12/9/00	Moore Hill	1	0	W, 32-11	2/14/1906	Tennessee	149	67	L, 88-58	2/16/13
Auburn	88	17	W, 72-62	2/9/13	Georgetown (Ky.)	35	15	W, 39-19	12/2/38	Morehead St.	10	0	W, 81-70	11/21/12	Tennessee-Martin	1	0	W, 124-50	11/26/94
Austin Peay	5	0	W, 90-69	12/19/09	Georgetown	0	2	L, 53-40	3/31/84	Mount St. Mary's	1	0	W, 113-67	3/16/95	Tennessee State	4	0	W, 102-58	12/22/08
Ball State	1	0	W, 73-53	11/23/04	Gonzaga	1	0	W, 80-72	11/27/02	Navy	3	1	W, 80-69	1/25/87	Tennessee Tech	5	0	W, 69-47	12/22/07
Baylor	7	1	L, 64-55	12/1/12	Great Lakes	0	2	L, 53-39	3/6/43	Nebraska	2	1	W, 85-60	12/15/72	Texas	1	0	W, 86-61	12/21/93
Berea	11	0	W, 56-32	12/4/44	Hardin-Simmons	1	0	W, 83-55	12/1/65	New Albany YMCA	0	1	L, 29-12	2/12/1906	Texas A&M	3	2	W, 72-68 ^{ot}	2/2/13
Bethany	1	0	W, 24-11	2/4/11	Hartford	1	0	W, 104-61	12/29/09	New Mexico State	1	0	W, 82-60	3/12/99	TCU	2	0	W, 124-80	1/20/96
Boston University	3	0	W, 91-57	11/30/10	Hawaii	2	0	W, 86-59	11/28/87	New York U.	0	2	L, 41-28	1/8/36	Texas Southern	1	0	W, 83-35	11/24/07
Bowling Green	2	1	L, 56-54	12/16/88	High Point	3	0	W, 75-55	11/29/05	Niagara	1	0	W, 67-61	3/13/76	Texas State	1	0	W, 82-36	12/10/91
Bradley	3	0	W, 79-58	11/30/79	Holy Cross	3	0	W, 72-68	3/15/01	North Carolina	13	22	W, 73-72	12/3/11	Texas Tech	4	0	W, 83-68	12/17/94
BYU	3	0	W, 93-68	3/17/84	Houston	3	1	L, 69-83	12/18/07	UNC-Asheville	3	0	W, 94-57	11/20/09	Toledo	1	0	W, 63-54	11/27/84
Butler	4	0	W, 90-53	11/27/82	Idaho	2	0	W, 91-35	12/17/55	N.C. State	3	1	L, 54-51	2/2/86	Transylvania	7	7	W, 30-24	3/3/11
California	2	0	W, 89-71	11/28/88	Illinois	11	4	W, 54-51	3/24/84	Northern Colorado	1	0	W, 106-73	12/1/59	Tufts	1	0	W, 66-56	3/24/45
Campbell	1	0	W, 82-50	12/19/04	Indiana	32	24	W, 102-90	3/23/12	Northwestern	7	1	L, 89-77	12/1/75	Tulane	41	5	W, 76-60	12/10/02
Canisius	2	0	W, 81-54	12/10/97	Indiana Central	4	0	W, 94-61	12/3/49	Northwestern State	1	1	L, 85-82	12/7/88	Tulsa	5	0	W, 87-82	3/16/02
Carnegie Tech	2	0	W, 61-14	12/28/43	Iona	6	0	W, 73-67	12/23/05	Notre Dame	42	19	L, 64-50	11/29/12	UAB	2	3	L, 76-79	12/15/07
Centenary	3	1	W, 70-18	12/27/40	Iowa	5	3	L, 67-63	11/21/05	Oglethorpe	1	0	W, 81-12	12/13/34	UCLA	6	4	L, 73-68	11/21/06
Central	7	9	W, 52-10	2/1/12	Iowa State	3	0	W, 87-71	3/17/12	Ohio	14	1	W, 71-63	12/30/05	UNLV	4	0	W, 70-60	3/17/09
Central Arkansas	1	0	W, 67-40	11/06/07	IUPUI	1	0	W, 95-64	3/21/03	Ohio State	11	8	W, 62-60	3/25/11	Utah	9	2	W, 62-52	3/25/05
Central Florida	1	0	W, 59-57	1/3/06	Jacksonville	1	1	W, 107-91	12/18/81	Ohio Wesleyan	0	1	L, 37-19	2/9/11	Utah State	1	0	W, 92-64	12/23/57
Central Michigan	2	0	W, 84-52	12/29/08	Jacksonville State	1	0	W, 91-48	11/21/00	Oklahoma	3	0	W, 76-64	11/22/10	UTEP	0	1	L, 72-65	3/19/66
Centre	18	10	W, 47-11	2/13/29	Kansas	21	6	W, 67-59	4/2/12	Oklahoma State	3	1	W, 90-65	12/21/74	Valparaiso	1	0	W, 83-68	3/14/02
CCNY	0	1	L, 89-50	3/14/50	Kansas State	8	0	W, 74-72	11/28/08	Old Dominion	2	0	W, 62-52	11/20/11	Vanderbilt	139	45	L, 64-48	3/15/13
Chaminade	1	0	W, 89-57	11/26/85	Kent St.	1	0	W, 82-68	11/28/01	Ole Miss	100	13	W, 87-74	1/29/13	Vernon (Ind.)	1	0	W, 34-14	2/13/1906
Charlotte	2	0	W, 84-81	12/19/87	Kentucky State	1	0	W, 118-63	12/15/01	Oregon	1	0	W, 95-68	12/16/72	Villanova	6	0	W, 67-58	3/16/07
Chattanooga	12	0	W, 87-62	12/17/11	*Ky. Wesleyan	8	2	W, 57-18	12/10/38	Oregon State	3	0	W, 82-74	12/20/75	Virginia	6	3	L, 75-61	11/26/02
Chicago	2	0	W, 42-16	1/2/35	Lafayette	1	0	W, 101-49	11/16/12	Otterbien	0	1	L, 41-27	2/10/11	Virginia Tech	3	1	W, 84-60	3/16/96
Christ Church	0	4	L, 30-19	3/1/13	Lamar	3	0	W, 86-64	12/28/11	Pennsylvania	5	0	W, 86-62	1/3/11	VMI	5	3	L, 111-103	11/14/08
Cincinnati	27	10	W, 69-60	3/19/05	LaSalle	3	0	W, 109-77	12/2/78	Penn State	3	1	W, 85-47	11/19/11	Wabash	1	1	W, 96-24	12/28/46
Cincinnati YMCA	0	2	L, 38-9	1/27/1906	Lexington High	1	1	L, 36-29	1/13/1910	Pepperdine	1	0	W, 88-56	12/21/85	Wake Forest	5	0	W, 90-60	3/20/10
Clemson	12	4	W, 76-61	11/29/97	Lexington YMCA	2	5	L, 27-25	1/24/13	Phillips Oilers	0	1	L, 53-49	3/31/48	Wash.U St. Louis	2	0	W, 69-39	2/7/48
Cleveland State	1	0	W, 73-49	11/24/09	Liberty	2	0	W, 80-54	11/21/07	Pittsburgh	4	2	L, 68-56	11/27/98	Washington	2	0	W, 74-67	11/23/10
College of Charleston	2	0	W, 77-61	11/28/06	Lipscomb	2	0	W, 88-50	12/15/12	Portland	4	0	W, 74-46	12/8/12	Washington & Lee	12	1	W, 94-66	12/1/56
Colorado	1	0	W, 64-52	11/26/98	Long Beach State	1	0	W, 86-73	12/23/09	Portland State	1	0	W, 114-88	12/16/77	Washington State	1	0	W, 97-75	12/20/74
Columbia	1	0	W, 76-53	3/18/48	LIU-Brooklyn	3	1	W, 104-75	11/23/12	Princeton	3	1	W, 59-57	3/17/11	Wayne	1	0	W, 84-64	3/16/56
Connecticut	1	3	L, 55-56	4/2/11	Longwood	1	0	W, 91-57	11/24/08	Providence	1	0	W, 79-78	3/18/76	West Carolina	2	0	W, 82-55	2/6/97
Coppin State	2	0	W, 91-61	12/28/10	LSU	83	24	W, 75-70	1/26/13	Purdue	6	2	W, 89-75	12/3/97	Western Kentucky	4	2	W, 81-66	3/15/12
Cornell	1	1	W, 62-45	3/25/10	Louisville	30	15	L, 80-77	12/29/12	Radford	1	0	W, 88-40	11/23/11	Western Ontario	4	0	W, 90-18	12/10/49
Creighton	8	4	W, 65-63	3/23/09	Louisville Coliseum	1	1	L, 30-18	2/22/08	Rhode Island	1	0	W, 46-45	3/20/46	West Texas State	2	0	W, 121-67	12/4/78
Cumberland	4	1	W, 37-21	1/15/21	Louisville YMCA	1	0	W, 30-21	1/17/14	Rider	3	0	W, 92-63	11/21/09	West Virginia	14	5	W, 71-63	3/19/11
Dartmouth	3	1	W, 102-77	12/21/73	Louisville YMHA	1	0	W, 59-12	1/31/14	Robert Morris	1	1	L, 59-57	3/19/13	William & Mary	1	0	W, 92-47	12/22/04
Davidson	1	0	W, 75-55	3/14/86	Loyola (Ill.)	4	3	L, 100-91	3/14/64	Rose Polytechnic	1	1	W, 33-12	1/30/17	Winthrop	2	0	W, 89-52	12/22/10
Dayton	3	2	L, 68-66	11/29/99	Loyola (La.)	1	0	W, 86-64	12/30/63	Rutgers	1	0	W, 60-54	12/28/92	Wisconsin	3	1	W, 63-57	3/27/03
Delaware State	1	0	W, 71-42	11/22/08	Loyola (Md.)	1	0	W											

KENTUCKY

VS. D1 CONFERENCES

IN THE **SEC**

1,032-304

Alabama	102-37
Arkansas	25-9
Auburn	88-17
Florida	94-34
Georgia	115-26
LSU	83-24
Mississippi	100-13
Mississippi State	89-20
Missouri	1-0
South Carolina	47-10
Tennessee	149-67
Texas A&M	1-1
Vanderbilt	138-46

America East	6-0
Boston University	3-0
Maine	1-0
Stony Brook	1-0
Hartford	1-0

Atlantic 10	78-18
Charlotte	2-0
Dayton	3-2
Duquesne	1-0
George Washington	1-0
La Salle	3-0
Massachusetts	5-1
Rhode Island	1-0
St. Bonaventure	1-0
St. Joseph's (Pa.)	2-0
Saint Louis	8-9
Temple	14-4
Xavier (Ohio)	37-2

ACC	127-63
Clemson	12-4
Duke	11-9
Florida State	6-2
Georgia Tech	56-15
Maryland	9-5
Miami (Florida)	3-1
North Carolina	13-22
North Carolina State	3-1
Virginia	6-3
Virginia Tech	3-1
Wake Forest	5-0

Atlantic Sun	10-3
Campbell	1-0
East Tennessee State	4-0
Gardner-Webb	0-1
Jacksonville	1-1
Lipscomb	2-0
Mercer	2-1

Big East	171-75
Cincinnati	27-10
Connecticut	1-3
DePaul	18-3
Georgetown	0-2
Louisville	30-15
Marquette	7-7
Notre Dame	43-18
Pittsburgh	4-2
Providence	1-0
Rutgers	1-0
St. John's (N.Y.)	11-5
Seton Hall	1-1
Syracuse	8-3
Villanova	6-0
West Virginia	14-5
Big Sky	2-0
Montana	1-0
Portland State	1-0

Big South	16-3
High Point	3-0
Liberty	2-0

Radford	1-0
UNC Asheville	3-0
VMI	5-3
Winthrop	2-0

Big Ten	97-57
Illinois	11-4
Indiana	32-24
Iowa	5-3
Michigan	4-2
Michigan State	12-10
Minnesota	4-1
Northwestern	7-1
Ohio State	11-8
Penn State	3-1
Purdue	6-2
Wisconsin	3-1

Big 12	59-10
Baylor	7-1
Colorado	1-0
Iowa St.	3-0
Kansas	21-6
Kansas State	8-0
Missouri	4-0
Nebraska	2-1
Oklahoma	3-0
Oklahoma State	3-1
Texas	1-0
Texas A&M	2-1
Texas Tech	4-0

Big West	1-0
Long Beach State	1-0

Colonial	6-0
Drexel	1-0
Georgia State	2-0
Old Dominion	2-0
William & Mary	1-0

Conf. USA	68-13
East Carolina	1-0
Houston	3-1
Marshall	12-0
Memphis	0-1
SMU	3-2
UAB	2-3
UCF	1-0
UTEP	0-1
Tulane	41-5
Tulsa	5-0

Horizon	15-4
Butler	4-0
Cleveland State	1-0
Detroit	1-1
Loyola (Ill.)	4-3
Valparaiso	1-0
Wisc.-Green Bay	1-0
Wright St.	3-0

Independent	1-0
Longwood	1-0

Ivy	14-3
Columbia	1-0
Cornell	1-1
Dartmouth	3-1
Pennsylvania	5-0
Princeton	3-1
Yale	1-0

MEAC	5-0
Coppin State	2-0
Delaware State	1-0
Florida A&M	1-0
South Carolina State	1-0

Metro Atlantic	14-0
Canisius	2-0
Iona	6-0
Loyola (Md.)	1-0
Marist	1-0
Niagara	1-0
Rider	3-0

Mid-American	46-6
Akron	2-0
Ball State	1-0
Bowling Green	2-1
Eastern Michigan	1-0
Central Michigan	2-0
Kent State	1-0
Miami (Ohio)	22-4
Ohio	14-1
Toledo	1-0

Missouri Valley	11-4
Bradley	3-0
Creighton	8-4

Mountain West	21-2
Air Force	1-0
Brigham Young	3-0
UNLV	4-0
TCU	2-0
Utah	9-2
Wyoming	2-0

Northeast	5-2
LIU-Brooklyn	3-1
Mount St. Mary's (Md.)	1-0
Robert Morris	1-1

Ohio Valley	35-0
Austin Peay	5-0
Eastern Kentucky	10-0
Jacksonville State	1-0
Morehead State	10-0
Tennessee-Martin	1-0
Tennessee State	3-0
Tennessee Tech	5-0

Pacific 10	23-10
Arizona	2-3
Arizona State	3-0
California	2-0
Oregon	1-0

Oregon State	3-0
Southern California	0-3
Stanford	3-0
UCLA	6-4
Washington	2-0
Washington State	1-0

Patriot League	9-1
American	1-0
Army	1-0
Holy Cross	3-0
Lafayette	1-0
Navy	3-1

Southern	20-0
Chattanooga	12-0
College of Charleston	2-0
Davidson	1-0
Furman	1-0
Samford	2-0
Western Carolina	2-0

Southland	6-1
Sam Houston State	1-0
Lamar	3-0
Northwestern State	1-1
Texas State	1-0

Summit League	4-1
Centenary	3-1
IUPUI	1-0

Sun Belt	9-3
Arkansas Little Rock	1-0
Arkansas State	1-0
Florida Atlantic	1-0
Florida International	1-0
New Mexico State	1-0
Middle Tennessee State	0-1
Western Kentucky	4-2

SWAC	5-0
Alcorn State	1-0
Mississippi Valley St.	3-0
Texas Southern	1-0

West Coast	8-1
Gonzaga	1-0
Pepperdine	1-0
Portland	4-0
San Diego	0-1
San Francisco	1-0
Santa Clara	1-0

WAC	7-0
Hawaii	2-0
Idaho	2-0
New Mexico State	1-0
San Jose State	1-0
Utah State	1-0

SCORES

VS. ALL OPPONENTS

Advent Memorial (AM leads, 1-0)

Year	Score	Site
1909:	L, 41-27	at Walnut Hills, Ohio at Walnut Hills, Ohio: AM leads, 1-0

Air Force (UK leads, 1-0)

Year	Score	Site
1966:	W, 78-58	at Lexington at Lexington: UK leads, 1-0

Akron (UK leads, 2-0)

Year	Score	Site
1937:	W, 32-22	at Cincinnati
1982:	W, 83-64	at Lexington at Lexington: UK leads, 1-0 at Neutral Sites: UK leads, 1-0 at Cincinnati: UK leads, 1-0

Alabama (UK leads, 102-37)

Year	Score	Site
1923:	L, 45-35	at Lexington
1925:	L, 24-13	at Tuscaloosa, Ala.
1926:	W, 27-16	at Lexington
1929:	L, 27-26	at Lexington
1932:	W, 50-22	at Lexington
1933:	W, 35-21	at Birmingham, Ala.
1934:	W, 33-28	at Birmingham, Ala. W, 26-21 at Lexington
1935:	W, 33-26	at Birmingham, Ala. W, 25-16 at Lexington
1936:	W, 32-30	at Tuscaloosa, Ala. W, 40-34 at Lexington
1937:	W, 38-27	at Birmingham, Ala. L, 34-31 at Lexington
1938:	W, 57-31	at Birmingham, Ala. W, 28-21 at Lexington
1939:	L, 41-38	at Birmingham, Ala. W, 45-27 at Lexington
1940:	L, 36-32	at Birmingham, Ala. W, 83-64 at Lexington
1941:	W, 38-36	at Tuscaloosa, Ala. W, 46-38 at Lexington W, 39-37 at Louisville (SEC)
1942:	L, 41-35	at Tuscaloosa, Ala. W, 50-34 at Lexington W, 36-34 at Louisville (SEC)
1943:	L, 41-32	at Tuscaloosa, Ala. W, 67-41 at Lexington
1945:	W, 52-41	at Louisville (SEC)
1946:	W, 59-30	at Louisville (SEC)
1947:	W, 48-37	at Tuscaloosa, Ala. W, 63-33 at Lexington
1948:	W, 41-31	at Tuscaloosa, Ala. W, 63-33 at Lexington
1949:	W, 56-40	at Tuscaloosa, Ala. W, 74-32 at Lexington
1950:	W, 66-64	at Tuscaloosa, Ala. W, 77-57 at Lexington
1951:	W, 65-48	at Lexington
1952:	W, 71-67	at Tuscaloosa, Ala.
1954:	W, 68-43	at Tuscaloosa, Ala.
1955:	W, 66-52	at Lexington
1956:	L, 101-77	at Montgomery, Ala.
1957:	W, 79-60	at Lexington
1958:	W, 45-43OT	at Montgomery, Ala.
1959:	W, 39-32	at Lexington
1960:	W, 75-55	at Montgomery, Ala.
1961:	W, 80-53	at Lexington
1962:	W, 73-65	at Tuscaloosa, Ala.
1963:	W, 80-63	at Lexington
1964:	L, 65-59	at Tuscaloosa, Ala.
1965:	L, 75-71	at Tuscaloosa, Ala. W, 78-72 at Lexington
1966:	W, 82-62	at Lexington

W, 90-67	at Tuscaloosa, Ala.
1967:	L, 81-71 at Tuscaloosa, Ala. W, 110-78 at Lexington
1968:	W, 84-76 at Tuscaloosa, Ala. W, 96-83 at Lexington
1969:	W, 83-70OT at Tuscaloosa, Ala. W, 108-79 at Lexington
1970:	W, 86-71 at Lexington W, 98-89 at Tuscaloosa, Ala. W, 86-73 at Tuscaloosa, Ala.
1971:	W, 101-74 at Lexington W, 77-74 at Lexington
1972:	W, 77-74 at Lexington L, 73-70 at Tuscaloosa, Ala.
1973:	W, 95-93 at Tuscaloosa, Ala. W, 111-95 at Lexington
1974:	L, 81-77 at Tuscaloosa, Ala. L, 94-71 at Lexington
1975:	W, 74-69 at Lexington W, 84-79 at Tuscaloosa, Ala.
1976:	L, 76-63 at Tuscaloosa, Ala. W, 90-85 at Lexington
1977:	W, 87-85 at Tuscaloosa, Ala. W, 85-70 at Lexington
1978:	L, 78-62 at Tuscaloosa, Ala. W, 97-84 at Lexington
1979:	L, 55-52 at Tuscaloosa, Ala. W, 80-71 at Lexington
1980:	W, 101-100 at Birmingham, Ala. (SEC)
1980:	L, 78-64 at Lexington W, 72-63 at Tuscaloosa, Ala.
1981:	L, 59-55 at Tuscaloosa, Ala. W, 77-62 at Lexington
1982:	W, 86-69 at Lexington W, 72-62 at Tuscaloosa, Ala. L, 48-46 at Lexington (SEC)
1983:	L, 74-67 at Tuscaloosa, Ala. W, 76-70 at Lexington L, 69-64 at Birmingham, Ala. (SEC)
1984:	W, 76-66 at Lexington L, 69-62 at Tuscaloosa, Ala. W, 48-46 at Nashville, Tenn. (SEC)
1985:	L, 60-58 at Tuscaloosa, Ala. W, 51-48 at Lexington
1986:	W, 76-52 at Lexington W, 73-71 at Tuscaloosa, Ala. W, 83-72 at Lexington (SEC)
1987:	W, 68-63 at Atlanta (NCAA) L, 69-55 at Lexington
1988:	W, 70-69 at Tuscaloosa, Ala. W, 63-55 at Tuscaloosa, Ala. W, 82-68 at Lexington
1989:	L, 76-64 at Tuscaloosa, Ala. L, 71-67 at Lexington
1990:	W, 82-65 at Lexington L, 83-58 at Tuscaloosa, Ala.
1991:	L, 88-83 at Tuscaloosa, Ala. W, 79-73 at Lexington
1992:	W, 107-83 at Lexington W, 80-54 at Birmingham, Ala. (SEC)
1993:	W, 73-59 at Tuscaloosa, Ala.
1994:	W, 82-67 at Lexington
1995:	W, 72-52 at Tuscaloosa, Ala.
1996:	W, 84-65 at Lexington
1997:	W, 75-61 at Tuscaloosa, Ala.
1998:	W, 70-67 at Louisville W, 82-71 at Atlanta (SEC)
1999:	L, 62-58 at Tuscaloosa, Ala.
2000:	W, 66-54 at Lexington
2001:	L, 70-60 at Tuscaloosa, Ala.
2002:	L, 64-61 at Lexington
2003:	W, 63-46 at Tuscaloosa, Ala.

2004:	W, 66-55 at Lexington
2005:	W, 78-71 at Tuscaloosa, Ala.
2006:	L, 68-64 at Lexington W, 68-61 at Nashville, Tenn. (SEC)
2007:	L, 72-61 at Tuscaloosa, Ala. W, 79-67 at Atlanta (SEC)
2008:	W, 62-52 at Lexington
2009:	W, 61-51 at Tuscaloosa, Ala.
2010:	W, 66-55 at Lexington W, 73-67 at Nashville, Tenn. (SEC)
2011:	L, 66-68 at Tuscaloosa, Ala. W, 72-58 at Atlanta (SEC)
2012:	W, 77-71 at Lexington
2013:	L, 59-55 at Tuscaloosa, Ala. at Lexington: UK leads, 53-10 at Tuscaloosa, Ala.: UK leads, 28-23 at Neutral Sites: UK leads, 21-4 at Atlanta: UK leads, 4-0 at Birmingham, Ala.: UK leads, 7-3 at Louisville: UK leads, 5-0 at Montgomery, Ala.: UK leads, 2-1 at Nashville, Tenn.: UK leads, 3-0

Alaska-Anchorage (UK leads, 5-0)

Year	Score	Site
1980:	W, 52-17	at Anchorage, Alaska (GAS)
1981:	W, 53-20	at Lexington (UKIT)
1988:	W, 55-8	at Lexington
1997:	W, 62-25	at Anchorage, Alaska (GAS)
2000:	W, 62-42	at Lexington at Lexington: UK leads, 3-0 at Anchorage, Alaska: UK leads, 2-0

Alcorn State (UK leads, 1-0)

Year	Score	Site
2003:	W, 94-63	at Lexington at Lexington: UK leads, 1-0

Alumni (UK leads, 4-0)

Year	Score	Site
1931:	W, 52-17	at Lexington
1932:	W, 53-20	at Lexington
1933:	W, 55-8	at Lexington
1941:	W, 62-25	at Lexington at Lexington: UK leads, 4-0

Appalachian St. (UK leads, 1-0)

Year	Score	Site
2008:	W, 93-69	at Louisville at Neutral Sites: UK leads, 1-0 at Louisville: UK leads, 1-0

American (UK leads, 1-0)

Year	Score	Site
1998:	W, 75-52	at Lexington at Neutral Sites: UK leads, 1-0 at Louisville: UK leads, 1-0

Arizona (UA leads, 3-2)

Year	Score	Site
1946:	W, 77-53	at New York (NIT)
1994:	W, 93-92	at Maui, Hawaii (Maui)
1997:	L, 84-79OT	at Indianapolis (NCAA)
1998:	L, 89-74	at Maui, Hawaii (Maui)
2000:	L, 63-51	at New York (PreNIT) at Neutral Sites: UA leads, 3-2

at Indianapolis: UA leads, 1-0
at Maui, Hawaii: Tied, 1-1
at New York: Tied, 1-1

Arizona State (UK leads, 3-0)

Year	Score	Site
1992:	W, 94-68	at Lexington
1995:	W, 97-73	at Birmingham, Ala. (NCAA)
2003:	W, 82-65	at Maui, Hawaii (Maui) at Lexington: UK leads, 1-0 at Neutral Sites: UK leads, 2-0 at Birmingham, Ala.: UK leads, 1-0 at Maui, Hawaii: UK leads, 1-0

Arkansas (UK leads, 25-9)

Year	Score	Site
1946:	W, 67-42	at Lexington
1949:	W, 76-39	at Lexington
1950:	W, 57-53	at Fayetteville, Ark.
1978:	W, 65-59	at St. Louis (NCAA)
1992:	L, 105-88	at Lexington
1993:	L, 101-94	at Fayetteville, Ark. W, 92-81 at Lexington (SEC)
1994:	L, 90-82	at Lexington W, 90-78 at Memphis, Tenn. (SEC)
1995:	L, 94-92	at Fayetteville, Ark. W, 95-93OT at Atlanta (SEC)
1996:	W, 88-73	at Lexington W, 95-75 at New Orleans (SEC)
1997:	W, 83-73	at Fayetteville, Ark.
1998:	W, 80-77OT	at Lexington W, 99-74 at Atlanta (SEC)
1999:	L, 74-70	at Fayetteville, Ark. W, 76-63 at Atlanta (SEC)
2000:	W, 60-55	at Lexington L, 86-72 at Atlanta (SEC)
2001:	L, 82-78	at Fayetteville, Ark. W, 87-78 at Nashville, Tenn. (SEC)
2002:	W, 71-58	at Lexington
2003:	W, 66-50	at Fayetteville, Ark.
2004:	W, 73-56	at Fayetteville, Ark.
2005:	W, 68-67	at Fayetteville, Ark.
2006:	W, 80-78	at Lexington
2007:	W, 82-74	at Fayetteville, Ark.
2008:	W, 63-58	at Lexington
2009:	W, 79-63	at Fayetteville, Ark.
2010:	W, 101-70	at Lexington
2011:	L, 76-77OT	at Fayetteville, Ark.
2012:	W, 86-63	at Lexington
2013:	L, 73-60	at Fayetteville, Ark. at Lexington: UK leads, 12-2 at Fayetteville, Ark.: Tied, 6-6 at Neutral Sites: UK leads, 7-1 at Atlanta: UK leads, 3-1 at Memphis, Tenn.: UK leads, 1-0 at Nashville, Tenn.: UK leads, 1-0 at New Orleans: UK leads, 1-0 at St. Louis: UK leads, 1-0

Arkansas-Little Rock (UK leads, 1-0)

Year	Score	Site
2012:	W, 73-51	at Louisville, Ky. at Neutral Sites: UK leads, 1-0

Arkansas St. (UK leads, 1-0)

Year	Score	Site
1945:	W, 75-6	at Lexington at Lexington: UK leads, 1-0

Army (UK leads, 1-0)

Year	Score	Site
1969:	W, 80-65	at Lexington (UKIT) at Lexington: UK leads, 1-0

Ashland YMCA (UK leads, 2-0)

Year	Score	Site
1914:	W, 28-15	at Lexington W, 30-19 at Ashland, Ky. at Lexington: UK leads, 1-0 at Ashland, Ky.: UK leads, 1-0

Auburn (UK leads, 88-17)

Year	Score	Site
1921:	W, 40-25	at Lexington
1926:	W, 35-26	at Lexington
1942:	W, 40-31	at Louisville (SEC)
1946:	W, 69-24	at Louisville (SEC)
1947:	W, 84-18	at Louisville (SEC)
1949:	W, 70-39	at Louisville (SEC)
1951:	W, 79-35	at Lexington W, 84-54 at Louisville (SEC)
1952:	W, 88-48	at Auburn, Ala.
1954:	W, 107-79	at Montgomery, Ala.
1955:	W, 93-59	at Lexington
1956:	W, 82-81	at Montgomery, Ala.
1957:	W, 103-85	at Lexington
1958:	L, 64-63	at Birmingham, Ala.
1959:	W, 75-56	at Lexington
1960:	L, 61-60	at Auburn, Ala.
1961:	W, 77-51	at Lexington
1962:	W, 63-60	at Auburn, Ala.
1963:	W, 78-59	at Lexington
1964:	W, 99-79	at Montgomery, Ala.
1965:	W, 73-67	at Lexington L, 88-69 at Auburn, Ala.
1966:	W, 115-78	at Lexington W, 77-64 at Auburn, Ala.
1967:	W, 60-58	at Lexington L, 62-49 at Auburn, Ala.
1968:	L, 74-73	at Auburn, Ala. W, 89-57 at Lexington
1969:	W, 105-93	at Lexington W, 90-86 at Auburn, Ala.
1970:	W, 84-83	at Auburn, Ala.
1971:	W, 102-81	at Lexington W, 114-75 at Lexington W, 102-83 at Auburn, Ala.
1972:	W, 78-72	at Auburn, Ala. W, 102-67 at Lexington
1973:	W, 88-57	at Lexington W, 91-79 at Auburn, Ala.
1974:	W, 79-58	at Lexington L, 99-97OT at Auburn, Ala.
1975:	L, 90-85	at Auburn, Ala. W, 119-76 at Lexington
1976:	L, 91-84OT	at Auburn, Ala. W, 93-82 at Lexington W, 75-68 at Auburn, Ala.
1977:	W, 89-82	at Lexington W, 101-77 at Auburn, Ala. W, 104-81 at Lexington
1979:	W, 86-83OT	at Auburn, Ala. W, 66-59 at Lexington
1980:	W, 67-65	at Lexington W, 64-62 at Auburn, Ala. W, 69-61 at Birmingham, Ala. (SEC)
1981:	W, 79-66	at Auburn, Ala. W, 102-74 at Lexington
1982:	W, 83-71	at Lexington L, 83-81 at Auburn, Ala. W, 89-66 at Lexington (SEC)
1983:	L, 75-67	at Lexington

2013 - 2014 KENTUCKY MEN'S BASKETBALL

W, 71-69	at Auburn, Ala.	
1984: L, 82-63	at Auburn, Ala.	
W, 84-64	at Lexington	
W, 51-49	at Nashville,	
Tenn. (SEC)		
1985: W, 68-61	at Lexington	
W, 49-47OT	at Auburn, Ala.	
1986: L, 60-56	at Auburn, Ala.	
W, 81-71	at Lexington	
1987: W, 63-60	at Auburn, Ala.	
W, 75-71	at Lexington	
L, 79-72	at Atlanta (SEC)	
1988: L, 53-52	at Lexington	
W, 69-62	at Auburn, Ala.	
1989: W, 86-76	at Lexington	
L, 77-75	at Auburn, Ala.	
1990: L, 74-70	at Auburn, Ala.	
W, 98-95	at Lexington	
1991: W, 89-81	at Auburn, Ala.	
W, 114-93	at Lexington	
1992: W, 85-67	at Auburn, Ala.	
1993: W, 80-78	at Lexington	
1994: W, 91-74	at Auburn, Ala.	
1995: W, 98-64	at Lexington	
W, 93-81	at Atlanta (SEC)	
1996: W, 88-73	at Auburn, Ala.	
1997: W, 77-53	at Lexington	
W, 92-50	at Memphis,	
Tenn. (SEC)		
1998: W, 83-58	at Auburn, Ala.	
1999: W, 72-62	at Lexington	
W, 69-57	at Atlanta (SEC)	
2000: L, 66-63	at Auburn, Ala.	
2001: W, 90-78	at Lexington	
2002: W, 69-62	at Auburn, Ala.	
2003: W, 67-51	at Lexington	
W, 78-58	at New Orleans	
(SEC)		
2004: W, 68-59	at Auburn, Ala.	
2005: W, 81-73	at Lexington	
2006: W, 71-62	at Auburn, Ala.	
2007: W, 84-57	at Lexington	
2008: W, 66-63	at Auburn, Ala.	
2009: W, 73-64	at Lexington	
2010: W, 72-67	at Auburn, Ala.	
2011: W, 78-54	at Lexington	
2012: W, 68-53	at Auburn, Ala.	
2013: W, 75-53	at Auburn, Ala.	
W, 72-62	at Lexington	
at Lexington: UK leads, 45-2		
at Auburn, Ala.: UK leads, 29-13		
at Neutral Sites: UK leads, 14-2		
at Atlanta: UK leads, 2-1		
at Birmingham, Ala.: Tied, 1-1		
at Louisville: UK leads, 5-0		
at Memphis, Tenn.: UK leads, 1-0		
at Montgomery, Ala.: UK leads, 3-0		
at Nashville, Tenn.: UK leads, 1-0		
at New Orleans: UK leads, 1-0		
Austin Peay (UK leads, 5-0)		
Year	Score	Site
1973:	W, 106-100OT	at Nashville,
Tenn. (NCAA)		
1987:	W, 71-69	at Lexington
1989:	W, 85-77	at Louisville
2004:	W, 61-53	at Louisville
2009:	W, 61-53	at Lexington
at Lexington: UK leads, 2-0		
at Neutral Sites: UK leads, 3-0		
at Louisville: UK leads, 2-0		
at Nashville, Tenn: UK leads, 1-0		
Ball State (UK leads, 1-0)		
Year	Score	Site
2005:	W, 73-53	at Cincinnati
at Neutral Sites: UK leads, 1-0		
at Cincinnati: UK leads, 1-0		
Baylor (UK leads, 7-1)		
Year	Score	Site
1947:	W, 75-34	at Lexington
1948:	W, 58-42	at New York (NCAA)
W, 77-59	at New York	(Olympic)
1962:	W, 94-60	at Lexington
1964:	W, 101-65	at Lexington
1980:	W, 80-46	at Lexington
2012:	W, 82-70	at Atlanta, Ga.
(NCAA)		
2013:	L, 64-55	at Lexington
at Lexington: UK leads, 4-1		
at Neutral Sites: UK leads, 3-0		
at New York: UK leads, 2-0		
at Atlanta: UK leads, 1-0		

Berea (UK leads, 11-0)		
Year	Score	Site
1926:	W, 37-23	at Lexington
1928:	W, 37-16	at Lexington
1930:	W, 29-26	at Lexington
1931:	W, 41-25	at Lexington
1932:	W, 52-27	at Lexington
1936:	W, 58-30	at Lexington
1937:	W, 70-26	at Lexington
1938:	W, 69-35	at Lexington
1940:	W, 74-24	at Lexington
1944:	W, 54-40	at Lexington
1945:	W, 56-32	at Lexington
at Lexington: UK leads, 11-0		

Bethany (UK leads, 1-0)		
Year	Score	Site
1911:	W, 24-11	at Lexington
at Lexington: UK leads, 1-0		

Boston Univ. (UK leads, 3-0)		
Year	Score	Site
1987:	W, 81-69	at Lexington (UKIT)
1995:	W, 90-49	at Lexington
2011:	W, 91-57	at Lexington
at Lexington: UK leads, 3-0		

Bowling Green (UK leads, 2-1)		
Year	Score	Site
1949:	W, 63-61	at Cleveland
1977:	W, 77-59	at Lexington (UKIT)
1989:	L, 56-54	at Lexington (UKIT)
at Lexington: Tied, 1-1		
at Neutral Sites: UK leads, 1-0		
at Cleveland: UK leads, 1-0		

Bradley (UK leads, 3-0)		
Year	Score	Site
1949:	W, 62-52	at Owensboro, Ky.
1950:	W, 71-66	at New Orleans
		(Sugar)
1980:	W, 79-58	at Anchorage,
		Alaska
at Neutral Sites: UK leads, 3-0		
at Anchorage, Alaska: UK leads, 1-0		
at New Orleans: UK leads, 1-0		
at Owensboro, Ky.: UK leads, 1-0		

BYU (UK leads, 3-0)		
Year	Score	Site
1952:	W, 84-64	at New Orleans
		(Sugar)
1984:	W, 93-59	at Lexington (UKIT)
W, 93-68	at Birmingham, Ala.	(NCAA)
at Lexington: UK leads, 1-0		
at Neutral Sites: UK leads, 2-0		
at Birmingham, Ala.: UK leads, 1-0		
at New Orleans: UK leads, 1-0		

Butler (UK leads, 4-0)		
Year	Score	Site
1911:	W, 21-16	at Lexington
1936:	W, 39-28	at Indianapolis
1962:	W, 81-60	at Iowa City,
		Iowa (NCAA)
1983:	W, 90-53	at Lexington
at Lexington: UK leads, 2-0		
at Indianapolis: UK leads, 1-0		
at Neutral Sites: UK leads, 1-0		
at Iowa City, Iowa: UK leads, 1-0		

California (UK leads, 2-0)		
Year	Score	Site
1980:	W, 78-52	at Lexington (UKIT)
1989:	W, 89-71	at Anchorage,
		Alaska
at Lexington: UK leads, 1-0		
at Neutral Sites: UK leads, 1-0		
at Anchorage, Alaska: UK leads, 1-0		

Campbell (UK leads, 1-0)		
Year	Score	Site
2005:	W, 82-50	at Lexington
at Lexington: UK leads, 1-0		

Canisius (UK leads, 2-0)		
Year	Score	Site
1997:	W, 68-45	at Lexington
1998:	W, 81-54	at Buffalo, N.Y.
at Lexington: UK leads, 1-0		
at Buffalo, N.Y.: UK leads, 1-0		

Carnegie Tech (UK leads, 2-0)		
Year	Score	Site
1932:	W, 36-34	at Lexington

1944:	W, 61-14	at New York
at Lexington: UK leads, 1-0		
at Neutral Sites: UK leads, 1-0		
at New York: UK leads, 1-0		

Centenary (UK leads, 3-1)		
Year	Score	Site
1923:	L, 28-21	at Lexington
1937:	W, 37-19	at Lexington
1938:	W, 35-25	at Lexington
1941:	W, 70-18	at Lexington
at Lexington: UK leads, 3-1		

Central (CC leads, 9-7)		
Year	Score	Site
1906:	W, 15-14	at Lexington
W, 17-15	at Danville, Ky.	
1907:	W, 22-9	at Lexington
L, 25-23OT	at Lexington	
L, 15-13	at Lexington	
1908:	L, 32-21	at Danville, Ky.
W, 31-20	at Lexington	
L, 29-10	at Danville, Ky.	
1909:	W, 24-23	at Lexington
L, 35-20	at Danville, Ky.	
L, 26-20	at Danville, Ky.	
1910:	L, 87-17	at Danville, Ky.
L, 31-13	at Lexington	
L, 51-9	at Danville, Ky.	
1912:	W, 32-13	at Danville, Ky.
W, 52-10	at Lexington	
at Lexington: UK leads, 5-3		
at Danville, Ky.: CC leads, 6-2		

UCF (UK leads, 1-0)		
Year	Score	Site
2006:	W, 59-57	at Lexington
at Lexington: UK leads, 1-0		

Central Arkansas (UK leads, 1-0)		
Year	Score	Site
2008:	W, 67-40	at Lexington
at Lexington: UK leads, 1-0		

Central Mich. (UK leads, 2-0)		
Year	Score	Site
1975:	W, 90-73	at Dayton,
		Ohio (NCAA)
2008:	W, 84-52	at Lexington
at Lexington: UK leads, 1-0		
at Neutral Sites: UK leads, 1-0		
at Dayton, Ohio: UK leads, 1-0		

Centre (UK leads, 18-10)		
Year	Score	Site
1916:	W, 38-5	at Danville, Ky.
W, 38-14	at Lexington	
1917:	W, 31-21	at Lexington
L, 38-24	at Danville, Ky.	
1918:	L, 29-21	at Danville, Ky.
W, 22-203OT	at Lexington	
L, 24-12	at Louisville	
1919:	L, 38-30	at Danville, Ky.
L, 21-10	at Lexington	
1920:	L, 44-15	at Danville, Ky.
L, 20-18OT	at Lexington	
1921:	L, 29-27	at Danville, Ky.
W, 20-13	at Lexington	
1922:	W, 28-21	at Danville, Ky.
W, 40-23	at Lexington	
1923:	L, 14-21	at Lexington
L, 10-17	at Danville, Ky.	
1924:	W, 27-18	at Danville, Ky.
W, 38-24	at Lexington	
1925:	W, 33-26	at Danville, Ky.
W, 39-10	at Lexington	
1926:	W, 45-25	at Lexington
W, 46-19	at Danville, Ky.	
1927:	W, 27-25	at Lexington
W, 22-16	at Danville, Ky.	
1928:	W, 36-23	at Danville, Ky.
W, 30-20	at Lexington	
1929:	W, 47-11	at Lexington
at Lexington: UK leads, 11-3		
at Danville, Ky.: UK leads, 7-6		
at Neutral Sites: CC leads, 1-0		
at Louisville: CC leads, 1-0		

CCNY (CCNY leads, 1-0)		
Year	Score	Site
1950:	L, 89-50	at New York (NIT)
at Neutral Sites: CCNY leads, 1-0		
at New York: CCNY leads, 1-0		

Chaminade (UK leads, 1-0)		
Year	Score	Site
1986:	W, 89-57	at Honolulu
at Honolulu: UK leads, 1-0		

Charlotte (UK leads, 2-0)		
Year	Score	Site
1976:	W, 71-67	at New York (NIT)
1988:	W, 84-81	at Lexington (UKIT)
at Lexington: UK leads, 1-0		
at Neutral Sites: UK leads, 1-0		
at New York: UK leads, 1-0		

Chattanooga (UK leads, 12-0)		
Year	Score	Site
1914:	W, 40-7	at Lexington
1919:	W, 29-26	at Chattanooga,
		Tenn.
1921:	W, 42-10	at Lexington
1923:	W, 25-18	at Lexington
1924:	W, 24-23	at Chattanooga,
		Tenn.
1931:	W, 55-18	at Lexington
1932:	W, 51-17	at Lexington
1934:	W, 47-20	at Lexington
1935:	W, 66-19	at Lexington
1991:	W, 86-70	at Lexington
2007:	W, 79-63	at Louisville
2012:	W, 87-62	at Lexington
at Lexington: UK leads, 9-0		
at Chattanooga, Tenn.: UK leads, 2-0		
at Neutral Sites: UK leads, 1-0		
at Louisville: UK leads, 1-0		

Chicago (UK leads, 2-0)		
Year	Score	Site
1933:	W, 58-26	at Chicago
1935:	W, 42-16	at Lexington
at Lexington: UK leads, 1-0		
at Chicago: UK leads, 1-0		

Christ Church (CC leads, 4-0)		
Year	Score	Site
1906:	L, 38-24	at Lexington
L, 54-17	at Cincinnati	
1911:	L, 32-21	at Cincinnati
1913:	L, 30-19	at Lexington
at Lexington: CC leads, 2-0		
at Cincinnati: CC leads, 2-0		

Cincinnati (UK leads, 27-10)		
Year	Score	Site
1904:	W, 25-21	at Lexington
1906:	L, 29-16	at Lexington
1909:	L, 41-25	at Cincinnati
W, 28-23	at Lexington	
1910:	L, 47-17	at Cincinnati
1913:	W, 20-18	at Lexington
1914:	L, 20-18	at Lexington
1916:	W, 39-24	at Cincinnati
W, 34-10	at Lexington	
1919:	L, 38-18	at Cincinnati
W, 34-21	at Lexington	
1920:	L, 13-11	at Cincinnati
1921:	W, 26-19	at Cincinnati
1923:	L, 33-24	at Cincinnati
1925:	W, 28-23	at Cincinnati
L, 24-20	at Cincinnati	
1927:	L, 48-10	at Lexington
L, 51-22	at Cincinnati	
1934:	W, 31-25	at Lexington
1938:	W, 38-21	at Lexington
1939:	W, 44-27	at Lexington
1940:	L, 39-30	at Lexington
1943:	W, 61-39	at Lexington
1944:	W, 58-30	at Lexington
W, 38-34	at Cincinnati	
1945:	W, 66-24	

2013 - 2014 KENTUCKY MEN'S BASKETBALL

1936: L, 31-29 at Lexington
 W, 68-38 at Lexington
 1937: W, 59-36 at Lexington
 1940: L, 54-45 at Omaha, Neb.
 1948: W, 65-23 at Omaha, Neb.
 2009: W, 65-63 at Omaha, Neb. (NIT)
 at Lexington: UK leads, 5-2
 at Omaha, Neb.: UK leads, 3-2

Cumberland (UK leads, 4-1)

Year	Score	Site
1917:	W, 48-20	at Williamsburg, Ky.
1918:	W, 42-21	at Williamsburg, Ky.
1919:	W, 22-21	at Williamsburg, Ky.
1920:	L, 30-21	at Williamsburg, Ky.
1921:	W, 37-21	at Lexington
at Lexington: UK leads, 1-0		
at Williamsburg, Ky.: UK leads, 3-1		

Dartmouth (UK leads, 3-1)

Year	Score	Site
1942:	L, 47-28	at New Orleans (NCAA)
1963:	W, 95-49	at Lexington
1965:	W, 107-77	at Lexington
1974:	W, 102-77	at Lexington
at Lexington: UK leads, 3-0		
at Neutral Sites: DU leads, 1-0		
at New Orleans: DU leads, 1-0		

Davidson (UK leads, 1-0)

Year	Score	Site
1986:	W, 75-55	at Charlotte, N.C. (NCAA)
at Neutral Sites: UK leads, 1-0		
at Charlotte, N.C.: UK leads, 1-0		

Dayton (UK leads, 3-2)

Year	Score	Site
1948:	W, 70-29	at Lexington
1956:	L, 89-74	at Lexington (UKIT)
1966:	W, 86-79	at Iowa City, Iowa (NCAA)
1968:	W, 88-85	at Lexington (UKIT)
2000:	L, 68-66	at Cincinnati
at Lexington: UK leads, 2-1		
at Neutral Sites: Tied, 1-1		
at Cincinnati: UD leads, 1-0		
at Iowa City, Iowa: UK leads, 1-0		

Delaware State (UK leads, 1-0)

Year	Score	Site
2008:	W, 71-42	at Lexington
at Lexington: UK leads, 1-0		

DePaul (UK leads, 18-3)

Year	Score	Site
1943:	L, 53-44	at Chicago
1947:	W, 65-45	at Louisville
	L, 53-47	at Chicago
1948:	W, 74-50	at Louisville
	W, 68-51	at Chicago
1949:	W, 67-36	at Louisville
	W, 56-45	at Chicago
1950:	W, 49-47	at Louisville
	W, 86-53	at Chicago
1951:	W, 63-55	at Lexington
	W, 60-57	at Chicago
1952:	W, 98-60	at Lexington
	W, 63-61	at Chicago
1954:	W, 81-63	at Lexington
	W, 76-61	at Chicago
1955:	W, 92-59	at Lexington
	W, 76-72	at Chicago
1956:	W, 71-69	at Lexington
	L, 81-79	at Chicago
1971:	W, 106-85	at Lexington (UKIT)
2007:	W, 87-81	at Honolulu
at Lexington: UK leads, 6-0		
at Chicago: UK leads, 7-3		
at Neutral Sites: UK leads, 5-0		
at Honolulu: UK leads, 1-0		
at Louisville: UK leads, 4-0		

DePauw (DU leads, 3-1)

Year	Score	Site
1910:	L, 24-11	at Lexington
	L, 28-16	at Greencastle, Ind.
1926:	L, 38-29	at Lexington
1944:	W, 38-35	at Lexington
at Lexington: DU leads, 2-1		
at Greencastle, Ind.: DU leads, 1-0		

Detroit Mercy (Tied, 1-1)

Year	Score	Site
1944:	L, 34-26	at Detroit
1983:	W, 83-46	at Lexington

		at Lexington: UK leads, 1-0
		at Detroit: DM leads, 1-0

Drexel (UK leads, 1-0)

Year	Score	Site
2009:	W, 88-44	at Lexington
at Lexington: UK leads, 1-0		

Duke (UK leads, 11-9)

Year	Score	Site
1930:	L, 37-32	at Atlanta (So. Con.)
1931:	W, 35-30	at Atlanta (So. Con.)
1932:	W, 37-30	at Lexington
1954:	W, 85-69	at Lexington (UKIT)
1956:	W, 81-76	at Lexington
1957:	L, 85-84	at Durham, N.C.
1958:	W, 78-74	at Lexington
1959:	W, 78-64	at Durham, N.C.
1964:	W, 81-79	at New Orleans (Sugar)

1966:	W, 83-79	at College Park, Md. (NCAA)
1970:	W, 98-76	at Lexington (UKIT)
1978:	W, 94-88	at St. Louis (NCAA)
1980:	L, 82-76OT	at Springfield, Mass.
	L, 85-54	at Lexington (NCAA)
1989:	L, 80-55	at Springfield, Mass.
1992:	L, 104-103 ^{OT}	at Philadelphia (NCAA)

1998:	W, 86-84	at St. Petersburg, Fla. (NCAA)
1999:	L, 71-60	at E. Rutherford, N.J.
2002:	L, 95-92OT	at E. Rutherford, N.J.
2013:	L, 75-68	at Atlanta, Ga.
at Lexington: UK leads, 5-1		
at Durham, N.C.: Tied, 1-1		
at Neutral Sites: DU leads, 7-5		
at Atlanta: DU leads, 2-1		
at College Park, Md.: UK leads, 1-0		
at East Rutherford, N.J.: DU leads, 2-0		
at Philadelphia: DU leads, 1-0		
at Springfield, Mass.: DU leads, 2-0		
at St. Louis: UK leads, 1-0		
at St. Petersburg, Fla.: UK leads, 1-0		

Duquesne (UK leads, 1-0)

Year	Score	Site
1983:	W, 55-42	at Lexington (UKIT)
at Lexington: UK leads, 1-0		

Eastern Ky. (UK leads, 10-0)

Year	Score	Site
1959:	W, 35-10	at Lexington
1991:	W, 74-60	at Lexington
1992:	W, 85-55	at Lexington
1993:	W, 82-73	at Lexington
1994:	W, 107-78	at Lexington
1999:	W, 99-64	at Lexington
2001:	W, 94-79	at Lexington
2004:	W, 101-72	at Lexington
2005:	W, 72-64	at Indianapolis (NCAA)
2007:	W, 78-65	at Lexington
at Lexington: UK leads, 9-0		
at Neutral Sites: UK leads, 1-0		
at Indianapolis: UK leads, 1-0		

Eastern Michigan (UK leads, 1-0)

Year	Score	Site
2013:	W, 90-38	at Lexington
at Lexington: UK leads, 1-0		

East Carolina (UK leads, 1-0)

Year	Score	Site
1986:	W, 86-52	at Lexington (UKIT)
at Lexington: UK leads, 1-0		

East Tennessee St. (UK leads, 4-0)

Year	Score	Site
1981:	W, 69-54	at Lexington
1985:	W, 62-57	at Lexington
2010:	W, 100-71	at New Orleans (NCAA)
2011:	W, 88-85	at Lexington
at Lexington: UK leads, 3-0		
at Neutral Sites: UK leads, 1-0		
at New Orleans: UK leads, 1-0		

Florida (UK leads, 94-34)

Year	Score	Site
1927:	W, 44-36	at Lexington
1931:	W, 56-36	at Atlanta (So. Con.)
1933:	W, 48-24	at Atlanta (SEC)
1934:	L, 38-32	at Atlanta (SEC)
1942:	W, 42-36	at Louisville (SEC)
1945:	W, 57-35	at Louisville (SEC)

1946:	W, 69-32	at Louisville (SEC)
1948:	W, 87-31	at Louisville (SEC)
1949:	W, 73-36	at Louisville (SEC)
1951:	W, 85-37	at Lexington
1952:	W, 99-52	at Gainesville, Fla.
1954:	W, 97-55	at Gainesville, Fla.
1955:	W, 87-63	at Lexington
1956:	W, 81-70	at Gainesville, Fla.
1957:	W, 61-28	at Lexington
1958:	W, 78-56	at Gainesville, Fla.
1959:	W, 94-51	at Lexington
1960:	W, 75-62	at Gainesville, Fla.
1961:	W, 89-68	at Lexington
1962:	W, 81-69	at Gainesville, Fla.
1963:	W, 94-71	at Lexington
1964:	W, 77-72	at Gainesville, Fla.
1965:	L, 84-68	at Gainesville, Fla.
	W, 78-61	at Lexington
1966:	W, 78-64	at Gainesville, Fla.
	W, 85-75	at Lexington
1967:	L, 78-75	at Lexington
	L, 89-72	at Gainesville, Fla.
1968:	W, 99-76	at Lexington
	L, 96-78	at Gainesville, Fla.
1969:	W, 88-67	at Lexington
	L, 82-81	at Gainesville, Fla.
1970:	W, 88-69	at Lexington
	W, 110-65	at Lexington
1971:	W, 101-75	at Lexington
	L, 74-65	at Gainesville, Fla.
1972:	L, 72-70	at Gainesville, Fla.
	W, 95-68	at Lexington
1973:	W, 95-65	at Lexington
	W, 94-83	at Gainesville, Fla.
1974:	W, 91-82	at Gainesville, Fla.
	L, 75-65	at Lexington
1975:	W, 87-65	at Lexington
	L, 66-58	at Gainesville, Fla.
1976:	W, 89-82	at Gainesville, Fla.
	W, 96-89	at Lexington
1977:	W, 73-71	at Gainesville, Fla.
	W, 104-78	at Lexington
1978:	W, 86-67	at Gainesville, Fla.
	W, 88-61	at Lexington
1979:	L, 76-65	at Gainesville, Fla.
	W, 87-81	at Lexington
1980:	W, 76-63	at Gainesville, Fla.
	W, 95-70	at Lexington
1981:	W, 102-48	at Lexington
	W, 69-56	at Gainesville, Fla.
1982:	W, 91-76	at Gainesville, Fla.
	W, 84-78	at Lexington
1983:	W, 70-63	at Lexington
	W, 73-61	at Gainesville, Fla.
1984:	L, 69-57	at Gainesville, Fla.
	W, 67-65	at Lexington
1985:	L, 67-55	at Lexington
	W, 76-68	at Gainesville, Fla.
	L, 58-55	at Birmingham, Ala. (SEC)

1986:	W, 72-55	at Gainesville, Fla.
	W, 80-69	at Lexington
1987:	W, 67-62	at Lexington
	L, 74-56	at Gainesville, Fla.
1988:	L, 58-56	at Gainesville, Fla.
	L, 83-76	at Gainesville, Fla.
1989:	W, 69-56	at Gainesville, Fla.
	L, 59-53	at Lexington
1990:	W, 89-81	at Lexington
	W, 78-74	at Gainesville, Fla.
1991:	W, 81-65	at Lexington
	W, 90-74	at Gainesville, Fla.
1992:	W, 81-60	at Lexington
	L, 79-62	at Gainesville, Fla.
1993:	W, 71-48	at Lexington
	W, 85-77	at Gainesville, Fla.
1994:	L, 59-57	at Gainesville, Fla.
	W, 80-77	at Lexington
	W, 73-60	at Memphis, Tenn. (SEC)

1995:	W, 83-67	at Gainesville, Fla.
	W, 87-77	at Lexington
	W, 86-72	at Atlanta (SEC)
1996:	W, 77-63	at Lexington
	W, 94-63	at Gainesville, Fla.
	W, 100-76	at New Orleans (SEC)
1997:	W, 92-65	at Gainesville, Fla.
	W, 85-56	at Lexington
1998:	L, 86-78	at Lexington
	W, 79-54	at Gainesville, Fla.
1999:	W, 93-58	at Lexington
	L, 75-68	at Gainesville, Fla.
2000:	L, 90-73	at Gainesville, Fla.
	W, 85-70	at Lexington
2001:	W, 71-70	at Lexington
	L, 94-86	at Gainesville, Fla.
2002:	W, 70-68	at Gainesville, Fla.
	W, 70-67	at Lexington
2003:	W, 70-55	at Lexington

2004:	W, 69-67	at Gainesville, Fla.
	W, 68-65	at Gainesville, Fla.
	W, 82-62	at Lexington
	W, 89-73	at Atlanta (SEC)
2005:	W, 69-66	at Lexington
	L, 53-52	at Gainesville, Fla.
	L, 70-53	at Atlanta (SEC)
2006:	L, 95-80	at Gainesville, Fla.
	L, 79-64	at Lexington
2007:	L, 64-61	at Lexington
	L, 85-72	at Gainesville, Fla.
2008:	L, 81-70OT	at Gainesville, Fla.
	W, 75-70	at Lexington
2009:	W, 68-65	at Lexington
	L, 60-53	at Gainesville, Fla.
2010:	W, 89-77	at Gainesville, Fla.
	W, 74-66	at Lexington
2011:	L, 68-70	at Gainesville, Fla.
	W, 76-68	at Lexington
	W, 70-54	at Atlanta (SEC)
2012:	W, 78-58	at Lexington
	W, 74-59	at Gainesville, Fla.
	W, 74-71	at New Orleans (SEC)
2013:	L, 69-52	at Gainesville, Fla.
	W, 61-57	at Lexington
at Lexington: UK leads, 48-8		
at Gainesville, Fla.: UK leads, 33-23		
at Neutral Sites: UK leads, 13-3		
at Atlanta: UK leads, 5-2		
at Birmingham, Ala.: UF leads, 1-0		
at Louisville: UK leads, 5-0		
at Memphis, Tenn.: UK leads, 1-0		
at New Orleans: UK leads, 2-0		

2004:	W, 69-67	at Gainesville, Fla.
	W, 68-65	at Gainesville, Fla.
	W, 82-62	at Lexington
	W, 89-73	at Atlanta (SEC)
2005:	W, 69-	

2013 - 2014 KENTUCKY MEN'S BASKETBALL

1948:	W, 81-40	at Lexington
1949:	W, 88-51	at Athens, Ga.
1950:	W, 95-40	at Lexington
	L, 71-60	at Athens, Ga.
	W, 88-56	at Lexington
	W, 79-63	at Louisville (SEC)
1951:	W, 88-41	at Lexington
1952:	W, 95-55	at Louisville
1954:	W, 106-55	at Lexington
	W, 100-68	at Owensboro, Ky.
1955:	W, 86-40	at Lexington
1956:	W, 143-66	at Louisville
1957:	W, 84-53	at Lexington
1958:	W, 74-55	at Atlanta
1959:	W, 108-55	at Lexington
1960:	W, 84-60	at Columbus, Ga.
1961:	W, 74-67	at Lexington
1962:	W, 86-59	at Atlanta
1963:	W, 74-67	at Lexington
1964:	W, 103-83	at Athens, Ga.
1965:	W, 102-82	at Athens, Ga.
	W, 96-64	at Lexington
1966:	W, 69-65 ^{OT}	at Athens, Ga.
	W, 74-50	at Lexington
1967:	L, 49-40	at Athens, Ga.
	W, 101-76	at Lexington
1968:	W, 104-73	at Lexington
	W, 106-87	at Athens, Ga.
1969:	W, 88-68	at Lexington
	W, 85-77	at Athens, Ga.
1970:	W, 72-71	at Athens, Ga.
	W, 116-86	at Lexington
1971:	W, 79-66	at Lexington
	W, 107-95	at Athens, Ga.
1972:	L, 85-73	at Athens, Ga.
	W, 87-63	at Lexington
1973:	W, 89-68	at Lexington
	W, 99-86	at Athens, Ga.
1974:	W, 80-74	at Lexington
	W, 86-72	at Athens, Ga.
1975:	W, 96-77	at Athens, Ga.
	W, 75-61	at Lexington
1976:	W, 92-76	at Lexington
	L, 86-81	at Athens, Ga.
1977:	W, 64-59 ^{OT}	at Lexington
	W, 72-54	at Athens, Ga.
1978:	W, 90-73	at Lexington
	W, 78-67	at Athens, Ga.
1979:	W, 73-64	at Lexington
	W, 90-74	at Athens, Ga.
1980:	W, 95-69	at Atlanta
	W, 56-49	at Lexington
1981:	W, 76-62	at Lexington
	W, 71-68 ^{OT}	at Athens, Ga.
1982:	W, 68-66	at Athens, Ga.
	W, 82-73	at Lexington
1983:	L, 70-63	at Athens, Ga.
	W, 81-72	at Lexington
1984:	W, 64-40	at Lexington
	W, 66-64	at Athens, Ga.
	W, 92-79	at Nashville, Tenn. (SEC)
1985:	L, 81-73	at Athens, Ga.
	L, 79-77	at Lexington
1986:	W, 74-69	at Lexington
	W, 80-75	at Athens, Ga.
1987:	L, 69-65	at Louisville
	L, 79-71	at Athens, Ga.
1988:	W, 84-77	at Atlanta
	W, 80-72	at Lexington
	W, 62-57	at Baton Rouge, La. (SEC)
1989:	W, 76-65	at Lexington
	L, 84-72	at Athens, Ga.
1990:	L, 106-91	at Athens, Ga.
	W, 88-77	at Lexington
1991:	W, 81-80	at Athens, Ga.
	W, 96-84	at Lexington
1992:	W, 78-66	at Lexington
	W, 84-73	at Athens, Ga.
1993:	W, 74-59	at Athens, Ga.
	W, 86-70	at Lexington
1994:	L, 94-90 ^{OT}	at Athens, Ga.
	W, 80-59	at Lexington
1995:	W, 83-71	at Lexington
	W, 97-74	at Athens, Ga.
1996:	W, 82-77	at Athens, Ga.
	W, 86-73	at Lexington
1997:	W, 86-65	at Athens, Ga.
	W, 82-57	at Lexington
	W, 95-68	at Memphis, Tenn. (SEC)
1998:	W, 90-79	at Athens, Ga.
	W, 85-74	at Lexington
1999:	W, 91-83 ^{OT}	at Athens, Ga.
	W, 92-71	at Lexington
2000:	W, 75-69	at Athens, Ga.
	W, 70-64	at Lexington
2001:	W, 67-63	at Lexington
	W, 85-70	at Athens, Ga.

2002:	L, 88-84	at Lexington
	L, 78-69	at Athens, Ga.
2003:	W, 87-67	at Lexington
	W, 74-66	at Athens, Ga.
2004:	L, 65-57	at Lexington
	L, 74-68	at Athens, Ga.
	W, 69-60	at Atlanta (SEC)
2005:	W, 76-55	at Athens, Ga.
	W, 60-51	at Lexington
2006:	W, 69-55	at Athens, Ga.
	W, 68-61	at Lexington
2007:	L, 78-69 ^{OT}	at Athens, Ga.
	W, 82-70	at Lexington
2008:	W, 63-58	at Athens, Ga.
	W, 61-55	at Lexington
	L, 60-56 ^{OT}	at Atlanta (SEC)
2009:	W, 68-45	at Athens, Ga.
	L, 90-85	at Lexington
2010:	W, 76-68	at Lexington
	W, 80-68	at Athens, Ga.
2011:	L, 70-77	at Athens, Ga.
	W, 66-60	at Lexington
2012:	W, 57-44	at Athens, Ga.
	W, 79-49	at Lexington
2013:	L, 72-62	at Athens, Ga.
	at Lexington: UK leads, 56-5	
	at Athens, Ga.: UK leads, 40-17	
	at Neutral Sites: UK leads, 19-3	
	at Atlanta: UK leads, 8-3	
	at Baton Rouge, La.: UK leads, 1-0	
	at Columbus, Ga.: UK leads, 1-0	
	at Knoxville, Tenn.: UK leads, 1-0	
	at Louisville: UK leads, 5-1	
	at Memphis, Tenn.: UK leads, 1-0	
	at Nashville, Tenn.: UK leads, 1-0	
	at Owensboro, Ky.: UK leads, 1-0	

Georgia State (UK leads, 2-0)

Year	Score	Site
2005:	W, 77-59	at Lexington
2006:	W, 73-46	at Atlanta
	at Lexington: UK leads, 1-0	
	at Atlanta: UK leads, 1-0	

Georgia Tech (UK leads, 56-15)

Year	Score	Site
1924:	W, 33-27	at Lexington
1925:	W, 18-16	at Atlanta
1926:	W, 25-24	at Lexington
1927:	L, 48-16	at Atlanta
1928:	L, 35-31	at Lexington
1929:	L, 33-19	at Atlanta
1930:	W, 39-19	at Lexington
1931:	W, 38-34	at Lexington
	W, 35-16	at Atlanta
1933:	W, 45-22	at Lexington
1934:	W, 49-25	at Lexington
1935:	W, 57-30	at Lexington
1937:	W, 40-30	at Knoxville, Tenn. (SEC)
1940:	L, 44-39	at Atlanta
1941:	W, 47-37	at Atlanta
	W, 60-41	at Lexington
1942:	W, 63-53	at Atlanta
	W, 57-51	at Lexington
1943:	W, 38-36	at Atlanta
	W, 58-31	at Lexington
1945:	W, 64-58	at Atlanta
	W, 51-32	at Lexington
1946:	W, 68-43	at Atlanta
	W, 54-26	at Lexington
1947:	W, 70-47	at Atlanta
	W, 83-46	at Lexington
	W, 75-53	at Louisville (SEC)
1948:	W, 71-56	at Atlanta
	W, 78-54	at Lexington
	W, 54-43	at Louisville (SEC)
1949:	W, 56-45	at Atlanta
	W, 78-32	at Lexington
1950:	W, 61-47	at Atlanta
	W, 97-62	at Lexington
1951:	W, 82-61	at Atlanta
	W, 75-42	at Lexington
	W, 82-56	at Louisville (SEC)
1952:	W, 96-51	at Atlanta
	W, 93-42	at Lexington
	W, 80-59	at Louisville (SEC)
1954:	W, 105-53	at Lexington
	W, 99-48	at Louisville
1955:	L, 59-58	at Lexington
	L, 65-59	at Atlanta
1956:	W, 104-51	at Lexington
	W, 84-62	at Atlanta
1957:	W, 95-75	at Lexington
	W, 76-65	at Atlanta
1958:	W, 76-60	at Lexington
	L, 71-52	at Atlanta
1959:	W, 72-62	at Lexington
	W, 94-70	at Atlanta

1960:	L, 62-54	at Lexington
	L, 65-44	at Atlanta
1961:	W, 89-79	at Lexington
	L, 62-60	at Atlanta
1962:	W, 89-70	at Lexington
	W, 71-62	at Atlanta
1963:	L, 86-85 ^{OT}	at Lexington
	L, 66-62	at Atlanta
1964:	L, 76-67	at Atlanta
	W, 79-62	at Lexington
1976:	W, 66-64	at Lexington (UKIT)
1992:	L, 81-80	at Atlanta (Omni)
1993:	W, 96-87	at Lexington
1996:	W, 83-60	at Lexington
1997:	W, 88-59	at Atlanta (Georgia Dome)
1998:	W, 85-71	at Lexington
1999:	W, 80-39	at Atlanta (Georgia Dome)
2000:	W, 80-71	at Louisville
2001:	L, 86-84	at Atlanta (Georgia Dome)
	at Lexington: UK leads, 30-4	
	at Atlanta (campus): UK leads, 17-9	
	at Neutral Sites: UK leads, 9-2	
	at Atlanta: Tied, 2-2	
	at Knoxville, Tenn.: UK leads, 1-0	
	at Louisville: UK leads, 6-0	

Gonzaga (UK leads, 1-0)

Year	Score	Site
2003:	W, 80-72	at Maui, Hawaii
	at Neutral Sites: UK leads, 1-0	
	at Maui, Hawaii: UK leads, 1-0	

Great Lakes (GL leads, 2-0)

Year	Score	Site
1942:	L, 58-47	at Louisville
1943:	L, 53-39	at Louisville
	at Neutral Sites: GL leads, 2-0	
	at Louisville: GL leads, 2-0	

Hardin-Simmons (UK leads, 1-0)

Year	Score	Site
1966:	W, 83-55	at Lexington
	at Lexington: UK leads, 1-0	

Hartford (UK leads, 1-0)

Year	Score	Site
2009:	W, 104-61	at Lexington
	at Lexington: UK leads, 1-0	

Hawaii (UK leads, 2-0)

Year	Score	Site
1986:	W, 98-65	at Honolulu
1988:	W, 86-59	at Lexington
	at Lexington: UK leads, 1-0	
	at Honolulu: UK leads, 1-0	

High Point (UK leads, 3-0)

Year	Score	Site
2001:	W, 102-49	at Lexington
2003:	W, 84-64	at Lexington
2006:	W, 75-55	at Lexington
	at Lexington: UK leads, 3-0	

Holy Cross (UK leads, 3-0)

Year	Score	Site
1948:	W, 60-52	at New York (NCAA)
1949:	W, 51-48	at Boston
2001:	W, 72-68	at Uniondale, N.Y. (NCAA)
	at Boston: UK leads, 1-0	
	at Neutral Sites: UK leads, 2-0	
	at New York: UK leads, 1-0	
	at Uniondale, N.Y.: UK leads, 1-0	

Houston (UK leads, 3-1)

Year	Score	Site
1957:	W, 111-76	at New Orleans (Sugar)
1984:	W, 75-67	at Lexington
2007:	W, 77-70	at Lexington
2008:	L, 83-69	at Houston
	at Lexington: UK leads, 2-0	
	at Houston: UK leads, 1-0	
	at Neutral Sites: UK leads, 1-0	
	at New Orleans: UK leads, 1-0	

Idaho (UK leads, 2-0)

Year	Score	Site
1947:	W, 65-35	at Lexington
1956:	W, 91-35	at Lexington
	at Lexington: UK leads, 2-0	

Illinois (UK leads, 11-4)

Year	Score	Site
1925:	L, 36-26	at Champaign, Ill.
1942:	W, 46-44	at New Orleans (NCAA)
1944:	L, 43-41	at Champaign, Ill.
	W, 51-40	at Lexington
1949:	W, 76-47	at New York (NCAA)
1951:	W, 76-74	at New York (NCAA)
1957:	W, 91-70	at Lexington (UKIT)
1959:	W, 76-75	at Louisville
1961:	W, 83-78	at Lexington (UKIT)
1965:	L, 91-86	at Lexington (UKIT)
1966:	W, 86-68	at Champaign, Ill.
1967:	L, 98-97 ^{OT}	at Lexington
1983:	W, 76-57	at Lexington
1984:	W, 56-54	at Champaign, Ill.
	W, 54-51	at Lexington (NCAA)
	at Lexington: UK leads, 5-2	
	at Champaign, Ill.: Tied, 2-2	
	at Neutral Sites: UK leads, 4-0	
	at Louisville: UK leads, 1-0	
	at New Orleans: UK leads, 1-0	
	at New York: UK leads, 2-0	

Indiana (UK leads, 32-24)

Year	Score	Site
1925:	L, 20-18	at Lexington
1926:	L, 34-23	at Bloomington, Ind.
1927:	L, 38-19	at Lexington
1928:	L, 48-29	at Bloomington, Ind.
1941:	L, 48-45	at New Orleans (Sugar)
1943:	L, 58-52	at Louisville
1944:	W, 66-41	at Louisville
1945:	W, 61-43	at Louisville
1966:	W, 91-56	at Lexington (UKIT)
1970:	W, 109-92	at Lexington
1971:	W, 95-93 ^{OT}	at Bloomington, Ind.
1972:	L, 90-89 ^{OT}	at Louisville
1973:	L, 64-58	at Bloomington, Ind.
	L, 72-65	at Nashville, Tenn. (NCAA)
1974:	L, 77-68	at Louisville
1975:	L, 98-74	at Bloomington, Ind.
	W, 92-90	at Dayton, Ohio (NCAA)

1976:	L, 77-68 ^{OT}	at Louisville
1977:	W, 66-51	at Bloomington, Ind.
1978:	W, 78-64	at Lexington
1979:	L, 68-67 ^{OT}	at Bloomington, Ind.
1980:	W, 69-58	at Lexington
1981:	W, 68-66	at Bloomington, Ind.
1982:	W, 85-69	at Lexington
1983:	L, 62-59	at Bloomington, Ind.
	W, 64-59	at Knoxville, Tenn. (NCAA)

1984:	W, 59-54	at Lexington
1985:	L, 81-68	at Bloomington, Ind.
1986:	W, 63-58	at Lexington
1987:	L, 71-66	at Bloomington, Ind.
1988:	W, 82-76 ^{OT}	at Indianapolis
1989:	L, 75-52	at Lexington
1990:	L, 71-69	at Indianapolis
1991:	L, 87-84	at Bloomington, Ind.
1992:	W, 76-74	at Indianapolis
1993:	W, 81-79	at Louisville
1994:	L, 96-84	at Indianapolis
1995:	W, 73-70	at Louisville
1996:	W, 89-82	at Indianapolis
1997:	W, 99-65	at Louisville
1998:	W, 75-72	at Indianapolis
1999:	W, 70-61 ^{OT}	at Louisville
2000:	L, 83-75	at Indianapolis
2001:	W, 88-74	at Louisville
2002:	W, 66-55	at Indianapolis
2003:	W, 70-64	at Louisville
2004:	W, 80-41	at Indianapolis
2005:	W, 73-58	at Louisville
2006:	L, 79-53	at Indianapolis
2007:	W,	

2013 - 2014 KENTUCKY MEN'S BASKETBALL

1987:	L, 83-66	at Lawrence, Kan.
1990:	L, 150-95	at Lawrence, Kan.
1991:	W, 88-71	at Lexington
1999:	W, 63-45	at Chicago
	W, *92-88	at New Orleans (NCAA)
2005:	L, 65-59	at Lexington
2006:	L, 73-46	at Lawrence, Kan.
2007:	L, 88-76	at Chicago (NCAA)
2012:	W, 75-65	at New York
	W, 67-59	at New Orleans (NCAA)
		at Lexington: UK leads, 7-1
		at Lawrence, Kan.: UK leads, 7-4
		at Neutral Sites: UK leads, 7-1
		at Chicago: Series tied, 1-1
		at Louisville: UK leads, 3-0
		at New Orleans: UK leads, 2-0
		at New York: UK leads, 1-0

Kansas State (UK leads, 8-0)		
Year	Score	Site
1940:	W, 53-26	at Lexington
1941:	W, 28-25	at Manhattan, Kan.
1951:	W, 68-58	at Minneapolis (NCAA)
1962:	W, 80-67	at Lexington (UKIT)
1967:	W, 83-79	at Lexington (UKIT)
1972:	W, 71-64	at Manhattan, Kan.
1976:	W, 81-78	at New York (NIT)
2008:	W, 74-72	at Las Vegas
		at Lexington: UK leads, 3-0
		at Manhattan, Kan.: UK leads, 2-0
		at Neutral Sites: UK leads, 3-0
		at Minneapolis: UK leads, 1-0
		at New York: UK leads, 1-0
		at Las Vegas: UK leads, 1-0

Kent State (UK leads, 1-0)		
Year	Score	Site
2002:	W, 82-68	at Cincinnati, Ohio
		at Neutral Sites: UK leads, 1-0
		at Cincinnati, Ohio: UK leads, 1-0

Kentucky St. (UK leads, 1-0)		
Year	Score	Site
2002:	W, 118-63	at Lexington
		at Lexington: UK leads, 1-0

Ky. Wesleyan (UK leads, 8-2-1)		
Year	Score	Site
1910:	W, 14-12	at Winchester, Ky.
1911:	L, 25-19	at Winchester, Ky.
1918:	W, 23-13	at Lexington
	Tie, 21-21	at Winchester, Ky.
1919:	W, 46-5	at Lexington
	W, 18-13	at Lexington
1920:	W, 43-13	at Lexington
1921:	W, 38-13	at Lexington
1927:	L, 31-24	at Winchester, Ky.
1930:	W, 32-20	at Lexington
1939:	W, 57-18	at Lexington
		at Lexington: UK leads, 7-0
		at Winchester, Ky.: KW leads, 2-1-1

Lafayette (UK leads, 1-0)		
Year	Score	Site
2013:	W, 101-49	at Lexington
		at Lexington: UK leads, 1-0

Lamar (UK leads, 3-0)		
Year	Score	Site
1987:	W, 71-56	at Lexington
2008:	W, 103-61	at Lexington
2012:	W, 86-64	at Lexington
		at Lexington: UK leads, 3-0

LaSalle (UK leads, 3-0)		
Year	Score	Site
1954:	W, 73-60	at Lexington (UKIT)
1955:	W, 63-54	at Lexington (UKIT)
1979:	W, 109-77	at Lexington
		at Lexington: UK leads, 3-0

Lexington High (Tied, 1-1)		
Year	Score	Site
1909:	W, 28-9	at Lexington
1911:	L, 36-29	at Lexington
		at Lexington: Tied, 1-1

Lex. YMCA (YMCA leads, 5-2)		
Year	Score	Site
1903:	W, 11-10	at Lexington
1907:	L, 25-17	at Lexington
	L, 41-22	at YMCA
1908:	L, 29-29	at YMCA
	L, 23-19	at Lexington
1912:	W, 32-20	at Lexington
1913:	L, 27-25	at Lexington
		at Lexington: YMCA leads, 3-2
		at YMCA: YMCA leads, 2-0

Liberty (UK leads, 2-0)		
Year	Score	Site
2006:	W, 81-51	at Lexington
2008:	W, 80-54	at Lexington
		at Lexington: UK leads, 2-0

Lipscomb (UK leads, 2-0)		
Year	Score	Site
2006:	W, 67-49	at Lexington
2013:	W, 88-50	at Lexington
		at Lexington: UK leads, 2-0

Long Beach State (UK leads, 1-0)		
Year	Score	Site
2009:	W, 86-73	at Lexington
		at Lexington: UK leads, 1-0

Long Island (UK leads, 2-1)		
Year	Score	Site
1939:	L, 52-34	at New York
1945:	W, 62-52OT	at New York
1947:	W, 63-62	at New York
		at New York: UK leads, 2-1

Longwood (UK leads, 1-0)		
Year	Score	Site
2008:	W, 91-57	at Lexington
		at Lexington: UK leads, 1-0

UL Lafayette (ULL leads, 1-0)		
Year	Score	Site
1990:	L, 116-113 ^{OT}	at Lexington (UKIT)
		at Lexington: LL leads, 1-0

LSU (UK leads, 83-24)		
Year	Score	Site
1933:	W, 51-38	at Atlanta (SEC)
1937:	W, 57-37	at Knoxville, Tenn. (SEC)
1939:	W, 53-34	at Knoxville, Tenn. (SEC)
1944:	W, 55-28	at Louisville (SEC)
1945:	W, 68-37	at Louisville (SEC)
1946:	W, 59-36	at Louisville (SEC)
1948:	W, 63-47	at Louisville (SEC)
1951:	W, 81-59	at Baton Rouge, La.
1952:	W, 57-47	at Lexington
	W, 44-43	at Louisville (SEC)
1954:	W, 63-56	at Nashville, Tenn. (SEC)
1955:	W, 74-58	at Lexington
	W, 64-62	at Baton Rouge, La.
1956:	W, 62-52	at Baton Rouge, La.
	W, 107-65	at Lexington
1957:	W, 51-46	at Baton Rouge, La.
1958:	W, 97-52	at Lexington
1959:	W, 76-61	at Baton Rouge, La.
1960:	W, 77-45	at Lexington
1961:	L, 73-59	at Baton Rouge, La.
1962:	W, 84-63	at Lexington
1963:	W, 63-56	at Baton Rouge, La.
1964:	W, 103-84	at Lexington
1965:	W, 79-66	at Baton Rouge, La.
1966:	W, 111-85	at Lexington
1967:	W, 102-72	at Lexington
	W, 105-84	at Baton Rouge, La.
1968:	W, 121-95	at Baton Rouge, La.
	W, 109-96	at Lexington
1969:	W, 108-96	at Baton Rouge, La.
	W, 103-89	at Lexington
1970:	W, 109-96	at Lexington
	W, 121-105	at Baton Rouge, La.
1971:	W, 82-79	at Baton Rouge, La.
	W, 110-73	at Lexington
1972:	W, 89-71	at Lexington
	L, 88-71	at Baton Rouge, La.
1973:	W, 86-71	at Baton Rouge, La.
	W, 94-76	at Lexington
1974:	L, 95-84	at Baton Rouge, La.
	W, 73-70	at Lexington
1975:	W, 115-80	at Lexington
	W, 77-76	at Baton Rouge, La.
1976:	W, 85-71	at Lexington
	W, 85-70	at Baton Rouge, La.

1977:	W, 87-72	at Lexington
	W, 90-76	at Baton Rouge, La.
1978:	W, 96-76	at Lexington
	L, 95-94 ^{OT}	at Baton Rouge, La.
1979:	L, 93-89	at Lexington
	L, 70-61	at Baton Rouge, La.
	W, 80-67	at Birmingham, Ala. (SEC)
1980:	L, 65-60	at Lexington
	W, 76-74 ^{OT}	at Baton Rouge, La.
	L, 80-78	at Birmingham, Ala. (SEC)

1981:	L, 81-67	at Baton Rouge, La.
	W, 73-71	at Lexington
1982:	W, 76-65	at Lexington
	L, 94-78	at Baton Rouge, La.
1983:	W, 52-50	at Lexington
	L, 74-60	at Baton Rouge, La.
1984:	W, 96-80	at Baton Rouge, La.
	W, 90-68	at Lexington
1985:	W, 53-43	at Lexington
	L, 67-61	at Baton Rouge, La.
1986:	W, 54-52	at Baton Rouge, La.
	W, 68-57	at Lexington
	W, 61-58	at Lexington (SEC)
	L, 59-57	at Atlanta (NCAA)
1987:	L, 76-41	at Lexington
	L, 65-52	at Baton Rouge, La.
1988:	W, 76-61	at Baton Rouge, La.
	W, 95-69	at Lexington
	W, 86-80	at Baton Rouge, La. (SEC)

1989:	L, 64-62	at Lexington
	L, 99-80	at Baton Rouge, La.
1990:	L, 94-81	at Baton Rouge, La.
	W, 100-95	at Lexington
1991:	W, 93-80	at Lexington
	L, 107-88	at Baton Rouge, La.
1992:	L, 74-53	at Baton Rouge, La.
	W, 80-74	at Birmingham, Ala. (SEC)

1993:	W, 105-67	at Lexington
	W, 82-65	at Lexington (SEC)
1994:	W, 99-95	at Baton Rouge, La.
1995:	W, 127-80	at Lexington
1996:	W, 129-97	at Baton Rouge, La.
1997:	W, 84-48	at Lexington
1998:	W, 63-61	at Baton Rouge, La.
1999:	W, 86-62	at Lexington
2000:	L, 70-57	at Baton Rouge, La.
2001:	W, 84-61	at Lexington
2002:	W, 68-56	at Baton Rouge, La.
2003:	W, 68-57	at Lexington
2004:	W, 70-64	at Baton Rouge, La.
2005:	W, 89-58	at Lexington
	W, 79-78 ^{OT}	at Atlanta (SEC)
2006:	L, 71-67	at Baton Rouge, La.
2007:	W, 70-63	at Lexington
2008:	W, 67-63	at Baton Rouge, La.
2009:	L, 73-70	at Lexington
	L, 67-58	at Tampa, Fla. (SEC)
2010:	W, 81-55	at Baton Rouge, La.
2011:	W, 82-44	at Lexington
2012:	W, 74-50	at Baton Rouge, La.
	W, 60-51	at New Orleans (SEC)

2013:	W, 75-70	at Lexington
		at Lexington: UK leads, 41-5
		at Baton Rouge, La.: UK leads, 29-16
		at Neutral Sites: UK lead, 13-3
		at Atlanta: UK leads, 2-1
		at Birmingham, Ala.: UK leads, 2-1
		at Knoxville, Tenn.: UK leads, 2-0
		at Louisville: UK leads, 5-0
		at Nashville, Tenn.: UK leads, 1-0
		at New Orleans: UK leads, 1-0
		at Tampa, Fla.: LSU leads 1-0

Louisville (UK leads, 30-15)		
Year	Score	Site
1913:	W, 34-10	at Lexington
1914:	W, 22-17	at Lexington
	W, 26-13	at Louisville
1915:	W, 18-14	at Lexington
	L, 26-15	at Louisville
1916:	L, 28-22	at Lexington
	W, 32-24	at Louisville
1922:	W, 38-14	at Louisville
	W, 29-22	at Lexington
1948:	W, 91-57	at New York (NCAA)
1951:	W, 79-68	at Raleigh, N.C. (NCAA)
1959:	L, 76-61	at Evanston, Ill. (NCAA)
1983:	L, 80-68OT	at Knoxville, Tenn. (NCAA)

1984:	W, 65-44	at Lexington
	W, 72-67	at Lexington (NCAA)
1985:	L, 71-64	at Louisville
1986:	W, 69-64	at Lexington
1987:	W, 85-51	at Louisville
1988:	W, 76-75	at Lexington
1989:	L, 97-75	at Louisville
1990:	L, 86-79	at Lexington
1991:	W, 93-85	at Louisville
1992:	W, 103-89	at Lexington
1993:	W, 88-68	at Louisville
1994:	W, 78-70	at Lexington
1995:	L, 88-86	at Louisville
1996:	W, 89-66	at Lexington
1997:	W, 74-54	at Louisville
1998:	L, 79-76	at Lexington
1999:	L, 83-74	at Louisville
2000:	W, 76-46	at Lexington
2001:	W, 64-62	at Louisville
2002:	W, 82-62	at Lexington
2003:	L, 81-63	at Louisville
2004:	L, 65-56	at Lexington
2005:	W, 60-58	at Louisville
2006:	W, 73-61	at Lexington
2007:	W, 61-49	at Louisville
2008:	L, 89-75	at Lexington
2009:	L, 74-71	at Louisville
2010:	W, 71-62	at Lexington
2011:	W, 78-63	at Louisville
2012:	W, 69-62	at Lexington
	W, 69-61	at New Orleans (NCAA)

2013:	L, 80-77	at Louisville
		at Lexington: UK leads, 16-5
		at Louisville: UK leads, 11-8
		at Neutral Sites: UK leads, 3-2
		at Evanston, Ill.: UL leads, 1-0
		at Knoxville, Tenn.: UL leads, 1-0
		at New Orleans: UK leads, 1-0
		at New York: UK leads, 1-0
		at Raleigh, N.C.: UK leads, 1-0

Louisville Coliseum (Tied, 1-1)		
Year	Score	Site
1908:	W, 29-28	at Lexington
	L, 30-18	at Louisville
		at Lexington: UK leads, 1-0
		at Louisville: LC leads, 1-0

Louisville YMCA (UK leads, 1-0)		
Year	Score	Site
1914:	W, 30-21	at Lexington
		at Lexington: UK leads, 1-0

Louisville YMHA (UK leads, 1-0)		
Year	Score	Site
1914:	W, 59-12	at Lexington
		at Lexington: UK leads, 1-0

Loyola, Ill. (UK leads, 4-3)		
Year	Score	Site
1949:	L, 67-56	at New York (NIT)
1951:	W, 97-61	at Lexington
1957:	W, 81-62	at Lexington
	W, 115-65	at Chicago
1958:	W, 75-42	at Lexington
	L, 57-56	at Chicago
1964:	L, 100-91	at Minneapolis (NCAA)
		at Lexington: UK leads, 3-0
		at Chicago: Tied, 1-1
		at Neutral Sites: LU leads, 2-0
		at Minneapolis: LU leads, 1-0
		at New York: LU leads, 1-0

Loyola, La. (UK leads, 1-0)		
Year	Score	Site
1964:	W, 86-64	at New Orleans (Sugar)
		at Neutral Sites: UK leads, 1-0
		at New Orleans: UK leads, 1-0

Loyola, (Md.) (UK leads, 1-0)		
Year	Score	Site
2012:	W, 87-63	at Lexington
		at Lexington: UK leads, 1-0

Maine (UK leads, 1-0)		
Year	Score	Site
1981:	W, 100-54	at Lexington
		at Lexington: UK leads, 1-0

Marietta (Tied, 2-2)		
Year	Score	Site
1913:	W, 42-16	at Lexington
1914:	W, 19-17	at Lexington
1916:	L, 27-22	at Lexington
	L, 27-23	at Lexington
		at Lexington: Tied, 2-2

Marist (UK leads, 1-0)		
Year	Score	Site
2012:	W, 108-58	at Lexington
		at Lexington: UK leads, 1-0

2013 - 2014 KENTUCKY MEN'S BASKETBALL

at Atlanta: Tied, 1-1
 at Brooklyn: UK leads, 1-0
 at New York: UK leads, 1-0
 at Springfield, Mass.: UK leads, 1-0
 at Syracuse, N.Y.: UM leads, 1-0
 *As part of sanctions imposed upon the UK basketball program in 1989, the NCAA ordered Kentucky to erase from the record three NCAA tournament games from the 1987-88 season. Kentucky's 99-84 win over Southern, a 90-81 win over Maryland and an 80-74 loss to Villanova have been deleted from the records.

Maryville (UK leads, 5-0)

Year	Score	Site
1915:	W, 37-17	at Lexington
	W, 23-22	at Maryville, Tenn.
1916:	W, 36-25	at Lexington
1920:	W, 27-13	at Lexington
1941:	W, 53-14	at Lexington
at Lexington: UK leads, 4-0		
at Maryville, Tenn.: UK leads, 1-0		

Massachusetts (UK leads, 5-1)

Year	Score	Site
1992:	W, 90-69	at Lexington
	W, 87-77	at Philadelphia (NCAA)
1994:	W, 67-64	at East Rutherford, N.J.
1996:	L, 92-82	at Auburn Hills, Mich.
	W, 81-74	at East Rutherford, N.J. (NCAA)
2007:	W, 82-68	at Lexington
at Lexington: UK leads, 2-0		
at Neutral Sites: UK leads, 3-1		
at Auburn Hills, Mich.: UM leads, 1-0		
at East Rutherford, N.J.: UK leads, 2-0		
at Philadelphia: UK leads, 1-0		

Memphis (UM leads, 1-0)

Year	Score	Site
2007:	L, 80-3	at Honolulu
at Neutral Sites: UM leads, 1-0		
at Honolulu: UM leads, 1-0		

Mercer (UK leads, 2-1)

Year	Score	Site
1921:	W, 49-25	at Atlanta (SIAA)
1922:	L, 35-22	at Atlanta (SIAA)
1999:	W, 82-51	at Lexington
at Lexington: UK leads, 1-0		
at Neutral Sites: Tied, 1-1		
at Atlanta: Tied, 1-1		

Mexico (UK leads, 3-0)

Year	Score	Site
1933:	W, 81-22	at Lexington
1937:	W, 58-30	at Lexington
1942:	W, 56-26	at Lexington
at Lexington: UK leads, 3-0		

Mexico YMCA (UK leads, 1-0)

Year	Score	Site
1924:	W, 25-14	at Lexington
at Lexington: UK leads, 1-0		

Miami, Fla. (UK leads, 3-1)

Year	Score	Site
1957:	W, 114-75	at Lexington
1999:	W, 74-65	at Lexington
2000:	W, 60-57	at Miami
2008:	L, 73-67	at Lexington
at Lexington: UK leads, 2-1		
at Miami, Fla.: UK leads, 1-0		

Miami, Ohio (UK leads, 22-4)

Year	Score	Site
1906:	L, 15-10	at Lexington
	L, 29-19	at Oxford, Ohio
1912:	W, 31-14	at Lexington
1913:	W, 24-16	at Lexington
1919:	L, 38-14	at Lexington
1928:	L, 36-31	at Lexington
1929:	W, 43-42OT	at Lexington
1930:	W, 35-20	at Lexington
1942:	W, 35-21	at Lexington
1947:	W, 62-49	at Lexington
1948:	W, 67-53	at Oxford, Ohio
1958:	W, 94-70	at Lexington (NCAA)
1961:	W, 70-58	at Lexington
1962:	W, 93-61	at Lexington

1969:	W, 86-77	at Oxford, Ohio
	W, 72-71	at Madison, Wis. (NCAA)
1970:	W, 80-58	at Lexington
1974:	W, 81-68	at Lexington
1975:	W, 80-73	at Oxford, Ohio
	W, 91-69	at Lexington
1978:	W, 91-69	at Dayton, Ohio (NCAA)
1988:	W, 85-71	at Lexington (UKIT)
1993:	W, 65-49	at Lexington
1999:	W, 58-43	at St. Louis (NCAA)
2007:	W, 57-46	at Lexington
2009:	W, 72-70	at Lexington
at Lexington: UK leads, 15-3		
at Oxford, Ohio: UK leads, 3-1		
at Neutral Sites: UK leads, 3-0		
at Dayton, Ohio: UK leads, 1-0		
at Madison, Wis.: UK leads, 1-0		
at St. Louis: UK leads, 1-0		

Michigan (UK leads, 4-2)

Year	Score	Site
1925:	L, 21-11	at Lexington
1966:	W, 84-77	at Iowa City, Iowa (NCAA)
1968:	W, 96-79	at Ann Arbor, Mich.
1969:	W, 112-104	at Lexington (UKIT)
1971:	W, 104-93	at Ann Arbor, Mich.
1993:	L, 81-78OT	at New Orleans (NCAA)
at Lexington: Tied, 1-1		
at Ann Arbor, Mich.: UK leads, 2-0		
at Neutral Sites: Tied, 1-1		
at Iowa City, Iowa: UK leads, 1-0		
at New Orleans: UM leads, 1-0		

Michigan State (UK leads, 12-10)

Year	Score	Site
1936:	L, 32-26	at East Lansing, Mich.
	W, 27-19	at Lexington
1937:	W, 28-21	at Lexington
	L, 24-23	at East Lansing, Mich.
1938:	L, 43-38	at East Lansing, Mich.
	W, 44-27	at Lexington
1945:	W, 66-36	at Lexington
	L, 66-50	at East Lansing, Mich.
1946:	W, 55-44	at East Lansing, Mich.
	W, 59-51	at Lexington
1947:	W, 86-36	at Lexington
1948:	W, 47-45	at East Lansing, Mich.
1957:	L, 80-68	at Lexington (NCAA)
1972:	L, 91-85	at Lexington
1973:	W, 75-66	at East Lansing, Mich.
1978:	W, 52-49	at Dayton, Ohio (NCAA)
1999:	L, 73-66	at St. Louis (NCAA)
2000:	W, 60-58	at Lexington
2001:	L, 46-45	at East Lansing, Mich.
2003:	L, 71-67	at Lexington
2004:	W, 79-74	at Detroit
2005:	L, 94-882OT	at Austin, Texas (NCAA)
at Lexington: UK leads, 7-3		
at East Lansing, Mich.: MSU leads, 5-3		
at Neutral Sites: Tied, 2-2		
at Austin, Texas: MSU leads, 1-0		
at Dayton, Ohio: UK leads, 1-0		
at Detroit: UK leads, 1-0		
at St. Louis: MSU leads, 1-0		

Middle Tenn. (MTSU leads, 1-0)

Year	Score	Site
1982:	L, 50-44	at Nashville, Tenn. (NCAA)
at Neutral Sites: MT leads, 1-0		
at Nashville, Tenn.: MT leads, 1-0		

Minnesota (UK leads, 4-1)

Year	Score	Site
1952:	L, 61-57	at Minneapolis
1954:	W, 74-59	at Lexington
1956:	W, 72-65	at Lexington (UKIT)
1958:	W, 78-58	at Lexington (UKIT)
1997:	W, 78-69	at Indianapolis (NCAA)
at Lexington: UK leads, 3-0		
at Minneapolis: UM leads, 0-1		
at Neutral Sites: UK leads, 1-0		
at Indianapolis: UK leads, 1-0		

Mississippi (UK leads, 100-13)

Year	Score	Site
1925:	W, 26-23	at Lexington
1927:	L, 37-17	at Lexington
1928:	L, 41-28	at Atlanta (So.Con.)
1929:	W, 35-30	at Lexington
	W, 32-24	at Lexington
1933:	W, 49-31	at Atlanta (SEC)
1939:	W, 49-30	at Knoxville, Tenn. (SEC)
1941:	W, 60-41	at Lexington
	W, 62-52	at Louisville (SEC)
1942:	W, 59-32	at Louisville (SEC)
1949:	W, 75-45	at Memphis, Tenn.
	W, 85-31	at Memphis, Tenn.
1950:	W, 61-55	at Memphis, Tenn.
	W, 90-50	at Lexington
1951:	W, 86-39	at Owensboro, Ky.
1952:	W, 116-58	at Owensboro, Ky.
	W, 81-61	at Lexington
1954:	W, 88-62	at Lexington
1955:	W, 84-66	at Memphis, Tenn.
1956:	W, 88-49	at Lexington
1957:	W, 75-69	at Memphis, Tenn.
1958:	W, 96-65	at Lexington
1959:	W, 97-72	at Jackson, Miss.
1960:	W, 61-43	at Lexington
1961:	W, 74-60	at Jackson, Miss.
1962:	W, 83-60	at Lexington
1963:	W, 75-69	at Jackson, Miss.
1964:	W, 102-59	at Lexington
1965:	W, 102-65	at Lexington
1966:	W, 108-65	at Oxford, Miss.
1967:	W, 96-53	at Lexington
	W, 79-70	at Oxford, Miss.
1968:	W, 85-76	at Oxford, Miss.
	W, 78-62	at Lexington
1969:	W, 69-59	at Oxford, Miss.
	W, 104-68	at Lexington
1970:	W, 95-73	at Lexington
	W, 120-85	at Oxford, Miss.
1971:	W, 103-95	at Oxford, Miss.
	W, 121-86	at Lexington
1972:	W, 93-82	at Lexington
	W, 90-82	at Oxford, Miss.
1973:	L, 61-58	at Oxford, Miss.
	W, 88-70	at Lexington
1974:	W, 93-64	at Lexington
	L, 61-60	at Oxford, Miss.
1975:	W, 85-82	at Oxford, Miss.
	W, 108-89	at Lexington
1976:	W, 89-81	at Lexington
	W, 94-87	at Oxford, Miss.
1977:	W, 100-73	at Lexington
	W, 81-69	at Oxford, Miss.
1978:	W, 76-56	at Lexington
	W, 64-52	at Oxford, Miss.
1979:	W, 90-64	at Lexington
	W, 87-82	at Oxford, Miss.
	W, 82-77	at Birmingham, Ala. (SEC)
1980:	W, 79-73	at Oxford, Miss.
	W, 86-72	at Lexington
	W, 70-67	at Birmingham, Ala. (SEC)
1981:	W, 64-55	at Lexington
	W, 62-55	at Oxford, Miss.
1982:	L, 67-65	at Oxford, Miss.
	W, 56-49	at Lexington
	W, 62-58	at Lexington (SEC)
1983:	W, 72-60	at Lexington
	W, 61-58	at Oxford, Miss.
1984:	W, 68-55	at Oxford, Miss.
	W, 76-57	at Lexington
1985:	W, 57-45	at Oxford, Miss.
	W, 67-52	at Lexington
1986:	W, 75-58	at Lexington
	W, 62-58	at Oxford, Miss.
	W, 95-69	at Lexington (SEC)
1987:	L, 76-65	at Oxford, Miss.
	W, 64-63	at Lexington
1988:	W, 94-65	at Lexington
	W, 78-71	at Oxford, Miss.
	W, 82-64	at Baton Rouge (SEC)
1989:	L, 70-65	at Oxford, Miss.
	W, 70-69	at Lexington
1990:	W, 98-79	at Lexington
	L, 88-74	at Oxford, Miss.
1991:	W, 95-85	at Oxford, Miss.
	W, 89-77	at Lexington
1992:	W, 96-78	at Lexington
1993:	W, 98-66	at Oxford, Miss.
1994:	W, 98-64	at Louisville
1995:	W, 82-65	at Memphis, Tenn.
1996:	W, 90-60	at Lexington
1997:	L, 73-69	at Oxford, Miss.
	W, 88-70	at Memphis, Tenn. (SEC)
1998:	L, 73-64	at Lexington

1999:	W, 63-57	at Oxford, Miss.
	W, 83-73	at Atlanta (SEC)
2000:	W, 74-69	at Lexington
2001:	L, 65-55	at Oxford, Miss.
	W, 77-55	at Nashville, Tenn. (SEC)
2002:	W, 87-64	at Lexington
2003:	W, 80-62	at Oxford, Miss.
2004:	W, 71-61	at Lexington
2005:	W, 53-50	at Oxford, Miss.
2006:	W, 80-40	at Lexington
	W, 71-57	at Nashville, Tenn. (SEC)
2007:	W, 68-58	at Oxford, Miss.
2008:	W, 58-54	at Lexington
2009:	L, 85-80	at Oxford, Miss.
	W, 71-58	at Tampa, Fla. (SEC)
2010:	W, 85-75	at Lexington
2011:	L, 69-71	at Oxford, Miss.
	W, 75-66	at Atlanta (SEC)
2012:	W, 77-62	at Lexington
2013:	W, 87-74	at Oxford, Miss.
at Lexington: UK leads, 50-2		
at Oxford, Miss.: UK leads, 26-10		
at Neutral Sites: UK leads, 24-1		
at Atlanta: UK leads, 3-1		
at Baton Rouge: UK leads, 1-0		
at Birmingham, Ala.: UK leads, 2-0		
at Jackson, Miss.: UK leads, 3-0		
at Knoxville, Tenn.: UK leads, 1-0		
at Louisville: UK leads, 3-0		
at Memphis, Tenn.: UK leads, 6-0		
at Nashville, Tenn.: UK leads, 2-0		
at Owensboro, Ky.: UK leads, 2-0		
at Tampa, Fla.: UK leads, 1-0		

Miss. State (UK leads, 89-20)

Year	Score	Site
1921:	W, 28-13	at Atlanta (SIAA)
1922:	W, 28-21	at Lexington
1924:	L, 17-16	at Lexington
1925:	W, 31-26	at Atlanta (So.Con.)
1926:	L, 31-26	at Atlanta (So.Con.)
1929:	W, 25-23OT	at Starkville, Miss.
	W, 32-14	at Jackson, Miss.
1930:	W, 38-17	at Lexington
	W, 20-14	at Lexington
1933:	W, 46-27	at Atlanta (SEC)
1936:	W, 41-39	at Knoxville, Tenn. (SEC)
1939:	W, 39-28	at Lexington
1940:	W, 45-37	at Lexington
1943:	W, 52-43	at Louisville (SEC)
1950:	W, 87-55	at Owensboro, Ky.
	W, 56-46	at Louisville (SEC)
1951:	W, 80-60	at Starkville, Miss.
	W, 92-70	at Louisville (SEC)
1952:	W, 110-66	at Lexington
1954:	W, 81-49	at Lexington
1955:	W, 61-56	at Starkville, Miss.
1956:	W, 86-65	at Lexington
1957:	L, 89-81	at Starkville, Miss.
1958:	W, 72-62	at Lexington
1959:	L, 66-58	at Starkville, Miss.
1960:	W, 90-59	at Lexington
1961:	W, 68-62</	

2013 - 2014 KENTUCKY MEN'S BASKETBALL

Morehead St. (UK leads, 10-0)

Year	Score	Site
1961:	W, 71-64	at Louisville (NCAA)
1992:	W, 101-84	at Louisville
1993:	W, 108-65	at Lexington
1994:	W, 97-61	at Lexington
1996:	W, 96-32	at Lexington
1998:	W, 88-49	at Lexington
2002:	W, 94-75	at Lexington
2005:	W, 71-40	at Lexington
2009:	W, 75-59	at Lexington
2013:	W, 81-70	at Lexington

at Lexington: UK leads, 8-0
at Neutral Sites: UK leads, 2-0
at Louisville: UK leads, 2-0

Mt. St. Mary's (UK leads, 1-0)

Year	Score	Site
1995:	W, 113-67	at Memphis, Tenn. (NCAA)

at Neutral Sites: UK leads, 1-0
at Memphis, Tenn.: UK leads, 1-0

Navy (UK leads, 3-1)

Year	Score	Site
1929:	L, 32-26	at Annapolis, Md.
1959:	W, 82-69	at Lexington
1970:	W, 73-59	at Lexington (UKIT)
1987:	W, 80-69	at Lexington

at Lexington: UK leads, 3-0
at Annapolis, Md.: Navy leads, 1-0

Nebraska (UK leads, 2-1)

Year	Score	Site
1941:	L, 40-39	at Lincoln, Neb.
1942:	W, 42-27	at Lexington
1973:	W, 85-60	at Lexington (UKIT)

at Lexington: UK leads, 2-0
at Lincoln, Neb.: NU leads, 1-0

New Albany YMCA (Y. leads, 1-0)

Year	Score	Site
1906:	L, 29-12	at New Albany, Ind.

at New Albany, Ind.: YMCA leads, 1-0

N. Mexico St. (UK leads, 1-0)

Year	Score	Site
1999:	W, 82-60	at New Orleans (NCAA)

at Neutral Sites: UK leads, 1-0
at New Orleans: UK leads, 1-0

New York U. (NYU leads, 2-0)

Year	Score	Site
1935:	L, 23-22	at New York
1936:	L, 41-28	at New York

at New York: NYU leads, 2-0

Niagara (UK leads, 1-0)

Year	Score	Site
1976:	W, 67-61	at New York (NIT)

at Neutral Sites: UK leads, 1-0
at New York: UK leads, 1-0

N. Carolina (UNC leads, 22-13)

Year	Score	Site
1924:	L, 41-20	at Atlanta (SIAA)
1929:	L, 25-15	at Lexington
1932:	L, 43-42	at Atlanta (So.Con.)
1950:	W, 83-44	at Lexington
1960:	W, 76-70	at Lexington (UKIT)
1961:	W, 70-65	at Greensboro, N.C.
1963:	L, 68-66	at Lexington
1964:	W, 100-80	at Lexington
1965:	L, 82-67	at Charlotte, N.C.
1967:	L, 64-55	at Lexington
1968:	L, 84-77	at Greensboro, N.C.
1969:	L, 87-77	at Lexington
1970:	W, 94-87	at Charlotte, N.C.
1973:	L, 78-70	at Louisville
1974:	L, 101-84	at Greensboro, N.C.
1975:	W, 90-78	at Louisville
1976:	L, 90-77	at Charlotte, N.C.
1977:	L, 79-72	at College Park, Md. (NCAA)
1982:	L, 82-69	at East Rutherford, N.J.
1990:	L, 121-110	at Louisville
1991:	L, 84-81	at Chapel Hill, N.C.
1995:	L, 74-61	at Birmingham, Ala. (NCAA)
2001:	W, 93-76	at Chapel Hill, N.C.
2002:	W, 79-59	at Lexington
2003:	W, 98-81	at Chapel Hill, N.C.
2004:	W, 61-56	at Lexington
2005:	L, 91-78	at Chapel Hill, N.C.
2006:	L, 83-79	at Lexington

2007:	L, 75-63	at Chapel Hill, N.C.
2008:	L, 86-77	at Lexington
2009:	L, 77-58	at Chapel Hill, N.C.
2010:	W, 68-66	at Lexington
2011:	L, 73-75	at Chapel Hill, N.C.
	W, 76-69	at Newark, N.J. (NCAA)
2012:	w, 73-72	at Lexington

at Lexington: UK leads, 7-6
at Chapel Hill: UNC leads, 5-2
at Neutral Sites: UNC leads, 12-3
at Atlanta: UNC leads, 2-0
at Birmingham, Ala.: UNC leads, 1-0
at Charlotte, N.C.: UNC leads, 2-1
at College Park, Md.: UNC leads, 1-0
at East Rutherford, N.J.: UNC leads, 1-0
at Greensboro, N.C.: UNC leads, 2-1
at Louisville: UNC leads, 2-1
at Newark, N.J.: UK leads, 1-0

UNC Asheville (UK leads, 3-0)

Year	Score	Site
1997:	W, 105-51	at Lexington
2000:	W, 86-41	at Lexington
2010:	W, 94-57	at Louisville

at Lexington: UK leads, 2-0
at Neutral Sites: UK leads, 1-0
at Louisville: UK leads, 1-0

N.C. State (UK leads, 3-1)

Year	Score	Site
1931:	W, 33-28	at Atlanta (So.Con.)
1947:	W, 60-42	at New York (NIT)
1985:	W, 78-62	at Lexington
1986:	L, 54-51	at Raleigh, N.C.

at Lexington: UK leads, 1-0
at Raleigh, N.C.: NCS leads, 1-0
at Neutral Sites: UK leads, 2-0
at Atlanta: UK leads, 1-0
at New York: UK leads, 1-0

N. Colorado (UK leads, 1-0)

Year	Score	Site
1960:	W, 106-73	at Lexington

at Lexington: UK leads, 1-0

Northwestern (UK leads, 7-1)

Year	Score	Site
1963:	W, 71-60	at Lexington
1964:	W, 95-63	at Evanston, Ill.
1966:	W, 86-75	at Lexington
1967:	W, 118-116	at Evanston, Ill.
1971:	W, 115-100	at Evanston, Ill.
1972:	W, 94-85	at Lexington
1975:	W, 97-70	at Lexington
1976:	L, 89-77	at Evanston, Ill.

at Lexington: UK leads, 4-0
at Evanston, Ill.: UK leads, 3-1

Northwestern St. (Tied, 1-1)

Year	Score	Site
1986:	W, 77-58	at Lexington
1989:	L, 85-82	at Lexington

at Lexington: Tied, 1-1

Notre Dame (UK leads, 42-19)

Year	Score	Site
1929:	W, 19-16	at South Bend, Ind.
1936:	L, 41-20	at South Bend, Ind.
1937:	L, 41-28	at Louisville
1938:	L, 47-39	at South Bend, Ind.
1939:	L, 42-39	at Louisville
1940:	L, 52-47	at South Bend, Ind.
1941:	L, 48-47	at Louisville
1942:	L, 46-43	at South Bend, Ind.
1943:	W, 60-55	at Louisville
1944:	W, 55-54	at Louisville
1945:	L, 59-58OT	at Louisville
1946:	L, 56-47	at Louisville
1947:	W, 60-30	at Louisville
1948:	L, 64-55	at South Bend, Ind.
1949:	W, 62-38	at Louisville
1950:	L, 64-51	at South Bend, Ind.
1951:	W, 69-44	at Lexington
1952:	W, 71-66	at Chicago
1958:	W, 89-56	at Lexington (NCAA)
1959:	W, 71-52	at Chicago
1960:	W, 68-65	at Lexington
1961:	W, 68-62	at Louisville
1962:	W, 100-53	at Louisville
1963:	W, 78-70	at Louisville
1964:	W, 101-81	at Louisville
1965:	L, 111-97	at Louisville
1966:	W, 103-69	at Louisville
1967:	W, 96-85	at Louisville
1968:	W, 81-73	at Louisville
1969:	W, 110-90	at Louisville

1970:	W, 102-100	at Louisville
	W, 109-99	at Columbus, Ohio (NCAA)
1971:	L, 99-92	at Louisville
1972:	W, 83-67	at Louisville
1973:	W, 65-63	at Louisville
1974:	L, 94-79	at Louisville

1975:	W, 113-96	at Louisville
1976:	W, 79-77	at Louisville
1977:	W, 102-78	at Louisville
1978:	W, 73-68	at Louisville
1979:	W, 81-76	at Louisville
1980:	W, 86-80	at Louisville
1981:	L, 67-61	at Louisville
1982:	W, 34-28 ^{OT}	at Louisville
1983:	W, 58-45	at South Bend, Ind.
1988:	W, 78-69	at Louisville
1989:	L, 81-65	at Indianapolis
1990:	L, 80-67	at South Bend, Ind.
1991:	W, 98-90	at Indianapolis
1992:	W, 91-70	at Lexington
1993:	W, 81-62	at South Bend, Ind.
1994:	W, 84-59	at Lexington
1995:	W, 97-58	at South Bend, Ind.
1997:	W, 80-56	at Lexington
2001:	W, 82-71	at Lexington
2002:	W, 72-65	at South Bend, Ind.
2003:	W, 88-73	at Lexington
2004:	W, 71-63	at South Bend, Ind. (NIT)
2009:	L, 77-67	at Louisville

2011:	W, 72-58	at Louisville
2013:	L, 64-50	at South Bend, Ind.

at Lexington: UK leads, 8-0
at South Bend, Ind.: UK leads, 10-6
at Neutral Sites: UK leads, 28-10
at Chicago: UK leads, 2-0
at Columbus, Ohio: UK leads, 1-0
at Indianapolis: Tied, 1-1
at Louisville: UK leads, 24-9

Oglethorpe (UK leads, 1-0)

Year	Score	Site
1935:	W, 81-12	at Lexington

at Lexington: UK leads, 1-0

Ohio (UK leads, 14-1)

Year	Score	Site
1944:	W, 51-35	at Lexington
1945:	W, 59-46	at Lexington
	W, 61-38	at Athens, Ohio
1946:	W, 57-48	at Lexington
	W, 60-52	at Athens, Ohio
1947:	W, 46-36	at Lexington
1948:	W, 79-57	at Athens, Ohio
1964:	L, 85-69	at Minneapolis (NCAA)

1983:	W, 57-40	at Tampa, Fla. (NCAA)
1990:	W, 76-73	at Lexington
1992:	W, 73-63	at Cincinnati
1995:	W, 79-74	at Lexington
1998:	W, 95-58	at Athens, Ohio
2003:	W, 83-75	at Cincinnati
2006:	W, 71-63	at Cincinnati

at Lexington: UK leads, 6-0
at Athens, Ohio: UK leads, 4-0
at Neutral Sites: UK leads, 4-1
at Cincinnati: UK leads, 3-0
at Minneapolis: OU leads, 1-0
at Tampa, Fla: UK leads, 1-0

Ohio State (UK leads, 11-8)

Year	Score	Site
1933:	L, 46-30	at Lexington
1940:	W, 36-30	at New Orleans (Sugar)
1942:	L, 43-41	at Columbus, Ohio
1943:	L, 45-40	at Lexington
1944:	W, 40-28	at Columbus, Ohio
1945:	W, 53-48OT	at Lexington
	L, 45-37	at New York (NCAA)
1958:	W, 61-54	at Columbus, Ohio
1959:	W, 95-76	at Lexington (UKIT)
1960:	W, 96-93	at Lexington
1961:	L, 87-74	at Louisville (NCAA)
1962:	L, 74-64	at Iowa City, Iowa (NCAA)

1968:	L, 82-81	at Lexington (NCAA)
1981:	W, 70-64	at Lexington
1982:	W, 78-62	at Columbus, Ohio
1987:	L, 91-77	at Atlanta (NCAA)
1994:	W, 100-88	at Maui, Hawaii
1997:	W, 81-65	at Cleveland
2011:	W, 62-60	at Newark, N.J.

at Lexington: UK leads, 4-3
at Columbus, Ohio: UK leads, 3-1
at Neutral Sites: Tied, 4-4
at Atlanta: OSU leads, 1-0

at Cleveland:	UK leads, 1-0
at Iowa City, Iowa:	OSU leads, 1-0
at Louisville:	OSU leads, 1-0
at Maui, Hawaii:	UK leads, 1-0
at Newark, N.J.:	UK leads, 1-0
at New Orleans:	UK leads, 1-0
at New York:	OSU leads, 1-0

Ohio Wesleyan (OW leads, 1-0)

Year	Score	Site
1911:	L, 37-19	at Delaware, Ohio

at Delaware, Ohio: OW leads, 1-0

Oklahoma (UK leads, 3-0)

Year	Score	Site
1947:	W, 43-33	at Lexington
1987:	W, 75-74	at Lexington
2011:	W, 76-64	at Maui, Hawaii

at Lexington: UK leads, 2-0
at Neutral Sites: UK leads, 1-0
at Maui, Hawaii: UK leads, 1-0

Oklahoma State (UK leads, 3-1)

Year	Score	Site
1944:	W, 45-29	at New York (NIT)
1947:	L, 37-31	at New Orleans (Sugar)
1949:	W, 46-36	at Seattle (NCAA)
1975:	W, 90-65	at Lexington (UKIT)

at Lexington: UK leads, 1-0
at Neutral Sites: UK leads, 2-1
at New Orleans: OSU leads, 1-0
at New York: UK leads, 1-0
at Seattle: UK leads, 1-0

Old Dominion (UK leads, 2-0)

Year	Score	Site
1992:	W, 88-69	at Worcester, Mass. (NCAA)
2012:	W, 62-52	at Uncasville, Conn.

at Neutral Sites: UK leads, 1-0
at Uncasville, Conn.: UK leads, 1-0
at Worcester, Mass.: UK leads, 1-0

Oregon (UK leads, 1-0)

Year	Score	Site
1973:	W, 95-68	at Lexington (UKIT)

at Lexington: UK leads, 1-0

Oregon State (UK leads, 3-0)

Year	Score	Site
1967:	W, 96-76	at Lexington (UKIT)
1971:	W, 84-78	at Lexington
1976:	W, 82-74	at Lexington (UKIT)

at Lexington: UK leads, 3-0

Otterbein (OC leads, 1-0)

Year	Score	Site
1911:	L, 41-27	at Westerville, Ohio

at Westerville, Ohio: OC leads, 1-0

Pennsylvania (UK leads, 5-0)

Year	Score	Site
1968:	W, 64-49	at Lexington
1969:	W, 102-78	at Philadelphia
1991:	W, 85-62	at Lexington
2000:	W, 67-50	at Lexington
2011:	W, 86-62	at Lexington

at Lexington: UK leads, 4-0
at Philadelphia: UK leads, 1-0

Penn State (UK leads, 3-1)

Year	Score	Site
1952:	W, 82-54	at Raleigh, N.C. (NCAA)
1955:	W, 84-59	at Evanston, Ill. (NCAA)
2001:	L, 73-68	at Lexington
2012:	W, 85-47	at Uncasville, Conn.

at Lexington: PSU leads, 1-0
at Neutral Sites: UK leads, 2-0
at Evanston, Ill.: UK leads, 1-0
at Raleigh, N.C.: UK leads, 1-0
at Uncasville, Conn.: UK leads, 1-0

Pepperdine (UK leads, 1-0)

Year	Score	Site
1986:	W, 88-56	at Lexington (UKIT)

at Lexington: UK leads, 1-0

Phillips Oilers (PO leads, 1-0)

Year	Score	Site
1948:	L, 53-49	at New York

at Neutral Sites: PO leads, 1-0
at New York: UK leads, 1-0

Pittsburgh (UK leads, 4-2)

Year	Score	Site
1936:	W, 35-17	at Lexington
1938:	W, 40-29	at New Orleans (Sugar)
1957:	W, 98-92	at Lexington (NCAA)
1960:	W, 73-66	at Lexington
1992:	L, 85-67	at Lexington
1999:	L, 68-56	at Bayamone, P.R.

at Lexington: UK leads, 3-1
at Neutral Sites: Tied, 1-1
at Bayamone, P.R.: Pitt leads, 1-0
at New Orleans: UK leads, 1-0

Portland (UK leads, 4-0)

Year	Score	Site
1990:	W, 88-71	at Lexington (UKIT)
2011:	W, 79-48	at Portland, Ore.
2012:	W, 87-63	at Lexington
2013:	W, 74-46	at Lexington

at Lexington: UK

2013 - 2014 KENTUCKY MEN'S BASKETBALL

Rose Polytechnic (Tied, 1-1)		
Year	Score	Site
1910:	L, 52-11	at Terre Haute, Ind.
1917:	W, 33-12	at Lexington
at Lexington: UK leads, 1-0		
at Terre Haute, Ind.: RP leads, 1-0		

Rutgers (UK leads, 1-0)		
Year	Score	Site
1993:	W, 60-54	at New York
at Neutral Sites: UK leads, 1-0		
at New York: UK leads, 1-0		

Saint Louis (SL leads, 9-8)		
Year	Score	Site
1949:	L, 42-40	at New Orleans (Sugar)
1950:	L, 43-42 ^{OT}	at New Orleans (Sugar)
1952:	L, 61-60	at New Orleans (Sugar)
1954:	W, 71-59	at St. Louis
1955:	W, 82-65	at Lexington
1956:	W, 101-80	at St. Louis
	L, 71-70	at Lexington
1958:	W, 73-60	at St. Louis
1959:	W, 76-57	at Lexington
1960:	L, 73-61	at St. Louis
1961:	L, 74-72 ^{OT}	at Lexington (UKIT)
1962:	W, 86-77	at Lexington
1963:	L, 87-63	at St. Louis
1964:	L, 67-60	at Lexington
1965:	L, 80-75	at St. Louis
1966:	W, 80-70	at Lexington
1998:	W, 88-61	at Atlanta (NCAA)
at Lexington: UK leads, 4-3		
at St. Louis: Tied, 3-3		
at Neutral Sites: SL leads, 3-1		
at Atlanta: UK leads, 1-0		
at New Orleans: SJ leads, 3-0		

Sam Houston St. (UK leads, 1-0)		
Year	Score	Site
2009:	W, 102-92	at Lexington
at Lexington: UK leads, 1-0		

Samford (UK leads, 2-0)		
Year	Score	Site
2012:	W, 82-50	at Lexington
2013:	W, 88-56	at Lexington
at Lexington: UK leads, 2-0		

San Diego (SD leads, 1-0)		
Year	Score	Site
2008:	L, 81-72	at Lexington
at Lexington: SD leads, 1-0		

San Francisco (UK leads, 1-0)		
Year	Score	Site
1994:	W, 110-83	at Lexington
at Lexington: UK leads, 1-0		

San Jose St. (UK leads, 1-0)		
Year	Score	Site
1996:	W, 110-72	at Dallas (NCAA)
at Neutral Sites: UK leads, 1-0		
at Dallas: UK leads, 1-0		

Santa Clara (UK leads, 1-0)		
Year	Score	Site
2007:	W, 74-60	at Lexington
at Lexington: UK leads, 1-0		

Seattle (UK leads, 1-0)		
Year	Score	Site
1958:	W, 84-72	at Louisville (NCAA)
at Neutral Sites: UK leads, 1-0		
at Louisville: UK leads, 1-0		

Seton Hall (Tied, 1-1)		
Year	Score	Site
1982:	W, 98-72	at Lexington (UKIT)
1989:	L, 63-60	at Anchorage, Alaska
at Lexington: UK leads, 1-0		
at Anchorage, Alaska: UK leads, 1-0		

Sewanee (UK leads, 6-0)		
Year	Score	Site
1923:	W, 30-14	at Lexington
1924:	W, 50-15	at Lexington
1930:	W, 44-22	at Atlanta (So.Con.)
1932:	W, 30-20	at Sewanee, Tenn.
1934:	W, 55-16	at Sewanee, Tenn.
	W, 60-15	at Lexington

at Lexington: UK leads, 3-0		
at Sewanee, Tenn.: UK leads, 2-0		
at Neutral Sites: UK leads, 1-0		
at Atlanta: UK leads, 1-0		

S. Carolina (UK leads, 47-10)		
Year	Score	Site
1928:	W, 56-40	at Atlanta (So.Con.)
1933:	W, 44-36	at Lexington
	L, 44-38	at Columbia, S.C.
1942:	W, 64-25	at Lexington
1968:	W, 76-66	at Lexington (UKIT)
1977:	W, 98-67	at Lexington
1978:	W, 84-65	at Lexington
1979:	W, 79-74	at Columbia, S.C.
1980:	W, 126-81	at Lexington
1992:	W, 80-63	at Columbia, S.C.
	W, 74-56	at Lexington
1993:	W, 108-82	at Columbia, S.C.
	W, 87-66	at Lexington
1994:	W, 79-67	at Lexington
	L, 75-74	at Columbia, S.C.
1995:	W, 80-55	at Columbia, S.C.
	W, 90-72	at Lexington
1996:	W, 89-60	at Columbia, S.C.
	W, 89-57	at Lexington
1997:	L, 84-79 ^{OT}	at Columbia, S.C.
	L, 72-66	at Lexington
1998:	W, 91-70	at Lexington
	W, 69-57	at Columbia, S.C.
	W, 86-56	at Atlanta (SEC)
1999:	W, 68-61	at Columbia, S.C.
	W, 74-40	at Lexington
2000:	W, 64-48	at Columbia, S.C.
	W, 76-63	at Lexington
2001:	W, 69-63	at Lexington
	W, 94-61	at Columbia, S.C.
	W, 78-65	at Nashville, Tenn. (SEC)
2002:	W, 51-50	at Columbia, S.C.
	W, 91-74	at Lexington
	L, 70-57	at Atlanta (SEC)
2003:	W, 62-55	at Lexington
	W, 87-69	at Columbia, S.C.
2004:	W, 65-64	at Lexington
	W, 84-65	at Columbia, S.C.
	W, 78-63	at Atlanta (SEC)
2005:	W, 79-75	at Lexington
	L, 73-61	at Columbia, S.C.
2006:	W, 80-78	at Lexington
	W, 79-66	at Columbia, S.C.
	L, 65-61	at Nashville, Tenn. (SEC)
2007:	W, 87-49	at Columbia, S.C.
	W, 95-89	at Lexington
2008:	W, 78-70	at Lexington
	W, 71-63	at Columbia, S.C.
2009:	L, 78-77	at Lexington
	L, 77-59	at Columbia, S.C.
2010:	L, 62-68	at Columbia, S.C.
	W, 82-61	at Lexington
2011:	W, 67-58	at Columbia, S.C.
	W, 90-59	at Lexington
2012:	W, 79-64	at Lexington
	W, 86-52	at Columbia, S.C.
2013:	W, 77-55	at Lexington
at Lexington: UK leads, 25-2		
at Columbia, S.C.: UK leads, 18-6		
at Neutral Sites: UK leads, 4-2		
at Atlanta: UK leads, 3-1		
at Nashville, Tenn.: Tied, 1-1		

S.C. State (UK leads, 1-0)		
Year	Score	Site
1998:	W, 82-67	at Atlanta (NCAA)
at Neutral Sites: UK leads, 1-0		
at Atlanta: UK leads, 1-0		

South Dakota State (UK leads, 1-0)		
Year	Score	Site
2006:	W, 71-54	at Lexington (Guard-ians)
at Lexington: UK leads, 1-0		

Southern (Tied, 0-0)		
Year	Score	Site
*As part of sanctions imposed upon the UK basketball program in 1989, the NCAA ordered Kentucky to erase from the record three NCAA tournament games from the 1987-88 season. Kentucky's 99-84 win over Southern, a 90-81 win over Maryland and an 80-74 loss to Villanova have been deleted from the records.		

Southern Cal (USC leads, 3-0)		
Year	Score	Site
1960:	L, 87-73	at Los Angeles
1962:	L, 79-77	at Lexington
2001:	L, 80-76	at Philadelphia (NCAA)
at Lexington: USC leads, 1-0		
at Los Angeles: USC leads, 1-0		
at Neutral Sites: USC leads, 1-0		
at Philadelphia: USC leads, 1-0		

SMU (UK leads, 3-2)		
Year	Score	Site
1957:	W, 73-67	at Lexington (UKIT)
1958:	L, 65-64	at Dallas
1959:	W, 72-60	at Lexington
1977:	W, 110-86	at Lexington
1985:	L, 56-54	at Lexington
at Lexington: UK leads, 3-1		
at Dallas: SMU leads, 1-0		

Stony Brook (UK leads, 1-0)		
Year	Score	Site
2008:	W, 62-52	at Lexington
at Lexington: UK leads, 1-0		

St. Andrews (Tied, 1-1)		
Year	Score	Site
1915:	W, 32-15	at Lexington
	L, 50-25	at Laurinburg, N.C.
at Lexington: UK leads, 1-0		
at Laurinburg: SA leads, 1-0		

St. Bonaventure (UK leads, 1-0)		
Year	Score	Site
2000:	W, 85-80 ^{OT}	at Cleveland (NCAA)
at Neutral Sites: UK leads, 1-0		
at Cleveland: UK leads, 1-0		

St. John's (UK leads, 11-5)		
Year	Score	Site
1944:	W, 44-38	at New York
	L, 48-45	at New York (NIT)
1946:	W, 73-59	at New York
1947:	W, 70-50	at New York
1948:	W, 52-40	at New York
1949:	W, 57-30	at New York
1950:	L, 69-58	at New York
1951:	W, 43-37	at New York
	W, 59-43	at New York (NCAA)
1952:	W, 81-40	at Lexington
	L, 64-57	at Raleigh, N.C. (NCAA)
1978:	W, 102-72	at Lexington (UKIT)
1985:	L, 86-70	at Denver (NCAA)
1993:	W, 86-77	at New York
2001:	L, 62-61	at New York
2012:	W, 81-59	at Lexington
at Lexington: UK leads, 3-0		
at New York: UK leads, 8-3		
at Neutral Sites: SJ leads, 2-0		
at Denver: SJ leads, 1-0		
at Raleigh, N.C.: SJ leads, 1-0		

St. Joseph's (UK leads, 2-0)		
Year	Score	Site
1939:	W, 41-30	at Philadelphia
1997:	W, 102-72	at San Jose, Calif. (NCAA)
at Philadelphia: UK leads, 1-0		
at Neutral Sites: UK leads, 1-0		
at San Jose, Calif.: UK leads, 1-0		

Stanford (UK leads, 3-0)		
Year	Score	Site
1974:	W, 78-77	at Lexington (UKIT)
1998:	W, 86-85 ^{OT}	at San Antonio (NCAA)
2009:	W, 73-65 ^{OT}	at Cancun, Mexico
at Lexington: UK leads, 1-0		
at Neutral Sites: UK leads, 2-0		
at San Antonio: UK leads, 1-0		
at Cancun, Mexico: UK leads, 1-0		

Syracuse (UK leads, 8-3)		
Year	Score	Site
1951:	W, 69-59	at New Orleans (Sugar)
1965:	W, 110-77	at Lexington
1975:	W, 95-79	at San Diego (NCAA)
1979:	W, 94-87	at Lexington (UKIT)
1988:	W, 62-58	at Lexington
1989:	L, 89-73	at Syracuse, N.Y.
1994:	L, 93-85	at Syracuse, N.Y.
1995:	W, 77-71	at Lexington

1996:	W, 76-67	at E. Rutherford, N.J. (NCAA)
1997:	W, 87-53	at Anchorage, Alaska
2000:	L, 52-50	at Cleveland (NCAA)
at Lexington: UK leads, 4-0		
at Syracuse, N.Y.: SU leads, 2-0		
at Neutral Sites: UK leads, 4-1		
at Anchorage, Alaska: UK leads, 1-0		
at Cleveland: SU leads, 1-0		
at East Rutherford, N.J.: UK leads, 1-0		
at New Orleans: UK leads, 1-0		
at San Diego: UK leads, 1-0		

Temple (UK leads, 14-4)		
Year	Score	Site
1945:	W, 45-44	at Philadelphia
1946:	L, 53-45	at Philadelphia
	W, 54-43	at Louisville
1947:	W, 68-29	at Louisville
1948:	L, 60-59	at Philadelphia
1949:	W, 58-38	at Louisville
1954:	W, 86-59	at Lexington
1955:	W, 79-61	at Lexington
	W, 101-69	at Philadelphia
1956:	L, 73-61	at Lexington
1957:	W, 73-58	at Philadelphia
1958:	W, 85-83 ^{OT}	at Lexington
	W, 61-60	at Louisville (NCAA)
1959:	W, 76-71	at Philadelphia
1960:	W, 97-92	at Louisville
1961:	L, 66-58	at Philadelphia
1962:	W, 78-55	at Lexington
1963:	W, 56-52	at Philadelphia
at Lexington: UK leads, 4-1		
at Philadelphia: UK leads, 5-3		
at Neutral Sites: UK leads, 5-0		
at Louisville: UK leads, 5-0		

Tennessee (UK leads, 149-67)		
Year	Score	Site
1910:	W, 26-5	at Lexington
1912:	W, 27-15	at Lexington
1914:	W, 20-14	at Lexington
	W, 20-18	at Lexington
1915:	L, 36-21	at Knoxville, Tenn.
	L, 27-22	at Knoxville, Tenn.
	W, 22-13	at Lexington
	W, 20-18	at Lexington
1916:	L, 28-17	at Lexington
1917:	L, 23-20	at Lexington
	L, 22-19	at Lexington
	L, 27-26	at Knoxville, Tenn.
	L, 30-10	at Knoxville, Tenn.
1918:	W, 33-26	at Lexington
	W, 40-12	at Lexington
	W, 29-18	at Knoxville, Tenn.
	W, 32-20	at Knoxville, Tenn.
1919:	L, 40-22	at Knoxville, Tenn.
	W, 30-14	at Lexington
1920:	L, 29-24	at Lexington
	L, 27-26	at Lexington
	L, 28-25	at Knoxville, Tenn.
	W, 34-26	at Knoxville, Tenn.
1923:	L, 30-26	at Knoxville, Tenn.
	L, 28-23	at Lexington
1924:	L, 20-13	at Knoxville, Tenn.
1925:	W, 35-22	at Knoxville, Tenn.
	W, 26-21	at Lexington
1926:	W, 51-17	at Knoxville, Tenn.

2013 - 2014 KENTUCKY MEN'S BASKETBALL

1984:	W, 93-74	at Lexington
	L, 63-58	at Knoxville, Tenn.
1985:	L, 81-65	at Knoxville, Tenn.
	W, 92-67	at Lexington
1986:	W, 74-57	at Lexington
	W, 62-60	at Knoxville, Tenn.
1987:	L, 75-68	at Knoxville, Tenn.
	W, 91-84 ^{OT}	at Lexington
1988:	W, 83-65	at Lexington
	L, 72-70	at Knoxville, Tenn.
1989:	W, 66-65	at Knoxville, Tenn.
	W, 76-71	at Lexington
1990:	W, 95-83	at Lexington
	L, 102-100	at Knoxville, Tenn.
1991:	W, 78-74	at Knoxville, Tenn.
	W, 85-74	at Lexington
1992:	L, 107-85	at Knoxville, Tenn.
	W, 99-88	at Lexington
1993:	W, 84-70	at Lexington
	L, 78-77	at Knoxville, Tenn.
	W, 101-40	at Lexington (SEC)
1994:	W, 93-74	at Lexington
	W, 77-73	at Knoxville, Tenn.
1995:	W, 69-50	at Lexington
	W, 68-48	at Knoxville, Tenn.
1996:	W, 61-44	at Lexington
	W, 90-50	at Knoxville, Tenn.
1997:	W, 74-40	at Lexington
	W, 74-64	at Knoxville, Tenn.
1998:	W, 85-67	at Knoxville, Tenn.
	W, 80-74	at Lexington
1999:	L, 47-46	at Lexington
	L, 68-61	at Knoxville, Tenn.
2000:	W, 81-68	at Lexington
	L, 74-67	at Knoxville, Tenn.
2001:	W, 84-74	at Lexington
	W, 103-95	at Knoxville, Tenn.
2002:	L, 76-74 ^{OT}	at Knoxville, Tenn.
	W, 64-61	at Lexington
2003:	W, 74-71	at Knoxville, Tenn.
	W, 80-68	at Lexington
2004:	W, 69-68 ^{OT}	at Knoxville, Tenn.
	W, 92-60	at Lexington
2005:	W, 84-62	at Knoxville, Tenn.
	W, 73-61	at Lexington
	W, 76-62	at Atlanta (SEC)
2006:	L, 75-67	at Lexington
	W, 80-78	at Knoxville, Tenn.
2007:	W, 76-57	at Lexington
	L, 89-85	at Knoxville, Tenn.
2008:	W, 72-66	at Lexington
	L, 63-60	at Knoxville, Tenn.
2009:	W, 90-72	at Knoxville, Tenn.
	W, 77-58	at Lexington
2010:	W, 73-62	at Lexington
	L, 74-65	at Knoxville, Tenn.
	W, 74-45	at Nashville, Tenn. (SEC)
2011:	W, 73-61	at Lexington
	W, 64-58	at Knoxville, Tenn.
2012:	W, 65-62	at Knoxville, Tenn.
	W, 69-44	at Lexington
2013:	W, 75-65	at Lexington
	L, 88-58	at Knoxville, Tenn.
	at Lexington: UK leads, 89-16	
	at Knoxville, Tenn.: UK leads, 53-48	
	at Neutral Sites: UK leads, 7-3	
	at Atlanta: UK leads, 1-0	
	at Birmingham, Ala.: UT leads, 1-0	
	at Louisville: UK leads, 5-2	
	at Nashville, Tenn.: UK leads, 1-0	

UT-Martin (UK leads, 1-0)

Year	Score	Site
1995:	W, 124-50	at Lexington
	at Lexington: UK leads, 1-0	

Tenn. State (UK leads, 4-0)

Year	Score	Site
1994:	W, 83-70	at St. Petersburg, Fla. (NCAA)
1999:	W, 97-47	at Lexington
2003:	W, 115-87	at Lexington
2008:	W, 102-58	at Lexington
	at Lexington: UK leads, 3-0	
	at Neutral Sites: UK leads, 1-0	
	at St. Petersburg, Fla.: UK leads, 1-0	

Tenn. Tech (UK leads, 5-0)

Year	Score	Site
1990:	W, 111-75	at Lexington
1994:	W, 115-77	at Lexington
2004:	W, 108-81	at Lexington
2005:	W, 92-63	at Lexington
2008:	W, 69-47	at Lexington
	at Lexington: UK leads, 5-0	

Texas (UK leads, 1-0)

Year	Score	Site
1994:	W, 86-61	at Maui, Hawaii
	at Neutral Sites: UK leads, 1-0	
	at Maui, Hawaii: UK leads, 1-0	

Texas A&M (UK leads, 3-2)

Year	Score	Site
1942:	W, 49-29	at Lexington
1947:	W, 83-18	at Lexington
1979:	L, 73-69	at Lexington (UKIT)
2013:	L, 83-71	at Lexington
	W, 72-68 ^{OT} at College Station	
	at Lexington: Tied, 2-2	
	at College Station: UK leads, 1-0	

TCU (UK leads, 2-0)

Year	Score	Site
1977:	W, 103-53	at Lexington
1996:	W, 124-80	at Lexington
	at Lexington: UK leads, 2-0	

Texas State (UK leads, 1-0)

Year	Score	Site
1992:	W, 82-36	at Lexington
	at Lexington: UK leads, 1-0	

Texas Tech (UK leads, 4-0)

Year	Score	Site
1964:	W, 107-91	at Lexington
1966:	W, 89-73	at Lubbock, Texas
1987:	W, 66-60	at Lexington
1995:	W, 83-68	at Cincinnati
	at Lexington: UK leads, 2-0	
	at Lubbock, Texas: UK leads, 1-0	
	at Neutral Sites: UK leads, 1-0	
	at Cincinnati: UK leads, 1-0	

Texas Southern (UK leads, 1-0)

Year	Score	Site
2008:	W, 83-35	at Lexington
	at Lexington: UK leads, 1-0	

Toledo (UK leads, 1-0)

Year	Score	Site
1985:	W, 63-54	at Lexington
	at Lexington: UK leads, 1-0	

Transylvania (Tied, 7-7)

Year	Score	Site
1903:	L, 42-22	at UK
1904:	L, 12-55	at Transylvania
1905:	L, 14-12	at Transylvania
	W, 30-29 at UK	
	L, 22-1 at Transylvania	
	L, 33-23 at UK	
1906:	UK*	at Lexington YMCA
1907:	W, 16-14	at UK
	L, 19-5 at Transylvania	
1908:	W, 20-15	at UK
	W, 20-15 at Transylvania	
1911:	L, 23-18	at UK
	W, 22-19 at Transylvania	
	W, 30-24 at UK	
	at UK: UK leads, 4-3	
	at Transylvania: TU leads, 4-2	
	at Neutral Sites: UK leads, 1-0	
	*at Lexington YMCA: UK leads, 1-0	

Tufts (UK leads, 1-0)

Year	Score	Site
1945:	W, 66-56	at New York (NCAA)
	at Neutral Sites: UK leads, 1-0	
	at New York: UK leads, 1-0	

Tulane (UK leads, 41-5)

Year	Score	Site
1921:	W, 50-28	at Atlanta (SIAA)
1925:	W, 29-22	at Lexington
1929:	L, 34-22	at New Orleans
	W, 29-15 at Atlanta (So.Con.)	
1932:	W, 50-30	at Atlanta (So.Con.)
1933:	W, 53-17	at Lexington
	W, 42-11 at Lexington	
1934:	W, 32-22	at New Orleans
	W, 42-29 at New Orleans	
1935:	W, 38-9	at New Orleans
	W, 52-12 at New Orleans	
	W, 63-26 at Lexington	
	W, 55-12 at New Orleans	
1936:	W, 49-24	at Lexington
	W, 39-21 at Lexington	
1937:	L, 35-28	at New Orleans
	W, 28-25 at New Orleans	
1938:	L, 38-36	at Baton Rouge, La. (SEC)
1941:	W, 59-30	at Louisville (SEC)
1943:	W, 48-31	at Louisville (SEC)

1944:	W, 62-46	at Louisville (SEC)
1947:	W, 64-35	at New Orleans
	W, 55-38 at Louisville (SEC)	
1949:	W, 51-47	at Louisville (SEC)
	W, 78-47 at New Orleans (Sugar)	
	W, 68-52 at Louisville (SEC)	
1951:	W, 104-68	at New Orleans
1952:	W, 103-54	at Lexington
	W, 85-61 at Louisville (SEC)	
1954:	W, 94-43	at Lexington
1955:	W, 58-44	at New Orleans
1956:	W, 85-63	at Lexington
1957:	L, 68-60	at New Orleans
1958:	W, 86-50	at Lexington
1959:	W, 85-68	at New Orleans
1960:	W, 68-42	at Lexington
1961:	L, 72-70	at New Orleans
1962:	W, 97-72	at Lexington
1963:	W, 81-72	at New Orleans
1964:	W, 105-63	at Lexington
1965:	W, 102-72	at New Orleans
1966:	W, 103-74	at Lexington
1983:	W, 80-61	at Lexington (UKIT)
1995:	W, 82-60	at Memphis, Tenn. (NCAA)

2002:	W, 101-67	at Louisville
2003:	W, 76-60	at New Orleans
	at Lexington: UK leads, 15-0	
	at New Orleans: UK leads, 14-4	
	at Neutral Sites: UK leads, 12-1	
	at Atlanta: UK leads, 3-0	
	at Baton Rouge, La.: TU leads, 1-0	
	at Louisville: UK leads, 8-0	
	at Memphis, Tenn.: UK leads, 1-0	

Tulsa (UK leads, 5-0)

Year	Score	Site
1948:	W, 72-18	at Lexington
	W, 71-22 at Lexington	
1949:	W, 81-27	at Lexington
1998:	W, 74-53	at Lexington
2002:	W, 87-82	at St. Louis (NCAA)
	at Lexington: UK leads, 4-0	
	at Neutral Sites: UK leads, 1-0	
	at St. Louis: UK leads, 1-0	

UAB (UAB leads, 3-2)

Year	Score	Site
1981:	W, 61-53	at Lexington (UKIT)
	L, 69-62 at Tuscaloosa, Ala. (NCAA)	
2004:	L, 76-75	at Columbus, Ohio (NCAA)
2006:	W, 69-64	at Philadelphia (NCAA)
2008:	L, 79-76	at Louisville
	at Lexington: UK leads, 1-0	
	at Neutral Sites: UAB leads, 3-1	
	at Birmingham, Ala.: UAB leads, 1-0	
	at Columbus, Ohio: UAB leads, 1-0	
	at Louisville: UAB leads 1-0	
	at Philadelphia: UK leads, 1-0	

UCLA (UK leads, 6-4)

Year	Score	Site
1952:	W, 84-53	at Lexington
1960:	W, 68-66	at Los Angeles
1961:	W, 77-76	at Lexington
1975:	L, 92-85	at San Diego (NCAA)
1995:	L, 82-81	at Anaheim, Calif.
1998:	W, 94-68	at St. Petersburg, Fla. (NCAA)
1999:	W, 66-62	at Bayamone, P.R.
2001:	L, 97-92 ^{OT}	at New York
2004:	W, 52-50	at Anaheim, Calif.
2007:	L, 73-68	at Honolulu
	at Lexington: UK leads, 2-0	
	at Los Angeles: UK leads, 1-0	
	at Neutral Sites: UCLA leads, 4-3	
	at Anaheim, Calif.: Tied, 1-1	
	at Bayamone, P.R.: UK leads, 1-0	
	at Honolulu: UCLA leads, 1-0	
	at New York: UCLA leads, 1-0	
	at San Diego: UCLA leads, 1-0	
	at St. Petersburg, Fla.: UK leads, 1-0	

UNLV (UK leads, 4-0)

Year	Score	Site
1978:	W, 92-70	at Lexington
1980:	W, 74-69	at Las Vegas
1985:	W, 64-61	at Salt Lake City (NCAA)
2009:	W, 70-60	at Lexington (NIT)
	at Lexington: UK leads, 2-0	
	at Las Vegas: UK leads, 1-0	
	at Neutral Sites: UK leads, 1-0	
	at Salt Lake City: UK leads, 1-0	

Utah (UK leads, 9-2)

Year	Score	Site
1944:	W, 46-38	at New York (NIT)
1947:	L, 49-45	at New York (NIT)
1955:	W, 70-65	at Lexington (UKIT)
1977:	L, 70-68	at Lexington (UKIT)
1993:	W, 83-62	at Nashville, Tenn. (NCAA)
1996:	W, 101-70	at Minneapolis (NCAA)
1997:	W, 72-59	at San Jose, Calif. (NCAA)
1998:	W, 78-69	at San Antonio (NCAA)
2001:	W, 56-48	at Lexington (Pre-NIT)
2003:	W, 74-54	at Nashville, Tenn. (NCAA)
2005:	W, 62-52	at Austin, Texas (NCAA)
	at Lexington: UK leads, 2-1	
	at Neutral Sites: UK leads, 7-1	
	at Austin, Texas: UK leads, 1-0	
	at Minneapolis: UK leads, 1-0	
	at Nashville, Tenn.: UK leads, 2-0	
	at New York: Tied, 1-1	
	at San Antonio: UK leads, 1-0	
	at San Jose, Calif.: UK leads, 1-0	

Utah State (UK leads, 1-0)

Year	Score	Site
1958:	W, 92-64	at Lexington
	at Lexington: UK leads, 1-0	

UTEP (UTEP leads, 1-0)

Year	Score	Site
1966:	L, 72-65	at College Park, Md. (NCAA)
	at Neutral Sites: UTEP leads, 1-0	
	at College Park, Md.: UTEP leads, 1-0	
	* Formerly Texas Western	

2013 - 2014 KENTUCKY MEN'S BASKETBALL

1994:	W, 107-82	at Lexington
	W, 77-69	at Nashville, Tenn.
1995:	W, 81-68	at Lexington
	W, 71-60	at Nashville, Tenn.
1996:	W, 120-81	at Nashville, Tenn.
	W, 101-63	at Lexington
1997:	W, 58-46	at Cincinnati
	W, 82-79	at Nashville, Tenn.
1998:	W, 71-62	at Lexington
	W, 63-61	at Nashville, Tenn.
1999:	W, 73-57	at Nashville, Tenn.
	W, 88-63	at Lexington
2000:	W, 72-52	at Lexington
	W, 81-73 ^{OT}	at Nashville, Tenn.
2001:	W, 86-75	at Lexington
	W, 79-74	at Nashville, Tenn.
2002:	W, 67-59	at Lexington
	L, 86-73	at Nashville, Tenn.
2003:	W, 74-52	at Nashville, Tenn.
	W, 106-44	at Lexington
	W, 81-63	at New Orleans
2004:	W, 75-63	at Lexington
	L, 66-60	at Nashville, Tenn.
2005:	W, 69-54	at Lexington
	W, 84-70	at Nashville, Tenn.
2006:	L, 57-52	at Lexington
	L, 84-81	at Nashville, Tenn.
2007:	L, 72-67	at Lexington
	L, 67-65	at Nashville, Tenn.
2008:	W, 79-73 ^{OT}	at Lexington
	L, 93-52	at Nashville, Tenn.
2009:	W, 70-60	at Lexington
	L, 77-64	at Nashville, Tenn.
2010:	W, 85-72	at Lexington
	W, 58-56	at Nashville, Tenn.
2011:	L, 77-81	at Nashville, Tenn.
	W, 68-66	at Lexington
2012:	W, 69-63	at Nashville, Tenn.
	W, 83-74	at Lexington
	L, 71-64	at New Orleans
2013:	W, 60-58	at Nashville, Tenn.
	W, 74-70	at Lexington
	L, 64-48	at Nashville

Vernon, Ind. (UK leads, 1-0)

Year	Score	Site
1906:	W, 34-14	at Vernon, Ind.

Villanova (UK leads, 6-0)

Year	Score	Site
1949:	W, 85-72	at New York (NCAA)
1950:	W, 57-56 ^{OT}	at New Orleans (Sugar)
1983:	W, 93-79	at Lexington
1997:	W, 93-56	at Lexington
1998:	W, 79-63	at Philadelphia
2007:	W, 67-58	at Chicago (NCAA)

at Lexington: UK leads, 2-0
at Philadelphia: UK leads, 1-0
at Neutral Sites: UK leads, 4-0
at Chicago: UK leads, 1-0
at New Orleans: UK leads, 1-0
at New York: UK leads, 1-0

*As part of sanctions imposed upon the UK basketball program in 1989, the NCAA ordered Kentucky to erase from

the record three NCAA tournament games from the 1987-88 season. Kentucky's 99-84 win over Southern, a 90-81 win over Maryland and an 80-74 loss to Villanova have been deleted from the records.

Virginia (UK leads, 6-3)

Year	Score	Site
1914:	L, 39-23	at Charlottesville, Va.
1922:	L, 32-30 ^{OT}	at Charlottesville, Va.
1924:	W, 29-16	at Lexington
1928:	W, 31-28	at Charlottesville, Va.
1962:	W, 93-73	at Lexington
1964:	W, 75-64	at Lexington
1966:	W, 99-73	at Charlottesville, Va.
1967:	W, 104-84	at Lexington
2003:	L, 75-61	at Maui, Hawaii

at Lexington: UK leads, 4-0
at Charlottesville, Va.: Tied, 2-2
at Neutral Sites: UVa leads, 1-0
at Maui, Hawaii: UVa leads, 1-0

Virginia Tech (UK leads, 3-1)

Year	Score	Site
1924:	W, 36-14	at Lexington
1956:	W, 56-55	at New Orleans (Sugar)
1963:	L, 80-77	at Lexington
1996:	W, 84-60	at Dallas (NCAA)

at Lexington: Tied, 1-1
at Neutral Sites: UK leads, 2-0
at Dallas: UK leads, 1-0
at New Orleans: UK leads, 1-0

VMI (UK leads, 5-3)

Year	Score	Site
1915:	L, 32-18	at Lexington, Va.
1922:	L, 37-32	at Lexington, Va.
1926:	W, 32-25	at Atlanta (So.Con.)
1961:	W, 72-56	at Lexington, Ky.
1977:	W, 93-78	at College Park, Md. (NCAA)
1986:	W, 95-55	at Louisville
2002:	W, 99-57	at Lexington, Ky.
2008:	L, 111-103	at Lexington, Ky.

at Lexington, Ky.: UK leads, 2-1
at Lexington, Va.: VMI leads, 2-0
at Neutral Sites: UK leads, 3-0
at Atlanta: UK leads, 1-0
at College Park, Md.: UK leads, 1-0
at Louisville: UK leads, 1-0

Wabash (Tied, 1-1)

Year	Score	Site
1925:	L, 57-10	at Crawfordsville, Ind.
1947:	W, 96-24	at Lexington

at Lexington: UK leads, 1-0
at Crawfordsville, Ind.: WC leads, 1-0

Wake Forest (UK leads, 5-0)

Year	Score	Site
1953:	W, 101-69	at Lexington
1964:	W, 98-75	at Lexington (UKIT)
1993:	W, 103-69	at Charlotte, N.C. (NCAA)
1996:	W, 83-63	at Minneapolis (NCAA)
2010:	W, 90-60	at New Orleans (NCAA)

at Lexington: UK leads, 2-0
at Neutral Sites: UK leads, 3-0
at Charlotte, N.C.: UK leads, 1-0
at Minneapolis: UK leads, 1-0

at New Orleans: UK leads, 1-0

Washington Univ. (UK leads, 2-0)

Year	Score	Site
1943:	W, 45-38	at Lexington
1948:	W, 69-39	at Memphis, Tenn.

at Lexington: UK leads, 1-0
at Neutral Sites: UK leads, 1-0
at Memphis, Tenn.: UK leads, 1-0

Washington (UK leads, 2-0)

Year	Score	Site
1985:	W, 66-58	at Salt Lake City (NCAA)
2011:	W, 74-67	at Maui, Hawaii

at Neutral Sites: UK leads, 2-0
at Maui, Hawaii: UK leads, 1-0
at Salt Lake City: UK leads, 1-0

Wash. & Lee (UK leads, 12-1)

Year	Score	Site
1922:	W, 21-20	at Lexington, Va.
1926:	W, 28-22	at Lexington, Ky.
	W, 44-34	at Lexington, Ky.
1927:	L, 36-34	at Lexington, Ky.
1928:	W, 34-28	at Lexington, Ky.
1929:	W, 31-30	at Lexington, Ky.
1930:	W, 28-26 ^{OT}	at Lexington, Ky.
1931:	W, 23-18	at Lexington, Ky.
1932:	W, 48-28	at Lexington, Ky.
1939:	W, 67-47	at Lexington, Ky.
1942:	W, 62-32	at Lexington, Ky.
1952:	W, 96-46	at Lexington, Ky.
1957:	W, 94-66	at Lexington, Ky.

at Lexington, Ky.: UK leads, 11-1
at Lexington, Va.: UK leads, 1-0

Wash. State (UK leads, 1-0)

Year	Score	Site
1975:	W, 97-75	at Lexington (UKIT)

at Lexington: UK leads, 1-0

Wayne (UK leads, 1-0)

Year	Score	Site
1956:	W, 84-64	at Iowa City, Iowa (NCAA)

at Neutral Sites: UK leads, 1-0
at Iowa City, Iowa: UK leads, 1-0

W. Carolina (UK leads, 2-0)

Year	Score	Site
1989:	W, 78-60	at Lexington
1997:	W, 82-55	at Lexington

at Lexington: UK leads, 2-0

Western Ky. (UK leads, 4-2)

Year	Score	Site
1971:	L, 107-83	at Athens, Ga. (NCAA)
1986:	W, 71-64	at Charlotte, N.C. (NCAA)
1991:	W, 84-70	at Lexington
1992:	W, 93-83	at Lexington
2002:	L, 64-52	at Lexington
2012:	W, 81-66	at Louisville, Ky. (NCAA)

at Lexington: UK leads, 2-1
at Neutral Sites: UK leads, 2-1
at Athens, Ga.: WKU leads, 1-0
at Charlotte, N.C.: UK leads, 1-0
at Louisville, Ky.: UK leads, 1-0

Western Ont. (UK leads, 4-0)

Year	Score	Site
1946:	W, 51-42	at Lexington
	W, 71-28	at Lexington
1948:	W, 98-41	at Lexington
1950:	W, 90-18	at Lexington

at Lexington: UK leads, 4-0

W. Texas St. (UK leads, 2-0)

Year	Score	Site
1951:	W, 73-43	at Lexington
1979:	W, 121-67	at Lexington

at Lexington: UK leads, 2-0

West Virginia (UK leads, 14-5)

Year	Score	Site
1924:	W, 24-21	at Lexington
1925:	W, 29-19	at Lexington
1927:	W, 44-26	at Lexington
1940:	L, 47-38	at Lexington
1941:	W, 46-34	at Lexington
	L, 56-43	at Morgantown, W.Va.
1946:	W, 59-51	at New York (NIT)
1958:	L, 77-70	at Lexington (UKIT)
1959:	W, 97-91	at Lexington (UKIT)
1960:	L, 79-70	at Lexington (UKIT)
1963:	W, 79-75	at Lexington (UKIT)
1965:	W, 102-78	at Lexington (UKIT)
1970:	W, 106-87	at Lexington
1971:	W, 106-100	at Morgantown, W.Va.
1992:	W, 106-80	at Lexington
2006:	W, 80-66	at Kansas City, Mo.
2008:	W, 54-43	at Las Vegas
2010:	L, 73-66	at Syracuse, N.Y. (NCAA)

2011: W, 71-63 at Tampa, Fla. (NCAA)

at Lexington: UK leads, 9-3
at Morgantown, W.Va.: Tied, 1-1
at Neutral Sites: UK leads, 4-1
at Kansas City, Mo.: UK leads, 1-0
at Las Vegas: UK leads, 1-0
at New York: UK leads, 1-0
at Syracuse, N.Y.: WV leads, 1-0
at Tampa, Fla.: UK leads, 1-0

William & Mary (UK leads, 1-0)

Year	Score	Site
2005:	W, 92-47	at Lexington

at Lexington: UK leads, 1-0

Winthrop (UK leads, 2-0)

Year	Score	Site
2004:	W, 65-44	at Lexington
2011:	W, 89-52	at Lexington

at Lexington: UK leads, 2-0

Wisconsin (UK leads, 3-1)

Year	Score	Site
1963:	W, 108-85	at Lexington (UKIT)
1969:	L, 69-65	at Chicago
1977:	W, 72-64	at Lexington
2003:	W, 63-57	at Minneapolis (NCAA)

at Lexington: UK leads, 2-0
at Neutral Sites: Tied, 1-1
at Chicago: UW leads, 1-0
at Minneapolis: UK leads, 1-0

Wis.-Green Bay (UK leads, 1-0)

Year	Score	Site
1996:	W, 74-62	at Lexington

at Lexington: UK leads, 1-0

Wright Field (UK leads, 1-0)

Year	Score	Site
1944:	W, 61-28	at Lexington

at Lexington: UK leads, 1-0

Wright State (UK leads, 3-0)

Year	Score	Site
1993:	W, 81-65	at Lexington
1997:	W, 90-62	at Lexington
1999:	W, 97-75	at Cincinnati

at Lexington: UK leads, 2-0
at Neutral Sites: UK leads, 1-0
at Cincinnati: UK leads, 1-0

Wyoming (UK leads, 2-0)

Year	Score	Site
1945:	W, 50-46	at Buffalo, N.Y.
1984:	W, 66-40	at Lexington (UKIT)

at Lexington: UK leads, 1-0
at Neutral Sites: UK leads, 1-0
at Buffalo, N.Y.: UK leads, 1-0

Xavier (UK leads, 37-2)

Year	Score	Site
1935:	W, 40-27	at Cincinnati
	W, 46-29	at Lexington
1936:	W, 36-32	at Cincinnati
	W, 49-40	at Lexington
1937:	W, 34-28 ^{OT}	at Cincinnati
	W, 23-15	at Lexington
1938:	L, 39-32	at Cincinnati
	W, 45-29	at Lexington
1939:	W, 41-31	at Cincinnati
	W, 43-23	at Lexington
1940:	W, 42-41	at Cincinnati
	W, 37-29	at Lexington
1941:	W, 48-43	at Cincinnati
	L, 49-44	at Lexington
1942:	W, 40-39	at Cincinnati
	W, 44-36	at Lexington
1943:	W, 43-38	at Lexington
	W, 48-36	at Lexington
1946:	W, 62-36	at Cincinnati
	W, 83-40	at Lexington
1947:	W, 71-34	at Lexington
	W, 58-31	at Cincinnati
1948:	W, 79-37	at Lexington
	W, 59-37	at Cincinnati
1949:	W, 96-50	at Lexington
	W, 51-40	at Cincinnati
1950:	W, 58-47	at Cincinnati
	W, 58-53	at Lexington
1951:	W, 67-56	at Cincinnati
	W, 78-51	at Lexington
1952:	W, 97-72	at Cincinnati
	W, 83-50	at Lexington
1954:	W, 81-66	at Cincinnati
	W, 77-71	at Lexington
1955:	W, 73-69	at Cincinnati
	W, 66-55	at Lexington
1963:	W, 90-76	at Lexington
1968:	W, 111-76	at Lexington
1969:	W, 115-77	at Lexington

at Lexington: UK leads, 21-1
at Cincinnati: UK leads, 16-1

Yale (UK leads, 1-0)

Year	Score	Site
1962:	W, 79-58	

UNPARALLELED TRADITION

February 18, 1903

State College (Kentucky) records its first win, an 11-10 decision over Lexington YMCA. The Wildcats finished that first season with a 1-2 record.

February 18, 1909

With a 28-23 win over Cincinnati, Kentucky clinched its first winning season in school history. Following a "Senior Day" loss to Central University, the Wildcats ended the year with a 5-4 record.

January, 1910

E. R. Sweetland signs a three-year pact as State's Director of Athletics and its first basketball coach.

March 1, 1912

Kentucky defeats Georgetown College, 19-18, to complete the season with a perfect 9-0 record and earn its first title as Southern Champions.

March 1, 1921

Kentucky upsets Tulane, Mercer, Mississippi A&M and Georgia to win the first Southern Intercollegiate Athletic Association basketball championship. Hundreds of Wildcats fans await "play-by-play" via telegraph, and greet the team's train with a celebration and parade in downtown Lexington. It is believed to be the first college basketball tournament ever played.

Spring, 1921

Basil Hayden becomes UK's first All-America basketball player.

January 26, 1921

The Wildcats beat Cincinnati, 26-19, for their 100th victory.

Dec. 13, 1924

The Wildcats defeat Cincinnati in their first game in the new, 2,800-seat, \$100,000 Alumni Gymnasium.

March 21, 1930

A Freeport, Ill., high school coach named Adolph Rupp is named head basketball coach at the University of Kentucky.

Dec. 18, 1930

UK defeats Georgetown College, 67-19, for the first of Adolph Rupp's 876 victories.

Feb. 28, 1933

UK wins the first Southeastern Conference Tournament Championship by defeating Mississippi State, 46-27, in Atlanta.

Feb. 17, 1934

UK establishes a national record with its 23rd consecutive win (47-27 over Vanderbilt). Near riot erupts as fans vie for seats in Alumni Gym.

Feb. 14, 1938

Joe Hagan's 48-foot shot with 12 seconds left lifts the Wildcats over Marquette, 35-33. After the game, Gov. A. B. "Happy" Chandler pounds a nail into the floor to mark the spot where the shot was taken.

March 20, 1942

After winning its sixth SEC championship, UK wins its first NCAA Tournament game, 46-44, over Illinois.

March 20, 1946

UK wins Rupp's first national title, with a 46-45 victory over Rhode Island.

March 24, 1947

Before a Madison Square Garden record crowd of 18,493, Wat Misaka held Ralph Beard to two points and Utah ended the Wildcats' bid for back-to-back NIT Championships.

March 23, 1948

Adolph Rupp's "Fabulous Five" wins UK's first NCAA Championship, 58-42, over Baylor. The team is met in Lexington by 15,000 fans and given a parade on a fire truck.

August 13, 1948

The U.S. Olympic basketball team, featuring Kentucky's "Fabulous Five," wins the gold medal by defeating France, 64-21, at Wembley Stadium in London.

March 8, 1949

Kentucky ends the year ranked No. 1 in the first season of the Associated Press basketball poll.

March 26, 1949

UK wins its second consecutive NCAA championship, defeating Oklahoma A&M, 46-36, in Seattle.

Dec. 1, 1950

UK plays its first game in the new, \$3.9 million, 11,500-seat Memorial Coliseum. Skeptics label the building a "white elephant."

March 27, 1951

UK wins its third NCAA title, defeating Kansas State, 68-58, in the finals in Minneapolis.

1952-53

UK's season is suspended by the NCAA.

Dec. 5, 1953

Cawood Ledford broadcasts his first game as the radio "Voice of the Wildcats."

March 9, 1954

Kentucky beats LSU, 63-56, in an SEC playoff game to cap a perfect 25-0 season and finish with the nation's No. 1 ranking.

Jan. 8, 1955

Fans are stunned as Georgia Tech defeats UK, 59-58, in Memorial Coliseum, ending a 129-game home winning streak that still stands as a national record.

Dec. 7, 1957

What was then referred to as "the longest game in UK history" proves fruitful for the Wildcats as they defeat Temple 85-83 in three overtimes. Vernon Hatton scores UK's final six points to edge the Owls.

March 21, 1958

In the Wildcats' first game in Freedom Hall Vernon Hatton's layup with 17 seconds left pushes the Wildcats past Temple, 61-60, and into the NCAA Championship game.

March 22, 1958

UK wins its fourth NCAA title by defeating Seattle, 84-72, in Louisville. The "Fiddlin' Five" was led by Vernon Hatton's 30 points. The win gave Rupp his most coveted title, the one he vowed to win after the NCAA had suspended UK's 1953 season.

March 19, 1966

In one of the biggest upsets in NCAA Tournament history, top-ranked UK, featuring "Rupp's Runts," loses in the NCAA Championship game, 72-65, to Texas Western.

Jan. 27, 1968

At the time, it was believed that Adolph Rupp became college basketball's all-time winningest coach when the Wildcats overcame a record-setting 52-point performance by LSU's Pete Maravich to defeat the Tigers, 121-95. Years later, it was discovered that he had achieved that feat on Feb. 18, 1967, with a 103-74 win over Mississippi State.

Jan. 18, 1969

On the road against its long-time rival, UK became the first team in

college basketball history to win 1,000 games, defeating Tennessee, 69-66.

June 9, 1969

Tom Payne, a seven-foot All-American from Louisville, becomes the first black player to sign with the University of Kentucky.

Feb. 28, 1970

Dan Issel becomes UK's first player to score 2,000 career points as UK defeats Vanderbilt, 90-86.

March 14, 1970

Dan Issel scores his 2,138th point, etching his name into the record book as UK's all-time leading scorer. The top-ranked Wildcats are upset by Jacksonville, 106-100, in the NCAA Tournament.

March 18, 1972

Adolph Rupp coaches his last game at UK, a 73-54 loss to Florida State in the NCAA Tournament.

Dec. 2, 1972

Joe B. Hall coaches his first game as head coach at UK, a 75-66 win at Michigan State. UK goes on to win the SEC Championship and finish 22-8 during Hall's inaugural season.

March 22, 1975

UK upsets undefeated Indiana in the Mideast Regional semifinals to earn a trip to the Final Four. Before the title game with UCLA, legendary coach John Wooden announces his retirement. The Bruins go on to defeat UK, 92-85, on March 31.

March 8, 1976

Jack Givens keys a late rally as UK outlasts Mississippi State, 94-93 in overtime, in the last game played at Memorial Coliseum.

March 21, 1976

UK wins its second NIT Championship by defeating North Carolina-Charlotte, 71-67 in New York.

Nov. 27, 1976

UK defeats Wisconsin, 72-64, in the new, 23,000-seat, \$53 million Rupp Arena. Rick Robey scores the first field goal in Rupp with 19:30 left to play in the first half.

Dec. 10, 1977

As top-ranked UK is defeating Kansas on "Adolph Rupp Night" in Allen Field House on Naismith Drive in Lawrence, Kansas, Rupp dies. Thousands would participate in the funeral procession in Lexington.

2013 - 2014 KENTUCKY MEN'S BASKETBALL

March 27, 1978

Jack "Goose" Givens scores 41 points as UK wins its fifth NCAA Championship, 94-88, over Duke in St. Louis. More than 10,000 fans greet the team at Blue Grass Airport and 15,000 more celebrate at Memorial Coliseum.

March 26, 1983

In the first meeting between the schools in 24 years, Louisville defeats UK 80-68 in overtime to earn a trip to the Final Four.

March 31, 1984

Georgetown outcores UK 23-2 at the start of the second half to defeat the Wildcats, 53-40, in the NCAA semifinal game in Seattle.

March 22, 1985

Joe B. Hall announces his retirement after UK loses to St. John's, 86-70, in the NCAA West Regional in Denver.

Nov. 22, 1985

Eddie Sutton coaches his first game at Kentucky, a 77-58 win over Northwestern (La.) State.

Dec. 29, 1986

Following the Wildcats' 85-51 win at Louisville on Dec. 27, more than 19,000 fans filled Freedom Hall for a Kentucky practice to usher in the era of school-boy legend Rex Chapman.

March 10, 1989

Kentucky finishes the year with a 13-19 record, its first losing mark in 61 seasons.

March 19, 1989

In the wake of an NCAA investigation, Eddie Sutton resigns as UK basketball coach.

May 19, 1989

The NCAA places Kentucky's basketball program on probation.

June 2, 1989

Rick Pitino is named head basketball coach at Kentucky.

June 13, 1990

Rick Pitino makes history by naming Bernadette Locke, a former assistant for the Georgia Lady Bulldogs basketball team, to his coaching staff at Kentucky.

March 2, 1991

Before a crowd of 24,310 at Rupp Arena, Kentucky defeats Auburn, 114-93, to claim the best record in the Southeastern Conference and end its two-year probation.

March 15, 1992

Eligible for postseason play for the first time in three years, Kentucky dominates Alabama, 80-54, to take its 16th SEC Tournament Championship.

March 28, 1992

In what many called the "best NCAA Tournament game ever," Kentucky takes defending NCAA champion Duke into overtime before losing 104-103 in the East Regional finals in Philadelphia. A last-second shot by Christian Laettner sends Duke to the Final Four, and breaks the

hearts of Wildcat fans everywhere. It is Cawood Ledford's last game as the "Voice of the Wildcats."

April 3, 1993

Kentucky faces Michigan in the NCAA semifinals, marking UK's 10th Final Four appearance. An 81-78 overtime loss to the Wolverines ended Kentucky's season at 30-4 and marked All-American Jamal Mashburn's last game in UK blue.

Feb. 15, 1994

Trailing by 31 points with 15:34 remaining in the game at LSU, the Wildcats pull off a "Mardi Gras" miracle. Connecting on 11 three-pointers and outscoring the Bayou Bengals 62-27 during the final 15:34, UK storms back to a 99-95 victory – the greatest comeback in UK history.

March 2, 1996

With a 101-63 victory over Vanderbilt in Rupp Arena on Senior Day, UK became the first team in 40 years to finish with a perfect record in the SEC, a 16-0 sweep. It was the Wildcats' 25th win in a row, tying the school record for consecutive wins in a season. Two games later, they set the new record at 27 games.

April 1, 1996

After avenging an early season loss to UMass with a win in the NCAA semifinals two days before, UK squashes a late Syracuse rally to win its sixth national title, 76-67.

May 20, 1996

The championship squad makes an official visit to the White House at the invitation of President Clinton. Tony Delk and Mark Pope present President Clinton and Vice President Al Gore with UK jerseys.

March 31, 1997

Despite losing its star, Derek Anderson, to a knee injury on Jan. 18, UK returns to defend its NCAA title in the National Championship game, falling in overtime to Arizona, 84-79. It would be the final game with Rick Pitino as coach.

May 6, 1997

Rick Pitino announces his resignation at Kentucky to take the challenge of rebuilding the NBA's most storied franchise, the Boston Celtics.

May 12, 1997

UK's director of athletics, C.M. Newton, introduced Orlando "Tubby" Smith as head coach.

Nov. 20, 1997

It was the dawning of an era as new head coaches Tubby Smith and Morehead State's Kyle Macy tipped off the season in Rupp Arena. Smith won his first game at UK, 88-49, over the former UK All-American and his Eagles.

March 22, 1998

In one of the most anticipated matchups of the NCAA Tournament, UK roars back from a 17-point deficit with 9:38 remaining to defeat Duke, 86-84. The victory

buried the nightmare of UK-Duke '92 and advanced the Wildcats to their third straight Final Four.

March 30, 1998

The "Comeback Cats" rallied from a 10-point halftime deficit to defeat Utah, 78-69, winning UK's second national title in three years, its seventh overall.

Sept. 5, 2001

After a long illness, Cawood Ledford dies at his home in Harlan. A planned tribute at Rupp Arena was canceled following the "9/11" terrorists attacks.

Dec. 8, 2001

Kentucky beats North Carolina for the Cats' 1,800th victory, the first college basketball team to reach that milestone.

March 16, 2003

After running the table in regular-season Southeastern Conference play, Kentucky defeats Mississippi State, 64-57, in the finals of the SEC Tournament to secure its 24th league tourney crown and complete a 19-0 season sweep of conference opponents. It marked the first time the feat had been accomplished in 51 seasons.

April 6, 2007

Billy Gillispie is named Kentucky's new head basketball coach. He is introduced to a crowd of more than 4,000 fans at a pep rally announcing his hiring. Gillispie replaced Tubby Smith, who left after 10 seasons at the helm of Kentucky basketball to become the head coach at Minnesota.

March 31, 2008

Long time Kentucky basketball manager Bill Keightley passed away at the age of 81 in Cincinnati. Affectionately known as "Mr. Wildcat", he had been associated with the Wildcats' basketball program since 1962. Keightley, who manned the "Bill Keightley Equipment Room" in Memorial Coliseum, was as much a fixture around UK basketball as the seven national championship trophies on display in the Joe Craft Center. A crowd of more than 3,000 payed their respects at a tribute to Mr. Keightley held in Rupp Arena. Former players, coaches and managers traveled from across the country to eulogize him.

January 13, 2009

Kentucky has its fair share of record-breaking individual performances, but it had never experienced a night quite like the one Jodie Meeks had against Tennessee. Meeks rewrote the record books, pouring in 54 points on 15-of-22 shooting in a 90-72 win. Meeks' historic night broke Dan Issel's 39-year school record for most points in a single game.

April 1, 2009

The University of Kentucky named John Calipari the 22nd coach in UK basketball history.

December 21, 2009

Kentucky became the first program in college basketball history to reach the 2,000-win plateau. The Wildcats defeated Drexel 88-44 to achieve the milestone.

June 24, 2010

Kentucky made history again when the Wildcats had five players drafted in the first round of the NBA Draft. John Wall became the first Wildcat ever named the overall No. 1 pick when he was selected by the Washington Wizards. DeMarcus Cousins was selected fifth by the Sacramento Kings, Patrick Patterson went 14th to the Houston Rockets, Eric Bledsoe went 18th to the Oklahoma City Thunder and Daniel Orton was picked 29th by the Orlando Magic.

April 2, 2011

Kentucky made its 14th Final Four appearance in school history. The Wildcats faced Connecticut in the semifinal matchup, falling 55-56 to the eventual 2011 NCAA Champion.

November 11, 2011

Kentucky defeats Marist 108-58 in the season-opener to secure the 34th consecutive win in Rupp Arena under John Calipari, setting a new record for consecutive wins in the building.

March 4, 2012

Kentucky closed out the 2011-12 season with a 74-59 win at Florida capping a perfect 16-0 run through the SEC. It marked the third time a UK team went 16-0 in league play and the first time since the 2003 squad turned the trick.

April 2, 2012

The Wildcats brought home the school's eighth national championship after posting a 67-59 win over the Kansas Jayhawks in the title game. Kentucky took a 9-7 lead at the 15:40 mark of the first half on a Michael Kidd-Gilchrist dunk and never trailed for the rest of the game, even pushing its lead to as much as 18 late in the first half. Doron Lamb led all scorers on 7-of-12 shooting from the field, including 3-of-6 from 3-point range and 5-of-6 from the free throw line. National Player of the Year Anthony Davis tallied only six points, but he earned Final Four Most Outstanding after pulling down 16 rebounds, blocking six shots and dishing out a game-high five assists. The Wildcats held the Jayhawks to 35.5 percent from the field, while outrebounding KU 43-35.

January 29, 2013

Nerlens Noel had a career night, registering a school record 12 blocked shots in the victory. Noel collected his fourth foul with 9:52 left in the game, and then proceeded to register six blocks over the final 5:28 to help the Cats preserve an 87-74 victory over No. 16 Ole Miss.

NOVEMBER

1 (Fri)	TRANSYLVANIA (EXH)	FS SOUTH / UK IMG #	7:00 pm
4 (Mon)	MONTEVALLO (EXH)	FS SOUTH / UK IMG #	7:00 pm
8 (Fri)	UNC ASHEVILLE	FS SOUTH / UK IMG #	7:00 pm
10 (Sun)	NORTHERN KENTUCKY	FS SOUTH / UK IMG #	4:00 pm
12 (Tue)	¹ vs. Michigan	ESPN	7:30 pm
17 (Sun)	² ROBERT MORRIS	ESPN2	7:00 pm
19 (Tue)	² TEXAS-ARLINGTON	CSS	7:30 pm
25 (Mon)	² CLEVELAND STATE	FSN	7:00 pm
27 (Wed)	² EASTERN MICHIGAN	FS SOUTH / UK IMG #	4:00 pm

DECEMBER

1 (Sun)	³ vs. Providence	Fox Sports 1	8:00 pm
6 (Fri)	⁴ vs. Baylor ^	ESPN	10:00 pm
10 (Tue)	BOISE STATE	ESPN	9:00 pm
14 (Sat)	at North Carolina	ESPN	5:15 pm
21 (Sat)	BELMONT	ESPNU	Noon
28 (Sat)	LOUISVILLE	CBS	4:00 pm

JANUARY

8 (Wed)	• MISSISSIPPI STATE	SEC Network	8:00 pm
11 (Sat)	• at Vanderbilt	CBS	1:00 pm/3:30 pm
14 (Tue)	• at Arkansas	ESPN	9:00 pm
18 (Sat)	• TENNESSEE	CBS	Noon
21 (Tue)	• TEXAS A&M	ESPN	9:00 pm
25 (Sat)	• GEORGIA	SEC Network	1:30 pm
28 (Tue)	• at LSU	ESPN	9:00 pm

FEBRUARY

1 (Sat)	• at Missouri	CBS	1:00 pm
4 (Tue)	• OLE MISS	ESPNU	7:00 pm
8 (Sat)	• at Mississippi State	SEC Network	1:30 pm
12 (Wed)	• at Auburn	SEC Network	8:00 pm
15 (Sat)	• FLORIDA	ESPN	9:00 pm
	ESPN College Gameday		
18 (Tue)	• at Ole Miss	ESPN	7:00 pm
22 (Sat)	• LSU	ESPN / ESPN2	4:00 pm
27 (Thu)	• ARKANSAS	ESPN / ESPN2	7:00 pm

MARCH

1 (Sat)	• at South Carolina	ESPN / ESPN2	6:00 pm
4 (Tue)	• ALABAMA	ESPN	9:00 pm
8 (Sat)	• at Florida	CBS	Noon
12-16 (W-Su)	⁵ SEC Tournament	(SEC Network / ESPNU / ABC)	TBA

Check local listings / All Times Eastern / Schedule is tentative and subject to change

*-Exhibition Games; #-Game delayed on UK IMG Sports Network (UK IMG); ^-Doubleheader with UK Women's Basketball; 1-State Farm Champions Classic (United Center, Chicago, Ill.); 2-Keightley Classic (Rupp Arena, Lexington, Ky.); 3-Barclays Center (Brooklyn, N.Y.); 4-SEC/Big 12 Challenge (AT&T Stadium, Arlington, Texas); 5-SEC Tournament (Georgia Dome, Atlanta, Ga.)

WILDCATS



PLAY WITH PASSION PLAY WITH PURPOSE PLAY LIKE WILDCATS

KENTUCKY

2013



2014

WILDCATS

