



# KENTUCKY

## FOOTBALL

### KENTUCKY WILDCATS

9/26	at #8 Auburn* [SECN]	L, 13-29
10/3	OLE MISS* [SECN]	L, 41-42 (OT)
10/10	MISSISSIPPI STATE*	W, 24-2
10/17	at #18 Tennessee* [SECN]	W, 34-7
10/24	at Missouri* [SECN]	L, 10-20
10/31	#5 GEORGIA* [SECN]	L, 3-14
11/7	Open	
11/14	VANDERBILT* [SECN]	W, 38-35
11/21	at #1 Alabama* [SECN]	L, 3-63
11/28	at #6 Florida* [ESPN]	L, 10-34
12/5	SOUTH CAROLINA* [SECN]	W, 41-18
1/2/21	vs. #24 NC State [ESPN] !	W, 23-21

! -TaxSlayer Gator Bowl (Jacksonville, Fla.)

\* SEC game; Home games in bold



### 2020 GATOR BOWL CHAMPIONS



#### KENTUCKY CAPS SEASON WITH GATOR BOWL CHAMPIONSHIP

Kentucky capped the most unusual of seasons with an impressive victory in the TaxSlayer Gator Bowl, the program's third consecutive bowl victory, tying the school record set from 2006-08. The 23-21 victory over No. 24 NC State also marked the second win over a ranked team.

Coach Mark Stoops is the first head man to lead UK to five consecutive bowl appearances. As a program, UK is tying its school record for consecutive bowl games, with four under Coach Rich Brooks from 2006-09, with one by Coach Joker Phillips following the 2010 season.

The Wildcats began their five-year bowl in 2016 and now have won their past three: defeating Penn State, 27-24, on Jan. 1, 2019, in the VRBO Citrus Bowl and Virginia Tech, 37-30, in last season's thrilling Belk Bowl, and the victory over NC State this season.

The good news continued immediately after the season as All-American offensive tackle Darian Kinnard announced his return for the 2021 season along with program stalwarts Josh Ali (WR), Yusuf Coker (S), Luke Fortner (OG), Josh Paschal (DE), Justin Rigg (TE), Davonte Robinson (DB) and several others.

### BY THE NUMBERS

**3** STRAIGHT BOWL WINS

**5** STRAIGHT BOWL APPEARANCES

**+10** TURNOVER MARGIN

**11** STRAIGHT WINS OVER NON-CONFERENCE OPPONENTS

**16** INTERCEPTIONS

**17** WINS AS A STARTER FOR QUARTERBACK TERRY WILSON

**22** TOTAL TAKEAWAYS

**130** SEASONS OF UK FOOTBALL

**144** CAREER STARTS ON THE OFFENSIVE LINE

**1,971** CAREER RUSHING YARDS FOR A.J. ROSE

### QUICK NOTES


- Kentucky completed its 130th season of intercollegiate football with a 5-6 overall record.
- Mark Stoops is UK's first head coach to take a team to five straight bowl games. The previous record was by Rich Brooks in his last four seasons, 2006-09.
- The Cats were one of only two teams in the country to play four opponents who were ranked in the top 10 at the time of the game: No. 1 Alabama, No. 5 Georgia, No. 6 Florida and No. 8 Auburn. Three of those games were on the road.
- Kentucky won the final two games of the season, including a 23-21 victory over No. 24 NC State in the TaxSlayer Gator Bowl. The Cats have won each of their past three bowl games: Defeating Penn State, 27-24, on Jan. 1, 2019, in the VRBO Citrus Bowl and Virginia Tech, 37-30, in last season's thrilling Belk Bowl, before the victory over NC State.
- Kentucky's three-game bowl winning streak is tied for the third-longest active streak behind Appalachian State (six) and Texas (four).
- The Gator Bowl victory over NC State gives Kentucky an 11-game winning streak vs. non-conference opponents. The Cats are 17-3 in their past 20 non-conference games. The 11-game winning streak is the third-longest active streak behind Minnesota (19) and Iowa (12).
- The Cats have climbed the SEC ladder, in part, because coach Mark Stoops has guided them to a 19-5 record vs. SEC East rivals Missouri, South Carolina and Vanderbilt.
- The Wildcats have the third-most wins among SEC East schools from 2016-20 (37). Only Georgia (52) and Florida (42) have more.
- Turnovers tell the tale: In five victories this season, UK was +15 in turnover margin; in the six losses, UK was -5 in turnover margin. UK ranked 13th nationally in turnover margin (+10) and sixth nationally in turnovers gained with 22.
- Three new assistant coaches were hired following the 2020 season. UK named Liam Coen as the program's new offensive coordinator and quarterbacks coach on Dec. 14 and Eric Wolford as the




## ALL-TIME BOWL RESULTS


<b>Great Lakes Bowl (Dec. 6, 1947)</b> UK 24, Villanova 14
<b>Orange Bowl (Jan. 2, 1950)</b> Santa Clara 21, UK 13
<b>Sugar Bowl (Jan. 1, 1951)</b> UK 13, Oklahoma 7
<b>Cotton Bowl (Jan. 1, 1952)</b> UK 20, TCU 7
<b>Peach Bowl (Dec. 31, 1976)</b> UK 21, North Carolina 0
<b>Hall of Fame Bowl (Dec. 22, 1983)</b> West Virginia 20, UK 16
<b>Hall of Fame Bowl (Dec. 29, 1984)</b> UK 20, Wisconsin 19
<b>Peach Bowl (Dec. 31, 1993)</b> Clemson 14, UK 13
<b>Outback Bowl (Jan. 1, 1999)</b> Penn State 26, UK 14
<b>HomePoint.com Music City Bowl (Dec. 29, 1999)</b> Syracuse 20, UK 13
<b>Gaylord Hotels Music City Bowl (Dec. 29, 2006)</b> UK 28, Clemson 20
<b>Gaylord Hotels Music City Bowl (Dec. 31, 2007)</b> UK 35, Florida State 28
<b>AutoZone Liberty Bowl (Jan. 2, 2009)</b> UK 25, East Carolina 19
<b>Gaylord Hotels Music City Bowl (Dec. 27, 2009)</b> Clemson 21, UK 13
<b>BBVA Compass Bowl (Jan. 8, 2011)</b> Pittsburgh 27, UK 10
<b>TaxSlayer Bowl (Dec. 31, 2016)</b> Georgia Tech 33, UK 18
<b>Franklin Mortgage Music City Bowl (Dec. 29, 2017)</b> Northwestern 24, UK 23
<b>VRBO Citrus Bowl (Jan. 1, 2019)</b> UK 27, Penn State 24
<b>Belk Bowl (Dec. 31, 2019)</b> UK 37, Virginia Tech 30
<b>TaxSlayer Gator Bowl (Jan. 2, 2021)</b> UK 23, NC State 21

## FOLLOW KENTUCKY FOOTBALL ON SOCIAL MEDIA

 @UKFootball @vincemarrow  
 @UKCoachStoops @CoachJonSumrall  
 @Bouknows9 @CoachClink  
 @Bigstew9 @CoachWhiteFB  
 @FBCoachWolf @LiamCoen  
 @coachings

 Kentucky Football Kentucky Wildcats

 @UKFootball

 UKStoopsTroops

offensive line coach on Dec. 17. Jemal Singleton, most recently with the NFL's Cincinnati Bengals, was named running backs coach and special teams coordinator on Jan. 7.

- Kentucky's senior class was one of the most accomplished in school history. The group played a significant role in some of the top moments in recent memory, including Citrus Bowl and Belk Bowl victories, the first 10-win season and winning SEC record since 1977, ending a 31-year losing streak to Florida, the first win at Tennessee since 1984, six wins over ranked opponents and back-to-back blowouts of rival Louisville.

- UK had a pair of resounding victories in 2020, defeating Mississippi State and No. 18 Tennessee by a combined score of 58-9. The nine total points allowed are the fewest in back-to-back SEC games since yielding a total of nine to Florida and Tennessee to end the 1976 regular season.

- The Wildcats' 34-7 defeat of Tennessee on Oct. 17 ended a 36-year victory drought in Knoxville dating to the 1984 season. It was the first win in Knoxville over a ranked Tennessee team in school history and the largest margin of victory (27) there since a 56-0 win in 1893, the first game of the 116-game series ... It was the largest margin of victory on the road vs. an Associated Press-ranked team in school history.

- In the victory over Mississippi State on Oct. 10, the Cats did not allow a touchdown or field goal for the first time since 2009 (a 42-0 shutout of Miami University). It marked the first time UK has held an SEC opponent without a TD or field goal since a 25-0 shutout of Vanderbilt in 1996.

- It's the most total interceptions (nine) in consecutive games since also grabbing nine in 1993 vs. Kent State (2) and Florida (7). The six interceptions against MSU were the second-most in school history and most since grabbing seven vs. Florida in 1993.

- Kentucky has rushed for at least 300 yards in seven of its past 16 games, including four of at least 400 yards. UK ranked third in the SEC in rushing offense (196.2).

- RB Chris Rodriguez Jr. was the team's leading rusher at 785 yards and 11 touchdowns despite being unavailable for two games. He had four 100-yard rushing games this season, including each of the past three of the final four games he was available to play.

- Rodriguez has proven difficult to bring down behind the line of scrimmage, having lost yardage on just five of his 192 career rushing attempts. In 2020, he lost yards on his first attempt of the season before starting a streak of 105 consecutive carries of positive yards.

- Against Ole Miss, UK had its most total offense in an SEC home game (559 yards) since Nov. 13, 2010 vs. Vanderbilt (580 yards).

- The Cats had three players (Chris Rodriguez Jr., A.J. Rose and Terry Wilson) rush for more than 100 yards vs. Ole Miss, the first time in the modern era (since 1946) the program has had three 100-yard rushers in a game.

- Against Ole Miss, the Cats had their most rushing touchdowns against an SEC opponent (six) since Oct. 6, 1973 at Mississippi State (six).

- UK had allowed 34 points or less in 28 straight games, the longest active streak in the nation, before Ole Miss tallied 42. The 28 straight games at 34 points or less was the longest for Kentucky since a 45-game streak from 1976-80.

- UK has allowed 30 or fewer points in 33 of the past 38 games.

- UK allowed just 91 rushing yards at No. 8 Auburn, fewest against a top-10 ranked opponent since 2010 vs. South Carolina and fewest against a top-10 ranked opponent on the road since 1999 vs. Mississippi State.

- QB Terry Wilson ended his Wildcat career 17-8 as a starter and with the Cats' first win at Tennessee since 1984 this season he joined Derrick Ramsey as the only two quarterbacks in school history to win at both Florida and Tennessee in their career. He also won two bowl games.

- Sixteen true freshmen saw action in 2020: QB Beau Allen, DE Sam Anaele, WR Izayah Cummings, LB Torrance Davis, WR Mike Drennen II, DL Josaih Hayes, LB D'Eryk Jackson, RB JuTahn McClain, DL Octavious Oxendine, DB Andru Phillips, DL Justin Rogers, DL Tre'Vonn Rybka, WR Earnest Sanders IV, DB Vito Tisdale, DB Carrington Valentine and DB Joel Williams. Additionally, transfers Joey Gatewood (QB) and Kelvin Joseph (DB) and sophomore LS Cade Degraw saw their first action in blue and white.

- Punter Max Duffy ends his career as the school's all-time leading punter at 45.96 yards per kick. He bombed a career-long 75-yard punt in the opener at Auburn. It is the third-longest in school history behind Paul Calhoun's 80-yarder vs. Indiana in 1983 and Randy Jenkins' 78-yarder vs. Tennessee in 1983.



BY THE NUMBERS

	2020	Stoops
Record.....	5-6	49-50
SEC.....	4-6	24-42
West.....	1-3	4-14
East.....	3-3	20-28
Non-Conference.....	1-0	25-8
Home.....	3-2	35-21
Road.....	1-4	11-26
Neutral site.....	1-0	3-3
Night.....	2-0	22-22
Day.....	3-6	27-28
TV Games.....	5-6	46-50
ABC.....	0-0	1-0
CBS.....	0-0	0-4
ESPN.....	1-1	3-11
ESPN2.....	0-0	3-5
ESPN2.....	0-0	2-2
ESPNNews.....	0-0	0-1
SEC Network.....	4-5	38-26
Fox Sports South.....	0-0	1-1
CBS Sports Network.....	0-0	1-0
August/September.....	0-1	20-12
October.....	2-2	14-14
November.....	1-2	11-21
December/January.....	2-0	4-2
UK scores on 1st possession.....	3-1	21-14
Opp scores on 1st possession.....	0-4	13-22
UK scores first.....	5-1	31-17
Opponent scores first.....	0-5	18-33
UK leads after 1st quarter.....	3-1	28-8
Opponent leads after 1stQ.....	0-4	11-33
Teams are tied after 1stQ.....	2-1	10-9
UK leads at halftime.....	5-1	34-7
Opponent leads at halftime.....	0-5	8-39
Teams are tied at halftime.....	0-0	7-4
UK leads after 3rd quarter.....	5-1	40-4
Opponent leads after 3rdQ.....	0-5	5-43
Teams are tied after 3rdQ.....	0-0	5-3
Game goes to overtime.....	0-1	1-3
Scoring less than 20 pts.....	0-5	4-32
Scoring 20+ points.....	5-1	40-18
Scoring 30+ points.....	3-1	28-8
Allowing less than 20 pts.....	3-1	28-4
Allowing 20+ points.....	1-5	15-38
Allowing 30+ points.....	1-3	7-29
UK has more total yards.....	4-2	38-7
Opp. has more total yds.....	1-4	11-43
UK has more rushing yards.....	4-3	41-11
Opp. has more rushing yards.....	1-3	8-39
UK has more passing yards.....	1-1	21-14
Opp. has more passing yards.....	4-5	28-34
Rushing for < 100 yds.....	0-3	5-17
Rushing for over 100 yards.....	4-4	41-32
Rushing for 200+ yards.....	3-1	34-9
Passing for 200+ yards.....	1-1	18-14
Passing for 300+ yards.....	0-0	6-4
UK has 100-yard rusher.....	3-2	33-14
Opp. has 100-yard rusher.....	3-2	15-32
No turnovers.....	3-0	13-8
One or two turnovers.....	2-4	32-32
3 or more turnovers.....	0-2	4-9
No takeaways.....	1-3	11-12
3 or more takeaways.....	4-0	14-4
UK has more penalties.....	2-4	17-20
Opp. has more penalties.....	3-2	26-26
Teams have equal penalties.....	0-0	6-4
UK has more TOP.....	3-4	33-18
Opp. has more TOP.....	2-2	15-32
UK defense scores.....	2-0	11-5
Opponent defense scores.....	0-1	6-9
UK returns KO/Punt for TD.....	0-0	3-0
Opp. returns KO/Punt for TD.....	0-1	0-5
Playing on natural grass.....	2-3	14-30
Playing on artificial surface.....	3-3	35-19
In blue uniforms.....	3-1	12-4
In white uniforms.....	1-2	6-10
In white unis/blue pants.....	0-2	5-17
In blue unis/white pants.....	0-1	15-5
In black uniforms.....	0-0	1-3
In blue uniforms/grey pants.....	0-0	2-3
In grey uniforms.....	1-0	5-3
In grey uniforms/blue pants.....	0-0	3-5

MILESTONES TO LOOK FOR...

- Head coach **Mark Stoops** has 49 career victories at Kentucky, No. 2 on the school's all-time list. Paul "Bear" Bryant is first with 60.
- Coach Stoops has 24 SEC wins, passing Paul Bryant for the second-most in school history. He needs one more to tie Fran Curci at No. 1 with 25.
- Coach Stoops now holds the record for most total home wins in school history (35).
- Sophomore **RB Chris Rodriguez Jr.** has 1,361 career rushing yards. He vaulted all the way to 27th place on the school's all-time list. He needs nine yards to move up to No. 26 and 27 more yards to jump two spots and tie Tony Dixon at No. 25 (1,388).

- Since 2016, UK is 15-7 in games decided by seven points or less.
- Kentucky won 32 games from 2016-19, the most in a four-season span since 1950-53, when Paul "Bear" Bryant was coach of the Cats.
- During Stoops' tenure the Wildcats have had eight different starting quarterbacks win a game.
- Coach Mark Stoops finished his eighth season in Lexington and has compiled a 49-50 overall. The 49 wins are the second-most in school history. Stoops also has 35 home wins at Kentucky, surpassing Bear Bryant's 33 for the most in school history.
- The Wildcats signed its eighth straight top-50 recruiting class under Stoops in December of 2020.

CATS IN THE STATS

- Kentucky led or ranked in the top half of several SEC and nationally statistical categories. Here's how the Wildcats finished the season:
  - Led the SEC and ranked sixth nationally in turnovers gained (22)
  - Led the SEC and ranked 13th nationally in turnover margin (+10)
  - Led the SEC and ranked third nationally in total interceptions (16)
  - Led the SEC and ranked 54th nationally in passing yards allowed (224.6 ypg)
  - Ranked second in the SEC and 20th nationally in red zone defense (.750)
  - Ranked second in the SEC and 15th nationally in blocked kicks (2)
  - Ranked third in the SEC and 34th nationally in rushing (196.5 ypg)
  - Ranked third in the SEC and 28th nationally in sacks allowed (1.55)
  - Ranked third in the SEC and 11th nationally in tackles for loss allowed (4.18)
  - Ranked fourth in the SEC and 45th nationally in total defense (380.7)
  - Ranked fourth in the SEC and seventh nationally in defensive touchdowns (3)
  - Ranked fifth in the SEC and 45th nationally in scoring defense (25.9)
  - Ranked fifth in the SEC and 22nd nationally in net punting (41.12)

GATOR BOWL CHAMPIONS

- Kentucky defeated No. 24 NC State, 23-21, to claim its third-consecutive bowl victory.
- Kentucky is now 11-9 in bowl games (.550), including 1-1 in the TaxSlayer Gator Bowl.
- UK is 5-3 vs. Atlantic Coast Conference teams in bowl games, including 1-0 vs. NC State, North Carolina Florida State and Virginia Tech, 1-2 vs. Clemson and 0-1 vs. Georgia Tech.
- This was UK's third-consecutive bowl win, including the VRBO Citrus Bowl on Jan. 1, 2019, and the 2019 Belk Bowl. That ties the school record of three straight bowl wins in the 2006 and '07 Gaylord Hotels Music City Bowls and the 2009 AutoZone Liberty Bowl following the '08 season.
- UK has won 11 consecutive non-conference games over the last three seasons.
- The 11-game winning streak is the third-longest active streak behind Minnesota (19) and Iowa (12).
- Kentucky's three-game bowl winning streak is tied for the third-longest active streak behind Appalachian State (six) and Texas (four).
- This was UK's second win over a ranked opponent this season, also vs. then-No. 18 Tennessee, both of which were away from home. It is the first time UK has defeated two ranked opponents in the same season since 2018, when the Wildcats knocked off No. 25 Florida, No. 14 Mississippi State and No. 12 Penn State.





## TRACKING THE OPPONENTS

Opponent	UK vs. Opp	Opp. Record	Last Game
at Auburn	Sept. 26	6-5	L, vs. Northwestern (Citrus Bowl)
vs. Ole Miss	Oct. 3	5-5	W, vs. Indiana (Outback Bowl)
vs. Mississippi State	Oct. 10	4-7	W, vs. Tulsa (Armed Forces Bowl)
at Tennessee	Oct. 17	3-7	L, vs. Texas A&M
at Missouri	Oct. 24	5-5	L, at Mississippi State
vs. Georgia	Oct. 31	8-2	W, vs. Cincinnati (Peach Bowl)
vs. Vanderbilt	Nov. 14	0-9	L, vs. Tennessee
at Alabama	Nov. 21	13-0	W, vs. Ohio State (CFP Final)
at Florida	Nov. 28	8-4	L, vs. Oklahoma (Cotton Bowl)
vs. South Carolina	Dec. 5	2-8	L, at Kentucky

- This was UK's fifth-consecutive bowl appearance, tying the school record set in the 2006-10 seasons.
- Mark Stoops becomes UK's first head coach to take a team to five straight bowl games. The previous record was by Rich Brooks in his last four seasons, 2006-09.
- Turnovers tell the tale: UK won the turnover battle 3-0 today and scored 10 points off turnovers. In the five victories this season, UK was +15 in turnover margin; in the six losses, UK was -5 in turnover margin.
- Senior running back A.J. Rose rushed 12 times for a career-high 148 yards, his third 100-yard game of the season seventh 100-yard game of his career.
- Sophomore running back Chris Rodriguez Jr. carried the ball 17 times for 84 yards, including both of UK's touchdowns.
- Junior LB Jamin Davis made 13 tackles, his eighth double-figure game of the season, and one-half quarterback sack. He had an interception and five-yard return in the fourth quarter, setting up the game-clinching touchdown. It is his third interception of the season and fifth of his career.
- Senior cornerback Brandin Echols made his first career interception on N.C. State's first possession and returned it eight yards to midfield. He also made seven tackles during the game.
- Junior safety Yusuf Corker picked off a pass in the fourth quarter, his second of the season, occurring in consecutive games. He also had five tackles.
- Junior safety Tyrell Ajian blocked a field goal attempt in the second quarter, the first blocked kick of his career. It is UK's second blocked field goal of the season, also Jamin Davis vs. Georgia.
- True freshman cornerback Carrington Valentine made his first collegiate start at cornerback. He made six tackles and caused a fumble.
- Senior kicker Matt Ruffolo set a UK bowl record with three field goals, from 25, 26 and 20 yards.
- Senior center Drake Jackson started his 44th consecutive game, the third-longest streak in school history with starting lineups available since 1993. Jackson was today's team captain and wore jersey No. 65 in honor of offensive line coach John Schlarman, who died Nov. 12.

### SENIOR STATEMENT

For the players who were fifth-year seniors in 2020 (since 2016), they have had a historical career, including:

- Won 37 games (most in a five-season span since 1949-53)
- Gone to five straight bowl games, tying the school record
- Won 20 SEC games, most in a five-year span in school history
- Posted first 10-win season and winning SEC record since 1977 and first final ranking since 1984 (2018 season)
- Won a Citrus Bowl, Belk Bowl and Gator Bowl
- Notched victories over six ranked opponents
- Won their regular-season finale for the third-straight year, the first time that has happened in 61 years, 1957-59
- Won three Senior Day games in a row for the first time since 2010-12
- Ended the 31-game losing streak to Florida
- Won at Tennessee for the first time since 1984

### 100-YARD RUSHERS

Player	2020	Career	'20 Opponent
Chris Rodriguez Jr.	4	6	Ole Miss Georgia Vanderbilt South Carolina
A.J. Rose	3	7	Ole Miss South Carolina NC State
Terry Wilson	1	2	Ole Miss

### INTERCEPTIONS

Player	2020	Career
Kelvin Joseph	4	4
Jamin Davis	3	5
Tyrell Ajian	1	3
Yusuf Corker	2	3
Brandin Echols	1	1
Phil Hoskins	1	1
D'Eryk Jackson	1	1
Josh Paschal	1	1
Boogie Watson	1	1
Jordan Wright	1	1
Quandre Mosley	0	1
DeAndre Square	0	1

### TRACKING SACK LEADERS

Player	2020	Career
Boogie Watson	5.0	18.5
Jordan Wright	3.5	6.5
Jamin Davis	1.5	2.5
Josh Paschal	1.0	8.0
Phil Hoskins	1.0	4.0
Justin Rogers	1.0	1.0
Marquan McCall	0.5	1.5
J.J. Weaver	0.5	0.5
DeAndre Square	0.0	2.5
Quinton Bohanna	0.0	2.5
Brandin Echols	0.0	1.0
Kordell Looney	0.0	1.0
Jerquavion Mahone	0.0	1.0
Quandre Mosely	0.0	1.0

### DOUBLE-FIGURE TACKLERS

Player	2020	Career
Jamin Davis	7	7
Yusuf Corker	2	3
Marquez Bemby	1	1
Brandin Echols	0	1
DeAndre Square	0	1



## STAT SUPERLATIVES

**Most Games Played (min. 30):** Justin Rigg (50), Boogie Watson (49), Landon Young (48), Drake Jackson (47), Kordell Looney (47), Josh Ali (45), Quinton Bohanna (45), Zach Johnson (44), A.J. Rose (44), Luke Fortner (42), Josh Paschal (40), Yusuf Corker (37), Allen Dailey (37), Davonte Robinson (37), Jamin Davis (36), DeAndre Square (36), Tyrell Ajian (35), Max Duffy (34), Brett Slusher (34), Darian Kinnard (33), Jordan Wright (33), Isaiah Epps (32), Cedrick Dort Jr. (31), Phil Hoskins (31), Marquan McCall (31)

**Most Games Started (min. 20):** Drake Jackson (44), Max Duffy (34), Quinton Bohanna (33), Landon Young (33), Boogie Watson (29), Darian Kinnard (26), Josh Paschal (25), Terry Wilson (25), Josh Ali (24), Yusuf Corker (24), A.J. Rose (24), Luke Fortner (23), Justin Rigg (23), Brandin Echols (22), DeAndre Square (22)

**Consecutive Games Started (min. 12):** Drake Jackson (44), Darian Kinnard (26), Josh Ali (24), Yusuf Corker (24), A.J. Rose (24), Landon Young (24), Brandin Echols (22), Boogie Watson (20)

**Consecutive Games with a Tackle (min. 12):** Yusuf Corker (26), Brandin Echols (24), Davonte Robinson (19), Jamin Davis (17), Jordan Wright (15)

**Consecutive Games with a Reception (min. 5):** Josh Ali (12), Keaton Upshaw (9)

## WE'RE GOING STREAKIN'

Kentucky's Gator Bowl victory over ACC foe NC State extended the Wildcats' non-conference winning streak to 11 games, tied for the third-longest active streak in FBS.

Streak	Last Defeat
19 - Minnesota	Sept. 3, 2015 vs. TCU
12 - Iowa	Jan. 1, 2017 vs. Florida
<b>11 - Kentucky</b>	<b>Dec. 29, 2017 vs. Northwestern</b>
11 - LSU	Jan. 1, 2018 vs. Notre Dame

UK also is tied for the third-longest active bowl winning streak with three straight victories:

Streak	Team
6	Appalachian State
4	Texas
3	<b>Kentucky</b> , Iowa, Texas A&M

## NOT DONE YET...SEVEN SENIORS, THREE JUNIORS ANNOUNCE RETURN FOR 2021

Due to COVID-19, every student-athlete was granted an extra year of eligibility and seven seniors took advantage of the extra year and will return to Kentucky next season. They are:

- Wide receiver **Josh Ali** (90 catches, 846 yards, 5 TD)
- Offensive lineman **Luke Fortner** (42 games, 23 starts)
- Defensive back **Zach Johnson** (44 games, 16 tackles, 22.5-yard avg. on 19 kick returns)
- Defensive back **Quandre Mosley** (23 games, 43 tackles, INT, 5 pass breakups)
- Defensive back **Davonte Robinson** (37 games, 88 tackles, 5.0 TFL, 2 fumble recoveries)
- Tight end **Justin Rigg** (30 catches, 358 yards, 1 TD)
- Kicker **Matt Ruffolo** (16-of-19 FG, 88 points)
- Additionally, junior All-American offensive tackle **Darian Kinnard** (33 games, 26 straight starts), junior safety **Yusuf Corker** (37 games, 24 straight starts, 159 tackles, 3 INT) and junior defensive end **Josh Paschal** (40 games, 25 starts, 86 tackles, 21.5 TFL, 8.0 sacks) announced they will return to Kentucky for their senior seasons after considering NFL options.

## SEVEN CATS RECEIVE ALL-STAR GAME INVITATIONS

Seven Wildcats: Max Duffy, Brandin Echols, Phil Hoskins, Drake Jackson A.J. Rose, Jamar "Boogie" Watson and Landon Young, received invitations to all-star games this season.

Duffy, a senior punter, and Jackson, a senior center, accepted invitations to play in the Reese's Senior Bowl on Jan. 30, 2021 in Mobile, Alabama. Echols, a senior defensive back, was invited to both the 96th East-West Shrine Game in St. Petersburg, Florida (cancelled due to the coronavirus) and the Hula Bowl to be played on Jan. 31, 2021 in Honolulu, Hawaii. Hoskins, a senior defensive tackle and Rose, a senior running back, were also invited to the Hulu Bowl. Young, a senior offensive tackle, received an invitation to the East-West Shrine Game and the NFLPA Collegiate Bowl. Jackson, Rose and Watson, a senior outside linebacker, were invited to the NFLPA Collegiate Bowl as well.

- Reese's Senior Bowl – Max Duffy, Drake Jackson
- Hula Bowl – Phil Hoskins, Brandin Echols
- East-West Shrine Bowl – Landon Young, Brandin Echols
- NFLPA Collegiate Bowl – Drake Jackson, A.J. Rose Jr., Boogie Watson, Landon Young

## CATS BOASTED 18 GRADUATES IN THE GATOR BOWL

When UK took the field in the Gator Bowl, 18 of the Wildcats were college graduates:

1. Cedrick Dort Jr.
  2. Max Duffy
  3. Brandin Echols
  4. Isaiah Epps
  5. Luke Fortner
  6. Phil Hoskins
  7. Drake Jackson (graduated with a master's degree)
  8. Wes Johnson
  9. Zach Johnson
  10. Justin Rigg
  11. A.J. Rose
  12. Brett Slusher
  13. Sawyer Smith (graduated with a master's degree)
  14. Clevan Thomas Jr.
  15. Jamar "Boogie" Watson
  16. Quintin Wilson
  17. Terry Wilson
  18. Landon Young
- An additional note of interest is that two Cats from previous years also earned their degrees in December-- cornerback Derrick Tatum, who played from 1999-2002, and wide receiver Steve Johnson, who played at UK in 2006-07 and went on to an eight-year career in the National Football League.
  - Former QB Maxwell Smith (2011-13) and current offensive graduate assistant, also graduated with a master's degree in sport leadership.



## 2020 STATISTICAL LEADERS

RUSHING:	ATT.	YARDS	AVG.	TDS		
Chris Rodriguez Jr.	119	785	6.6	11		
A.J. Rose	106	666	6.3	2		
Terry Wilson	104	424	4.1	5		
Kavosiey Smoke	47	229	4.9	1		

PASSING:	ATT.	COMP	INT.	TDS	YARDS	PCT.
Terry Wilson	200	125	4	7	1187	62.5
Joey Gatewood	35	17	1	0	109	48.6

RECEIVING:	REC.	YARDS	AVG.	AVG/GAME	TDS		
Josh Ali	54	473	8.8	43.0	1		
Keaton Upshaw	16	198	12.4	18.0	3		
Allen Dailey Jr.	14	139	9.9	12.6	1		
Justin Rigg	12	145	12.1	16.1	1		

TACKLES:	TOTAL	SOLO	AST.	INT.	SACKS	TFL (YDS)
Jamin Davis	102	50	52	3	1.5	4.0 (9)
Yusuf Corker	77	39	38	2	0.0	2.5 (6)
DeAndre Square	60	25	35	0	0	2.5 (4)
Brandin Echols	54	39	15	1	0	2.0 (4)
Jordan Wright	45	25	20	1 INT/2 FR	3.5	5.5 (39)
Boogie Watson	40	25	15	1	5.0	10.0 (49)
J.J. Weaver	33	21	12	0	0.5	6.5 (14)

### KENTUCKY HONORS LATE OL COACH JOHN SCHLARMAN WITH NO. 65; SCHLARMAN RECEIVES BROYLES LIFETIME ACHIEVEMENT AWARD

- Kentucky offensive line coach John Schlarman and an All-SEC offensive lineman during his playing days at UK, died on Nov. 12 following a two-year battle with cancer. He was 45.
- He was diagnosed with cholangiocarcinoma in the summer of 2018 and had been an absolute warrior in his two-year fight against cancer, not missing a game through Oct. 17 this season and very few practices along the way.
- To honor his fight, members of the offensive line chose to rotate No. 65, the number Schlarman wore as an offensive lineman at Kentucky. Schlarman was a four-year starter from 1994-97 and was named SEC All-Freshman in 1994, UK's most outstanding lineman in 1995 and '96, and first-team All-SEC in 1997.
- Schlarman was given posthumously the Broyles Lifetime Achievement Award by the Frank & Barbara Broyles Foundation.
- The team wore a black sticker on their helmets with the initials "JS" in white letters.
- On the first offensive play vs Vanderbilt, UK took a delay of game penalty, graciously declined by the Commodores, as Young took the field wearing Schlarman's jersey.
- Who wore 65 in 2020:  
Drake Jackson - Georgia  
Drake Jackson - Missouri  
Landon Young - Vanderbilt  
Darian Kinnard - Alabama  
Austin Dotson - Florida  
Luke Fortner - South Carolina  
Drake Jackson - Gator Bowl (NC State)

### KENTUCKY HONORS CHRIS OATS BY ROTATING NO. 22

- Kentucky football honored junior linebacker Chris Oats all season, as he battles a serious medical condition. Each week a different player chose to wear Oats' jersey No. 22.
- Fellow linebacker DeAndre Square was the first to wear No. 22 in the season opener vs. Auburn, while Oats' roommate Keaton Upshaw took the honor in UK's first home game on Oct. 3 vs. Ole Miss.
- LB Jamin Davis wore No. 22 vs. Mississippi State. While wearing the jersey he intercepted a pass in the end zone on the final play of the first half to secure UK's 14-0 lead at the break. He also recorded his first double-digit tackle game.

## 2021 OFFENSIVE RETURNEES

#### Quarterback (5)

- Beau Allen, 6-2, 207, Fr-HS
- Patrick Delahunty, 6-0, 198, So-Sq
- Joey Gatewood, 6-5, 221, So-Tr
- Johnathan Mosley, 6-1, 200, Fr-HS
- Nik Scalzo, 6-0, 178, Fr-RS

#### Running Back (5)

- Tyler Markray, 5-10, 220, So-Sq
- JuTahn McClain, 5-10, 178, Fr-HS
- Chris Rodriguez Jr., 5-11, 224, So-1L
- Kavosiey Smoke, 5-9, 201, So-1L
- Travis Tisdale, 5-9, 173, Fr-RS

#### Fullbacks (2)

- Jack Varga, 5-11, 235, So-Sq
- Dillon Wheatley, 6-1, 211, Jr-Sq

#### Wide Receiver (14)

- **Josh Ali, 6-0, 193, Sr-3L**
- Kaleb Cheek, 5-10, 190, Fr-HS
- Tae Tae Crumes, 6-1, 192, Fr-RS
- Izayah Cummings, 6-3, 228, Fr-HS
- **Allen Dailey, 6-3, 208, Jr-2L**
- Michael Drennen II, 5-11, 190, Fr-HS
- Darren Edmond, 5-11, 195, Jr-Sq
- Isaiah Epps, 6-2, 189, Jr-2L
- DeMarcus Harris, 6-1, 183, Fr-RS
- Akeem Hayes, 5-8, 155, So-Sq
- Luke Leeper, 5-11, 196, Fr-HS
- Rahsaan Lewis, 5-11, 180, So-Tr
- Bryce Oliver, 6-1, 215, So-1L
- Earnest Sanders IV, 6-1, 216, Fr-HS

#### Tight End (3)

- Brenden Bates, 6-4, 248, So-1L
- **Justin Rigg, 6-6, 263, Sr-3L**
- Keaton Upshaw, 6-6, 234, So-1L

#### Offensive Line (15)

- R.J. Adams, 6-3, 330, Fr-HS
- Deondre Buford, 6-3, 295, Fr-HS
- Eli Cox, 6-4, 293, Fr-RS
- Austin Dotson, 6-6, 313, Jr-2L
- Jeremy Flax, 6-6, 356, So-JC
- **Luke Fortner, 6-6, 300, Sr-3L**
- **Kenneth Horsey, 6-3, 300, So-1L**
- Josh Jones, 6-6, 336, Fr-HS
- **Darian Kinnard, 6-5, 345, Jr-2L**
- Nick Lewis, 6-9, 320, So-1L
- Matthew Napier, 6-6, 343, Jr-Sq
- Jake Pope, 6-7, 291, Fr-RS
- Naasir Watkins, 6-5, 305, Jr-2L
- Quintin Wilson, 6-1, 294, So-1L
- John Young, 6-6, 295, Fr-HS

#### Kicker (3)

- Chance Poore, 6-2, 208, So-1L
- **Matt Ruffolo, 5-11, 205, Sr-1L**
- Graham Wald, 6-0, 170, Fr-HS

**BOLD** - indicates returning starters from 2020



## 2021 DEFENSIVE RETURNEES

### Defensive Linemen (13)

- Abule Abadi-Fitzgerald, 6-6, 296, Jr-1L
- Alex Bascom, 6-5, 272, So-Sq
- Richard Bascom, 6-5, 269, So-Sq
- Isaiah Beasley, 5-11, 262, Fr-HS
- Isaiah Gibson, 6-3, 302, Fr-RS
- Collin Hartmann, 6-4, 262, Jr-Sq
- Josaih Hayes, 6-3, 314, Fr-HS
- Qua Mahone, 6-3, 295, So-1L
- Marquan McCall, 6-3, 379, Jr-2L
- Justin Rogers, 6-3, 336, Fr-HS
- Tre'vonn Rybka, 6-4, 310, Fr-HS
- Octavious Oxendine, 6-1, 318, Fr-HS
- **Josh Paschal, 6-3, 278, Jr-3L**

### Linebacker (14)

- Sam Anaele, 6-4, 275, Fr-HS
- Marquez Bembry, 6-3, 232, Jr-Sq
- Jase Bruner, 6-2, 232, Fr-HS
- Jared Casey, 6-3, 221, Fr-RS
- Torrance Davis, 6-2, 220, Fr-HS
- Braxton Eiserman, 6-1, 212, So-Sq
- Cody Goatley, 6-2, 218, Fr-HS
- Darren Green, 6-1, 218, Fr-HS
- D'Eryk Jackson, 6-1, 245, Fr-HS
- Shawn Lawson, 6-3, 232, Jr-Sq
- K.D. McDaniel, 6-2, 250, Fr-RS
- **DeAndre Square, 6-1, 224, Jr-2L**
- **J.J. Weaver, 6-5, 241, Fr-RS**
- Jordan Wright, 6-5, 237, Jr-2L

### Defensive Back (17)

- **Tyrell Ajian, 6-0, 190, Jr-2L**
- Zac Berezowitz, 6-0, 178, Jr-Sq
- Jamari Brown, 6-1, 201, So-1L
- **Yusuf Corker, 6-0, 197, Jr-2L**
- Taj Dodson, 6-1, 198, Fr-RS
- Ben Drake, 6-1, 199, So-Sq
- Cedrick Dort Jr., 5-11, 182, Jr-2L
- Moses Douglass, 6-2, 199, Fr-RS
- Jalen Geiger, 6-1, 195, Fr-RS
- Rickey Hyatt Jr., 6-2, 203, Fr-HS
- Zach Johnson, 5-10, 193, Sr-3L
- Quandre Mosely, 6-2, 185, Sr-1L
- Andru Phillips, 5-11, 180, Fr-HS
- Davonte Robinson, 6-2, 208, Sr-2L
- Vito Tisdale, 6-1, 200, Fr-HS
- Carrington Valentine, 6-0, 200, Fr-HS
- Joel Williams, 6-1, 204, Fr-HS

### Punter (0)

- 

### Long Snapper (3)

- **Cade DeGraw, 5-11, 210, So-Sq**
- Jordan Morrow, 6-1, 224, So-Sq
- Clay Perry, 6-0, 203, Fr-HS

**BOLD** - indicates returning starters from 2020

- LB Boogie Watson pulled on the No. 22 vs. Tennessee and LB Jordan Wright did so at Missouri. DE Joshua Paschal wore the number vs. Georgia, the first game Oats was able to attend in person.
- RB Chris Rodriguez Jr. wore No. 22 vs. Vanderbilt and put on a career performance, rushing for career-best 149 yards with two scores. He added a then-career-long 74-yard run and surpassed 1,000 yards for his career.
- RB Kavosiey Smoke wore No. 22 vs. Alabama and had nine carries for 26 yards.
- Wearing No. 22 for the Florida game was defensive back Yusuf Corker. He led the team with eight total tackles and a forced fumble.
- DB Cedrick Dort Jr. wore the number for the Gator Bowl but did not play due to a medical issue.
- Incredibly, the UK defense forced 22 turnovers on the season and the Cats won their first game of the season by 22 points.
- The team wears #22OATSSTRONG wristbands to show their support and they conclude each team practice with "22!" Members of the team have also created a website [www.22OATSSTRONG.COM](http://www.22OATSSTRONG.COM) with a GoFundMe page to help the family with medical bills.

### SIMPLY STOOPS-ENDOUS

- UK coach Mark Stoops has proven to be an excellent hire, turning around a struggling program making him the first UK coach to lead the program to a fifth consecutive bowl appearance this season. He also has erased a number of the long-standing hurdles and streaks that have plagued the program's history.
- The accomplishments include, but aren't limited to:
  - First New Year's Day bowl win since 1951 (2018)
  - First 10-win season since 1977 (2018)
  - First winning SEC record since 1977 (2018)
  - First SEC Coach of the Year since 1983 (2018)
  - First ranking in the final AP Poll since 1984 (2018)
  - First bowl win since 2008 season (2018)
  - First win at Florida since 1979 (2018)
  - First win at Tennessee since 1984 (2020)
  - Ended 31-game losing streak to Florida (2018)
- Stoops has 49 career victories at Kentucky, passing Fran Curci (1973-1981) for second on the school's all-time list.

### Most Career Wins By A Head Coach, School History

1.	60	Paul "Bear" Bryant (1946-53)
2.	<b>49</b>	<b>Mark Stoops (2013-Present)</b>
3.	47	Fran Curci (1973-81)
4.	41	Jerry Claiborne (1982-89)
	41	Blanton Collier (1954-61)
6.	39	Rich Brooks (2003-09)

- Stoops has 24 SEC wins which ties Paul Bryant for the second-most in school history. He needs one more to tie Fran Curci at No. 1 with 25.

### Most Career SEC Wins By A Head Coach, School History

1.	25	Fran Curci (1973-1981)
2.	<b>24</b>	<b>Mark Stoops (2013-Present)</b>
3.	22	Paul "Bear" Bryant (1946-53)

- Stoops has a school-record 35 wins at Kroger Field/Commonwealth Stadium. He has also passed Paul "Bear" Bryant for the most total home wins in school history.



## Most Career Wins By A Head Coach at Kroger Field/Commonwealth Stadium, School History

1. **35** Mark Stoops (2013-present)
2. 32 Jerry Claiborne (1982-89)

## Most Career Home Wins By A Head Coach, School History

1. **35** Mark Stoops (2013-present)
2. 33 Paul Bryant (1946-53)
3. 32 Jerry Claiborne (1982-89)
4. 29 Fran Curci (1973-81)
- 29 Blanton Collier (1954-61)

- Stoops has coached in 99 games as the Kentucky head coach, the second-most in school history. Fran Curci has the record with 100 games coached.

## Most Games by a Head Coach, School History

1. 100 Fran Curci (1973-81)
2. **99** Mark Stoops (2013-present)

## WILDCATS NAMED ALL-AMERICA

- OT Darian Kinnard: first team by Pro Football Focus; second team by CBS/247sports and The Sporting News; third team by AP; fourth team by Phil Steele
- RB Chris Rodriguez Jr.: second team by Pro Football Focus
- Center Drake Jackson: second team by Pro Football Focus; honorable mention by Phil Steele
- Punter Max Duffy: third team by Pro Football Focus
- Linebacker Jamin Davis: honorable mention by Phil Steele

## WILDCATS NAMED ALL-SOUTHEASTERN CONFERENCE

- OT Darian Kinnard: first team by Associated Press, Phil Steele, Pro Football Focus; second team by Coaches
- Center Drake Jackson: first team by Pro Football Focus; second team by Associated Press, Coaches, Phil Steele
- RB Chris Rodriguez Jr.: first team by Pro Football Focus; fourth team by Phil Steele
- LB Jamin Davis: first team by Pro Football Focus; second team by Phil Steele
- OT Landon Young: first team by Coaches, second team by Associated Press and Phil Steele, third team by Pro Football Focus
- Punter Max Duffy: second team by Associated Press, Pro Football Focus; third team by Phil Steele
- NG Quinton Bohanna: second team by Pro Football Focus, fourth team by Phil Steele
- Safety Yusuf Coker: second team by Phil Steele and Pro Football Focus
- Linebacker Boogie Watson: second team by Phil Steele
- Defensive end Josh Paschal: fourth team by Phil Steele
- Cornerback Kelvin Joseph: fourth team by Phil Steele

## LIAM COEN NAMED OFFENSIVE COORDINATOR/QBS COACH

- Liam Coen was named Kentucky's new offensive coordinator and quarterbacks coach on Dec. 14. Coen spent the last three years with the Los Angeles Rams, 2018 and '19 as the assistant wide receivers coach before being named assistant quarterbacks coach prior to the 2020 season.
- Coen will join the program at the conclusion of the Rams' season.
- In 2019, Coen helped L.A.'s receiving unit produce two receivers with over 1,000 receiving yards for the second-consecutive season, a feat that had not been accomplished since a streak of four seasons from 1999-2002. WR Robert Woods posted his second-consecutive 1,000-yard season, finishing with 1,134. WR Cooper Kupp tallied his first 1,000-yard season, leading the team with 1,161 receiving yards.
- With the help of Coen, who coached in the Super Bowl his first year in the league, the Rams quickly acclimated 2018 offseason acquisition Brandin Cooks into the league's No. 3 scoring offense. Last season, Cooks (1,204) and fellow WR Robert Woods (1,219) posted career-highs in

## HONORING THE CATS

### Quinton Bohanna

- \* Second-Team All-SEC (Pro Football Focus)
- \* Fourth-Team All-SEC (Phil Steele)

### Yusuf Coker

- \* Second-Team All-SEC (Phil Steele, Pro Football Focus)

### Jamin Davis

- \* Honorable Mention All-America (Phil Steele)
- \* First-Team All-SEC (Pro Football Focus)
- \* Second-Team All-SEC (Phil Steele)
- \* SEC Defensive Player of the Week (Vanderbilt)

### Max Duffy

- \* Third-Team All-America (Pro Football Focus)
- \* Second-Team All-SEC (AP)
- \* Third-Team All-SEC (Phil Steele, Pro Football Focus)
- \* All-Bowl Team (AP, ESPN, USA Today)
- \* SEC Special Teams Player of the Week (Oct. 12)
- \* Ray Guy Award Ray's 4 (Oct. 5 and Oct. 31)
- \* Senior CLASS Award candidate
- \* Reese's Senior Bowl Invitation

### Brandin Echols

- \* Hulu Bowl Invitation
- \* East-West Shrine Bowl Invitation

### Luke Fortner

- \* Allstate AFCA Good Works Team
- \* William V. Campbell Trophy semifinalist
- \* Wuerffel Trophy semifinalist
- \* SEC Community Service Team

### Kenneth Horsey

- \* 2020 Mayo Clinic Comeback Player of Year

### Phil Hoskins

- \* SEC D-Lineman of Week (South Carolina)

### Drake Jackson

- \* Second-Team All-America (Pro Football Focus)
- \* Honorable Mention All-America (Phil Steele)
- \* First-Team All-SEC (Pro Football Focus)
- \* Second-Team All-SEC (AP, Coaches, Phil Steele)

### Zach Johnson

- \* Burlsworth Trophy nominee

### Kelvin Joseph

- \* Fourth-Team All-SEC (Phil Steele)

### Darian Kinnard

- \* First-Team All-America, RT (Pro Football Focus)
- \* Second-Team All-America (CBS/247sports, Sporting News)
- \* Third-Team All-America, (AP)
- \* Fourth-Team All-America (Phil Steele)
- \* First-Team All-SEC (AP, Phil Steele, Pro Football Focus)
- \* Second-Team All-SEC (Coaches)

### Josh Paschal

- \* Semifinalist, Jason Witten Collegiate Man of the Year Award
- \* Fourth-Team All-SEC (Phil Steele)
- \* All-SEC honorable mention (Pro Football Focus)

### Chance Poore

- \* SEC Special Teams Player of the Week (Vanderbilt)

### Chris Rodriguez Jr.

- \* Second-Team All-America (Pro Football Focus)
- \* First-Team All-SEC (Pro Football Focus)
- \* Fourth-Team All-SEC (Phil Steele)

### A.J. Rose

- \* TaxSlayer Gator Bowl Most Valuable Player

### Jamar "Boogie" Watson

- \* Second-Team All-SEC (Phil Steele)

### J.J. Weaver

- \* All-SEC Freshman Team (Coaches)
- \* SEC Freshman of the Week (Vanderbilt)

### Jordan Wright

- \* SEC Special Defensive Player of the Week (Oct. 12)

### Landon Young

- \* First-Team All-SEC (Coaches)
- \* Second-Team All-SEC (AP, Phil Steele)
- \* Third-Team All-SEC (Pro Football Focus)
- \* All-Bowl Team (AP, ESPN)
- \* SEC co-O-Lineman of Week (Vanderbilt)
- \* SEC O-Lineman of the Week (Tennessee)
- \* Pop Warner College Football Award Finalist
- \* East-West Shrine Bowl Invitation





receiving yards while becoming the first Rams receiving duo to surpass 1,000 yards each since Torry Holt and Isaac Bruce in 2006.

- Coen's coaching stops prior to the Rams all were on the collegiate level, including Maine (2016-17), UMass (2014-15), Brown (2012-13, 2010) and Rhode Island (2011).
- Coen is a native of Newport, Rhode Island, and his father, Tim, was a coach in college and high school. As a senior in high school, Liam was named Gatorade Player of the Year and was an All-State selection as a quarterback at La Salle Academy in Providence. He went on to an illustrious career at UMass as a four-year starter at quarterback from 2005-08. He set nearly every career UMass passing record, including most yards gained (11,031), highest passing efficiency (152.92), completion percentage (63.9), completions (830) and touchdowns (90).
- In 2006 and 2007, Coen led the Minutemen to conference championships and guided UMass to a NCAA Football Championship Subdivision (FCS) national runner-up finish in '06.

#### **ERIC WOLFORD NAMED OFFENSIVE LINE COACH**

- Eric Wolford was named UK's new offensive line coach on Dec. 16, coming to UK with 25 years of coaching experience at the collegiate and NFL levels. He spent the past four seasons at South Carolina.
- At South Carolina in 2020, Wolford's unit helped pave the way for running back Kevin Harris to lead the SEC in rushing and rewrite the Gamecock record books. Harris finished the regular season with 1,138 yards rushing, just the ninth player in school history to rush for 1,000-plus yards in a season. He had five 100-yard games, including two with 200-plus yards, joining George Rogers and Marcus Lattimore as the only players in school history with multiple 200-yard games.
- Before coming back to Carolina, Wolford spent the previous two seasons (2015-16) in the NFL as the San Francisco 49ers assistant offensive line coach.
- Prior to his stint with the 49ers, Wolford logged 19 seasons as a coach at the collegiate level, including five (2010-14) as the head coach at Youngstown State University. After a 3-8 mark in his first season, the Penguins compiled a 28-18 mark over his final four campaigns, were ranked in the top-10 three times, and broke 32 school records during his tenure.
- Wolford has deep ties to the Stoops family, having been recruited by Bob Stoops, hired by Mike Stoops at Arizona and now by Mark Stoops at UK. He also is from Youngstown, Ohio.
- Wolford's collegiate coaching stops in addition to his time as Youngstown State's head coach include Illinois (2007-08), Arizona (2004-06), North Texas (2003), Houston (2000-02), South Florida (1997-99) and Emporia State (1996).
- He has long been considered a top recruiter, twice being named amongst the nation's best.

#### **SINGLETON TO DIRECT RUNNING BACKS/SPECIAL TEAMS**

- Jemal Singleton, a veteran of both collegiate and NFL coaching circles, was named the new running backs coach and special teams coordinator on Jan. 7.
- Singleton returns to the collegiate ranks after spending the last five years in the National Football League, most recently with the Cincinnati Bengals. He also spent time with the Oakland Raiders and the Indianapolis Colts.

### **TREVATHAN ELECTED TO UK ATHLETICS HOF**

The UK Athletics Hall of Fame Class of 2020 was announced in May with Chanda Bell (softball), Sawyer Carroll (baseball), Ron Mercer (men's basketball), AJ Reed (baseball), Danny Trevathan (football) and Wayne Turner (men's basketball) chosen for induction.

The honorees will be inducted during a Hall of Fame Weekend at a date to be determined.

#### **Danny Trevathan, Football (2008-11)**

Two-year All-America linebacker ... First All-America linebacker in school history ... Chosen National Linebacker of the Year by the College Football Performance Awards after monster senior season in which he totaled 143 tackles, 11.5 tackles for loss, four interceptions, five caused fumbles and five pass breakups ... Led the SEC in tackles as a junior and senior, earning first-team All-SEC honors both years ... First-team All-America as a junior with 144 stops ... Selected in the NFL Draft by the Denver Broncos ... Led Denver in tackles two years, with the team advancing to the Super Bowl in both of those seasons, including one Super Bowl championship ... Eight-year veteran with Denver and the Chicago Bears.

- In 2020, the Bengals won two of their final three games, despite a roster decimated by injuries. Singleton led a running backs unit led by Joe Mixon and Giovani Bernard. Despite playing in only seven games due to injury, Mixon led the team with 428 rushing yards on 119 attempts with three TDs. He also caught 21 passes for 138 receiving yards. Bernard totaled 416 rushing yards on 124 attempts with three TDs. He also caught 47 passes for 523 yards with three scores, becoming Cincinnati's all-time leader in receptions by a running back with 342.
- Singleton was a three-year (1996-98) letterwinner at running back for the Air Force Academy, and was one of just six players in program history to be elected a two-time captain. He totaled 941 career rushing yards on 175 carries, with four TDs, and was an All-WAC honorable mention selection as a senior.

#### **DAUNTING SCHEDULE**

- With the COVID-19 pandemic creating a 10-game Southeastern Conference-only schedule this season, Kentucky faced one of the most difficult slate of games in its history.
- Of the 10 games, nine featured an opponent that was either ranked or receiving votes in one of the two major polls (AP, Coaches) when play started on Sept. 26.
- UK faced four teams ranked in the AP Top 10 this season: No. 1 Alabama, No. 5 Georgia, No. 6 Florida and No. 8 Auburn. Three of those games were on the road.
- Tennessee is the only other teams in the nation to have faced four Top 10 teams in the regular season.
- When the schedule was adjusted to conference-only games the Cats added contests against No. 8 Auburn and Ole Miss, in its first season under coach Lane Kiffin.
- The Cats were 4-4 against the opponents on their original 2020 schedule.



## TOP 25 POLLS

### AP TOP 25

- 1 Alabama
- 2 Ohio State
- 3 Clemson
- 4 Texas A&M
- 5 Notre Dame
- 6 Oklahoma
- 7 Georgia
- 8 Cincinnati
- 9 Iowa State
- 10 Northwestern
- 11 BYU
- 12 Indiana
- 13 Florida
- 14 Coastal Carolina
- 15 Louisiana
- 16 Iowa
- 17 Liberty
- 18 North Carolina
- 19 Texas
- 20 Oklahoma State
- 21 USC
- 22 Miami
- 23 Ball State
- 24 San Jose State
- 25 Buffalo

2020 UK Opponents Receiving Votes: none

### COACHES TOP 25

- 1 Alabama
- 2 Ohio State
- 3 Clemson
- 4 Texas A&M
- 5 Notre Dame
- 6 Oklahoma
- 7 Georgia
- 8 Cincinnati
- 9 Iowa State
- 10 Northwestern
- 11 BYU
- 12 Florida
- 13 Indiana
- 14 Coastal Carolina
- 15 Iowa
- 16 Louisiana
- 17 North Carolina
- 18 Liberty
- 19 Oklahoma State
- 20 Texas
- 21 USC
- 22 Miami
- 23 Ball State
- 24 San Jose State
- 25 Buffalo

2020 UK Opponents Receiving Votes: Auburn 17, Ole Miss 10, Missouri 6, Kentucky 1

## KENTUCKY IN THE POLLS

DATE	AP	COACHES	BCS
Preseason	RV	RV	-
Week 3	T23	20	-
Week 4	23	RV	-
Week 5	RV	RV	-
Week 6	-	RV	-
Week 7	RV	RV	-
Week 8	-	-	-
Week 9	-	RV	-
Week 10	-	RV	-
Week 11	-	-	-
Week 12	-	-	-
Pre-Bowls	-	-	-
Final	-	RV	-

## HORSEY NAMED 2020 MAYO CLINIC COMEBACK PLAYER OF THE YEAR

• Sophomore offensive guard Kenneth Horsey was named one of three winners of the 2020 Mayo Clinic Comeback Player of the Year award. Horsey has an impressive comeback story. In the spring of 2018, before he was to arrive at Kentucky for his freshman season, he was complaining of a pain in his side. His parents rushed him to the emergency room where doctors ultimately found a growth on one of his heart valves. He went through open-heart surgery on April 8, 2018 and was even told by a few doctors that football was over. However, Horsey would not be deterred. He came to Kentucky and redshirted the 2018 season with a goal of earning a starting spot on Kentucky's offensive line, affectionately known as the "Big Blue Wall." In 2019 he saw action in four games and he continued to train and prepare his body for the rigors of the Southeastern Conference. Since his surgery in 2018, he has lost 50 pounds and because of his hard work and dedication, has earned the starting left guard spot on the "Big Blue Wall." He started eight games this season, helping the Wildcats rank third in the Southeastern Conference in rushing offense (196.2).

## OFFENSE

• Nine offensive starters returned in 2020, including quarterback Terry Wilson (2018 starter) who sat out most of last season with a knee injury. Also returning were running back A.J. Rose, wide receiver Josh Ali, tight end Justin Rigg, along with four members of the "Big Blue Wall" in LT Landon Young, RG Luke Fortner, C Drake Jackson and RT Darian Kinnard.

• The Cats averaged at least 25.5 points per game from 2016-19, the first time in school history that UK has done it four years in a row.

• From 2016-19, UK rushed for 11,362 yards, most in a four-year period in school history. The offense added another 1,874 this season and have 13,236 over the past five seasons.

• UK had a 1,000-yard rusher in four straight seasons (Boom Williams, Benny Snell Jr., Lynn Bowden Jr.); prior to this, UK had never had 1,000-yard rushers in back-to-back seasons, let alone four straight seasons. Chris Rodriguez Jr. led the team this season with 701 yards in just eight games played.

• Despite having starting quarterbacks who had never played in a major-college game in 2016 (Stephen Johnson) and 2018 (Terry

Wilson) and a receiver-turned-quarterback in 2019 (Lynn Bowden Jr.), UK won 32 games from 2016-19 and advanced to four straight bowl games.

• Kentucky has rushed for at least 300 yards in seven of its past 16 games, including four of at least 400 yards. UK ranked third in the SEC in rushing offense (196.2).

## Quarterbacks

• The Wildcats faced the daunting task of replacing receiver-turned-quarterback, Lynn Bowden Jr., who led the Wildcats for the final eight games of the 2019 season before declaring for the NFL draft, but returned senior Terry Wilson, who won the starting QB job at the start of the 2018 season and led the Wildcats to their first 10-win season since 1977. He began the 2019 season right where he left off as the starting QB in the first two games, before suffering a torn patellar tendon in his right knee in the third quarter vs. Eastern Michigan.

• Wilson returned to game action in full form this season and completed 62.5 percent of his passes for 1,187 yards and seven touchdowns. He averaged 42.4 rushing yards per game and had five TDs.

• Nicknamed "Terry Touchdown" in high school, the signal caller completed 65.0 percent of his career passes for 3,436 yards and 20 touchdowns. He's also a dangerous runner as he has compiled 1,015 net rushing yards and 10 TDs. UK went 17-8 record in his 25 starting assignments.

• Wilson became the only player in school history with 3,000 passing yards and 1,000 rushing yards.

• Wilson had 1,015 career rushing yards, becoming the 40th player in school history to reach 1,000.

• Against Ole Miss, Wilson became the third Kentucky quarterback in school history to have at least 150 passing yards and 125 rushing yards in the same game (Pookie Jones vs. Kent State, Sept. 4, 1993; Shane Boyd vs. Indiana, Sept. 18, 2004).

## BEST CAREER COMPLETION PERCENTAGE, SCHOOL HISTORY (MIN. 200 COMP.)

- 1) 67.1, Tim Couch
- 2) 65.3, Dusty Bonner
- 3) 65.0, Terry Wilson
- 4) 61.9, Andre Woodson
- 5) 61.2, Mike Hartline



**MOST CAREER RUSHING YARDS BY A QUARTERBACK, SCHOOL HISTORY (MIN. 2,000 PASSING YARDS)**

- 1) 1,015, Terry Wilson
- 2) 854, Pookie Jones

- Along with Wilson, UK had two young quarterbacks who saw action in freshman and mid-year enrollee Beau Allen, and Auburn transfer Joey Gatewood.
- Gatewood earned his first career start vs. Georgia, completing 15-of-25 passes for 91 yards and rushing for 23 yards on 16 carries.
- As a redshirt freshman at Auburn last season, Gatewood totaled 176 rushing yards on 32 carries with three touchdowns, and completed 5 of 8 passes for 54 yards and two touchdowns in eight games. He was granted an eligibility waiver in September that allowed him to play this season.
- Allen made his career debut vs. Vanderbilt on Nov. 14, completing 3-of-5 passes for 40 yards.
- During Stoops' tenure, the Wildcats have had eight different starting quarterbacks win a game in Jalen Whitlow, Maxwell Smith, Patrick Towles, Drew Barker, Stephen Johnson, Luke Wright, Terry Wilson, and Lynn Bowden Jr.

**Running Backs**

- UK ended the season ranking third in the SEC in rushing offense (196.2).
- The running back's room went six deep and featured a three-headed monster in senior A.J. Rose and sophomores Chris Rodriguez Jr. and Kavosiey Smoke.
- Rose capped his impressive career by winning Most Valuable Player in the Gator Bowl victory, ripping off a career-best 148 yards on just 12 carries.
- Rose was the team's second-leading rusher with 666 yards and two scores, averaging 6.3 yards per attempt. He became the 37th player in school history to reach 1,000 career rushing yards and his total of 1,971 moved him to 10th on UK's all-time list. Rose also ranks third on UK's career yards per attempt list at 5.78 rushing yards per carry, behind only Bowden and Boom Williams.
- Rodriguez was the team's leading rusher at 785 yards and 11 touchdowns despite being unavailable for two games due to Covid protocols. He had four 100-yard rushing games this season, including three of the final four he was available to play. He has been named second-team All-America and first-team All-SEC by Pro Football Focus.

**2020 TEAM CAPTAINS**

Ten players were voted team captains by their peers last week. They are Josh Ali, Quinton Bohanna, Yusuf Corker, Max Duffy, Drake Jackson, Josh Paschal, DeAndre Square, Boogie Watson, Terry Wilson and Landon Young. One captain will represent the team each game and will be decided on a week-by-week basis. They are listed below.

at Auburn	DeAndre Square
vs. Ole Miss	Josh Paschal
vs. Miss. State	Terry Wilson
at Tennessee	Boogie Watson
at Missouri	Max Duffy
vs. Georgia	Drake Jackson
vs. Vanderbilt	Landon Young
at Alabama	Quinton Bohanna
at Florida	Yusuf Corker
vs. South Carolina	Josh Ali
vs. NC State (TaxSlayer Gator Bowl)	Drake Jackson

- Rodriguez has proven nearly impossible to bring down behind the line of scrimmage, having lost yardage on just five of his 192 career rushing attempts. In 2020, he lost yards on his first attempt of the season before starting a streak of 105 consecutive carries of positive yards.
- Rodriguez has scored a touchdown once every 11.3 rush attempts in his career (17 in 192 attempts). By comparison, UK all-time leading rusher and scorer Benny Snell Jr. hit paydirt once every 15.4 rush attempts.
- Rodriguez rushed for a career-best 133 yards and two scores vs. Ole Miss on Oct. 3, 2020 and then bested that with 149 yards and two scores vs. Vanderbilt on Nov. 14. In that game he became the 39th player in school history to surpass 1,000 career rushing yards. He also leads the team in rushing yards this season.
- Smoke missed three games with a rib injury but returned in a limited capacity vs. Georgia and finished the season with 229 yards on 47 attempts.
- True freshman JuTahn McClain earned high praise from the coaching staff this season and totaled 16 carries for 62 yards in seven games.
- Kentucky has rushed for at least 300 yards in seven of its past 16 games, including four of at least 400 yards.

**Wide Receivers**

- First-year wide receivers coach Jovon Bouknight, who was added on the coaching staff in March 2020 after one season at Oregon, had a mix of experience and young talent at his disposal.
- The top returning pass catcher, Josh Ali, was the most accomplished receiver of the group, having hauled in 90 career passes for 846 yards and five scores. Perhaps two of the biggest plays in his career came in the Belk Bowl on

UK's final drive of 2019. He made a diving grab of a low pass on fourth down to extend the drive and then hauled in the game-winning 13-yard strike from Bowden with 15 seconds remaining.

- Ali made a strong start to the 2020 season with nine catches for 98 yards, both career highs, at Auburn. He finished the season with 54 catches for 473 yards and a score, then announced he'd return for a final campaign in 2021.
- Redshirt freshman DeMarcus Harris caught 14 passes for 87 yards, while redshirt freshman Allen Dailey Jr. added 14 for 139 yards. Dailey caught a one-yard touchdown pass in the third quarter vs. Tennessee, his first TD of the season and second of his career.
- Junior Isaiah Epps returned midseason from a foot injury that cost him the 2019 season and flashed his potential down the stretch, catching eight passes for 63 yards.
- True freshmen Izayah Cummings, Mike Drennen and Earnest Sanders are expected to be significant contributors as well in 2021.

**Tight Ends**

- Tight ends coach Vince Marrow had one of the most experienced position groups with Brenden Bates, Nik Ognenovic, Justin Rigg and Keaton Upshaw.
- Rigg had 12 catches for 145 yards this season and caught his first career touchdown pass on Nov. 14 vs. Vanderbilt. In the regular season finale vs. South Carolina, he hauled in three passes for a career-best 72 yards. He announced his return for 2021, bringing back his 30 career receptions and 358 yards.
- Upshaw had 16 catches for 198 yards and three scores this season, both second on the team. He caught a 12-yard touchdown vs. Mississippi State, his second career score,





## CAT SCRATCHES

### JUNIOR • DT • ABULE ABADI-FITZGERALD

- Born in Yenagoa, Nigeria
- Moved to United States at age 12

### SOPHOMORE • TE • BRENDEN BATES

- Parents, Doug and Kelly, and brother, Doug, all played/play Division I-A sports
- Grandfather is former UK Basketball player Gene Neff

### R-FRESHMAN • DB • MOSES DOUGLASS

- Father, Maurice, was a defensive back at Kentucky from 1984-85 and went on to an 11-year career with the Chicago Bears and New York Giants

### SENIOR • P • MAX DUFFY

- 27 years old, the oldest player on the team ... Turns 28 in April of 2021
- The second in a pipeline of Australian punters, following Matt Panton

### SOPHOMORE • OL • KENNETH HORSEY

- Had open-heart surgery in April of 2018
- Competed in martial arts for 14 years

### SENIOR • C • DRAKE JACKSON

- Family owns and operates a popular barbecue business in Kentucky
- Lost 30 pounds in the off season

### SENIOR • RB • A.J. ROSE

- Earned an Eagle Scout, the highest achievement or rank attainable in the Boy Scouting program of the Boy Scouts of America
- Only four percent of Boy Scouts are granted this rank after a lengthy review process

### FRESHMAN • S • VITO TISDALE

- Son of "Big V" the co-founder and former member of the Southern rap quartet from Louisville, Kentucky, Nappy Roots

### R-FRESHMAN • OLB • J.J. WEAVER

- Has six fingers on his right hand
- Played high school football in Louisville but grew up in Broward County, Florida

### SENIOR • OT • LANDON YOUNG

- Runner-up in both shot put and discus throw at 2013 USATF National Junior Olympics Track and Field Championships
- Won the 2016 state wrestling title
- Got married over the summer to long-time girlfriend, Haleigh Johnson ... Only married player on the team

a 21-yarder vs. Vanderbilt, and a contested jump ball in the end zone vs. Florida. He averages a touchdown every sixth reception.

- Against top-ranked Alabama he set new career bests with three receptions for 44 yards.
- Bates made his first career catch in the Mississippi State game, hauling in a 14-yard pass.
- The tight ends were key blockers for UK's explosive running game, which averaged nearly 200 yards per game and ranked third in the SEC.

### Offensive Line

- After a two-year battle with cancer, offensive line coach John Schlarman died on Nov. 12, 2020. A 2018 and 2019 Capital One Orange Bowl-FWAA Courage Award nominee, he was diagnosed with cholangiocarcinoma in the summer of 2018. Despite his health issues, he coached through countless cancer treatments and had not missed a game until Oct. 24. His final game on the sidelines was Oct. 17 at Tennessee, when Stoops presented him with the game ball after the Wildcats' win.
- In December, Schlarman was given posthumously the Broyles Lifetime Achievement Award by the Frank & Barbara Broyles Foundation. In January of 2021, he was named the Herald-Leader Sports Figure of the Year, receiving 163 votes by current and former media members around the Commonwealth, including 76 first-place votes. His 435-point margin over the runner-up in voting, UK women's basketball standout Rhyne Howard, was the largest in the past four years.
- Schlarman was a four-year starter with the Wildcats from 1994-97, earning first-team All-SEC honors as a senior. He was one of the two remaining coaches (also Vince Marrow) from Stoops' original staff in 2013.
- The O-line returned four of five starters from 2019 in RT Darian Kinnard, LT Landon Young, RG Luke Fortner and C Drake Jackson. The only loss was a big one in left guard and All-American Logan Stenberg who is currently playing for the Detroit Lions.
- Overall, the O-line in 2020 totaled 144 career starts.
- The "Big Blue Wall" has helped Kentucky post five consecutive seasons of 2,000 or more rushing yards, with at least one 1,000-yard individual in four of those.
  - 2016 - 3,044 (Stanley "Boom" Williams - 1,170; Benny Snell Jr. - 1,091)
  - 2017 - 2,102 (Benny Snell Jr. - 1,333)
  - 2018 - 2,592 (Benny Snell Jr. - 1,449)
  - 2019 - 3,624 (Lynn Bowden Jr. - 1,468)
  - 2020 - 2,158
- Senior Landon Young returned for his final season at left tackle and twice was named SEC Offensive Lineman of the Week (11/16 and 10/19). For the season, he graded at 88.8 percent with a team-high 56 knockdown blocks, along with 163 blocks at the point of attack. He was tabbed first-team All-SEC by league coaches, second-All-SEC by the AP and Phil Steele and third-team All-SEC by Pro Football Focus. He earned All-Bowl Team honors from both the AP and ESPN.
- Senior Drake Jackson started in 43 games for Kentucky under center. On the season, he graded at 85.3 percent with 38 knockdown blocks and a team-high 167 blocks at the point of attack. He was named second-team All-America and first-team All-SEC by Pro Football Focus. He earned second-team All-SEC from the AP, SEC Coaches and Phil Steele. He also was honorable mention All-America by Phil Steele.
- The left guard spot was manned by sophomore Kenneth Horsey. An interesting note about Horsey - he had open-heart surgery in April of 2018 and was named winner of the 2020 Mayo Clinic Comeback Player of the Year. In seven games, he graded at 82.6 percent, had 17 knockdowns and 93 blocks at the point of attack.
- The right guard spot was locked up by senior Luke Fortner, who provided the coaching staff with a late Christmas present when he announced he'd return for the 2021 season. He graded at 82.9 percent with 26 knockdowns and 146 blocks at the point of attack.
- Junior Darian Kinnard has been holding down the right tackle position since he entered the starting lineup at the end of the 2018 season. He had 47 knockdowns in 2020, grading out at 87.4 percent with 142 blocks at the point of attack. He was named first-team All-America by Pro Football Focus, second-team All-America by CBS/247sports and The Sporting News, third team by AP and fourth team by Phil Steele. He received All-SEC First Team accolades from AP, Phil Steele and PFF and second-team All-SEC honors from the SEC Coaches. With his announcement that he



will forgo the NFL Draft and return for his senior season, he's already been rated by Pro Football Focus as the top returning Power 5 offensive lineman in the country for next season and is listed on ESPN's way-too-early All-America team in 2021.

- Junior guard Austin Dotson emerged as a valuable member of the group and was the team's top reserve through the first six games. He made his first career start at left guard on Nov. 14 vs. Vanderbilt and then started again vs. Alabama.

### OFFENSIVE LINE NAMED SEMIFINALISTS FOR JOE MOORE AWARD

The Kentucky offensive line were semifinalists for the Joe Moore Award, recognizing the Most Outstanding Offensive Line Unit in college football. This marked the second consecutive season that the Kentucky offensive line, known as the "Big Blue Wall," were named semifinalists, the third time since 2016.

The Wildcats were third in the SEC in rushing at 196.2 yards per game and Kentucky's offensive line has paved the way for top rusher, Chris Rodriguez Jr., to average 6.6 yards per carry which led the SEC and ranked 17th nationally. Playing in just nine games, he totaled 785 rushing yards and a team-high 11 touchdowns.

UK had three players with more than 1,000 career rushing yards (Rodriguez, A.J. Rose and Terry Wilson). UK also had three 100-yard rushers (Rodriguez, Rose and Wilson) in a single game (vs. Ole Miss) for the first time in school history.

All totaled, the Wildcats had 144 combined starts on the offensive line. Seniors Drake Jackson and Landon Young and junior Darian Kinnard started in a combined 94 consecutive games.

What the committee is saying: "What makes the play of Kentucky's offensive line even more impressive this season is how they have handled the sickness and then passing of their beloved offensive line coach John Schlarman. After a two-year battle with cancer, Schlarman passed away on Nov. 12, 2020. Despite battling extensive treatments, he rarely missed a game or practice, serving as an example to "finish." When asked why he never wanted to miss he simply stated, "for the team." He coached his final game in UK's upset over Tennessee on Oct. 17, 2020. The former Wildcat and All-SEC lineman returned to his alma mater to join Mark Stoops' staff in 2013, slowly building the "Big Blue Wall" that would become his legacy. His offensive lines were semifinalists for the Joe Moore Award in 2016 and 2019."

### FORTNER NAMED TO ALLSTATE AFCA GOOD WORKS TEAM, SEC COMMUNITY SERVICE TEAM

For the second straight season, Kentucky has a representative on the Allstate AFCA Good Works Team as senior offensive guard Luke Fortner has received the honor. Fortner is one of only 22 players named to the prestigious team made up of college football players who step up to help those in need. Last year, fellow "Big Blue Wall" member Landon Young was named to the team and was voted team captain in a fan vote.

Fortner also was named to the SEC Community Service Team for his good deeds.

Fortner in December of 2019 with a degree in mechanical engineering and is currently working on a master's degree in mechanical engineering. He is on track to graduate with his master's degree in December of 2020. He's a three-time member of the Southeastern Conference Academic Honor Roll and has three times been named to the Dean's List.

## CATS IN THE PROS

A total of 15 former Kentucky Wildcats are currently on National Football League rosters with two additional players in the CFL. Here is the list, along with their years at UK (as of December, 2020):

#### Arizona Cardinals

Corey Peters, DT (2006-09) - Team captain

#### Chicago Bears

Danny Trevathan, LB (2008-11)

#### Green Bay Packers

Za'Darius Smith, OLB (2013-14) - Team captain

#### Dallas Cowboys

Chris Westry, DB (2015-17)

#### Detroit Lions

Logan Stenberg, OG (2016-19)

#### Houston Texans

Randall Cobb, WR (2008-10)  
Lonnie Johnson Jr., CB (2017-18)

#### Jacksonville Jaguars

Josh Allen, DE/LB (2015-18) - Team captain

#### Los Angeles Rams

Austin MacGinnis, K (2014-17)

#### Miami Dolphins

Lynn Bowden Jr., RB (2017-19)

#### Pittsburgh Steelers

Bud Dupree, OLB (2011-14)  
Benny Snell Jr., RB (2016-18)  
Avery Williamson, LB (2010-13)  
Calvin Taylor Jr., DL (2016-19) - Practice squad

#### Tampa Bay Buccaneers

Mike Edwards, S (2015-2018)



### OTHER CATS IN NFL ROLES

#### Chicago Bears, Assistant Dir. of Player Personnel

Champ Kelly, WR/DB (1998-2001)

#### San Francisco 49ers, Director of Player Engagement

Austin Moss, DE (2006-09)

#### Oakland Raiders, Pro Scout

Quentus Cumby, DB (1999-02)

### CATS IN THE CFL

Micah Johnson, LB (2006-09) - BC Lions

Darius West, DB (2015-18) - Montreal Alouettes

Fortner put his degree to good use last fall when he, along with other UK engineering students, played a significant role in helping a team of Toyota Manufacturing engineers design, test and manufacture a specially-built push cart vehicle through a project called "Lift Them Up." The push cart vehicle provides a Kentucky Children's Hospital patient the chance to both accompany the Wildcats on the Cat Walk and attend a game at Kroger Field.

Because of his experience with project "Lift Them Up," Fortner was compelled to continue making an impact at the Kentucky Children's Hospital. He began visiting the kids in September of 2019 as part of the "Tuesdays with the Wildcats" program, created by former Wildcat C.J.



Conrad in 2018.

When COVID19 hit, Fortner didn't want to stop interaction with the kids so, along with teammate Max Duffy, they asked what they could do. With the help of the Child Life team at the Kentucky Children's Hospital, they set up a program called "In the Huddle with KCH." For eight weeks, Fortner and Duffy taped a video of themselves answering questions from kids who submitted through the Kentucky Children's Hospital Facebook Page. The video was then posted back to the KCH Facebook page every Tuesday morning to replace what would have been their in-person visit.

This opportunity was open to all Wildcat fans, not just KCH patients. During a difficult time for our nation, Fortner and Duffy provided a fun time for young fans to forget about the virus for even a short time to share a smile.

In addition to "In the Huddle with KCH," Fortner and his teammates got creative in how they could continue their weekly visits with KCH patients. Each week, Fortner spends 1-1.5 hours on Zoom calls with patients who are currently "in-patient" at KCH. They discuss football, favorite hobbies, favorite color, etc. Patients are able to ask the players questions about anything and everything. Fortner and his teammates always offer up words of encouragement. Zoom calls are intimate because it's just one patient with Fortner and his teammates for about 7-10 minutes each so the focus is all on one patient at a time.

More of Fortner's community service projects:

- Volunteered with other engineering students at UK's 2020 "Engineers Day" to celebrate engineering and showcase the "Lift Them Up" cart
- Volunteer at Urban Impact at the Woodhill Community Center, an organization that strives to enable youth to grow, succeed and lead
- Volunteer reader at Athens-Chilesburg Elementary
- Volunteer for Read Across America at Fayette County public schools
- Volunteered with Habitat for Humanity

On the field, Fortner has been an integral part of the "Big Blue Wall" during his career.

## SPECIAL TEAMS

- Special teams coordinator Dean Hood left to become the head coach at Murray State University following the 2019 season and the special teams unit was coached by committee in 2020.

- Australian transplant and 2019 Ray Guy Award winner Max Duffy returned for his final season and was the oldest player on the team at age 27. He concluded his career as the school's all-time leading punter at 45.96 yards per kick.
- In the season opener at Auburn, Duffy bombed a career-long 75-yarder that is the third-longest in school history. He averaged 45.1 yards per punt this season, fourth the SEC. He doesn't mind contact either as he has three career tackles.
- He finished his career in style in the Gator Bowl, burying NC State deep in its own territory twice while also avoiding catastrophe in the first half when he faked out a rusher, stepped between two additional defenders and got a kick away that looked to be a sure-fire block by the Wolfpack.
- Duffy was unavailable vs. Vanderbilt and Alabama due to COVID protocols. Senior Colin Goodfellow handled his first collegiate appearance well, punting three times for a 46.3-yard average against Vandy. He followed that up by averaging 48.3 yards on seven punts vs. Alabama, including a career-long 55-yarder.
- Senior Matt Ruffolo, who will return for the 2021 season, is the starting placekicker. He made 12-of-14 on FG and 22-of-23 PATs this season. He tied a career-long by drilling a 50-yard FG at Missouri on Oct. 24.
- For his career, Ruffolo has made 16-of-19 FG and 40-of-43 PAT.
- Chance Poore handles kickoffs. He also has placekicking experience, as he made 5-of-9 FGs and 24-of-26 PATs last season. He was 1-of-1 on field goals and 5-of-5 on extra points this season.
- Sophomore Cade Degraw serves as the long snapper following the graduation of four-year starter Blake Best.
- Senior Zach Johnson is UK's kick returner, while Josh Ali handles punt returns. Ali has six returns for a 10.3 average. Johnson is averaging 20.7 yards per return this season. Both return for an extra season of eligibility in 2021.

## DEFENSE

- Defensive coordinator in Brad White is in his second season as the defensive coordinator, his third season as the outside linebackers coach at UK.
- UK has allowed 30 or fewer points in 33 of the past 38 games.

## #LAFAMILIA

Kentucky football has several set of sons playing for fathers who were former Wildcats or who are currently working for UK Football:

- Freshman Beau Allen is the son of former Wildcat Bill Allen (1985-88).
- Sophomore TE Brendan Bates is the grandson of former UK basketball player Gene Neff (1951-52).
- Junior WR Zac Berezowitz is the son of UK Football's chief of staff Dan Berezowitz. Identical twins Brayden and Bryan serve as a graduate assistant and student assistant in the football office, respectively.
- Junior center Tyler Couch is the son former Cat, the late Joey Couch (1988-91).
- Redshirt freshman DB Moses Douglass is the son of former Wildcat Maurice Douglass (1984-85).
- Junior WR Darren Edmond is the son of UK Football's director of performance Corey Edmond.
- Freshman Dru Phillips is the son of former Wildcat Carlos Phillips (1986-90).
- We have brothers, too. Walk-on defensive ends Richard and Alex Brascom of Louisville, Ky., are fraternal twins.

- UK ranked fourth in the SEC in total defense (380.7) and fifth in the SEC in scoring defense (25.9) in 2020
- UK ranked in the top 10 nationally in turnovers gained (22) and was 20th nationally and second in the SEC in red zone defense (.750).
- Kentucky also led the SEC in passing defense (224.6 yards per game) and ranked third in pass efficiency defense.
- UK ranked seventh nationally and led the SEC with three defensive touchdowns (Kelvin Joseph, Jamin Davis and Jordan Wright).
- In the victory over Mississippi State on Oct. 10, the Cats did not allow a touchdown or field goal for the first time since 2009 (a 42-0 shutout of Miami University). It marked the first time UK has held an SEC opponent without an TD or field goal since a 25-0 shutout of Vanderbilt in 1996.
- The performance against MSU helped LB Jordan Wright earn SEC Defensive Player of the Week, while punter Max Duffy was Special Teams Player of the Week.
- Kentucky intercepted 16 passes on the season, including three in the Gator Bowl. It led the SEC and ranked third nationally. (The school record is 28 in 1949.)
  - Kelvin Joseph >>>4
  - Jamin Davis >>>3
  - Yusuf Corker >>>2
  - Brandin Echols >1



## 2021 SCHEDULE

DATE	OPPONENT	LOCATION
Sept. 4	ULM	LEXINGTON
Sept. 11	MISSOURI	LEXINGTON
Sept. 18	CHATTANOOGA	LEXINGTON
Sept. 25	at South Carolina	Columbia, S.C.
Oct. 2	FLORIDA	LEXINGTON
Oct. 9	LSU	LEXINGTON
Oct. 16	at Georgia	Athens, Ga.
Oct. 30	at Mississippi State	Starkville, Miss.
Nov. 6	TENNESSEE	LEXINGTON
Nov. 13	at Vanderbilt	Nashville, Tenn.
Nov. 20	NEW MEXICO STATE	LEXINGTON
Nov. 27	at Louisville	Louisville, Ky.

D'Eryk Jackson >1  
 Joshua Paschal >1  
 Phil Hoskins >>>1  
 Tyrell Ajian >>>>1  
 Jamar Watson >1  
 Jordan Wright >>1

• The six interceptions against MSU were the second-most in school history and most since grabbing seven vs. Florida in 1993.

1. 7 vs. Florida, Sept. 11, 1993

2. 6 vs. Mississippi State, Oct. 10, 2020

3. 6 vs. Xavier, Sept. 25, 1948

• Nine interceptions vs. Mississippi State and Tennessee are the most in consecutive games since also grabbing nine in 1993 vs. Kent State (2) and Florida (7).

### UK Defense in the SEC Rankings

	2019	2020
Run Defense	11th (156.8)	6th (156.1)
Pass Defense	1st (167.8)	1st (224.6)
TO Forced	10th (19)	1st (22)
Total Defense	5th (324.6)	4th (380.7)
Scoring Defense	4th (19.3)	5th (25.9)

### Linebackers

- The 2020 linebacking unit returned five letterwinners and two starters in senior outside linebacker Jamar "Boogie" Watson and junior Will linebacker DeAndre Square.
- The group corralled six of UK's 16 interceptions in 2020, led by Jamin Davis with three.
- Four of the Cats' six interceptions were by the linebackers in a 24-2 win over Miss. State on Oct. 10, 2020. Davis, D'Eryk Jackson, Boogie Watson and Jordan Wright each grabbed one.
- Watson had a strong senior season, leading the team with 10.0 tackles for loss to give him 28.5 in his career, eighth on UK's all-time list. He finished the season with 5.0 sacks and an interception vs. Mississippi State where he ripped the ball out of the receiver's hands just before he crossed the goal line for a score. Watson capped his career fifth on the school's all-time sacks list with 18.5.
- Another junior outside linebacker, Jordan Wright, was impressive this season. He finished 2020 with 45 tackles (sixth on the team), 5.5 TFL, 3.5 sacks, a team-high four PBU, a team-high three forced fumbles and two fumble recoveries, and an INT.
- He sealed the Miss. State win with an eight-yard interception return for a touchdown. He

also has a fumble return TD in his career and recovered two fumbles in this season's win over South Carolina.

- Redshirt freshman linebacker J.J. Weaver was having a stellar redshirt freshman season before missing the final two games with a torn ACL in his right knee. He ranked second on the team with Josh Paschal with 6.5 TFL. In addition, he had 33 tackles, two QBH and a PBU.
- The inside linebackers are led by Square, who was UK's second-leading tackler in 2019 with 69. He ranked third on the team in 2020 with 60 stops and also had four QBH (second on the team). Square made one of the biggest plays of the season when he broke up a pass late in the fourth quarter of the Gator Bowl win vs. NC State, batting it into the air for Jamin Davis to intercept and help seal the game. Square now has a team-best 164 career tackles.
- At the Mike linebacker spot, it was junior Jamin Davis who turned heads thus leading him to forgo his senior season and enter the NFL Draft. He led the team with 102 tackles (fourth in the SEC) on the season, including seven games of double-digit tackles in his 10 appearances. He also had 4.0 TFL, 1.5 sacks, three interceptions, two PBU, one QBH, one forced fumble, one fumble recovery and a blocked kick. Davis was named first-team All-SEC by Pro Football Focus, second team by Phil Steele and was also named honorable mention All-America by Phil Steele.
- Also contributing quality snaps was junior Marquez Bemby (27 tackles). Making his first collegiate start, Bemby had his first career double-figure tackle game with 10 stops vs. Vanderbilt on Nov. 14.

### Defensive Line

- Anwar Stewart, first-year UK defensive line coach and former Wildcat, joined Stoops' staff in January 2020 after one season at

Appalachian State. Stewart inherited a veteran defensive line with eight returning letter winners, including two starters in nose guard Quinton Bohanna and Joshua Paschal, as well as tackles Phil Hoskins and Marquan McCall.

- Bohanna had 10 tackles this season and his efficiency in controlling the center of the line prompted Pro Football Focus to name him second-team All-SEC. He was also a fourth-team All-SEC choice by Phil Steele. He finished his career with 9.0 TFL, 2.0 sacks and four PBU.
- Senior Phil Hoskins received a sixth year to complete his eligibility after missing the 2019 season with a knee injury and took full advantage. Hoskins finished with 30 tackles on the season, including 4.0 TFL plus a pass interception. He went out in style, earning SEC Defensive Lineman of the Week in the regular season finale vs. South Carolina and then registering a sack in the Gator Bowl.
- Junior Josh Paschal moved from outside linebacker to defensive end and was a shining star in his new role. Paschal had 32 tackles, 6.5 TFL and had a crucial INT vs. Mississippi State that he returned 76 yards to set up a 2-yard score on the next play. Paschal announced his return for 2021 and will enter the season with 21.5 career TFL and 8.0 sacks, along with two blocked kicks.
- Junior Marquan McCall proved to be a mountainous force in the middle and finished with 22 tackles on the season. With Bohanna out by injury, McCall got his first collegiate start at Missouri and had a career-high six tackles.
- The future also is bright for the Cats, who have Isaiah Gibson, Justin Rogers (1.0 sack), Josaih Hayes and Octavious Oxendine waiting in the wings.

### Secondary

- Coach Steve Clinkscale's position group returned eight lettermen, including three



starters from 2019 in cornerback Cedrick Dort Jr., junior free safety Yusuf Corker and senior cornerback Brandin Echols.

- The group was excellent again in 2020, leading the SEC in pass defense and ranking third in pass efficiency defense.
- Corker again proved to be one of the SEC's most underrated players while piling up 77 tackles, 2.5 TFL and two INTs. He had a career-high 18 tackles at Missouri on Oct. 24, including 16 solo stops. Those 16 solo tackles tie the single-game school record set by Larry Smith vs. Tulane in 1984 and Jeff Zurcher vs. Georgia in 1998. Corker capped his season in impressive fashion, picking off a pass in each of the final two games.
- LSU transfer Kelvin Joseph, who opted out of the remainder of the season before the South Carolina game, started in nine games after sitting out the 2019 season. He notched his first career INT in the win over Mississippi State and followed that up with a 41-yard INT return for a touchdown against Tennessee that set the tone for the Cats' 34-7 victory. His fourth INT came against No. 1 Alabama.
- Junior Tyrell Ajian stepped into a much larger role in 2020 and got better as the year went along, finishing with 48 tackles, one INT, one PBU and a forced fumble. In the Gator Bowl, he gave the Cats early momentum with a blocked field goal attempt.
- Senior Davonte Robinson returned from a quadriceps injury that robbed him of the 2019 season and worked his way back into the fold, totaling 27 tackles and 2.0 TFL. He has 88 career tackles, 5.0 TFL and two fumble recoveries, including the game-sealing one at Florida in 2018 that ended the Cats' losing streak to the Gators. He looks to be a key contributor in 2021.
- Dort battled through some aches and pains during the 2020 season but remained an excellent player at corner, totaling 10 tackles and breaking up a pair of passes in 10 games played.
- Senior safety Quandre Mosely announced his return for the 2021 season after finishing with 19.0 tackles and two PBU. He can play either safety or corner for the Cats.
- True freshman corner Carrington Valentine earned his first career start in the Gator Bowl and logged six tackles. The staff is excited for his future, along with fellow freshmen defensive backs Andru Phillips, Vito Tisdale and Joel Williams.

## KENTUCKY'S YOUNGSTOWN BOYS

A neighbor of Pittsburgh, a.k.a. Steel City USA, Youngstown, Ohio has a reputation as a blue collar community defined by hard work and relationships forged over generations that are stronger than steel. Kentucky's football program is, in many ways, defined by that bond as it creates a southern alumni club from Youngstown, the hometown of head coach Mark Stoops and several other key members of the program, including former All-American Lynn Bowden Jr. Below is a list of staffers and players from Youngstown, Ohio:

**Mark Stoops** - Head Coach (Cardinal Mooney)

**Vince Marrow** - Recruiting Coord./Tight Ends (Cardinal Mooney)

**Steve Clinkscale** - Defensive Backs (Chaney)

**Frank Buffano** - Safeties (Cardinal Mooney)

**Courtney Love** - Dir. of Player Development (Cardinal Mooney)

**Eric Wolford** - Offensive Line (Ursuline)

## DID YOU KNOW?

- A picture of longevity, UK Equipment Manager **Tom Kalinowski** just finished his 43rd season in that role. He also was a student manager in 1974-77, giving him 47 years in UK football. He has worked more than 500 consecutive games.
- UK is one of only 10 schools that have won an NCAA men's basketball championship while also having a claim on a national championship in football.
- UK is one of only seven universities in the U.S. that have programs in agriculture, engineering, law, medicine and pharmacy on a single campus.
- The Kentucky cheerleaders have won an unprecedented 24 national cheerleading championships, including 20 of the last 25, at the annual Universal Cheerleaders Association championships.

## QUICK FACTS

Location: Lexington, Ky.  
 Founded: 1865  
 Enrollment: 30,000  
 Nickname: Wildcats  
 Colors: Blue (PMS 286) and White  
 Conference: Southeastern (Eastern Division)  
 Stadium: Kroger Field (61,000)  
 President: Dr. Eli Capilouto  
 Athletics Director: Mitch Barnhart  
 Faculty Representative: Joseph L. Fink III

### 2020 BOWL GAME COACHING STAFF

#### Assistant Coaches:

**Jovon Bouknight**, wide receivers  
**Frank Buffano**, safeties  
**Steve Clinkscale**, defensive backs  
**Anwar Stewart**, defensive line  
**Vince Marrow**, associate head coach/tight ends, recruiting coord.  
**Jon Sumrall**, inside linebackers  
**Brad White**, defensive coordinator/outside linebackers

#### Quality Control:

Josh Estes-Waugh  
 Greg Manusky  
 Louie Matsakis  
 Mark Perry  
 Joe Scola

#### Graduate Assistants:

Brayden Berezowitz (defense)  
 Bryan Berezowitz (student assistant)  
 C.J. Conrad (special teams)  
 Ryan Finck (offense)  
 Connor Langfels (defense)  
 Maxwell Smith (offense)

### FOOTBALL ATHLETICS COMMUNICATIONS AND PUBLIC RELATIONS STAFF DIRECTORY

#### Assistant AD/Athletics Communications and PR/Mark Stoops Contact

Tony Neely - 859-576-9943 (cell)  
 tneely@uky.edu

#### Director of Athletics Communications and PR/Football Contact

Susan Lax - 859-608-5019 (cell)  
 slax0@uky.edu

#### Assistant Director of Athletics Communications and PR/Secondary Football Contact

Matt May - 859-806-7463 (cell)  
 matt.may@uky.edu

#### Associate Director of Athletics Communications and PR/Credentials and Press Box Coordinator

Evan Crane - 859-257-8431  
 wesley.crane@uky.edu

#### Office Coordinator

Stephanie Guy - 859-257-3838  
 stephanie.guy@uky.edu





## INDIVIDUAL/TEAM RECORDS

### Most Career Wins By A Head Coach, School History

- 60 Paul "Bear" Bryant (1946-1953)
- 49 Mark Stoops (2013-Present)**
- 47 Fran Curci (1973-1981)
- 41 Jerry Claiborne (1982-1989)
- 41 Blanton Collier (1954-1961)
- 39 Rich Brooks (2003-2009)

### Most Career Wins By A Head Coach at Kroger Field/Commonwealth Stadium, School History

- 35 Mark Stoops (2013-present)**
- 32 Jerry Claiborne (1982-89)

### Most Career Home Wins By A Head Coach, School History

- 35 Mark Stoops (2013-present)**
- 33 Paul Bryant (1946-53)
- 32 Jerry Claiborne (1982-89)
- 29 Fran Curci (1973-81)
- 29 Blanton Collier (1954-61)

### Punting, Career (min. 75 punts)

- 45.96 Max Duffy (2018-2020); 151 punts, 6940 yards**
- 44.43 Glenn Pakulak (2000-02); 134 punts, 5954 yards
- 42.59 Paul Calhoun (1981-84); 198 punts, 8432 yards

### Longest Punts

- 80 Paul Calhoun vs. Indiana; Sept. 27, 1983
- 78 Randy Jenkins vs. Tennessee; Nov. 19, 1983
- 75 Max Duffy vs. Auburn; Sept. 26, 2020**
- 75 Bill Hawk vs. Tennessee; Nov. 23, 1991

### Rushing Yardage, Career

#	Player	Years	Att	Yards	Avg.	TD
1.	Benny Snell Jr.	2016-18	737	3,873	5.3	48
2.	Sonny Collins	1972-75	777	3,835	4.9	26
3.	Moe Williams	1993-95	618	3,333	5.4	26
4.	Rafael Little	2004-07	580	2,996	5.2	16
5.	Mark Higgs	1984-87	532	2,892	5.4	25
6.	George Adams	1981-84	638	2,648	4.2	25
7.	Derrick Locke	2007-10	518	2,618	5.1	22
8.	"Boom" Williams	2014-16	366	2,511	6.9	18
9.	Artose Pinner	1999-2002	438	2,105	4.8	17
<b>10.</b>	<b>A.J. Rose</b>	<b>2017-2020</b>	<b>341</b>	<b>1,971</b>	<b>5.8</b>	<b>13</b>
11.	Marc Logan	1983-86	389	1,769	4.5	11
12.	Derrick Ramsey	1975-77	446	1,764	3.9	25
13.	Anthony White	1996-99	364	1,758	4.8	11
14.	Jojo Kemp	2013-16	338	1,709	5.1	19
15.	Rodger Bird	1963-65	397	1,699	4.2	21
16.	Derek Homer	1997-2000	353	1,689	4.8	11
17.	Ivy Joe Hunter	1985-88	361	1,687	4.7	19
18.	Bill Leskovar	1949-51	324	1,664	5.1	9
19.	Steve Campassi	1972-75	370	1,609	4.3	8
20.	Raymond Sanders	2010-13	340	1,542	4.5	11
21.	Al Baker	1986-90	378	1,534	4.1	15
22.	Lynn Bowden Jr.	2017-2019	206	1,530	7.4	13
23.	Mike Fanuzzi	1971-74	344	1,484	4.3	16
24.	Bobby Cravens	1956-58	323	1,448	4.5	6
25.	Tony Dixon	2004, 2006-08	345	1,388	4.0	16
26.	Alfred Rawls	1988-89	286	1,370	4.8	16
<b>27.</b>	<b>Chris Rodriguez Jr.</b>	<b>2018-present</b>	<b>192</b>	<b>1,361</b>	<b>7.1</b>	<b>17</b>
28.	Randy Brooks	1976-80	358	1,314	3.7	6
29.	Randall Cobb	2008-10	228	1,313	5.8	22
30.	Don Phelps	1946-49	295	1,297	4.4	15
31.	Chris Hill	1975-78	260	1,264	4.9	4
32.	Rod Stewart	1975-78	268	1,250	4.7	9
33.	Doug Kotar	1971-73	293	1,167	3.9	5
34.	Damon Hood	1991-94	281	1,144	4.1	9
35.	Shawn Donigan	1978-82	264	1,120	4.2	4
36.	Roger Gann	1967-69	281	1,047	3.7	4
37.	Dicky Lyons	1966-68	328	1,042	3.2	18

38.	Tom Fillion	1951-53	208	1,017	4.9	8
<b>39.</b>	<b>Terry Wilson</b>	<b>2018-2020</b>	<b>256</b>	<b>1,015</b>	<b>4.0</b>	<b>10</b>
40.	Terry Samuels	1990-93	247	1,012	4.1	5

### Avg. Per Rushing Attempt, Career (min. 200 attempts)

#	Player	Years	Average per rush
1.	Lynn Bowden Jr.	2017-19	7.43 (206/1530)
2.	Boom Williams	2014-16	6.91 (366/2511)
<b>3.</b>	<b>A.J. Rose</b>	<b>2017-2020</b>	<b>5.78 (341/1971)</b>
4.	Randall Cobb	2008-10	5.76 (228/1313)
5.	Mark Higgs	1984-87	5.43 (532/2892)
6.	Moe Williams	1993-95	5.39 (618/3333)
7.	Benny Snell Jr.	2016-18	5.26 (737/3873)
8.	Rafael Little	2004-07	5.17 (580/2996)
	<b>C. Rodriguez Jr.</b>	<b>2018-present</b>	<b>7.09 (192/1361)</b>

### Most Quarterback Sacks, Career

- 31.5 Josh Allen (2015-18)
- 26 Oliver Barnett (1986-89)
- 23.5 Alvin "Bud" Dupree (2011-14)
- 19 Dennis Johnson (1998-2001)
- 18.5 Jamar "Boogie" Watson (2017-2020)**
- 17.5 Jeremy Jarmon (2006-08)

### Most Solo Tackles, Game

- 16 Yusuf Corker vs. Missouri, Oct. 24, 2020**
- 16 Jeff Zurcher vs. Georgia, Oct. 24, 1998
- 16 Larry Smith vs. Tulane, Sept. 22, 1984
- 15 Chad Anderson vs. Alabama, Sept. 13, 2003
- 15 Lester Boyd vs. Georgia, Oct. 27, 1979
- 15 Scott Schroeder vs. Florida, Nov. 13, 1982

### Longest Interception Returns

#### Yds Player, Opponent, Year

- t100 David Hunter vs. West Virginia, 1968
- t97 Darryl Bishop vs. Miss. State, 1972
- t95 David Johnson vs. Cincinnati, 1986
- t95 Rodger Bird vs. Auburn, 1964
- t93 Don Frampton vs. Ole Miss, 1949
- t91 Greg Long vs. North Texas State, 1981
- t89 Joe Stephan vs. Florida, 1969
- t85 Jamin Davis vs. Tennessee, 2020**
- 83 Darryl Bishop vs. Miss. State, 1973
- t82 Quentus Cumby vs. Indiana, 2002
- t81 Dallas Owens vs. LSU, 1977
- t81 Josh Forrest vs. Louisville, 2015
- t80 John Netoskie vs. Miami (Fla.), 1949

## TEAM RECORDS

### Interceptions Made, Game

- 7 vs. Florida, Sept 11, 1993
- 6 vs. Mississippi State, Oct. 10, 2020**
- 6 vs. Xavier, Sept. 25, 1948
- 5 vs. Virginia Tech, Oct. 30, 1971
- 5 vs. Memphis State, Nov. 13, 1954
- 5 vs. North Dakota, Nov. 18, 1950



**KENTUCKY BOWL HISTORY**

**All-Time Record: 11-9**

**Great Lakes Bowl**

Dec. 6, 1947: UK 24, Villanova 14

**Orange Bowl**

Jan. 2, 1950: Santa Clara 21, UK 13

**Sugar Bowl**

Jan. 1, 1951: UK 13, Oklahoma 7

**MVP:** Walt Yowarsky

**Cotton Bowl**

Jan. 1, 1952: Kentucky 20, TCU 7

**MVPs:** Emery Clark, Ray Correll, Babe Parilli

**Peach Bowl**

Dec. 31, 1976: UK 21, North Carolina 0

**Off. MVP:** Rod Stewart

**Def. MVP:** Mike Martin

**Hall of Fame Bowl**

Dec. 22, 1983: West Virginia 20, UK 16

**UK MVP:** George Adams

**Hall of Fame Bowl**

Dec. 29, 1984: UK 20, Wisconsin 19

**MVP:** Marc Logan

**Peach Bowl**

Dec. 31, 1993: Clemson 14, UK 13

**UK Offensive MVP:** Pookie Jones

**UK Defensive MVP:** Zane Beehn

**Outback Bowl**

Jan. 1, 1999: Penn State 26, UK 14

**HomePoint.com Music City Bowl**

Dec. 29, 1999: Syracuse 20, UK 13

**Gaylord Hotels Music City Bowl**

Dec. 29, 2006: UK 28, Clemson 20

**MVP:** Andre' Woodson

**Gaylord Hotels Music City Bowl**

Dec. 31, 2007: UK 35, Florida State 28

**MVP:** Andre' Woodson

**AutoZone Liberty Bowl**

Jan. 2, 2009: UK 25, East Carolina 19

**MVP:** Ventrell Jenkins

**UK Offensive MVP:** Mike Hartline

**UK Defensive MVP:** Braxton Kelley

**Gaylord Hotels Music City Bowl**

Dec. 27, 2009: Clemson 21, UK 13

**BBVA Compass Bowl**

Jan. 8, 2011: Pittsburgh 27, UK 10

**TaxSlayer Bowl**

Dec. 31, 2016: Georgia Tech 33, UK 18

**UK MVP:** Stephen Johnson

**Franklin American Mortgage Music City Bowl**

Dec. 29, 2017: Northwestern 24, UK 23

**VRBO Citrus Bowl**

Jan. 1, 2019: UK 27, Penn State 24

**MVP:** Benny Snell Jr.

**Belk Bowl**

Dec. 31, 2019: UK 37, Virginia Tech 30

**MVP:** Lynn Bowden Jr.

**TaxSlayer Gator Bowl**

Jan. 2, 2021: UK 23, NC State 21

**UK MVP:** A.J. Rose

**BOWL GAME INDIVIDUAL RECORDS**

**Rushing**

- 233 Lynn Bowden Jr. (34 att.) Belk, 2019
- 152 Rafael Little (28 att.) Music City, 2007
- 148 A.J. Rose (12 att.) Gator, 2021
- 144 Benny Snell Jr. (26 att.) Citrus, 2019

**Pass Attempts**

- 50 André Woodson (32 comp.) Music City, 2007
- 48 Tim Couch (30 comp.) Outback, 1999
- 43 Dusty Bonner (30 comp.) Music City, 1999

**Pass Completions**

- 32 André Woodson (50 att.) Music City, 2007
- 30 Dusty Bonner (43 att.) Music City, 1999
- 30 Tim Couch (48 att.) Outback, 1999

**Passing Yards**

- 358 André Woodson (32 of 50) Music City, 2007
- 336 Tim Couch (30 of 48) Outback, 1999
- 308 Dusty Bonner (30 of 43) Music City, 1999

**Offensive Plays**

- 56 Tim Couch (8 rush, 48 pass) Outback, 1999
- 54 André Woodson (4 rush, 50 pass) Music City, 2007
- 52 Dusty Bonner (9 rush, 43 pass) Music City, 1999

**Total Yards**

- 344 Tim Couch (8 rush, 336 pass) Outback, 1999
- 332 André Woodson (-26 rush, 358 pass) Music City, 2007
- 326 Lynn Bowden Jr. (233 rush, 73 pass, 20 kick return); Belk, 2019
- 324 Dusty Bonner (16 rush, 308 pass) Music City, 1999

**Receptions**

- 8 Anthony White (85 yards) Music City, 1999
- 8 Rafael Little (50 yards) Music City, 2007

**Receiving Yards**

- 124 Steve Johnson (7 rec.) Music City, 2007
- 89 Tavin Richardson (5 rec.) Music City 2017
- 85 Anthony White (8 rec.) Music City, 1999

**BOWL GAME TEAM RECORDS**

**Rushing**

- Rush Attempts: .....55 (Belk, 2019)
- Net Rushing Yards: .....331 (Belk, 2019)
- Touchdowns Rushing: ...3 (Great Lakes, 1947; Peach, 1976; Music City 2017, Belk 2019)

**Passing**

- Pass Attempts: ..... 50 (Music City, 2007)
- Pass Completions: ..... 32 (Music City, 2007)
- Had Intercepted: ..... 2 (Orange, 1950; Outback, 1999; Music City 2017)
- Passing Yards: ..... 358 (Music City, 2007)
- Touchdowns Passing: ..... 4 (Music City, 2007)

**Total Offense**

- Offensive Plays: ..... 82 (Music City, 2007)
- Total Yards: ..... 501 (Music City, 2007)

**Scoring**

- Points Scored: ..... 37 (Belk, 2019)
- Most Touchdowns: ..... 5 (Music City 2007, Belk 2019)

Most Field Goals: .....3 (Gator Bowl, 2021)

**First Downs**

- Most First Downs: ..... 29 (Music City, 2007)
- First Downs by Rush: ..... 17 (Peach, 1976)
- First Downs by Pass: ..... 19 (Music City, 2007)

**Fumbles**

- Most Fumbles: ..... 5 (Music City, 2007)
- Fumbles Lost: ..... 3 (Music City, 2007)

**Interceptions**

Most INTs: .....3 (Gator Bowl, 2021)





## 2020 GAME-BY-GAME STARTERS

### OFFENSIVE STARTERS

	TE/WR	LT	LG	C	RG	RT	WR	WR	WR/TE	RB	QB
at Auburn	Rigg	Young	Horsey	Jackson	Fortner	Kinnard	Ali	Dailey	Thomas	Rose	Wilson
vs. Ole Miss	Rigg	Young	Horsey	Jackson	Fortner	Kinnard	Ali	Dailey	Harris	Rose	Wilson
vs. Mississippi St.	Rigg	Young	Horsey	Jackson	Fortner	Kinnard	Ali	Dailey	Harris	Rose	Wilson
at Tennessee	Rigg	Young	Horsey	Jackson	Fortner	Kinnard	Ali	Dailey	Harris	Rose	Wilson
at Missouri	Upshaw	Young	Horsey	Jackson	Fortner	Kinnard	Ali	Dailey	Harris	Rose	Wilson
Georgia	Upshaw	Young	Horsey	Jackson	Fortner	Kinnard	Ali	Dailey	Rigg	Rose	Gatewood
Vanderbilt	Rigg	Young	Dotson	Jackson	Fortner	Kinnard	Ali	Dailey	Harris	Rose	Wilson
Alabama	Upshaw	Young	Horsey	Jackson	Dotson	Kinnard	Ali	Dailey	Harris	Rose	Wilson
Florida	Upshaw	Young	Dotson	Jackson	Fortner	Kinnard	Ali	Dailey	Harris	Rose	Wilson
South Carolina	Rigg	Young	Dotson	Jackson	Fortner	Kinnard	Ali	Dailey	Harris	Rose	Wilson
NC State	Rigg	Young	Horsey	Jackson	Fortner	Kinnard	Ali	Dailey	Epps	Rose	Wilson

### DEFENSIVE STARTERS

	CB/NB	DE	NG/NICK	DT	SLB/NICK	WLB	MLB	CB/LB	SS	FS	CB
at Auburn	Echols	Paschal	Bohanna	Hoskins	Watson	Square	Davis	Dort	Ajian	Corker	Joseph
vs. Ole Miss	Robinson	Paschal	Bohanna	Hoskins	Watson	Square	Davis	Dort	Ajian	Corker	Joseph
vs. Mississippi St.	Robinson	Paschal	Bohanna	Hoskins	Watson	Square	Davis	Echols	Ajian	Corker	Joseph
at Tennessee	Echols	Paschal	Bohanna	Hoskins	Watson	Square	Davis	Wright	Ajian	Corker	Joseph
at Missouri	Echols	Paschal	McCall	Hoskins	Watson	Square	Davis	Wright	Robinson	Corker	Joseph
Georgia	Echols	Looney	McCall	Hoskins	Watson	Square	Davis	Wright	Ajian	Corker	Joseph
Vanderbilt	Echols	Paschal	Bohanna	Hoskins	Watson	Bembry	Davis	Wright	Ajian	Corker	Joseph
Alabama	Echols	Paschal	Bohanna	Hoskins	Watson	Square	Bembry	Wright	Ajian	Corker	Joseph
Florida	Echols	Paschal	Bohanna	Hoskins	Watson	Square	Davis	Weaver	Ajian	Corker	Joseph
South Carolina	Echols	Paschal	McCall	Hoskins	Watson	Square	Davis	V. Tisdale	Ajian	Corker	Dort
NC State	Robinson	Paschal	Bohanna	Hoskins	Watson	Square	Davis	Echols	Ajian	Corker	Valentine

## KENTUCKY IN OVERTIME GAMES (3-8)

Date	Opponent	Home/Away	Number of Overtimes	Final Score
Oct. 4, 1997	Alabama	Home	1	W, 40-34
Sept. 2, 2000	Louisville	Away	1	L, 40-34
Nov. 1, 2003	Arkansas	Home	7 (NCAA record)	L, 71-63
Oct. 13, 2007	LSU	Home	3	W, 43-37
Nov. 24, 2007	Tennessee	Home	4	L, 52-50
Nov. 28, 2009	Tennessee	Home	1	L, 30-24
Sept. 15, 2012	Western Kentucky	Home	1	L, 32-31
Sept. 13, 2014	Florida	Away	3	L, 36-30
Oct. 3, 2015	Eastern Kentucky	Home	1	W, 34-27
Oct. 6, 2018	Texas A&M	Away	1	L, 20-14
Oct. 3, 2020	Ole Miss	Home	1	L, 42-41



2020 GAME-BY-GAME STATISTICS

Game	Score	First Downs	Time of Possession	Rushing (No-Yds-TD)	Passing (Cmp-Att-Int-Yds-TD)	Total Offense (Plays-Yds-TD)	3rd Down Conversions	Fumbles-Lost
<b>KENTUCKY</b>	13	21	36:29	40-145-1	24-38-1-239-1	78-384-2	12-of-19	2-2
at Auburn	29	16	23:31	30-91-1	16-27-0-233-3	57-324-4	4-of-10	2-0
<b>KENTUCKY</b>	41	26	36:05	56-408-6	14-18-0-151-0	74-559-6	6-of-11	1-1
vs. Ole Miss	42	26	23:55	38-139-2	24-29-0-320-4	67-459-6	6-of-12	0-0
<b>KENTUCKY</b>	24	10	25:11	32-84-1	8-21-0-73-1	53-157-2	4-of-14	1-1
vs. Mississippi State	2	18	34:49	14-20-0	45-70-6-275-0	84-295-0	3-of-17	0-0
<b>KENTUCKY</b>	34	18	33:59	45-187-1	13-16-0-107-1	61-294-2	6-of-12	1-1
at Tennessee	7	18	26:01	41-175-1	15-26-3-112-0	67-287-1	3-of-12	1-1
<b>KENTUCKY</b>	10	8	16:50	22-95-0	5-14-0-50-1	36-145-1	2-of-9	2-1
at Missouri	20	26	43:10	62-220-2	21-30-0-201-0	92-421-2	10-of-20	0-0
<b>KENTUCKY</b>	3	15	35:00	39-138-0	15-25-0-91-0	64-229-0	7-of-16	1-0
vs. Georgia	14	20	25:00	43-215-2	9-14-2-131-0	57-346-2	5-of-9	1-1
<b>KENTUCKY</b>	38	23	27:34	35-308-3	16-20-0-15-2	55-458-5	3-of-8	1-0
vs. Vanderbilt	35	29	32:26	45-180-2	22-35-0-227-3	80-407-5	11-of-17	0-0
<b>KENTUCKY</b>	3	12	28:55	32-59-0	10-25-1-120-0	57-179-0	2-of-13	2-0
at Alabama	63	29	31:05	40-226-5	18-26-1-283-3	66-509-8	6-of-9	0-0
<b>KENTUCKY</b>	10	15	33:19	43-159-0	10-19-3-62-1	62-221-1	2-of-13	0-0
at Florida	34	21	26:41	25-104-0	26-32-0-314-3	57-418-3	3-of-9	2-2
<b>KENTUCKY</b>	41	24	34:11	45-291-5	17-26-0-201-0	71-492-5	5-of-14	1-0
vs. South Carolina	18	21	25:49	44-297-1	12-27-1-107-1	71-404-2	4-of-14	4-3
<b>KENTUCKY</b>	23	19	34:07	47-288-2	13-21-0-92-0	68-380-2	3-of-13	1-0
vs. NC State	21	19	25:53	26-50-2	27-40-3-1	66-318-3	5-of-12	2-0

GAME-BY GAME RUSHING

(No-Yds-TD)	Gatewood	McClain	Rose	Rodriguez Jr.	Smoke	Tisdale	Wilson
at Auburn	0-0-0	0-0-0	10-31-0	9-13-0	7-62-1	0-0-0	13-42-0
vs. Ole Miss	0-0-0	0-0-0	12-117-1	17-133-2	5-29-0	0-0-0	22-129-3
vs. Mississippi State	2-5-0	1-17-0	8-22-0	7-38-1	0-0-0	0-0-0	13-50-0
at Tennessee	3-23-0	6-23-0	10-22-0	13-73-1	0-0-0	3-16-0	8-32-0
at Missouri	3-6-0	0-0-0	5-43-0	9-48-0	0-0-0	0-0-0	5-(-2)-0
vs. Georgia	16-23-0	0-0-0	3-7-0	20-108-0	0-0-0	0-0-0	0-0-0
vs. Vanderbilt	0-0-0	4-7-0	7-49-0	13-149-2	3-20-0	0-0-0	7-83-1
at Alabama	0-0-0	2-1-0	10-68-0	0-0-0	9-26-0	3-5-0	5-5-0
at Florida	1-5-0	1-9-0	15-58-0	0-0-0	14-49-0	0-0-0	11-25-0
vs. South Carolina	0-0-0	1-6-0	14-101-1	14-139-3	0-0-0	0-0-0	14-46-1
vs. NC State	0-0-0	0-0-0	12-148-0	17-84-2	9-47-45	0-0-0	6-14-0

GAME-BY GAME RECEIVING

(Rec-Yds-TD)	Ali	Bates	Dailey Jr.	Drennen	Epps	Harris	Hayes	Oliver	Rigg	Rose	Smoke	Thomas	Upshaw
at Auburn	9-98-0	0-0-0	2-42-0	0-0-0	0-0-0	4-25-0	2-24-1	0-0-0	1-3-0	4-37-0	2-10-0	0-0-0	0-0-0
vs. Ole Miss	7-88-0	0-0-0	0-0-0	0-0-0	0-0-0	1-5-0	2-30-0	0-0-0	2-20-0	0-0-0	0-0-0	1-3-0	1-5-0
vs. Mississippi St.	2-22-0	1-14-0	1-1-0	0-0-0	0-0-0	1-4-0	0-0-0	0-0-0	1-12-0	1-8-0	0-0-0	0-0-0	1-12-1
at Tennessee	4-38-0	0-0-0	3-25-0	0-0-0	0-0-0	1-5-0	0-0-0	0-0-0	1-8-0	1-3-0	0-0-0	0-0-0	2-22-0
at Missouri	4-47-1	0-0-0	0-0-0	0-0-0	0-0-0	0-0-0	0-0-0	0-0-0	0-0-0	1-3-0	0-0-0	0-0-0	0-0-0
vs. Georgia	5-35-0	0-0-0	3-18-0	0-0-0	0-0-0	3-15-0	0-0-0	0-0-0	2-7-0	0-0-0	1-6-0	0-0-0	1-10-0
vs. Vanderbilt	3-15-0	0-0-0	1-5-0	1-14-0	1-8-0	4-33-0	0-0-0	1-6-0	1-15-1	1-4-0	1-9-0	0-0-0	2-41-1
at Alabama	4-52-0	0-0-0	0-0-0	0-0-0	2-24-0	0-0-0	0-0-0	0-0-0	0-0-0	0-0-0	1-0-0	0-0-0	3-44-0
at Florida	6-32-0	0-0-0	0-0-0	0-0-0	0-0-0	0-0-0	0-0-0	0-0-0	0-0-0	1-2-0	0-0-0	0-0-0	3-28-1
vs. South Carolina	5-35-0	0-0-0	3-31-0	1-6-0	2-8-0	0-0-0	0-0-0	0-0-0	3-72-0	1-26-0	0-0-0	0-0-0	1-11-0
vs. NC State	5-11-0	0-0-0	1-17-0	0-0-0	3-23-0	0-0-0	0-0-0	1-8-0	1-8-0	0-0-0	0-0-0	0-0-0	2-25-0





**GAME-BY-GAME PASSING**

(Cmp-Att-Int-Yds-TD)	Wilson	Gatewood
at Auburn	24-37-1-239-1	0-0-0-0-0
vs. Ole Miss	14-18-0-151-0	0-0-0-0-0
vs. Mississippi St.	8-20-0-73-1	0-1-0-0-0
at Tennessee	12-15-0-101-1	1-1-0-6-0
at Missouri	4-11-0-38-1	1-3-0-12-0
vs. Georgia	0-0-0-0-0	15-25-0-91-0
vs. Vanderbilt	13-15-0-110-2	0-0-0-0-0
at Alabama	10-19-1-120-0	0-4-0-0-0
at Florida	10-18-2-62-1	0-1-1-0-0
vs. South Carolina	17-26-0-201-0	0-0-0-0-0
vs. NC State	13-21-0-92-0	0-0-0-0-0

**GAME-BY-GAME PUNTING**

(No-Yds-Avg-LG-In20)	Duffy	Goodfellow
at Auburn	4-212-53.0-75-0	0-0-0-0-0
vs. Ole Miss	3-150-50.0-55-1	0-0-0-0-0
vs. Mississippi St.	8-359-44.9-57-3	0-0-0-0-0
at Tennessee	3-140-46.7-48-1	0-0-0-0-0
at Missouri	6-264-44.0-51-0	0-0-0-0-0
vs. Georgia	4-170-42.5-48-3	0-0-0-0-0
vs. Vanderbilt	0-0-0-0-0	3-139-46.3-51-1
at Alabama	0-0-0-0-0	7-338-48.3-55-0
at Florida	5-218-43.6-61-2	0-0-0-0-0
vs. South Carolina	4-180-45.0-51-3	0-0-0-0-0
vs. NC State	5-202-40.4-51-3	

**GAME-BY-GAME FIELD GOALS**

FG Made (Miss)	Poore	Ruffolo
at Auburn	-	-
vs. Ole Miss	-	(49)
vs. Mississippi St.	-	35
at Tennessee	-	30, 27
at Missouri	-	50
vs. Georgia	-	34
vs. Vanderbilt	28	-
at Alabama	-	33, (42)
at Florida	-	22
vs. South Carolina	-	22, 41
vs. NC State	-	25, 26, 20

**GAME-BY-GAME DEFENSIVE LINE (Tackles-Tackles-For-Loss-Sacks)**

Game	Bohanna	J. Hayes	Hoskins	Gibson	Looney	McCall	Paschal
at Auburn	0-0-0	0-0-0	3-0-0	0-0-0	0-0-0	0-0-0	4-1.5-0
vs. Ole Miss	3-0.5-0	0-0-0	2-0-0	0-0-0	0-0-0	1-0.5-0.5	7-0-0.5
vs. Miss. St.	1-0-0	0-0-0	1-0-0	0-0-0	1-0-0	0-0-0	1-0-0
at Tennessee	1-0.5-0	1-0-0	2-0-0	1-0-0	0-0-0	1-0-0	1-0.5-0
at Missouri	0-0-0	0-0-0	1-1-0	2-0-0	2-0-0	6-0-0	1-0-0
vs. Georgia	0-0-0	1-0-0	2-0-0	1-0-0	2-0-0	4-0-0	4-1-0
vs. Vanderbilt	3-0-0	0-0-0	6-0-0	0-0-0	1-0-0	1-0-0	3-0.5-0.5
at Alabama	1-0-0	0-0-0	1-0-0	1-0-0	1-0-0	3-0-0	4-0-0
at Florida	1-1-0	0-0-0	4-1-0	0-0-0	2-0-0	0-0-0	1-0-0
vs. S. Carolina	0-0-0	0-0-0	4-1-0	0-0-0	0-0-0	2-0-0	2-2-0
vs. NC State	0-0-0	0-0-0	4-1.0-1.0	0-0-0	0-0-0	2-0-0	4-0.5-0.5

**GAME-BY-GAME LINEBACKERS (Tackles-Tackles-For-Loss-Sacks-Pass Breakups)**

Game	Bembry	Casey	J. Davis	T. Davis	De. Jackson	Square	Watson	Weaver	Wright
at Auburn	1-0-0-0	0-0-0-0	5-1-1-0	1-0-0-0	1-0-0-0	5-0.5-0	3-0-0	1-1.0-0	2-0-0-0
vs. Ole Miss	1-0-0-0	2-0-0-0	7-0-0-0	0-0-0-0	0-0-0-0	7-1.0-0-0	5-1.0-1.5-0	1-0.5-0.5-0	1-0-0-0
vs. Miss. St.	4-0-0-0	6-0-0-0	11-0-0-1	0-0-0-0	0-0-0-0	9-0-0-1	2-1-1-0	4-0-0-1	6-2-1-1
at Tennessee	2-0-0-0	1-0-0-0	12-0-0-0	0-0-0-0	0-0-0-0	8-0-0-0	6-1-1-0	6-2-0-0	3-1-1-0
at Missouri	2-0-0-0	1-1-0-0	10-0-0-0	0-0-0-0	0-0-0-0	8-0-0-0	4-0-0-0	4-1-0-0	4-1-0-0
vs. Georgia	4-0-0-0	0-0-0-0	13-0-0-1	0-0-0-0	0-0-0-0	6-0-0-0	0-0-0-0	4-0-0-0	7-0-0-0
vs. Vanderbilt	10-0-0-0	1-0-0-0	15-1-0-0	0-0-0-0	3-0-0-0	0-0-0-0	2-0.5-0.5-0	4-1-0-0	6-0-0-0
at Alabama	3-0-0-0	5-1-0-0	0-0-0-0	0-0-0-0	0-0-0-0	4-0-0-0	5-2-1-0	3-1-0-0	3-0-0-1
at Florida	0-0-0-0	2-0-0-0	6-0-0-0	0-0-0-0	0-0-0-0	6-0.5-0.5-0	1-0.5-0-0	6-0-0-0	4-0.5-0.5-0
vs. S. Carolina	0-0-0-0	2-0-0-0	10-1.5-0-0	0-0-0-0	0-0-0-0	4-0.5-0-0	8-2.5-0-0	0-0-0-0	4-0-0-2
vs. NC State	0-0-0-0	0-0-0-0	13-0.5-0.5-0	0-0-0-0	0-0-0-0	3-0-0-0	4-0-1.0-0	0-0-0-0	5-1.0-1.0-0

**GAME-BY-GAME DEFENSIVE BACKS (Tackles-Pass Breakups-Int.)**

Game	Ajian	Brown	Corker	Dodson	Dort Jr.	Echols	Joseph	Mosely	Robinson	V. Tisdale
at Auburn	5-0-0	0-0-0	5-0-1	1-0-0	2-0-0	5-0-0	4-0-0	0-0-0	1-0-0	0-0-0
vs. Ole Miss	3-0-0	0-0-0	4-0-0	0-0-0	0-0-0	6-0-0	4-0-0	5-0-0	5-0-0	0-0-0
vs. Miss. St.	5-1-0	0-0-0	5-0-0	0-0-0	4-1-0	5-0-0	0-0-1	1-0-0	2-0-0	3-0-0
at Tennessee	6-0-1	0-0-0	7-0-0	1-0-0	0-0-0	4-0-0	4-1-1	0-0-0	2-0-0	3-0-0
at Missouri	3-0-0	0-0-0	18-0-0	0-0-0	2-0-0	5-0-0	4-0-0	0-0-0	3-0-0	0-0-0
vs. Georgia	3-0-0	0-0-0	4-0-0	0-0-0	0-0-0	1-0-0	3-0-1	0-0-0	3-0-0	0-0-0
vs. Vanderbilt	6-0-0	0-0-0	10-0-0	0-0-0	0-0-0	5-1-0	3-0-0	2-0-0	1-0-0	2-0-0
at Alabama	3-0-0	0-0-0	5-0-0	0-0-0	1-0-0	7-0-0	1-0-0	6-0-1	0-0-0	2-0-0
at Florida	2-0-0	0-0-0	8-0-0	0-0-0	1-0-0	6-0-0	2-0-0	2-0-0	2-0-0	3-0-0
vs. S. Carolina	5-0-0	0-0-0	6-1-1	0-0-0	0-0-1	3-0-0	0-0-0	2-0-0	6-0-0	1-0-0
vs. NC State	7-0-0	1-0-0	5-0-1	0-0-0	0-0-0	7-0-1	0-0-0	1-0-0	1-0-0	6-0-0





2020 GAME-BY-GAME STATISTICS

TURNOVERS

Opponent	FORCED BY KENTUCKY					FORCED BY OPPONENT			
	Fum	Int	Tot	Margin	UK Pts Off	Fum	Int	Tot	Opp Pts Off
at Auburn	0	0	0	-3	0	2	1	3	7
vs. Ole Miss	0	0	0	-1	0	1	0	1	0
vs. Mississippi State	0	6	6	+5	14	1	0	1	0
at Tennessee	1	3	4	+3	17	1	0	1	0
at Missouri	0	0	0	-1	0	1	0	1	0
vs. Georgia	0	2	2	+1	0	1	0	1	0
vs. Vanderbilt	0	0	0	0	0	0	0	0	0
at Alabama	0	1	1	0	0	0	1	1	7
at Florida	2	0	2	-1	7	0	3	3	10
vs. South Carolina	3	1	4	+4	10	0	0	0	0
vs. NC State	1	3	4	+3	10	1	0	1	0
<b>TOTALS</b>	<b>7</b>	<b>16</b>	<b>23</b>	<b>+10</b>	<b>58</b>	<b>8</b>	<b>5</b>	<b>13</b>	<b>24</b>

KENTUCKY BIG PLAYS

Opponent	RUSHING					PASSING				SPECIAL TEAMS	
	15+	20+	30+	40+	50+	20+	30+	40+	50+	Block	Return for TD
at Auburn	1	1	1	0	0	4	2	0	0	0	0
vs. Ole Miss	10	6	2	1	1	2	0	0	0	0	0
vs. Mississippi State	2	1	1	1	1	0	0	0	0	0	0
at Tennessee	2	2	0	0	0	0	0	0	0	0	0
at Missouri	1	1	0	0	0	1	0	0	0	0	0
vs. Georgia	1	1	0	0	0	0	0	0	0	0	0
vs. Vanderbilt	6	4	2	1	1	2	0	0	0	0	0
at Alabama	1	0	0	0	0	2	1	0	0	0	0
at Florida	3	0	0	0	0	0	0	0	0	0	0
vs. South Carolina	4	2	1	1	1	2	1	0	0	0	0
vs. NC State	6	5	2	1	0	1	0	0	0	1	0
<b>TOTALS</b>	<b>36</b>	<b>23</b>	<b>9</b>	<b>5</b>	<b>4</b>	<b>14</b>	<b>4</b>	<b>0</b>	<b>0</b>	<b>1</b>	<b>0</b>

OPPONENT BIG PLAYS

Opponent	RUSHING					PASSING				SPECIAL TEAMS	
	15+	20+	30+	40+	50+	20+	30+	40+	50+	Block	Return for TD
at Auburn	0	0	0	0	0	4	1	0	0	0	0
vs. Ole Miss	1	0	0	0	0	4	2	1	0	0	0
vs. Mississippi State	0	0	0	0	0	1	0	0	0	0	0
at Tennessee	0	0	0	0	0	2	0	0	0	0	0
at Missouri	1	0	0	0	0	2	0	0	0	0	0
vs. Georgia	1	1	0	0	0	1	1	0	0	0	0
vs. Vanderbilt	2	1	0	0	0	4	1	0	0	0	0
at Alabama	5	2	1	1	0	4	2	0	0	0	0
at Florida	2	1	1	0	0	5	2	2	1	0	1
vs. South Carolina	6	3	2	1	1	0	0	0	0	0	0
vs. NC State	0	0	0	0	0	3	1	0	0	0	0
<b>TOTALS</b>	<b>18</b>	<b>8</b>	<b>4</b>	<b>2</b>	<b>1</b>	<b>30</b>	<b>10</b>	<b>3</b>	<b>1</b>	<b>0</b>	<b>1</b>

DRIVE CHART STATISTICS

Opponent	No.	KENTUCKY			OPPONENT			
		Avg Plays	Avg Yds	Avg Time	For TD	Avg Plays	Avg Yds	Avg Time
at Auburn	11	7.1	34.9	3:19	2	11.0	83.0	5:28.5
vs. Ole Miss	12*	6.2	46.5	3:00	5*	8.6	68.4	4:04.4
vs. Mississippi State	13	4.1	12.1	1:54	2	3.0	31.0	1:20.0
at Tennessee	10	6.1	29.4	3:23	2	9.0	65.0	4:53.5
at Missouri	9	4.0	29.0	1:52	1	6.0	75.0	2:31.0
vs. Georgia	8	8.0	28.6	4:22.5	0	0	0	0
vs. Vanderbilt	9	6.1	50.8	3:03	5	6.2	67.8	4:02
at Alabama	13	4.3	13.7	2:13.4	0	0	0	0
at Florida	12	5.1	18.4	2:46.5	1	6	38.0	3:33
vs. South Carolina	13	5.4	37.8	2:37.7	5	5.6	60.0	2:43.8
vs. NC State	12	5.7	31.7	2:50	2	3.5	52.5	1:23

\* does not count overtime score vs. Ole Miss



## 2020 EXPLOSIVE PLAYS

### RUNS 15+

Ali, 15 yards

*(1 rush for 15 yards, 15.0 avg., 0 TD)*

McClain, 17 yards

*(1 rush for 17 yards, 17.0 avg., 0 TD)*

Rodriguez, 21 yards

Rodriguez, 22 yards\*

Rodriguez, 15 yards

Rodriguez, 25 yards

Rodriguez, 17 yards

Rodriguez, 23 yards

Rodriguez, 27 yards

Rodriguez, 74 yards\*

Rodriguez, 17 yards

Rodriguez, 79 yards\*

Rodriguez, 20 yards

Rodriguez, 26 yards\*

*(12 rush for 366 yards, 30.5 avg., 4 TD)*

Rose, 72 yards

Rose, 18 yards

Rose, 29 yards

Rose, 15 yards

Rose, 20 yards

Rose, 17 yards

Rose, 25 yards

Rose, 15 yards

Rose, 31 yards

Rose, 27 yards

*(10 rush for 269 yards, 26.9 avg., 0 TD)*

Smoke, 35 yards\*

Smoke, 19 yards

Smoke, 15 yards

Smoke, 18 yards

*(4 rush for 87 yards, 21.7 avg., 1 TD)*

Wilson, 20 yards

Wilson, 22 yards\*

Wilson, 18 yards

Wilson, 31 yards

Wilson, 51 yards

Wilson, 23 yards

Wilson, 32 yards\*

Wilson, 27 yards

Wilson, 19 yards

*(9 rush for 243 yards, 27 avg., 2 TD)*

**Total: 37 rush for 997 yards, 26.9 avg, 7 TD**

### RECEIVING 20+

Ali, 23 yards

Ali, 33 yards

Ali, 24 yards

Ali, 26 yards\*

Ali, 33 yards

*(5 rec. for 139 yards, 27.8 avg., 1 TD)*

Dailey, 40 yards

*(1 rec. for 40 yards, 40.0 avg., 0 TD)*

Eppe, 21 yards

*(1 rec. for 21 yards, 21.0 avg., 0 TD)*

Hayes, 28 yards

*(1 rec. for 28 yards, 28.0 avg., 0 TD)*

Rigg, 36 yards

*(1 rec. for 36 yards, 36.0 avg., 0 TD)*

Rose, 25 yards

Rose, 26 yards

*(2 rec. for 31 yards, 15.5 avg., 0 TD)*

Upshaw, 21 yards\*

Upshaw, 20 yards

Upshaw, 23 yards

*(3 rec. for 64 yards, 21.3 avg., 1 TD)*

**Total: 14 rec. for 359 yards, 25.6 avg., 2 TD**

### KICK RETURNS 30+

Z. Johnson, 33 yards

Z. Johnson, 31 yards

*(2 ret. for 64 yards, 32.0 avg., 0 TD)*

**Total: 2 return for 64 yards, 32 avg, 0 TD**

### PUNT RETURNS 20+

Ali, 39 yards

*(1 ret. for 39 yards, 39.0 avg., 0 TD)*

**Total: 1 return for 39 yards, 39.0 avg., 0 TD**

### DEFENSIVE RETURNS 20+

Paschal, 76 yards

*(1 int return for 76 yards, 76.0 avg., 0 TD)*

Joseph, 41 yards\*

Joseph, 21 yards

*(2 int return for 62 yards, 31.0 avg., 1 TD)*

Davis, 85 yards\*

*(1 int return for 85 yards, 85.0 avg., 1 TD)*

**Total: 4 return for 223 yards, 55.7 avg., 2 TD**

**Total: 51 plays for 1,441 yards, 28.2 avg., 10 TD**

\* denotes a touchdown scoring play

### UK LONG PLAYS (20+) BY THE NUMBERS

20+ Plays By Yards	No.	TD
100+	0	0
90-99	0	0
80-89	1	1
70-79	4	2
60-69	0	0
50-59	1	0
40-49	3	1
30-39	10	2
20-29	26	5
<b>TOTAL</b>	<b>45</b>	<b>11</b>

20+ Plays By Type	No.	TD
Rushing	24	7
Passing	14	2
Punt returns	1	0
Kick returns (30+)	2	0
Interceptions	4	2
Fumble returns	0	0
<b>TOTAL</b>	<b>45</b>	<b>11</b>

### OPPONENT BIG PLAYS

**Total:**

Run (15+) 18 for 427 yds

Receiving (20+) 28 for 780 yds

Kick Returns (30+) 1 for 52 yds

Punt Returns (20+) 2 for 91 yds

Defensive Returns (20+) 2 for 75 yds

**TOTAL: 51 for 1,425 yards (27.9 avg.)**



2020 SCORING DRIVE ANALYSIS

GAME-BY-GAME SCORING DRIVES

Table with columns: Game, Plays/Yards, Time (Poss.), Qtr./Clock, Res., Scoring Play. Lists scoring drives for various games like AU, OM, MSU, UT, MIZ, UGA, VU, BAMA, UF, SC, NCST.

GAME OPENING DRIVES

Table with columns: Game, KENTUCKY (Res/Pts, Yds), OPPONENT (Res/Pts, Yds). Shows opening drives for games like AUBURN, OLE MISS, MISSISSIPPI STATE, etc.

2ND HALF OPENING DRIVES

Table with columns: Game, KENTUCKY (Res/Pts, Yds), OPPONENT (Res/Pts, Yds). Shows 2nd half opening drives for games like AUBURN, OLE MISS, MISSISSIPPI STATE, etc.

GAME-BY-GAME TD DRIVES

Table with columns: Yds, TD, Drive, Poss. Time, TDs, Plays, TDs. Shows TD drive statistics by yardage and time of game.

DRIVE ANALYSIS

Table with columns: Game, Total Drive, TD, FG, MFG, P, TO, 4DN. Shows drive analysis statistics for various games.







## 2020 GAME REVIEWS

1

## AUBURN 29, KENTUCKY 13

SEPT. 26, 2020 • AUBURN, ALA.  
JORDAN-HARE STADIUM (17,490)



Terry Wilson passed for 239 yards and a touchdown and rushed for 42 yards, but No. 23 Kentucky lost its season opener, falling at No. 8 Auburn 29-13.

Wilson was 24 of 37 through the air, connecting with Josh Ali nine times for 98 yards. Kavosiey Smoke led the UK ground attack with seven carries for 62 yards and a touchdown.

Auburn got a couple of first downs on its first possession before being forced to punt. Kentucky took over inside its own 10 yard line. The Cats drove into Auburn territory and, on a third and short, Smoke scampered 35 yards off the right side for the first touchdown of the season. Matt Ruffolo added the PAT and the Cats led 7-0 after an 11-play, 93-yard drive.

The Tigers responded with a scoring drive of their own. Auburn covered 70 yards in just seven plays, capped by a one-yard touchdown run by D.J. Williams. The Tigers faked the extra point and Grant Loy hit John Samuel Shenker with a pass for the two-point conversion, giving Auburn an 8-7 lead with 4:30 to play in the first quarter. That would be the score after the first period.

As the second quarter got underway, Kentucky faced a fourth and three from the Auburn 39, but Wilson's pass intended for Clevan Thomas Jr. was broken up and Auburn took possession.

Auburn promptly drove into Kentucky territory and eventually faced a fourth and one from the UK 16. The Tigers handed the ball to Williams, who was stuffed by UK linebacker DeAndre Square, giving the ball back to the Cats on the UK 16.

Kentucky was able to drive into Auburn territory, but a holding penalty hampered the Cats' progress and UK was forced to punt.

After an Auburn punt, Kentucky again drove into Auburn territory, aided by a 40-yard completion from Wilson to Allen Dailey Jr., setting up the Cats at the Auburn 12. The Cats drove inside the Auburn one, and Chris Rodriguez Jr. appeared to score, but replay indicated that he did not get in. On second and goal from the one, Wilson was stuffed, giving UK third and one from the one. That's when Wilson threw an interception that was returned 100 yards by Roger McCreary for a touchdown. However, after review, Auburn was called for targeting, negating the score. Auburn took an 8-7 lead into the half.

In the second half, Kentucky opened with a three-and-out. After a UK punt, Auburn took over and immediately marched into UK territory. However, the UK defense stood tall, forcing the Tigers to go for it on fourth and eight. Quarterback Bo Nix pooch punted the ball to the UK two yard line.

The Cats could do nothing with the possession but Max Duffy boomed a 75-yard punt, the third-longest in school history, giving the Tigers the ball on their own 24. From there Auburn drove into UK territory and into the red zone. Nix connected with Seth Williams on an 11-yard touchdown pass and Anders Carlson added the PAT to give Auburn a 15-7 lead with 5:42 to play in the third quarter.

Kentucky responded with a drive of its own, methodically marching into Auburn territory. The Cats would get into the red zone and Wilson connected with Akeem Hayes for an eight-yard touchdown, the first of Hayes' career, to make it 15-13 with 1:00 left in the third. The Cats would go for two, but Wilson could not find anyone open and the try failed.

Auburn added a pair of fourth-quarter touchdowns on passing touchdowns by Nix to Seth Williams and Eli Stove to lead 29-13.

## SCORING SUMMARY

Toledo	7	0	6	0	-	13
Kentucky	8	0	7	14	-	29

1st 06:44 UK - Kavosiey Smoke 35 yd run (Matt Ruffolo kick), 11-93 6:23 7 - 0  
04:30 AU - D.J. Williams 1 yd run (J. Shenker pass from Grant Loy), 7-70 2:07 7 - 8  
3rd 05:42 AU - Seth Williams 11 yd pass from Bo Nix (Anders Carlson kick), 9-76 4:19 7 - 15  
01:00 UK - Akeem Hayes 8 yd pass from Terry Wilson (Terry Wilson pass failed), 11-73 4:34 13 - 15  
4th 10:21 AU - Seth Williams 4 yd pass from Bo Nix (Anders Carlson kick), 5-23 2:13 13 - 22  
08:17 AU - Eli Stove 21 yd pass from Bo Nix (Anders Carlson kick), 2-27 0:50 13 - 29

## TEAM STATISTICS

	UK	AU
First Downs	21	16
Rush Att./Net Rush	40/145	30/91
Passing C/A/I	24/38/1	16/27/0
Offensive Plays	78	57
Total Offense	384	324
Fumbles/Lost	2/2	2/0
Penalties/Yards	4/40	7/55
Punts/Average	4/53.0	5/41.0
Third-Down Conv.	12 of 19	4 of 10
Time of Possession	36:29	23:31

## INDIVIDUAL STATISTICS

## RUSHING (ATT.-YD.-TD)

Auburn - Nix, 5-34, Shivers 6-20, Williams 8-21-1, Bigsby 6-15, Stove 1-7  
UK - Smoke 7-62-1, Wilson 13-42, Rose 10-31, Rodriguez 9-13, Duffy 1(-)-3

## PASSING (COMP-ATT-INT-YARDS-TD)

Auburn - Nix 16-27-0-233-3  
UK - Wilson 24-27-1-239-1, Ali 0-1-0-0-0

## RECEIVING (REC-YARDS-TD)

Auburn - Williams 6-112-2, Stove 4-55-1, Schwartz 3-40, Capers 1-17, Williams 1-7, Shenker 1-2  
UK - Ali 9-98, Rose 4-37, Harris 4-25, Dailey 2-42, Hayes 2-24-1, Smoke 2-10, Rigg 1-3

## TACKLES

Auburn - Britt 11, Monday 10, Pappoe 8, McClain 8  
UK - Davis 5, Echols 5, Square 5, Corker 5, Ajian 5

2

## OLE MISS 42, KENTUCKY 41

OCT. 3, 2020 • LEXINGTON, KY  
KROGER FIELD (12,000)



Kentucky rushed for 408 yards and six touchdowns, but the Wildcats fell to Ole Miss 42-41 in overtime.

Kentucky got career-high rushing efforts from Chris Rodriguez Jr., who had 133 yards and two touchdowns, Terry Wilson, who had 129 yards and three touchdowns, and Asim Rose, who had 117 yards on the ground and a touchdown.

Wilson was also 14-of-18 through the air for 151 yards in the game.

Ole Miss took the opening kickoff and methodically marched down the field. The Rebels covered 75 yards in eight plays and just 2:22, ending with a one-yard touchdown rush by Jerrion Ealy. The PAT from Luke Logan was good and the Rebels grabbed an early 7-0 lead.

Kentucky's opening possession started with a 72-yard rush from Rose, taking the ball to the Ole Miss three yard line. Rose carried on the next play, getting the Cats to the one. But on the third UK play, out of the Wildcat formation, Rose fumbled and Ole Miss took over at its own one yard line.

The Rebels were unable to do anything with the ensuing possession and were forced to punt. Josh Ali returned the punt 17 yards to the Ole Miss 29, giving the Cats outstanding field position with which to start their second possession. From there, the Cats needed only four plays and 1:54 to get into the end zone, with quarterback Terry Wilson rushing it in from four yards out. Matt Ruffolo added the PAT to tie the game at 7-7 with 7:36 left in the first period.

On its next possession, Ole Miss made it to midfield, but was forced to punt after a sack from Marquan McCall and J.J. Weaver on third down. Kentucky would take over at its own 20 with 5:58 left in the first.

The Cats again moved right down the field, quickly getting inside the red zone. On third and goal from the two, Rose pushed his way into the end zone, giving UK its first lead of the game. Ruffolo's PAT was good and the Cats led 14-7 with 1:33 left in the first. That would be the score after 15 minutes of play.

As the second quarter began, Ole Miss was driving. The Rebels would tie the game on a 14-yard touchdown pass from quarterback Matt Corral to Kenny Yeboah. Logan's PAT tied the game at 14-14 with 13:19 left in the half.

The next four possessions would end in punts, two by each team. But just before the half, Kentucky mounted a drive that would cover 83 yards in nine plays, ending



with a 22-yard touchdown run from Wilson. Ruffolo added the PAT, giving Kentucky a 21-14 lead with 29 seconds left in the half. That would be the halftime score.

Kentucky got the ball first in the second half, and the Wildcats used the ground game to effectively drive the ball down the field. UK covered 75 yards in 10 plays, all on the ground, ending with a 22-yard touchdown run from Chris Rodriguez Jr. Ruffolo's PAT gave the Cats a 28-14 lead with 10:41 left in the third quarter.

Ole Miss had a response, quickly assembling a scoring drive of its own. The Rebels needed just four plays to go 75 yards, ending with a 24-yard pass from Corral to Jonathan Mingo. Logan's extra point was good, and Ole Miss climbed within seven, 28-21, with 9:17 still to play in the third quarter.

On its next drive, Kentucky drove into Ole Miss territory, again riding the run game. But Ole Miss would stop the Cats, forcing a field goal. But Ruffolo's try from 49 yards hit the right upright and bounced back onto the field.

The Rebels would take possession and would promptly drive into UK territory. The Rebels would go 68 yards to the UK one-yard line, but the UK defense, led by Kelvin Joseph and Josh Paschal, came up with a stop on fourth-and-goal, keeping the Rebels from scoring.

Pinned at its own goal line, Kentucky was unable to do much with the ensuing possession and was forced to punt. Ole Miss took over and had the ball as the third quarter ended with UK leading 28-21.

But on that same drive, Ole Miss would tie the score, as Corral hit Mingo with a 16-yard touchdown pass. Logan's PAT tied the score at 28 apiece with 13:37 to play in the game.

Kentucky took over and was able to get into Ole Miss territory. However, the Cats suffered yardage losses on third and fourth down and Ole Miss got the ball back at its own 47. The Rebels got a 47-yard completion from Corral to Yeboah on first down, then a pass interference call against UK gave the Rebels possession at the two-yard line. Two plays later, Connor scored from one yard out as Ole Miss took its first lead since the first quarter, a 35-28 advantage with 8:23 to play.

Just as Ole Miss kept doing, Kentucky responded. The Cats rode the arm of Wilson, who had 66 yards passing during a 75-yard drive that ended with a one-yard touchdown carry from Rodriguez. Ruffolo nailed the extra point and the game was tied 35-35 with 2:04 to play.

Kentucky forced at Ole Miss punt on the next possession, and the Cats ran out the clock and the game went to overtime.

The Cats got the ball first in overtime and needed just four plays, all on the ground, to score. Wilson covered the final 10 yards, rushing for his third touchdown of the game. But Ruffolo missed the PAT and the Cats led 41-35.

Ole Miss quickly drove inside the UK 10, aided by a pass interference call in the end zone. The Rebels had first and goal from the two, and on second down, Corral hit Elijah Moore with a three-yard TD pass. Logan made the PAT and Ole Miss claimed the win.

**SCORING SUMMARY**

Ole Miss	7	7	7	14	7	42
Kentucky	14	7	7	7	6	41

- 1st 12:38 OM - Jerrion Ealy 1 yd run (Luke Logan kick), 8-75 2:22 7 - 0
- 07:36 UK - Terry Wilson 4 yd run (Matt Ruffolo kick), 4-29 1:54 7 - 7
- 01:33 UK - Asim Rose 2 yd run (Matt Ruffolo kick), 8-80 4:25 7 - 14
- 2nd 13:19 OM - Kenny Yeboah 14 yd pass from Matt Corral (Luke Logan kick), 10-75 3:14 14 - 14
- 00:29 UK - Terry Wilson 22 yd run (Matt Ruffolo kick), 9-83 3:25 14 - 21
- 3rd 10:41 UK - Chris Rodriguez 22 yd run (Matt Ruffolo kick), 10-75 4:19 14 - 28
- 09:17 OM - Jonathan Mingo 24 yd pass from Matt Corral (Luke Logan kick), 4-75 1:24 21 - 28
- 4th 13:37 OM - Jonathan Mingo 16 yd pass from Matt Corral (Luke Logan kick), 5-54 1:30 28 - 28
- 08:23 OM - Snoop Conner 1 yd run (Luke Logan kick), 3-53 0:47 35 - 28
- 02:04 UK - Chris Rodriguez 1 yd run (Matt Ruffolo kick), 12-75 6:19 35 - 35
- OT 15:00 UK - Terry Wilson 10 yd run (Matt Ruffolo kick failed), 3-25 0:00 35 - 41
- 15:00 OM - Elijah Moore 3 yd pass from Matt Corral (Luke Logan kick), 4-25 0:00 42 - 41

**TEAM STATISTICS**

	OM	UK
First Downs	26	26
Rush Att./Net Rush	38/139	56/408
Passing C/A/I	24/29/0	14/18/0
Offensive Plays	67	74
Total Offense	459	559
Fumbles/Lost	0/0	1/1
Penalties/Yards	5/33	8/81
Punts/Average	5/49.0	3/50.0
Third-Down Conv.	6 of 12	6 of 11
Time of Possession	23:55	36:05

**INDIVIDUAL STATISTICS**

**RUSHING (ATT.-YD.-TD)**

Ole Miss - Corral 13-51, Ealy 10-44-1, Conner 8-25-1, Plumlee 5-16, Parrish 1-3, Moore 1-0  
 UK - Rodriguez 17-133-2, Wilson 22-129-3, Rose 12-117-1, Smoke 5-29

**PASSING (COMP-ATT-INT-YARDS-TD)**

Ole Miss - 24-29-0-320-4  
 UK - Wilson 14-18-0-151-0

**RECEIVING (REC-YARDS-TD)**

Ole Miss - Moore 10-92-1, Mingo 8-128-2, Yeboah 3-81-1, Knight 1-8, Ealy 1-5, Conner 1-4  
 UK - Ali 7-88, Hayes 2-30, Rigg 2-20, Harris 1-5, Upshaw 1-5, Thomas 1-3

**TACKLES**

Ole Miss - Jones 10, Sanogo 7, Jones 7  
 UK - Davis 7, Paschal 7, Square 7

**3 KENTUCKY 24, MISSISSIPPI STATE 2**  
**OCT. 10, 2020 • LEXINGTON, KY**  
**KROGER FIELD (12,000)**



Kentucky defense forced six turnovers and held Mississippi State to just two points as the Cats won for the first time this season by beating the Bulldogs 24-2 on at Kroger Field.

In the process, Kentucky held the Mike Leach-coached Bulldogs to the fewest points that any Leach-coached team has ever scored. Previously, Leach-coached teams, which feature the Air Raid offense that Hal Mumme used at Kentucky, had never been held below three points.

Offensively, Kentucky could never get much going. Quarterback Terry Wilson hit on only eight of 20 passes for 73 yards and a touchdown. Wilson also led the Cats in rushing, carrying 13 times for 50 yards. Kentucky had just 157 yards of offense in the game compared to Mississippi State's 296. But the six turnovers were the difference.

The teams exchanged punts twice to open the game. Neither team was able to get anything going in the first period, as UK had just 53 yards of total offense, while MSU was held to 48. That resulted in a scoreless tie after 15 minutes of action.

Early in the second quarter, MSU had a chance to get on the board, but a 56-yard field goal attempt by Brandon Ruiz came up short and the game remained scoreless.

On the ensuing possession, Kentucky appeared to be going nowhere until Wilson scrambled for a 51-yard run, getting the case to the MSU 14. Two plays later, Wilson hit Keaton Upshaw over the middle for a 12-yard touchdown pass, breaking the scoring drought. Matt Ruffolo made the PAT and the Cats grabbed a 7-0 lead with 12:13 left in the first half.

Later in the second quarter, MSU drove into the UK red zone before Josh Paschal intercepted a KJ Costello pass and returned it 76 yards to the MSU two yard line. From there, Kentucky needed just one play, a two-yard touchdown rush from Chris Rodriguez Jr. to extend the lead. After Ruffolo's PAT, the Cats had a 14-0 lead with 3:48 left in the half.

MSU drove deep into Kentucky territory near the end of the first half. On the final play of the half, Costello threw into the end zone and was picked off by UK's Jamin Davis. That ended the half with the Cats leading 14-0.

In the second half, MSU went for a fourth-and-inches from their own 34 yard line. But Costello's pass intended for Cameron Gardner was incomplete and Kentucky took over in excellent field position. But the Cats' AJ Rose fumbled on the second play of the possession, giving the ball right back to the Bulldogs.

But the Bulldogs gave it right back to the Cats. On the fourth play of the ensuing drive, Costello was intercepted by UK's Kelvin Joseph at the UK 30 with 10:37 left in the third quarter. But the Cats would do nothing with the possession and were forced to punt.

MSU would finally get on the board when, on a fourth down, Kentucky snapped the ball over Max Duffy's head on a punt attempt. Duffy scrambled to kick the ball out the back of the end zone, resulting in a safety and making it 14-2 with 5:49 left in the third quarter.

The third quarter would end with MSU driving into UK territory. But the Cats led 14-2 with 15 minutes to play.

As the fourth quarter started, reserve quarterback Will Rogers was intercepted by Jamar "Boogie" Watson in the end zone, thwarting another MSU scoring opportunity.

Another interception was the final straw as UK's Jordan Wright picked off Rogers and returned it eight yards for a touchdown the put the Cats ahead 21-2.





**SCORING SUMMARY**

Mississippi State	0	0	2	0	2
Kentucky	0	14	0	10	24

2nd 12:13 UK - Keaton Upshaw 12 yd pass from Terry Wilson (Matt Ruffolo kick), 5-62 2:34 0 - 7  
 03:48 UK - Chris Rodriguez 2 yd run (Matt Ruffolo kick), 1-2 0:06 0 - 14  
 3rd 05:49 MS - Team safety 2 - 14  
 4th 06:25 UK - Jordan Wright 8 yd interception return (Matt Ruffolo kick) 2 - 21  
 00:49 UK - Matt Ruffolo 35 yd field goal, 5-22 2:30 2 - 24

**TEAM STATISTICS**

	MS	UK
First Downs	18	10
Rush Att./Net Rush	14/20	32/84
Passing C/A/I	45/70/6	8/21/0
Offensive Plays	84	53
Total Offense	295	157
Fumbles/Lost	0/0	1/1
Penalties/Yards	8/57	3/25
Punts/Average	6/55.2	8/44.9
Third-Down Conv.	3 of 17	4 of 14
Time of Possession	34:49	25:11

**INDIVIDUAL STATISTICS**

**RUSHING (ATT.-YD.-TD)**

Mississippi State - Hill 7-17, Marks 2-12, Costello 4 -(-4)  
 UK - Wilson 13-50, Rodriguez 7-38-1, Rose 8-22, McClain 1-17, Gatewood 2-5

**PASSING (COMP-ATT-INT-YARDS-TD)**

Mississippi State - 36-55-4-232-0, Rogers 9-15-2-43-0  
 UK - Wilson 8-20-0-73-1, Gatewood 0-1-0-0-0

**RECEIVING (REC-YARDS-TD)**

Mississippi State - Hill 15-79, Heath 6-52, Williams 5-39, Payton 5-34, Shavers 4-18, Gardner 3-20, Marks 3-13, Walley 2-17, Mitchell 2-3  
 UK - Ali 2-22, Bates 1-14, Rigg 1-12, Upshaw 1-12-1, Rose 1-8, Harris 1-4, Dailey 1-1

**TACKLES**

Mississippi State - Peters 6, Murphy 6, Craft 5, Brule 5, Thompson 5  
 UK - Davis 11, Square 9, Wright 6, Casey 6, Echols 5, Corker 5, Aijan 5

added the PAT and the Vols pulled within 17-7 with 1:36 to play in the half. That would be the halftime score.

The Vols went three and out on their first possession of the second half. Kentucky took over and drove deep into Tennessee territory. And on third-and-goal from the one, Wilson hit Allen Dailey Jr. in the corner of the end zone for a touchdown to complete the 11-play, 76-yard drive. Ruffolo added the PAT and the Cats led 24-7 with 7:24 to play in the third quarter.

After another UT punt, Kentucky again drove into the UT red zone. But the Vols stopped the Cats inside the ten and UK was forced to settle for a 27-yard field goal from Ruffolo, which he converted to give the Cats a 27-7 lead with 1:02 left in the third.

Tennessee went three and out again on its next possession and the Cats turned to the ground game on the ensuing possession. Kentucky ran the ball on seven straight plays, the final one being a two-yard touchdown rush from Rodriguez. Ruffolo added another PAT and the Cats led 34-7 with 10:54 to play.

**SCORING SUMMARY**

Kentucky	0	17	10	7	34
Tennessee	0	7	0	0	7

2nd 12:47 UK - Kelvin Joseph 41 yd interception return (Matt Ruffolo kick) 7 - 0  
 10:33 UK - Jamin Davis 85 yd interception return (Matt Ruffolo kick) 14 - 0  
 06:18 UK - Matt Ruffolo 30 yd field goal, 7-25 3:24 17 - 0  
 01:36 UT - Ty Chandler 4 yd run (Brent Cimaglia kick), 14-75 4:42 17 - 7  
 3rd 07:24 UK - Allen Dailey 1 yd pass from Terry Wilson (Matt Ruffolo kick), 11-76 5:49 24 - 7  
 01:02 UK - Matt Ruffolo 27 yd field goal, 8-49 3:57 27 - 7  
 4th 10:54 UK - Chris Rodriguez 2 yd run (Matt Ruffolo kick), 7-54 3:58 34 - 7

**TEAM STATISTICS**

	UK	UT
First Downs	18	18
Rush Att./Net Rush	45/187	41/175
Passing C/A/I	13/16/0	15/26/3
Offensive Plays	61	67
Total Offense	294	287
Fumbles/Lost	1/1	1/1
Penalties/Yards	1/10	10/63
Punts/Average	3/46.7	5/37.8
Third-Down Conv.	3 of 12	3 of 12
Time of Possession	33:59	26:01

**INDIVIDUAL STATISTICS**

**RUSHING (ATT.-YD.-TD)**

UK - Rodriguez 13-73-1, Wilson 8-32, McClain 7-23, Gatewood 3-23, Rose 10-22, Tisdale 3-16  
 UT - Gray 24-128, Chandler 12-51-1, Small, 2-12, Guarantano 3-(-16)

**PASSING (COMP-ATT-INT-YARDS-TD)**

UK - Wilson 12-15-0-101-1, Gatewood 1-1-0-6-0  
 UT - Guarantano 14-21-2-88-0, Bailey 1-4-0-24-0, Shrout 0-1-1-0-0

**RECEIVING (REC-YARDS-TD)**

UK - Ali 4-38, Dailey 3-25-1, Upshaw 2-22, Rigg 1-8, Drennen 1-6, Harris 1-5, Rose 1-3  
 UT - Johnson 4-37, Gray 3-20, Keyton 2-6, Jones Jr. 2-3, Wideman 1-24, Palmer 1-11, Warren 1-7, Chandler 1-4

**TACKLES**

UK - Davis 12, Square 8, Corker 7  
 UT - Crouch 11, To'o To'o 8, Butler 5, Flowers 5

4

**KENTUCKY 34, #17 TENNESSEE 7**  
**OCT. 17, 2020 • KNOXVILLE, TENN.**  
**NEYLAND STADIUM (22,519)**



Kentucky returned two interceptions for touchdowns in the first half and the UK defense held No. 18 Tennessee in check the entire game as the Cats broke a 17-game losing streak in Knoxville by beating the Vols 34-7 at Neyland Stadium.

Kelvin Joseph got the scoring underway with a pick-six in the second quarter and Jamin Davis did the same later in the quarter to give the Cats a 14-0 lead.

UK had only 294 yards of total offense in the game, but the Cats forced four UT turnovers and scored 17 points off those miscues.

Quarterback Terry Wilson was 12 of 15 through the air for 101 yards and a touchdown. Chris Rodriguez Jr. rushed for 73 yards and a score for the Cats.

The teams traded punts to start the game, then each team turned it over on their next possession. The first quarter would end with the game still scoreless.

Starting the second quarter, Kentucky punted again and Tennessee took possession. After getting a first down, Joseph intercepted UT quarterback Jarrett Guarantano and returned it 41 yards for a touchdown. It was Joseph's second interception in as many weeks. Matt Ruffolo added the extra point and Kentucky led 7-0 with 12:47 left in the half.

On the next UT possession, the Cats did it again. As Tennessee was driving, Guarantano was picked off again, this time by Davis, who grabbed a pass thrown across the middle and returned it 85 yards for UK's second defensive touchdown of the first half. Ruffalo's PAT gave the Cats a 14-0 lead with 10:33 to play in the first half.

Tennessee went to backup quarterback J.T. Shrout on its next possession, but the result was the same. This time, it was UK defensive back Tyrell Aijan interception a pass, giving the Cats possession at the UT 37.

The Cats took advantage of the fourth UT turnover of the first half when Ruffolo nailed a 30-yard field goal to give UK a 17-0 lead with 6:18 to play in the half.

Tennessee was able to get on the board late in the half, using 14 plays to cover 75 yards and ending with a four-yard touchdown rush from Ty Chandler. Brent Cimaglia





MISSOURI 20, KENTUCKY 10

5

OCT. 24, 2020 • COLUMBIA, MO.  
MEMORIAL STADIUM (11,738)



Missouri's defense held Kentucky in check all day as the Tigers broke a five-game losing streak to the Cats by winning 20-10 at Faurot Field.

UK amassed only 145 yards of offense in the game. The Cats had 98 yards on the ground and 47 through the air. Meanwhile, Missouri had 421 yards of offense, with 220 coming on the ground and 201 through the air.

Missouri had the ball for 43:10 in the game, including several long drives. The Tigers ran 92 plays in the game, compared to just 36 for Kentucky.

Yusuf Corker had a career-high 18 tackles in the game, including 16 solo stops. Corker had a sack and two tackles for loss in the contest. Jamin Davis added 10 tackles for Kentucky, his second straight game with double-digit tackle numbers.

The first quarter featured five punts, three by Kentucky and two by Missouri, but no points. Neither offense was able to get much going, with Kentucky amassing only 23 yards of offense, while Missouri had just 80 yards of its own.

Early in the second quarter, Missouri mounted the first significant drive of the game. The Tigers drove into the UK red zone and scored on a one-yard run by Larry Rountree, capping off a 13-play, 66-yard scoring drive. Harrison Mevis added the extra point and Missouri led 7-0 with 10:57 left in the first half.

Kentucky went to Joey Gatewood at quarterback on its next series, and that seemed to spark the offense. For the first time in the game, UK drove into MU territory, but the drive stalled and the Cats settled for a career-long-tying, 50-yard field goal from Matt Ruffolo, cutting the deficit to 7-3 with 8:24 to play in the half.

Late in the half, Missouri drove to the UK one yard line inside the final minute, but the Tigers were forced to settle for a 19-yard field goal from Mevis to make it 10-3 at the half.

On the first drive of the second half, Missouri ate up nearly 10 minutes of clock on a 21-play drive. However, the Kentucky defense stood tall and, on fourth and one from the UK seven, Corker stopped MU quarterback Connor Bazalak for a two-yard loss and the Cats took over at their own nine.

The Cats were unable to do anything with the possession and punted the ball back to Missouri with 3:56 left in the third quarter. On the ensuing drive, Missouri again drove deep into UK territory and scored on a Rountree one-yard rush. Mevis added the PAT and the Tigers led 17-3 with 45 seconds left in the third quarter. That would be the score after three periods.

Early in the fourth quarter, the Cats assembled their best drive of the game to that point. And Kentucky would convert when Terry Wilson hit Josh Ali in the right corner of the end zone for a 26-yard touchdown. Ruffolo added the PAT and the Cats were within 17-10 with 13:14 left in the game.

Later in the fourth, Missouri put the game out of reach with another long drive. The Tigers used 15 plays to cover 61 yards, ending with a 20-yard field goal from Mevis, making it 20-10.

SCORING SUMMARY

Kentucky	0	3	0	7	10
Missouri	0	10	7	3	20

2nd 10:57 MU - Larry Rountree 1 yd run (Harrison Mevis kick), 13-66 6:01 0 - 7  
 08:24 UK - Matt Ruffolo 50 yd field goal, 7-43 2:33 3 - 7  
 00:00 MU - Harrison Mevis 18 yd field goal, 12-64 2:53 3 - 10  
 3rd 00:45 MU - Larry Rountree 1 yd run (Harrison Mevis kick), 6-61 3:11 3 - 17  
 4th 13:14 UK - Josh Ali 26 yd pass from Terry Wilson (Matt Ruffolo kick), 6-75 2:31 10 - 17  
 03:07 MU - Harrison Mevis 20 yd field goal, 15-61 7:04 10 - 20

TEAM STATISTICS

	UK	MU
First Downs	8	26
Rush Att./Net Rush	22/95	62/220
Passing C/A/I	5/14/0	21/30/0
Offensive Plays	36	92
Total Offense	145	421
Fumbles/Lost	2/1	0/0
Penalties/Yards	1/10	6/54
Punts/Average	6/44.0	4/38.5
Third-Down Conv.	3 of 9	10 of 20
Time of Possession	16:50	43:10

INDIVIDUAL STATISTICS

**RUSHING (ATT.-YD.-TD)**  
 UK - Rodriguez 9-48, Rose 5-43, Gatewood 3-6, Wilson 5-(-2)  
 MU - Rountree 37-126-2, Badie 13-52, Bazalak 10-40, Knox 1-4

**PASSING (COMP-ATT-INT-YARDS-TD)**  
 UK - Wilson 4-11-0-1, Gatewood 1-3-0-0  
 MU - Bazalak 21-30-0-201-0

**RECEIVING (REC-YARDS-TD)**  
 UK - Ali 4-47-1, Rose 1-3  
 MU - Hazelton 6-51, Knox 5-60, Hea 4-31, Badie 2-15, Chism 1-24, Smith 1-10, Dove 1-7, Rountree 1-3

**TACKLES**  
 UK - Corker 18, Davis 10, Square 8, McCall 6  
 MU - Bolton 7, Nicholson 3, Manuel 3, Gillispie 3, Williams 3

#5/5 GEORGIA 14, KENTUCKY 3

6

OCT. 31, 2020 • LEXINGTON, KY.  
KROGER FIELD (12,000)



Chris Rodriguez Jr. rushed for 108 yards and the Kentucky defense held No. 5 Georgia in check but the Bulldogs did just enough to beat the Cats 14-3 at Kroger Field.

For Rodriguez, it was his second 100-yard rushing game this season and the fourth of his career. His 20 carries was the most he's ever had in a game as a Wildcat.

Other than Rodriguez's effort, the Wildcats struggled on offense. Kentucky managed just 229 yards of total offense, with 138 on the ground and 91 through the air.

Quarterback Joey Gatewood, making his first career start for Kentucky, was 15 of 25 through the air for 91 yards. Josh Ali was Gatewood's top target, catching five passes for 38 yards.

Kentucky got another big defensive effort from Jamin Davis, who led the Cats with 13 tackles in the game. Davis also blocked a field goal, forced a fumble and had a pass breakup for Kentucky.

The Cats took the opening kickoff and were able to get one first down before being forced to punt. Georgia took possession on its own 14 yard line and from there, the Bulldogs marched down the field, keeping the ball on the ground for the entire drive. Ultimately, Georgia would score on a two-yard touchdown rush by quarterback Stetson Bennett, ending a 12-play scoring drive. Jack Podlesny added the PAT and Georgia took a 7-0 lead with 6:07 to play in the first quarter.

On its second drive, Kentucky again got one first down before being forced to punt. Georgia took over at its own eight yard line with 2:06 left in the first quarter. The Bulldogs would lead 7-0 at the end of the first period.

Early in the second quarter, Georgia punted and Kentucky took over at its own seven yard line. The Cats held onto the ball for 10:28, using 19 plays to cover 77 yards and driving into the Georgia red zone. However, the drive stalled the UK settled for a 34-yard field goal from Matt Ruffolo, cutting the UGA lead to 7-3 with 2:44 left in the half.

Georgia would answer with a 46-yard pass from Bennett to James Cook to start its next drive. After just two plays, the Bulldogs were in the red zone. However, Phil Hoskins made an incredible play, tipping a Bennett pass into the air, then intercepting it, foiling the Georgia drive and giving the Cats the ball at their own 25 with 1:19 to play in the half.

Kentucky would punt and Georgia would take possession with 18 seconds left. The Bulldogs drove across midfield, but their field goal attempt as the half expire was blocked by Davis. Georgia held a 7-3 lead at the break.

Georgia took the second half kickoff and marched into Kentucky territory. But the Cats defense held and forced a fourth-and-one from the UK 22. The Bulldogs went for it, and it paid off as Zamir White ran up the middle for a touchdown. Podlesny added the PAT and Georgia led 14-3 with 11:38 left in the third quarter.

Kentucky took the next possession and drove into Georgia territory. However, on the seventh play of the drive, Gatewood fumbled at the UGA 34 and the Bulldogs recovered, taking over with 7:50 left in the third quarter.

Georgia drove into UK territory but was again foiled by the UK defense. This time, it was Kelvin Joseph picking off a Bennett pass, giving the Cats the ball at their own 18 and keeping Georgia from scoring one more time. The Bulldogs would lead 14-3 after three quarters.

In the fourth quarter, neither team scored and only Georgia really threatened to do so as the defenses took over.





**SCORING SUMMARY**

Georgia	7	0	7	0	14
Kentucky	0	3	0	0	3

1st 06:07 UGA - Stetson Bennett 2 yd run (Jack Podlesny kick), 12-86 5:06 7 - 0  
 2nd 02:44 UK - Matt Ruffolo 34 yd field goal, 19-77 10:28 7 - 3  
 3rd 11:38 UGA - Zamir White 22 yd run (Jack Podlesny kick), 7-75 3:22 14 - 3

**TEAM STATISTICS**

	UGA	UK
First Downs	20	15
Rush Att./Net Rush	43/215	39/138
Passing C/A/I	9/14/2	15/25/0
Offensive Plays	57	64
Total Offense	346	229
Fumbles/Lost	1/0	1/1
Penalties/Yards	2/19	6/54
Punts/Average	2/47.5	4/42.5
Third-Down Conv.	5 of 9	7 of 16
Time of Possession	25:00	35:00

**INDIVIDUAL STATISTICS**

**RUSHING (ATT.-YD.-TD)**

UK - Rodriguez 20-108, Gatewood 16-23, Rose 3-7  
 UGA - White 26-136-1, Cook 6-39, Milton 8-31, Bennett 3-9

**PASSING (COMP-ATT-INT-YARDS-TD)**

UK - Gatewood 15-25-0-91-0  
 UGA - Bennett 9-13-2-131-0

**RECEIVING (REC-YARDS-TD)**

UK - Ali 5-25, Dailey 3-18, Harris 3-15, Rigg 2-7, Upshaw 1-10, Smoke 1-6  
 UGA - Cook 4-62, Jackson 3-25, Washington 1-33, Burton 1-11

**TACKLES**

UK - Davis 13, Wright 7, Square 6  
 UGA - Dean 14, Lecounte 13, Wyatt 7

**KENTUCKY 38, VANDERBILT 35**

**NOV. 14, 2020 • LEXINGTON, KY.  
 KROGER FIELD (12,000)**

7



Chris Rodriguez Jr. carried 13 times for a career-high 149 yards and a pair of touchdowns as Kentucky beat Vanderbilt 38-35 at Kroger Field.

Kentucky rushed for 308 yards as a team in the game, the second-highest total for the Cats this season. Kentucky's 458 yards of total offense also marked the second-highest in a game in 2020. UK's season highs came against Ole Miss in the second game of the season.

Quarterback Terry Wilson had a solid game for the Cats on Saturday. Wilson connected on 13 of his 15 passes, including nine of his first nine, for 110 yards and a pair of touchdowns. Wilson also rushed for 83 yards on seven carries, including a touchdown.

Defensively, Jamin Davis led Kentucky in tackles again this week, notching 13 in Saturday's win. Yusuf Corker and Marquez Bemby each had nine tackles.

In honor of John Schlarman, Kentucky's offensive line coach who died earlier in the week, the Wildcats left an open spot on the offensive line and ultimately took a delay of game penalty on the game's first play. After the penalty, which Vanderbilt declined, UK sent senior offensive tackle Landon Young onto the field, wearing jersey number 65, which Schlarman wore as a UK player.

After honoring their coach, the Wildcat offense marched down the field, covering 75 yards in nine plays. The drive ended when Wilson hit Justin Rigg over the middle with a 15-yard touchdown, the first of Rigg's career, to give the Cats an early lead. Chance Poore added the extra point and Kentucky led 7-0 with 10:15 to play in the first quarter.

Vanderbilt was forced to punt at the conclusion of its first possession, with Kentucky taking over at its own 32 yard line. From there, the Cats needed just six plays to cover 68 yards and extend the lead. It was Wilson scrambling down the right sideline for a 32-yard touchdown rush. Poore added the PAT and Kentucky led 14-0 with 3:48 left in the first. That would be the score after one quarter.

At the beginning of the second quarter, Vanderbilt cut into the UK lead. The Commodores covered 74 yards in just eight plays, culminating with a 34-yard touchdown pass from Ken Seals to Chris Pierce. And when Wes Farley added the PAT, the UK lead was 14-7 with 14:30 to play in the half.

The Wildcats answered on the ensuing drive. Boosted by a 27-yard rush from Rodriguez, the Cats drove into Vandy territory and scored when Wilson connected with Keaton Upshaw for a 21-yard touchdown pass over the middle. Poore added another PAT and the Cats extended the lead to 21-7 with 10:28 left in the half. The drive covered 79 yards in seven plays.

On Vanderbilt's next drive, the Commodores drove deep into Kentucky territory. Then, on a fourth-and-goal from the two yard line, Vandy's Mike Wright connected with Ben Bresnahan with a short touchdown pass. The drive took 17 plays and covered 78 yards and it cut the UK lead to 21-14 with 3:40 to play in the half.

Just before the half, Kentucky drove into Vandy territory and with three seconds left in the half, Poore made a 28-yard field goal to give the Cats a 24-14 lead at the half. It was Poore's first made field goal of the season on his first attempt.

In the second half, Vanderbilt was forced to punt on its first possession and Josh Ali caught the punt on the run and returned it 39 yards to the Vandy 26 yard line.

From there, Kentucky needed just six plays to get into the end zone again. Rodriguez took direct snaps on the last two plays of the drive, the latter of which was a three-yard touchdown run. Poore added another PAT and the Cats' lead was 31-14 with 10:34 to go in the third. At that point, Kentucky had scored on all five of its drives in the game.

Vanderbilt answered with another long, sustained drive. The Commodores would get inside the UK one, but would lose a yard on the third-down play. Then on fourth-and-goal from the two, Wright scrambled around right end for the score. Pierson Cooke added the PAT to cut the UK lead to 31-21 with 2:53 left in the third quarter. It was a 15-play, 75-yard drive that took 7:41 off the clock.

The Cats punted for the first time on their next possession but Vanderbilt was unable to do anything with the possession and punted it back to the Cats, who took the ball at their own nine.

On the ensuing drive, Rodriguez broke loose for a touchdown run that covered 74 yards, a career long, extending the lead. Poore's PAT was good, giving UK a 38-21 lead with 9:14 to play.

Vanderbilt added a pair of fourth-quarter touchdowns, including one with 30 seconds remaining, to complete the scoring.

**SCORING SUMMARY**

Vanderbilt	0	14	7	14	35
Kentucky	14	10	7	7	38

1st 10:15 UK - Justin Rigg 15 yd pass from Terry Wilson (Chance Poore kick), 9-75 4:45 0 - 7  
 03:48 UK - Terry Wilson 32 yd run (Chance Poore kick), 6-68 2:48 0 - 14  
 2nd 14:30 VANDY - Chris Pierce 34 yd pass from Ken Seals (Wes Farley kick), 8-74 4:11 7 - 14  
 10:28 UK - Keaton Upshaw 21 yd pass from Terry Wilson (Chance Poore kick), 7-79 3:54 7 - 21  
 03:40 VANDY - Ben Bresnahan 2 yd pass from Mike Wright (Pierson Cooke kick), 17-78 6:44 14 - 21  
 00:00 UK - Chance Poore 28 yd field goal, 10-45 3:34 14 - 24  
 3rd 10:34 UK - Chris Rodriguez 3 yd run (Chance Poore kick), 6-26 2:57 14 - 31  
 02:53 VANDY - Mike Wright 2 yd run (Pierson Cooke kick), 15-75 7:41 21 - 31  
 4th 09:14 UK - Chris Rodriguez 74 yd run (Chance Poore kick), 3-91 1:37 21 - 38  
 03:13 VANDY - Mitchell Pryor 2 yd run (Pierson Cooke kick), 7-80 2:28 28 - 38  
 00:30 VANDY - Cam Johnson 7 yd pass from Ken Seals (Pierson Cooke kick), 11-78 0:59 35 - 38

**TEAM STATISTICS**

	VU	UK
First Downs	29	23
Rush Att./Net Rush	45/180	35/308
Passing C/A/I	22/35/0	16/20/0
Offensive Plays	80	55
Total Offense	407	458
Fumbles/Lost	1/0	1/0
Penalties/Yards	6/50	10/89
Punts/Average	4/41.8	3/46.3
Third-Down Conv.	11 of 17	3 of 8
Time of Possession	32:26	27:34

**INDIVIDUAL STATISTICS**

**RUSHING (ATT.-YD.-TD)**

UK - Rodriguez 13-149-2, Wilson 7-83-1, Rose 7-49, Smoke 3-20, McClain 4-7  
 Vandy - Henry-Brooks 29-121, Pryor 4-29-1, Griffin 6-15, Seals 4-10, Wright 2-5-1

**PASSING (COMP-ATT-INT-YARDS-TD)**

UK - Wilson 13-15-0-110-2, Allen 3-5-0-40-0  
 Vandy - Seals 21-32-0-225-2

**RECEIVING (REC-YARDS-TD)**

UK - Harris 4-33, Ali 3-15, Upshaw 2-41-1, Rigg 1-15-1, Drennen 1-14, Smoke 1-9, Epps 1-8, Oliver 1-6,  
 Dailey 1-5, Rose 1-4  
 Vandy - Abdur-Rahman 7-89, Bresnahan 4-48-1, Johnson 4-17-1, Pierce 3-53-1, Henry-Brooks 2-8, Pryor 1-12,  
 Harrison 1-0

**TACKLES**

UK - Davis 15, Bemby 10, Corker 10  
 Vandy - George 8, Harris 8, Orji 7





# 2020 GAME NOTES

## #1/1 ALABAMA 63, KENTUCKY 3

# 8

### NOV. 21, 2020 • TUSCALOOSA, ALA. BRYANT-DENNY STADIUM (19,424)



An undermanned Kentucky squad lost at No. 1 Alabama 63-3 at Bryant-Denny Stadium. Kentucky was missing approximately 10 players, including five starters in the game.

Kentucky took the opening kickoff and was able to get one first down before being forced to punt. Alabama took the ensuing possession and went 55 yards in six plays, ending with a one-yard touchdown rush from Najee Harris. Will Reichard added the point after and Alabama led 7-0 with 10:07 left in the first quarter.

On its next drive, Kentucky got the offense going, driving into the Alabama red zone, keyed by a 33-yard reception by Ali from Wilson. But the drive stalled and the Cats were forced to settle for a 33-yard field goal from Matt Ruffolo, which was good. Kentucky cut the lead to 7-3 with 5:19 to go in the first period.

Alabama got two first downs on its next drive before Jordan Wright broke up a third-down pass and forced the Crimson Tide to punt. The Cats took over at their own 20 with 3:34 to play in the first.

Kentucky promptly drove into Alabama territory again, getting into the red zone as the first quarter ended. A nice mix of running and passing plays allowed the Cats to threaten again. UK would get inside the Alabama 10, but the Cats were unable to get into the end zone. Ruffolo came on for a 24-yard field goal attempt, but a high snap foiled the attempt and Alabama took over at their own 42.

Alabama took advantage, covering 58 yards in just four plays, ending with a Mac Jones 10-yard touchdown pass to DeVonta Smith. Reichard added the PAT and Alabama grabbed a 14-3 lead with 10:12 remaining in the half.

The Cats took the next possession and again drove into Alabama territory. But again the Cats were stopped and were forced to try a 42-yard field goal from Ruffolo. This one missed just to the right and Alabama took over with 5:37 left in the half.

Alabama wasted no time, covering 75 yards in just five plays. Harris finished the drive with a 42-yard touchdown run and Reichard added the PAT to give the Tide a 21-3 lead with 4:02 left in the half.

Kentucky went three-and-out on its next drive and Alabama took over with 2:22 left in the half. The Tide quickly marched down the field and they scored again when Jones hit John Metchie with an 18-yard scoring pass. Reichard added the PAT and the Tide led 28-3. That would be the halftime score.

On the opening drive of the second half, Alabama was driving but Jones tried to hit Smith on a deep ball. Instead, it was intercepted by Kelvin Joseph, his team-best fourth of the year, thwarting the drive and giving UK the ball at their own 22. But after getting one first down, on a Rose 20-yard rush, the Cats were forced to punt.

Alabama would score 35 unanswered points in the second half to provide the final margin of victory.

### SCORING SUMMARY

Kentucky	3	0	0	0	3
Alabama	7	21	21	14	63

- 1st 10:07 UA - Najee Harris 1 yd run (Will Reichard kick), 6-55 2:32 0 - 7
- 05:19 UK - Matt Ruffolo 33 yd field goal, 8-58 4:48 3 - 7
- 2nd 10:12 UA - DeVonta Smith 10 yd pass from Mac Jones (Will Reichard kick), 4-58 1:52 3 - 14
- 04:02 UA - Najee Harris 42 yd run (Will Reichard kick), 5-75 1:35 3 - 21
- 00:46 UA - John Metchie 18 yd pass from Mac Jones (Will Reichard kick), 6-71 1:36 3 - 28
- 3rd 10:14 UA - Jordan Battle 45 yd interception return (Will Reichard kick) 3 - 35
- 06:43 UA - B. Robinson Jr. 1 yd run (Will Reichard kick), 7-29 2:17 3 - 42
- 01:42 UA - DeVonta Smith 18 yd pass from Bryce Young (Will Reichard kick), 7-76 3:58 3 - 49
- 4th 09:15 UA - R. Williams 2 yd run (Will Reichard kick), 10-56 5:36 3 - 56
- 01:35 UA - Jase McClellan 19 yd run (Will Reichard kick), 10-73 6:44 3 - 63

### TEAM STATISTICS

	UK	UA
First Downs	12	29
Rush Att./Net Rush	32/59	40/226
Passing C/A/I	10/25/1	18/26/1
Offensive Plays	57	66
Total Offense	179	509
Fumbles/Lost	2/0	0/0
Penalties/Yards	7/69	4/30
Punts/Average	7/48.3	2/46.0
Third-Down Conv.	2 of 13	6 of 9
Time of Possession	28:55	31:05

### INDIVIDUAL STATISTICS

#### RUSHING (ATT.-YD.-TD)

UK - Rose 10-68, Smoke 9-26, Tisdale 3-5, Wilson 5-5, McClain 2-0, Allen 2-(-9)  
UA - McClellan 10-99-1, Harris 13-82-2, Williams 10-30-1, Robinson Jr. 6-22-2, Young 1-(-8)

#### PASSING (COMP-ATT-INT-YARDS-TD)

UK - Wilson 10-19-1-120-0, Gatewood 0-4-0-0-0, Allen 0-2-0-0-0  
UA - Jones 16-24-1-230-2, Young 2-2-0-53-1

#### RECEIVING (REC-YARDS-TD)

UK - Ali 4-52, Upshaw 3-44, Epps 2-24, Smoke 1-0  
UA - Smith 9-144-2, Billingsley 3-78, Bolden 3-16, Harris 2-27, Metchie 1-18-1

#### TACKLES

UK - Echols 7, Mosely 6  
UA - Harris 11, Wright 8

## #6/6 FLORIDA 34, KENTUCKY 10

# 9

### NOV. 28, 2020 • GAINESVILLE, FLA. BEN HILL GRIFFIN STADIUM (14,453)



Kentucky played a solid first half but saw No. 6 Florida take over in the second 30 minutes as the Gators beat the Cats 34-10 at Ben Hill Griffin Stadium.

Asim Rose rushed 15 times for 58 yards and Kavosiey Smoke carried 14 times for 47 yards, as the Cats rushed for 159 yards in the game. Quarterback Terry Wilson hit on 10 of 18 passes for 62 yards and a touchdown.

On defense, Yusuf Corker led UK with eight tackles and also forced a fumble. Jamin Davis, Brandin Echols, DeAndre Square and J.J. Weaver each had six tackles for the Cats.

Kentucky took the opening kickoff and quickly drove into Florida territory, getting three first downs along the way. But after a fourth-down conversion got the Cats into scoring position, Florida came up with a pair of sacks and the Cats were forced to punt.

Florida took over at its own 17-yard line and needed just six plays to cover 83 yards. The drive ended when quarterback Kyle Trask hit tight end Kyle Pitts for a 56-yard touchdown pass. Evan McPherson added the point after and the Gators led 7-0 with 6:03 to play in the first quarter.

On its second drive, Kentucky got another first down, but was again forced to punt. Florida took the ensuing possession and drove into Kentucky territory before the Cats created a turnover. Justin Shorter caught a pass from Trask but was immediately hit by Corker, who caused a fumble that was created by Square.

The Cats took over at the Florida 38. Wilson connected with Keaton Upshaw for a 13-yard gain, then the Cats went to the ground. Rushes by Rose, Wilson and Smoke got the Cats inside the Florida five. And on third and goal from the five, Wilson connected with Upshaw for a touchdown. Matt Ruffolo added the extra point and the game was tied 7-7 with 11:18 left in the first half.

UF punted on its next possession and the Cats took over at their own eight. The Cats proceeded to put together a very impressive drive, getting inside the Florida 10. The Gators defense stood tall and the Cats were forced into a 23-yard Ruffolo field goal, which was good, giving UK a 10-7 lead with 2:13 to play in the half.

Late in the first half, Kentucky was forced to punt from deep in its own territory. Kadarius Toney fielded the punt at midfield and returned it all the way for a touchdown. The PAT was good and Florida took a 14-10 lead with 42 seconds left in the half. That would be the halftime score.

Florida took the second half kickoff and covered 75 yards in just five plays. The Gators scored on a two-yard touchdown pass from Trask to Pitts and the PAT made it 21-10 Gators with 12:35 left in the third quarter.

UK punted on its next possession and Florida again drove the ball into Kentucky territory. But the Wildcats' defense got a stop and forced a 34-yard field goal, that McPherson converted, giving Florida a 24-10 lead with 5:58 to play in the third.

After an interception, Florida had a short field and it was Trask to Pitts again, this time for a seven-yard score and the PAT gave the Gators a 31-10 lead with 3:36 left in the third quarter.

Kentucky punted again on its next possession but then forced a Florida fumble and took over inside Florida territory. The third quarter would end during the possession with Florida leading 31-10.

On the first play of the fourth quarter, Kentucky faced a fourth-and-three. Wilson completed a pass to Rose, but he was stopped short of the first down marker and the Gators took over at their own 28.

UF would add a fourth-quarter field goal to provide the final margin of victory.



**SCORING SUMMARY**

Kentucky	0	10	0	0	10
Florida	7	7	17	3	34

1st 06:03 UF - Pitts,K. 56 yd pass from Trask,K. (McPherson,E. kick), 6-83 2:24 0 - 7  
 2nd 11:18 UK - Keaton Upshaw 4 yd pass from Terry Wilson (Matt Ruffolo kick), 6-38 3:33 7 - 7  
 02:13 UK - Matt Ruffolo 22 yd field goal, 14-87 7:24 10 - 7  
 00:42 UF - Toney,K. 50 yd punt return (McPherson,E. kick) 10 - 14  
 3rd 12:35 UF - Pitts,K. 2 yd pass from Trask,K. (McPherson,E. kick), 5-75 2:25 10 - 21  
 05:58 UF - McPherson,E. 34 yd field goal, 7-50 4:22 10 - 24  
 03:36 UF - Pitts,K. 7 yd pass from Trask,K. (McPherson,E. kick), 3-12 1:29 10 - 31  
 4th 08:18 UF - McPherson,E. 40 yd field goal, 7-32 3:04 10 - 34

**TEAM STATISTICS**

	UK	UF
First Downs	15	21
Rush Att./Net Rush	43/159	25/104
Passing C/A/I	10/19/3	26/32/0
Offensive Plays	62	57
Total Offense	221	418
Fumbles/Lost	0/0	2/2
Penalties/Yards	8/74	5/40
Punts/Average	5/43.6	2/45.5
Third-Down Conv.	2 of 13	3 of 9
Time of Possession	33:19	26:41

**INDIVIDUAL STATISTICS**

**RUSHING (ATT.-YD.-TD)**

UK - Rose 15-58, Smoke 14-47, Wilson 11-25, Ali 1-15, McClain 1-9, Gatewood 1-5  
 UF - Pierce 8-67, Davis 8-21, Jones 2-8, Wright 2-5, Trask 3-3, Clement 2-0

**PASSING (COMP-ATT-INT-YARDS-TD)**

UK - Wilson 10-18-2-62-1, Gatewood 0-1-1-0-0  
 UF - Trask 21-27-0-256-3, Jones 4-4-0-46-0, Toney 1-1-0-12-0

**RECEIVING (REC-YARDS-TD)**

UK - Ali 6-32, Upshaw 3-28-1, Rose 1-2  
 UF - Pitts 5-99-3, Wright 5-40, Pierce 4-19, Toney 3-38, Shorter 3-21, Wells 2-36, Grimes 2-11, Copeland 1-42, Davis 1-8

**TACKLES**

UK - Corker 8, Echols 6, Weaver 6, Square 6, Davis 6  
 UF - Houston 8, Davis 7, Slaton 7, Stiner 6, Diabate 6

end Justin Rigg, one for 36 yards and another for 21, got the Cats into scoring position. And Rose did the rest, taking it in from eight yards out for the touchdown. Ruffolo again added the PAT and the Cats led 17-3 with 10:30 left in the half.

On its next drive, South Carolina moved the ball into Kentucky territory before Yusuf Corker picked off a Luke Doty pass at the UK 36. But the Cats could do nothing with the possession and were forced to punt.

UK again took over at its own 39 with 4:40 left in the half. The Cats kept the ball on the ground, moving the ball into the South Carolina red zone. And on third-and-goal from the two, Rodriguez carried the pile into the end zone for his second touchdown of the game. Ruffolo added another PAT and the Cats led 24-3 with 1:14 to play in the half.

On USC's next possession, Doty fumbled and Wright made another recovery, giving the Cats the ball on the South Carolina 33 with 42 seconds left in the half. The Cats got a big completion to Allen Dailey Jr. on the first play of the drive, but it was called back due to a penalty. But South Carolina returned the favor with a pass interference on the next play, giving the Cats the ball at the 23 with 23 seconds to play in the half.

The Cats settled for a 41-yard field goal from Ruffolo, who nailed it, giving the Cats a 27-3 lead as the half expired.

In the second half, the Wildcats were able to add to their lead. Kentucky used 13 plays to cover 75 yards, capping it off with a one-yard touchdown rush by Wilson. Ruffolo's PAT made it 34-3 Cats with 7:28 left in the third quarter.

South Carolina got its first touchdown of the game on the next possession. Kevin Harris, who had 210 yards rushing in the game, took a handoff and went around left end for a 15-yard touchdown. White's PAT cut the UK lead to 34-10 with 5:21 to play in the third. That would be the score after three quarters.

The Gamecocks would score again on a 30-yard pass from Doty to Joyner with 5:12 left. And a two-point conversion made it 34-18, but South Carolina would get no closer. In fact, on the first play of the next drive, Rodriguez broke through the left side and scampered 79 yards for his third touchdown of the night. Ruffolo's PAT made it 41-18 with 4:56 to play.

**SCORING SUMMARY**

South Carolina	3	0	7	8	18
Kentucky	10	17	7	7	41

1st 05:41 UK - Matt Ruffolo 22 yd field goal, 12-75 5:20 0 - 3  
 04:19 UK - Chris Rodriguez 1 yd run (Matt Ruffolo kick), 2-26 0:28 0 - 10  
 01:45 SC - Parker White 47 yd field goal, 6-10 2:25 3 - 10  
 2nd 10:30 UK - Asim Rose 8 yd run (Matt Ruffolo kick), 5-81 2:01 3 - 17  
 01:14 UK - Chris Rodriguez 2 yd run (Matt Ruffolo kick), 7-39 3:26 3 - 24  
 00:00 UK - Matt Ruffolo 41 yd field goal, 4-10 0:42 3 - 27  
 3rd 07:28 UK - Terry Wilson 1 yd run (Matt Ruffolo kick), 13-75 7:32 3 - 34  
 05:21 SC - Kevin Harris 15 yd run (Parker White kick), 7-86 2:03 10 - 34  
 4th 05:12 SC - Dakereon Joyner 30 yd pass from Luke Doty (Nick Muse pass from Luke Doty), 9-90 3:27 18 - 34  
 04:56 UK - Chris Rodriguez 79 yd run (Matt Ruffolo kick), 1-79 0:12 18 - 41

**TEAM STATISTICS**

	SC	UK
First Downs	21	24
Rush Att./Net Rush	44/297	45/291
Passing C/A/I	12/27/1	17/26/0
Offensive Plays	71	71
Total Offense	404	492
Fumbles/Lost	4/3	1/0
Penalties/Yards	6/75	5/60
Punts/Average	3/43.7	4/45.0
Third-Down Conv.	4 of 14	5 of 14
Time of Possession	25:49	34:11

**INDIVIDUAL STATISTICS**

**RUSHING (ATT.-YD.-TD)**

UK - Rodriguez 14-139-3, Rose 14-101-1, Wilson 14-46-1, McClain 1-6  
 SC - Harris 21-210-1, Amos 12-60, Doty 10-29, Smith 1-(-2)

**PASSING (COMP-ATT-INT-YARDS-TD)**

UK - Wilson 17-26-0-201-0  
 SC - Doty 11-15-1-85-1, Kroeger 1-1-0-22-0, Smith 0-1-0-0

**RECEIVING (REC-YARDS-TD)**

UK - Ali 5-35, Rigg 3-72, Dailey 3-31, Epps 2-8, Rose 1-26, Rodriguez 1-12, Upshaw 1-11, Drennen 1-6  
 SC - Joyner 4-43-1, Smith 3-28, Amos 2-8, Harris 1-17, Brooks 1-11, White 1-0

**TACKLES**

UK - Davis 10, Watson 8, Corker 6, Robinson 6  
 SC - Staley 9, Webb 8, Sanders 5, Pickens 5

**10** **KENTUCKY 41, SOUTH CAROLINA 18**  
**DEC. 5, 2020 • LEXINGTON, KY.**  
**KROGER FIELD (12,000)**



Chris Rodriguez Jr. rushed 14 times for 139 yards and three touchdowns as Kentucky closed out the regular season by beating South Carolina 41-18 at Kroger Field.

Asim Rose also went over 100 yards, also rushing 14 times for 101 yards and a score. Quarterback Terry Wilson connected on 17 of his 26 passes for 201 yards and also rushed 14 times for 46 yards and a touchdown in the game.

South Carolina took the opening possession and marched into UK territory. And on third down, the Gamecocks appeared to score on a touchdown pass. However, the play

was called back for holding and the Gamecocks had to settle for a 38-yard field goal attempt. But Parker White pushed the kick right and the game remained scoreless.

Kentucky took the ball and drove into South Carolina territory with a nice mix of passing and running plays. On fourth-and-three from the South Carolina 25, Wilson hit Josh Ali on an out pattern for a first down, getting the Cats inside the 10. But the Cats could not get in the end zone and settled for a 22-yard field goal that Matt Ruffolo converted, giving UK a 3-0 lead with 5:41 left in the first quarter.

On its next possession, South Carolina faced a second and five, but Zaquandre White was stripped by UK's Jordan Wright, who also recovered the fumble and took it to the South Carolina 26. From there, Rose rushed 25 yards to the one yard line, then Chris Rodriguez Jr. took it in for the touchdown. Ruffolo added the PAT at Kentucky led 10-0 with 4:19 left in the first.

South Carolina got on the board later in the first quarter. The Gamecocks started at the Kentucky 40 thanks to a 52-yard kickoff return from Dakereon Joyner. But the drive stalled and the Gamecocks settled for a 47-yard field goal that White converted to cut the lead to 10-3 with 1:45 left in the first.

After the teams exchanged punts, Kentucky took the ball on its own 19 and quickly moved the ball down the field. A pair of completions from Wilson to tight





11

KENTUCKY 23, N.C. STATE 21

JAN. 2, 2021 • JACKSONVILLE, FLA.  
TIAA BANK FIELD (10,422)



Asim Rose rushed for 148 yards on 12 carries and Kentucky rushed for 281 yards as a team as the Cats topped No. 23 N.C. State 23-21 in the TaxSlayer Gator Bowl at TIAA Bank Field.

The win was Kentucky's third straight in the postseason, following a win over Penn State in the Citrus Bowl following the 2018 season and a win over Virginia Tech in the Belk Bowl last season.

Chris Rodriguez Jr. also had a big day on the ground, carrying 17 times for 84 yards and two touchdowns.

Kavosiey Smoke had 45 yards on nine rushes.

Quarterback Terry Wilson connected on 12 of 20 through the air for 99 yards and rushed six times for 14 yards for the Cats.

On defense, Jamin Davis was huge in this game, as he has been all season. Davis had 13 tackles, including a half tackle for loss and an interception, one of three UK picks in the win.

Kentucky (5-6) took the opening drive and controlled the ball for nine minutes, running 16 plays on the game's first possession. The drive featured nine runs and six passes as the Cats kept the Wolfpack off balance, eventually getting inside the N.C. State 10. But the drive stalled and the Cats settled for a 25-yard field goal by Matt Ruffolo. That field goal gave the Cats a 3-0 lead with 6:00 left in the first quarter.

The Wolfpack started their first drive at their own 41 yard line. After getting one first down, quarterback Bailey Hockman was intercepted by UK's Brandin Echols, who returned it to the UK 43.

UK took over with 4:29 left in the first and went back to the ground, getting a first down on the drive's first play on a 12-yard Smoke carry. The Cats would eventually face a fourth-and-1 from the N.C. State 29, but Rodriguez was stopped and the Wolfpack took over with 2:02 still remaining in the first.

N.C. State (8-4) would not do anything with the possession, which ended with Hockman being sacked by Davis and Josh Paschal. The Wolfpack would punt and Kentucky got the ball with four seconds left in the first. The Cats would lead 3-0 after 15 minutes of play.

After the teams exchanged punts, Kentucky mounted another drive into N.C. State territory, keyed by a 47-yard run from Rose, who was named the game MVP. Smoke carried the ball 18 yards to the N.C. State four and Rodriguez took it in from there for the game's first touchdown. Ruffolo added the PAT and Kentucky led 10-0 with 6:23 to play in the first half.

N.C. State would string together its best drive of the half with its next possession. The Wolfpack covered 52 yards and got into UK territory, but the Kentucky defense held and forced a 40-yard field goal attempt from Christopher Dunn, but the kick was blocked by UK's Tyrell Ajian.

Kentucky took over with 1:23 to play in the half and the Cats quickly got into scoring position. Rose rushed for 31 yards on the first play of the drive, followed by a 17-yard completion from Wilson to Allen Dailey Jr. The Cats would get inside the NCSU five where Wilson connected with Dailey for an apparent touchdown. But an illegal formation penalty negated the touchdown and the Cats would settle for a 25-yard Ruffolo field goal to take a 13-0 lead with two seconds left in the half. The Cats would take that lead into the break.

N.C. State got the ball to start the third quarter and drove it into Kentucky territory. The Wolfpack went 43 yards in 11 plays, but an unsportsmanlike conduct penalty pushed the Wolfpack back and Dunn missed a 42-yard field goal.

After a Kentucky punt, N.C. State drove again, getting inside the Kentucky 10 yard line. The Wolfpack would face a fourth-and-six from the UK nine when Hockman hit C.J. Riley for the touchdown. Dunn added the PAT and UK's lead was cut to 13-7 with 2:56 left in the third quarter. The third quarter would end with that score.

In the fourth quarter, after a Kentucky punt, Yusuf Corker picked off a Hockman pass, giving UK the ball at the NCSU 37. From there, the Cats kept it on the ground, with Rodriguez rushing for five and seven yards, then Rose carrying 27 yards to the Wolfpack three yard line. But the Cats could not punch it in and were forced into a 20-yard field goal, that Ruffolo converted, and UK led 16-7 with 5:45 to play.

On the ensuing drive, Kentucky was penalized 30 yards on the kickoff return, giving N.C. State the ball at the UK 37. Three plays later, the Wolfpack's Zonovan

Knight took it in from 13 yards out. Dunn's PAT made it 16-14 Cats with 4:46 to play.

The Cats were forced to punt on their next possession and N.C. State took over at their own 20. On the first play of the drive, Hockman was picked off when DeAndre Square tipped the ball and Davis intercepted the pass and returned it to the Wolfpack 26. On the first play of the UK drive, Rodriguez took it to the house, his second touchdown of the day. Ruffolo added the PAT and the Cats led 23-14 with 2:51 to play.

N.C. State would not give up. The Wolfpack covered 65 yards in seven plays and just 1:41 off the clock. Jordan Houston finished the drive with a two-yard touchdown rush and Dunn made the PAT to make it 23-21 Cats with 1:10 to play.

The Wolfpack would try an onside kick but Dailey would recover and Kentucky took over at the N.C. State 49. From there, the Cats would kneel three times to seal the victory.

SCORING SUMMARY

N.C. State	0	0	7	14	21
Kentucky	3	10	0	10	23

- 1st 06:00 UK - Matt Ruffolo 25 yd field goal, 16-68 9:00 0 - 3
- 2nd 06:23 UK - Chris Rodriguez 4 yd run (Matt Ruffolo kick), 6-79 2:39 0 - 10
- 00:02 UK - Matt Ruffolo 26 yd field goal, 7-69 1:21 0 - 13
- 3rd 02:56 ST - Riley, C.J. 9 yd pass from Hockman, B. (Dunn, C. kick), 13-76 6:12 7 - 13
- 4th 05:45 UK - Matt Ruffolo 20 yd field goal, 7-40 3:09 7 - 16
- 04:46 ST - Knight, Z. 13 yd run (Dunn, C. kick), 3-37 0:54 14 - 16
- 02:55 UK - Chris Rodriguez 26 yd run (Matt Ruffolo kick), 1-26 0:07 14 - 23
- 01:10 ST - Houston, J. 2 yd run (Dunn, C. kick), 7-65 1:41 21 - 23

TEAM STATISTICS

	ST	UK
First Downs	19	19
Rush Att./Net Rush	26/50	47/288
Passing C/A/I	27/40/3	13/21/0
Offensive Plays	66	68
Total Offense	318	380
Fumbles/Lost	2/0	1/0
Penalties/Yards	7/45	10/103
Punts/Average	3/47.0	5/40.4
Third-Down Conv.	5 of 12	3 of 13
Time of Possession	25:53	34:07

INDIVIDUAL STATISTICS

RUSHING (ATT.-YD.-TD)

UK - Rose 12-148, Rodriguez 17-84-2, Smoe 9-47, Wilson 6-14  
ST - Knight 12-52-1, Houston 5-14-1, Person 6-8, Hockman 3-(-24)

PASSING (COMP-ATT-INT-YARDS-TD)

UK - Wilson 13-21-0-92-0  
ST - Hockman 27-40-3-268-1

RECEIVING (REC-YARDS-TD)

UK - Ali 5-11, Epps 3-23, Upshaw 2-25, Dailey 1-17, Oliver 1-8, Rigg 1-8  
ST - Emezie 5-44, Houston 5-26, Thomas 3-46, Riley 3-38, Carter 3-35, Rooks 2-41, Lesane 2-25, Pennix 2-6, Person 1-5, Autenrieth 1-2

TACKLES

UK - Davis 13, Ajian 7, Echols 7, Valentine 6, Tisdale 6  
ST - Duffy 13, Harris 11, Moore 9, Scott 7







## ALPHABETICAL ROSTER

94	Abule Abadi-Fitzgerald	DT
53	R.J. Adams	OG
23	Tyrell Ajian	DB
6	Josh Ali	WR
11	Beau Allen	QB
91	Sam Anaele	OLB
63	Alex Bascom	DT
64	Richard Bascom	DT
80	Brenden Bates	TE
98	Isaiah Beasley	DL
42	Marquez Bembry	ILB
24	Zac Berezowitz	DB
95	Quinton Bohanna	NG
32	Jamari Brown	DB
45	Jase Bruner	ILB
74	Ryan Bryant	OG
56	Deondre Buford	OT
6	Jared Casey	ILB
35	Kaleb Cheek	WR
29	Yusuf Corker	DB
62	Tyler Couch	C
75	Eli Cox	OG
82	Tae Tae Crumes	WR
84	Izayah Cummings	WR
89	Allen Dailey Jr.	WR
44	Jamin Davis	ILB
16	Torrance Davis	ILB
51	Cade Degraw	LS
17	Patrick Delahunty	QB
30	Taj Dodson	DB
3	Cedrick Dort Jr.	DB
61	Austin Dotson	OT
11	Moses Douglass	DB
30	Ben Drake	DB
5	Mike Drennen II	WR
93	Max Duffy	P
26	Brandin Echols	DB
31	Darren Edmond	WR
46	Braxton Eiserman	ILB
81	Isaiah Epps	WR
77	Jeremy Flax	OL
79	Luke Fortner	OG
34	Anthony Gangi Jr.	WR
2	Joey Gatewood	QB
34	Jalen Geiger	DB
96	Isaiah Gibson	DE
48	Cody Goatley	ILB
94	Colin Goodfellow	P
43	Darren Green	OLB
45	Manny Harper	WR
86	DeMarcus Harris	WR
69	Collin Hartmann	DE
19	Akeem Hayes	WR
99	Josaih Hayes	DL
40	Jackson High	ILB
68	Kenneth Horsey	OG
92	Phil Hoskins	DT
35	Rickey Hyatt Jr.	DB
56	D'Eryk Jackson	ILB
52	Drake Jackson	C
40	Wes Johnson	WR
28	Zach Johnson	DB
72	Josh Jones	OL
70	Darian Kinnard	OT
49	Shawn Lawson	OLB

## NUMERICAL ROSTER

1	Kelvin Joseph	DB	6-1	192	So-Tr	Baton Rouge, La. (LSU/Scotlandville Magnet)
2	Joey Gatewood	QB	6-5	221	So-Tr	Jacksonville, Fla. (Auburn/Bartram Trail)
3*	Cedrick Dort Jr.	DB	5-11	182	Jr-2L	Palmdale, Calif. (Dwyer)
3*	Terry Wilson	QB	6-3	202	Sr-2L	Oklahoma City, Okla. (Garden City CC/Oregon/Del City)
4	Joshua Paschal	DE	6-3	278	Jr-3L	Prince George's County, Md. (Our Lady of Good Counsel)
5*	Mike Drennen II	WR	5-11	190	Fr-HS	Hilltop, Ohio (Coffman)
5*	DeAndre Square	ILB	6-1	224	Jr-2L	Detroit, Mich. (Cass Tech)
6*	Josh Ali	WR	6-0	193	Sr-3L	Hollywood, Fla. (Chaminade-Madonna)
6*	Jared Casey	ILB	6-3	221	Fr-RS	Louisville, Ky. (Ballard)
7	Vito Tisdale	S	6-1	200	Fr-HS	Bowling Green, Ky. (Bowling Green)
8	Octavious Oxendine	DB	6-1	318	Fr-HS	Radcliff, Ky. (North Hardin)
9	Davonte Robinson	DT	6-2	213	Sr-2L	Lexington, Ky. (Henry Clay)
10	"A.J." Rose Jr.	RB	6-1	214	Sr-3L	Cleveland, Ohio (Garfield Heights)
11*	Moses Douglass	DB	6-2	199	Fr-RS	Springfield, Ohio (Springfield)
11*	Beau Allen	QB	6-2	207	Fr-HS	Lexington, Ky. (Lexington Catholic)
12*	Chance Poore	K	6-2	208	So-1L	Anderson, S.C. (Westside)
12*	Sawyer Smith	QB	6-3	221	Sr-1L	Cantonment, Fla. (Troy/Tate)
13*	Earnest Sanders IV	WR	6-1	216	Fr-HS	Beecher, Mich. (Beecher)
13*	J.J. Weaver	OLB	6-5	241	Fr-RS	Louisville, Ky. (Moore Traditional)
14*	Carrington Valentine	DB	6-0	200	Fr-HS	Cincinnati, Ohio (Moeller)
15*	Johnathan Mosley	QB	6-1	200	Fr-HS	Naperville, Ill. (Jupiter - Fla.)
15*	Jordan Wright	OLB	6-5	233	Jr-2L	Fort Lauderdale, Fla. (Dillard)
16*	Torrance Davis	ILB	6-2	220	Fr-HS	Cleveland, Ohio (Garfield Heights)
16*	Nik Scalzo	QB	6-0	178	Fr-RS	Fort Lauderdale, Fla. (Cardinal Gibbons)
17*	Patrick Delahunty	QB	6-0	198	So-Sq	Cleveland, Ohio (Saint Ignatius)
17*	JuTahn McClain	RB	5-9	187	Fr-HS	Fairfield, Ohio (Fairfield)
18	Clevan Thomas Jr.	WR	5-11	193	Jr-2L	Miami, Fla. (Charles W. Flanagan)
19	Akeem Hayes	WR	5-8	155	So-Sq	Hollywood, Fla. (Chaminade-Madonna)
20	Kavosiey Smoke	RB	5-9	201	So-1L	Wetumpka, Ala. (Wetumpka)
21	Quandre Mosely	DB	6-2	185	Sr-1L	Brunswick, Ga. (Eastern Arizona CC/Glynn Academy)
22	Chris Oats	ILB	6-3	232	Jr-2L	Cincinnati, Ohio (Winton Woods)
23*	Tyrell Ajian	DB	6-0	190	Jr-2L	Mansfield, Ohio (Madison Comprehensive)
24*	Zac Berezowitz	DB	6-0	178	Jr-Sq	Lexington, Ky. (Henry Clay)
24*	Chris Rodriguez Jr.	RB	5-11	224	So-1L	McDonough, Ga. (Ola)
25	Brett Slusher	WR	6-2	200	Sr-2L	Fort Mitchell, Ky. (Beechwood)
26	Brandin Echols	DB	5-11	178	Sr-1L	Southaven, Miss. (Northwest Mississippi CC/Southaven)
27*	Joel Williams	DB	6-1	204	Fr-HS	Baton Rouge, La. (Madison Prep Academy)
28*	Zach Johnson	DB	5-10	193	Sr-3L	Cincinnati, Ohio (Colerain)
28*	Rahsaan Lewis	WR	5-11	180	So-Tr	Orlando, Fla. (Florida Atlantic/UCF/Windermere Prep)
29*	Yusuf Corker	DB	6-0	197	Jr-2L	McDonough, Ga. (Woodland)
30*	Taj Dodson	DB	6-1	198	Fr-RS	Union City, Ga. (Creekside)
30*	Ben Drake	DB	6-1	199	So-Sq	Charlottesville, Va. (Monticello)
31*	Darren Edmond	WR	5-11	195	Jr-Sq	Norman, Okla. (Paul Laurence Dunbar - Ky.)
31*	Boogie Watson	OLB	6-3	244	Sr-3L	Brandywine, Md. (Bishop McNamara)
32*	Tyler Markray	RB	5-10	220	So-Sq	West Bloomfield, Mich. (Walled Lake Central)
32*	Jamari Brown	DB	6-1	201	So-1L	Sunrise, Fla. (Blanche Ely)
33	Travis Tisdale	RB	5-9	173	Fr-RS	Andrews, S.C. (Lowndes - Ga.)
34*	Anthony Gangi Jr.	WR	5-10	195	Fr-HS	Long Island, N.Y. (American Heritage - Fla.)
34*	Jalen Geiger	DB	6-1	195	Fr-RS	Columbia, S.C. (Spring Valley)
35*	Kaleb Cheek	WR	5-10	190	Fr-HS	Asheboro, N.C. (Asheboro)
35*	Rickey Hyatt Jr.	DB	6-2	203	Fr-HS	Columbus, Ohio (Central)
37*	Luke Leeper	WR	5-11	196	Fr-HS	Louisville, Ky. (Christian Academy of Louisville)
37*	Andru Phillips	DB	5-11	180	Fr-HS	Mauldin, S.C. (Mauldin)
38	William Nalty	ILB	6-0	220	Sr-Sq	Metairie, La. (Metairie Park Country Day)
39*	Tyler Malin	ILB	6-1	209	Fr-HS	Westlake, Ohio (Westlake)
39*	Dillon Wheatley	FB	6-1	211	Jr-Sq	Richmond, Ky. (Pikeville/Lexington Christian)
40*	Jackson High	ILB	5-11	240	Sr-Sq	Union, Ky. (Ryle)
40*	Wes Johnson	WR	6-1	208	Sr-Sq	Louisville, Ky. (Rollins College/North Oldham)
42	Marquez Bembry	ILB	6-3	232	Jr-Sq	Stone Mountain, Ga. (Jones County JC/Mount Vernon Presbyterian)
43	Darren Green	OLB	6-1	218	Fr-HS	Vine Grove, Ky. (North Hardin)
44	Jamin Davis	ILB	6-4	234	Jr-2L	Ludowici, Ga. (Long County)
45*	Manny Harper	WR	5-8	198	Jr-Sq	Louisville, Ky. (Waggener)
45*	Jase Bruner	ILB	6-2	232	Fr-HS	Science Hill, Ky. (Somerset)
46	Braxton Eiserman	ILB	6-1	212	So-Sq	Jackson, Ky. (Breathitt County)
47	K.D. McDaniel	OLB	6-2	250	Fr-RS	Tifton, Ga. (Tift County)
48*	Jack Varga	FB	5-11	235	So-Sq	Louisville, Ky. (St. Xavier)
48*	Cody Goatley	ILB	6-2	218	Fr-HS	Mayfield, Ky. (Graves County)
49	Shawn Lawson	OLB	6-3	232	Jr-Sq	Jonesboro, Ga. (Jonesboro)



37	Luke Leeper	WR
78	Nick Lewis	OT
28	Rahsaan Lewis	WR
93	Qua Mahone	DT
39	Tyler Malin	ILB
32	Tyler Markray	RB
50	Marquan McCall	NG
17	JuTahn McClain	RB
47	K.D. McDaniel	OLB
54	Jordan Morrow	LS
21	Quandre Mosely	DB
15	Johnathan Mosley	QB
38	William Nalty	ILB
73	Matthew Napier	OT
22	Chris Oats	ILB
87	Nik Ognenovic	TE
85	Bryce Oliver	WR
8	Octavious Oxendine	DT
4	Joshua Paschal	DE
55	Clay Perry	LS
37	Andru Phillips	DB
12	Chance Poore	K
76	Jake Pope	OT
83	Justin Rigg	TE
9	Davonte Robinson	DB
24	Chris Rodriguez Jr.	RB
52	Justin Rogers	DL
10	"A.J." Rose Jr.	RB
96	Matt Ruffolo	K
90	Tre'vonn Rybka	DL
13	Earnest Sanders IV	WR
16	Nik Scalzo	QB
25	Brett Slusher	WR
12	Sawyer Smith	QB
20	Kavosiey Smoke	RB
5	DeAndre Square	ILB
18	Clevan Thomas Jr.	WR
33	Travis Tisdale	RB
7	Vito Tisdale	S
88	Keaton Upshaw	TE
14	Carrington Valentine	DB
48	Jack Varga	FB
97	Graham Wald	K
66	Naasir Watkins	OT
31	Jamar "Boogie" Watson	OLB
13	J.J. Weaver	OLB
39	Dillon Wheatley	FB
27	Joel Williams	DB
60	Quintin Wilson	C
3	Terry Wilson	QB
15	Jordan Wright	OLB
71	John Young	OT
67	Landon Young	OT

50	Marquan McCall	NG	6-3	379	Jr-2L
51	Cade Degraw	LS	5-11	210	So-Sq
52*	Drake Jackson	C	6-2	292	Sr-3L
52*	Justin Rogers	DL	6-3	336	Fr-HS
53	R.J. Adams	OG	6-3	330	Fr-HS
54	Jordan Morrow	LS	6-1	224	So-Sq
55	Clay Perry	LS	6-0	203	Fr-HS
56*	D'Eryk Jackson	ILB	6-1	245	Fr-HS
56*	Deondre Buford	OT	6-3	295	Fr-HS
60	Quintin Wilson	C	6-1	294	So-1L
61	Austin Dotson	OT	6-6	313	Jr-2L
62	Tyler Couch	C	6-1	258	Jr-Sq
63	Alex Bascom	DT	6-5	272	So-Sq
64	Richard Bascom	DT	6-5	269	So-Sq
66	Naasir Watkins	OT	6-5	305	Jr-2L
67	Landon Young	OT	6-7	321	Sr-3L
68	Kenneth Horsey	OG	6-3	300	So-1L
69	Collin Hartmann	DE	6-4	262	Jr-Sq
70	Darian Kinnard	OT	6-5	345	Jr-2L
71	John Young	OT	6-6	302	Fr-HS
72	Josh Jones	OL	6-6	336	Fr-HS
73	Matthew Napier	OT	6-6	343	Jr-Sq
74	Ryan Bryant	OG	6-5	292	So-Sq
75	Eli Cox	OG	6-4	293	Fr-RS
76	Jake Pope	OT	6-7	291	Fr-RS
77	Jeremy Flax	OL	6-6	356	So-JC
78	Nick Lewis	OT	6-9	320	So-1L
79	Luke Fortner	OG	6-6	300	Sr-3L
80	Brenden Bates	TE	6-4	248	So-1L
81	Isaiah Epps	WR	6-2	189	Jr-2L
82	Tae Tae Crumes	WR	6-1	192	Fr-RS
83	Justin Rigg	TE	6-6	263	Sr-3L
84	Izayah Cummings	WR	6-3	228	Fr-HS
85	Bryce Oliver	WR	6-1	215	So-1L
86	DeMarcus Harris	WR	6-1	183	Fr-RS
87	Nik Ognenovic	TE	6-5	249	Fr-RS
88	Keaton Upshaw	TE	6-6	245	So-1L
89	Allen Dailey Jr.	WR	6-3	208	Jr-2L
90	Tre'vonn Rybka	DL	6-4	310	Fr-HS
91	Sam Anaele	OLB	6-4	275	Fr-HS
92	Phil Hoskins	DT	6-5	315	Sr-2L
93*	Max Duffy	P	6-1	190	Sr-2L
93*	Qua Mahone	DT	6-3	295	So-1L
94*	Colin Goodfellow	P	6-2	233	Sr-Sq
94*	Abule Abadi-Fitzgerald	DT	6-6	296	Jr-1L
95	Quinton Bohanna	NG	6-4	357	Sr-3L
96*	Matt Ruffolo	K	5-11	205	Sr-1L
96*	Isaiah Gibson	DE	6-3	302	Fr-RS
97	Graham Wald	K	6-0	170	Fr-HS
98	Isaiah Beasley	DL	5-11	262	Fr-HS
99	Josaih Hayes	DL	6-3	314	Fr-HS

Detroit, Mich. (Oak Park)
Lake Cormorant, Miss. (Lake Cormorant)
Versailles, Ky. (Woodford County)
Detroit, Mich. (Oak Park)
Woodbridge, Va. (Woodbridge Senior)
Louisville, Ky. (St. Xavier HS)
Upton, Ky. (Central Hardin)
Dublin, Ga. (West Laurens)
Detroit, Mich. (Martin Luther King)
Cincinnati, Ohio (Turpin)
Belfry, Ky. (Belfry)
Paintsville, Ky. (Paintsville)
Louisville, Ky. (St. Xavier)
Louisville, Ky. (St. Xavier)
Laurel, Md. (Our Lady of Good Counsel)
Lexington, Ky. (Lafayette)
Sanford, Fla. (Sanford Seminole)
Somerset, Ky. (Somerset)
Knoxville, Tenn. (Saint Ignatius - Ohio)
Louisville, Ky. (Christian Academy)
Columbus, Ga. (Central-Phenix City - Ala.)
Nicholasville, Ky. (East Jessamine)
Ashland, Ky. (Ashland Blazer)
Nicholasville, Ky. (West Jessamine)
Fort Lauderdale, Fla. (St. Thomas Aquinas)
Detroit, Mich. (Independence CC/Robichaud)
Jacksonville, Fla. (The Bolles School)
Sylvania, Ohio (Sylvania Northview)
Cincinnati, Ohio (Archbishop Moeller)
Jenks, Okla. (Jenks)
Louisville, Ky. (Butler)
Springboro, Ohio (Springboro)
Louisville, Ky. (Male)
Fort Lauderdale, Fla. (Dillard)
Vero Beach, Fla. (Vero Beach)
Fort Lauderdale, Fla. (Cardinal Gibbons)
Lima, Ohio (Lima Senior)
Pinson, Ala. (Pinson Valley)
Dickson, Tenn. (Dickson County)
Miami, Fla. (McDougle Technical Institute)
Toledo, Ohio (Highland CC/Whitmer)
Perth, Australia (Curtin Univ./Kent Street)
Jordan City, Ga. (Manchester)
Cleveland, Ohio (Saint Ignatius)
Lakeland, Fla. (Victory Christian Academy)
Cordova, Tenn. (Cordova)
Centerville, Ohio (Archbishop Alter)
Springfield, Ohio (Springfield)
Lexington, Ky. (Henry Clay)
Radcliff, Ky. (North Hardin)
Horn Lake, Miss. (Horn Lake)

## PRONUNCIATION GUIDE

Abule (**ah-BOO-lay**) Abadi (**ah-BODY**) Fitzgerald  
 Sam Anaele (**ah-NEL-lee**)  
 Tyrell Ajan (**a-jun**)  
 Zac Berezowitz (**BREZ-o-wits**)  
 Yusuf (**YOU-suf**) Corker  
 Jamin (**JAY-min**) Davis  
 Taj (**same as "Taj Mahal"**) Dodon  
 Jalen Geiger (**GI-ger**)  
 Josaih (**joe-SIGH-uh**) Hayes  
 D'Eryk (**dee-ERIC**) Jackson

Qua (**quay**) Mahone  
 JuTahn (**Juh-TAWN**) McClain  
 Quandre (**QUAN-dray**) Mosley  
 Nik Ognenovic (**Oh-GEN-oh-vick**)  
 Davonte (**da-VON-tay**) Robinson  
 Tre'vonn (**TREY-vaughn**) Rybka (**RIB-ka**)  
 Kavosiey (**kah-VAH-see-ay**) Smoke  
 Clevan (**clee-VAN – like the van you drive**) Thomas  
 Naasir (**nah-SEER**) Watkins



WHEN WAS THE LAST TIME KENTUCKY ...

**Scored 40 points: 41 vs. South Carolina, Dec. 5, 2020**  
 Scored 50 points: 50 vs. UT Martin, Nov. 23, 2019  
 Scored 60 points: 62 vs. New Mexico State, Sept. 17, 2016  
 Scored 70 points: 77 vs. Texas El-Paso, Sept. 7, 2002  
 Scored 80 points: 83 vs. North Dakota, Nov. 18, 1950  
 Shut Out an Opponent: vs. Miami (42-0), Sept. 5, 2009  
**Shut Out an Opponent in the 1st half: vs. NC State, Jan. 2, 2021 (Gator Bowl)**  
 Shut Out an SEC Opponent in the 1st half in consecutive games:  
 at Georgia, Oct. 19, and vs. Missouri, Oct. 26, 2019  
**Did Not Allow an Offensive Point: vs. Miss. State, Oct. 10, 2020 (24-2 win)**  
 Game is scoreless at the half: at Georgia, Oct. 19, 2019  
**Shut Out an Opponent in the 2nd half: at Tennessee, Oct. 17, 2020**  
**Scored a TD on first series: vs. Vanderbilt, Nov. 14, 2020**  
 Scored on first play from scrimmage of game: at Louisville, Nov. 26, 2016  
**Had 25 First Downs: 26 vs. Ole Miss, Oct. 3, 2020**  
 Had 30 First Downs: 30 at Vanderbilt, Nov. 16, 2019  
**Had 250 yards rushing: 288 vs. NC State, Jan. 2, 2021 (Gator Bowl)**  
**Had 300 yards rushing: 308 vs. Vanderbilt, Nov. 14, 2020**  
**Had 400 yards rushing: 408 vs. Ole Miss, Oct. 3, 2020**  
 Had 500 yards rushing: 517 vs. Louisville, Nov. 30, 2019 (SCHOOL RECORD)  
 Had consecutive 400-yard rushing games: 401 at Vanderbilt (11/16/19), 462 vs. UT Martin (11/23/19) and 517 vs. Louisville (11/30/19)  
 Had below 50 yards rushing: 48 vs. Florida, Sept. 28, 2013  
 Had 300 yards passing: 352 at Louisville, Nov. 26, 2016  
 Had 400 yards passing: 401 vs. Mississippi State, Oct. 25, 2014  
**Had below 50 yards passing: 47 at Missouri, Oct. 24, 2020**  
 Had 300 yards rushing and passing: (381/311) vs. New Mexico St., Sept. 17, 2016  
**Had 500 yards total offense: 559 vs. Ole Miss, Oct. 3, 2020**  
 Had 600 yards total offense: 601 at Louisville, Nov. 24, 2018  
**Had below 200 yards total offense: 179 at Alabama, Nov. 21, 2020**  
**Held opp. below 100 yards rushing: 20, vs. Miss. State, Oct. 10, 2020**  
**Held opp. below 50 yards rushing: 50, vs. NC State, Jan. 2, 2021 (Gator Bowl)**  
**Held opp. below 50 yards rushing: 50, vs. NC State, Jan. 2, 2021 (Gator Bowl)**  
 Held opp. below 100 yards passing: 35, at Georgia, Oct. 19, 2019  
 Held opponent below 200 yards total offense: 198 at Vanderbilt, Nov. 16, 2019  
 Held opp. below 100 yards total offense: 91 vs. Vanderbilt, Nov. 16, 1996  
 Recorded a safety: vs. UT Martin, Nov. 23, 2019  
 Recorded zero penalties: vs. Auburn, Oct. 17, 2009  
 Had a player with 30 rush attempts: 34 by Lynn Bowden Jr. vs. Virginia Tech (Belk Bowl), Dec. 31, 2019  
**Had a player rush for 100 yards: A.J. Rose (148) vs. NC State, Jan. 2, 2021 (Gator Bowl)**  
**Had two players rush for 100 yards: Chris Rodriguez Jr. (139), A.J. Rose(101) vs. South Carolina, Dec. 5, 2020**  
**Had three players rush for 100 yards: Chris Rodriguez Jr. (133), Terry Wilson (129), A.J. Rose(117) vs. Ole Miss; Oct. 3, 2020 (ONLY TIME AT UK)**  
 Had 2 players rush for 175 yards or more: Benny Snell (192) and Boom Williams (182) vs. Missouri, Oct. 29, 2016  
 Had 2 players rush for 100 yards or more in consecutive games: Christopher Rodriguez Jr. and Lynn Bowden Jr. at Vanderbilt (11/16/19); Bowden and A.J. Rose vs. UT Martin (11/23/19), Bowden and Rodriguez Jr. vs. Louisville (11/30/19)  
**Had a player rush for 100 yards in consecutive games: A.J. Rose (101 vs. South Carolina, 12/5/20, 148 vs. NC State, 1/2/21 [Gator Bowl])**  
 Had a player rush for 100 yards in 3 consecutive games: Lynn Bowden Jr. (2019)  
 Had player rush for 100 yards in four consecutive games: Lynn Bowden Jr. (2019)  
 Had player rush for 100 yards in five consecutive games: Lynn Bowden Jr. (2019)  
 Had a true freshman rush for 100 yards: 152 by Benny Snell vs. Austin Peay, Nov. 19, 2016  
 Had a player rush for 200 yards: 233 by Lynn Bowden Jr. vs. Virginia Tech (Belk Bowl), Dec. 31, 2019  
 Had 4 players with 50+ yards rushing in the same game: 4 vs. UT Martin, Nov. 23, 2019  
**Had a player with 3 rushing touchdowns: 3 by Chris Rodriguez Jr. vs. South Carolina, Dec. 5, 2020**  
 Had a player with 50 pass attempts: 60 by Maxwell Smith, vs. WKU, Sept. 15, 2012  
 Had a player with 60 pass attempts: 60 by Maxwell Smith, vs. WKU, Sept. 15, 2012

Had a player with 30 pass completions: 37 by Maxwell Smith, vs. WKU, Sept. 15, 2012  
 Had a player with 300 passing yards: 338 by Stephen Johnson, at Louisville, Nov. 26, 2016  
 Had 2 players pass for 100 yards: Maxwell Smith (109), Jalen Whitlow (105) vs. Louisville, Sept. 14, 2013  
 Had a player with 3 or more touchdowns passes: 3 by Terry Wilson, at Louisville, Nov. 24, 2018  
 Had a player with 2 passing touchdowns and 2 rushing touchdowns: Patrick Towles, vs. Mississippi State, Oct. 25, 2014  
 Had a player with 10+ receptions: 13 by Lynn Bowden Jr. at Missouri, Oct. 27, 2018  
 Had a player with 100 yards receiving: 129 by Lynn Bowden Jr., at Mississippi State, Sept. 21, 2019  
 Had a player with consecutive 100-yard receiving games: Jeff Badet, 2 (10/22-10/29/16)  
 Had 2 players with 100 yards receiving: 116 by Matt Roark and 102 by La’Rod King, vs. Ole Miss, Nov. 5, 2011  
 Had a player with 3 touchdown receptions: 3 by C.J. Conrad vs. New Mexico State, Sept. 17, 2016  
 Had a player with 100 rushing and 100 receiving yards in the same game: Rafael Little (132 rushing, 114 receiving) vs. Vanderbilt, Nov. 11, 2006  
**Had a 100-yard passer and a 100-yard rusher in the same game: Terry Wilson (151 passing, 129 rushing) vs. Ole Miss; Oct. 3, 2020**  
 Had a 100-yard rusher and a 100-yard receiver in the same game: A.J. Rose (105 rush), Lynn Bowden Jr. (129 receiving), at Miss. State, Sept. 21, 2019  
 Had a player score a TD by rushing and receiving in the same game: Boom Williams vs. Missouri, Oct. 29, 2016  
 Had a player throw a TD pass and score a rushing and receiving TD in the same game: Randall Cobb vs. Auburn, Oct. 9, 2010  
 Had a player throw at least two TD passes and score a rushing TD in consecutive games: Patrick Towles in 2015  
 Had a player throw a TD pass, score a receiving TD and score on a punt return for a TD in the same game: Randall Cobb vs. WKU, Sept. 11, 2010  
 Had a player return a kickoff for a TD: Derrick Locke (100 yards) vs. Louisville, Sept. 19, 2009  
 Had a player return a punt for a TD: Lynn Bowden Jr. (58 yards) vs. Penn State, Jan. 1, 2019 (Citrus Bowl)  
**Had a player return an interception for a TD: Kelvin Joseph, 41 yards, and Jamin Davis, 85 yards, at Tennessee, Oct. 17, 2020**  
 Had a player recover/return a fumble for a TD: Jordan Wright, vs. Virginia Tech (Belk Bowl), 28 yards, Dec. 31, 2019  
**Had two defensive TDs in the same game: Kelvin Joseph (INT) and Jamin Davis (INT) at Tennessee, Oct. 17, 2020**  
**Had a player recover two fumbles in one game: Jordan Wright vs. South Carolina, Dec. 5, 2020**  
 Had a player block a punt: Josh Paschal vs. Tennessee, Nov. 9, 2019  
**Had a player block a field goal: Tyrell Ajian vs. NC State, Jan. 2, 2021 (Gator Bowl)**  
 Had a player block a PAT: Lonnie Johnson Jr. vs. Eastern Kentucky, Sept. 9, 2017  
 Had a player return a blocked FG for a TD: David Jones (57 yards) vs. Vanderbilt, Nov. 15, 2008  
 Had a player return a blocked punt for a TD: Andrew Hopewell (6 yards), vs. Arkansas, Nov. 1, 2006  
 Had a player score a TD on a fake field goal: Joe Mansour (25 yards), vs. Florida, Sept. 28, 2013  
**Had a field goal of 50 yards or more: Matt Ruffolo (50 yards) at Missouri, Oct. 24, 2020**  
**Had a punt of 70 yards or more: Max Duffy (75 yards) at Auburn, Sept. 26, 2020 (T-3rd longest in school history)**  
**Played an overtime game: vs. Ole Miss, Oct. 3, 2020 - (L, 41-42)**  
 Won an overtime game: vs. ECU, Oct. 3, 2015 - (W, 34-27)  
 Won a game on the last play of regulation as time expired: 15-14 at Missouri, Oct. 27, 2018 (2-yard TD pass)



## WHEN WAS THE TIME THE OPPONENT ...

<b>Scored 40 points: 63 by Alabama, Nov. 21, 2020</b>
<b>Scored 50 points: 63 by Alabama, Nov. 21, 2020</b>
<b>Scored 10 or less points: 7 by Tennessee, Oct. 17, 2020</b>
Shut Out Kentucky: 0-21 by Georgia, Oct. 19, 2019
<b>Shut Out Kentucky in 2nd half: by Florida, Nov. 28, 2020</b>
Rushed for 300 yards: 331 by Georgia, Nov. 3, 2018
<b>Passed for 300 yards: 314 by Florida, Nov. 28, 2020</b>
Had 500 yards of total offense: 562 by Louisville, Nov. 25, 2017
<b>Recorded a safety: Mississippi State, Oct. 10, 2020 (bad snap on punt)</b>
Blocked a Kentucky punt: Southern Miss, Sept. 3, 2016
Blocked a Kentucky field goal: Florida, Sept. 25, 2010
Blocked a Kentucky PAT: vs. Tennessee, Nov. 9, 2019
<b>Had a player with 30 rush attempts: 37, Larry Rountree (Missouri, 126 yards), Oct. 24, 2020</b>
<b>Had a player with 100 yards rushing: 210, Kevin Harris (South Carolina), Dec. 5, 2020</b>
<b>Had a player with 200 yards rushing: 210, Kevin Harris (South Carolina), Dec. 5, 2020</b>
Had two players with 100 yards rushing: 107, Tavien Feaster, 102, Rico Dowdle (South Carolina), Sept. 28, 2019
<b>Had a player with 40 pass attempts: 40 by Bailey Hockman (NC State, Jan. 2, 2021)</b>
<b>Had a player with 25 pass completions: 27 by Bailey Hockman (NC State, Jan. 2, 2021)</b>
<b>Had a player with 300 yards passing: 320 by Matt Corral (Ole Miss, Oct. 3, 2020)</b>
Had two players with 100 yards passing: 174 by Feleipe Franks and 126 by Kyle Trask (Florida), Sept. 14, 2019
<b>Had a player with 10 pass receptions: 15, Kylin Hill (Miss. State, 79 yards), Oct. 10, 2020</b>
<b>Had a player with 100 yards receiving: 144, Devonta Smith (Alabama, 9 catches), Nov. 21, 2020</b>
Had a player with 200 yards receiving: 216 by Demarcus Robinson (Florida), Sept. 13, 2014
Had two players with 100 yards receiving: 111, Korey Robertson and 103, Quez Watkins (Southern Miss), Sept. 2, 2017
Had a player return a kickoff for a TD: Evan Berry (UT), 100 yards, Oct. 31, 2015
<b>Had a player return a punt for a TD: Kadarius Toney (UF), 50 yards, Nov. 28, 2020</b>
Had a player return a blocked FG for a TD: Neiko Thorpe (69 yards) vs. Auburn, Oct. 17, 2009
Had a player return a blocked punt for a TD: Chris Rainey (23 yards) vs. Florida, Sept. 26, 2009
<b>Had a player return an interception for a TD: Jordan Battle (Alabama), 45 yards, Nov. 21, 2020</b>
Had a player return a fumble for a TD: Allan George (Vanderbilt), 67 yards, Nov. 16, 2019



HEAD COACH MARK STOOPS / EIGHTH SEASON / IOWA, 1989



When the Kentucky football team took the field for the 2021 TaxSlayer Gator Bowl, it made official yet another milestone in the remarkable term of Mark Stoops as the Wildcats’ head coach.

Stoops became the first coach in school history to take his team to five consecutive bowl games, adding to his lengthy and growing list of accomplishments during his eight years at UK. As a program, it matched the school record of five straight postseason appearances, accomplished 2006-10 under two head coaches.

Even in the abbreviated 2020 season, Stoops added two more achievements: Kentucky’s win at Tennessee was the Wildcats’ first victory in Knoxville since 1984; and, the regular-season finale over South Carolina was Stoops’ 48th win at Kentucky, moving him into sole possession of second place, behind only the legendary Paul “Bear” Bryant. The Gator Bowl improved his total to 49.

A partial accounting of Stoops’ exploits also features:

- Back-to-back-to-back bowl wins – the 2021 TaxSlayer Gator Bowl, 2019 Belk Bowl and the Citrus Bowl on Jan. 1, 2019 – the first time in school history that UK won bowls in three consecutive seasons;
- First New Year’s Day Bowl win since 1951 (2018 season)
- First 10-win season since 1977 (2018)
- First SEC Coach of the Year since 1983 (2018)
- First final poll ranking since 1984 (2018)
- First bowl win since 2008 (2018)
- First win vs. Florida since 1986 (2018)
- First bowl appearance since 2010 (2016)

In addition to the team accomplishments, several of Stoops’ players have won All-America accolades, along with awards such as the Bronko Nagurski Award, Chuck Bednarik Award, Paul Hornung Award, Ronnie Lott Trophy, Ray Guy Award, Danny Wuerffel Trophy, Pop Warner Award, Mayo Clinic Comeback Player of the Year Award, Academic All-America and National Good Works Team.

The bountiful crop of victories and honors are the fruit of the last five seasons, but the harvest didn’t come easily. Arriving in 2013, inheriting a team that had gone 2-10 the season before, it took three years of plowing, planting and growing before the results came.

Stoops earned his first bowl game as head coach in 2016, when the Wildcats



## STOOPS AND CO. MAKING A HIT IN RECRUITING

In eight seasons at the helm of the Kentucky football program, head coach Mark Stoops and his staff have been making noise on the recruiting trail. Kentucky's nine classes under Stoops have ranked in the top 50 by all four major recruiting services. Below is a look at UK's recruiting success under Stoops and Co. (Note that the 2021 recruiting rankings are as of December 18, 2020).

Outlet	2013	2014	2015	2016	2017	2018	2019	2020	2021
Rivals	#29	#17	#35	#29	#26	#30	#30	#20	#45
ESPN	#36	#20	#43	#34	#30	#36	#36	#23	#40
247Sports	#41	#23	#38	#34	#29	#38	#34	#22	#39
Scout.com	#38	#21	#45	#39	#35	#44	#34	#23	#39

overcame an 0-2 start to go 7-3 down the stretch and advance to the TaxSlayer Gator Bowl. UK duplicated seven wins in 2017, playing in the Franklin-American Mortgage Music City Bowl.

Led by linebacker Josh Allen, the National Defensive Player of the Year, and Benny Snell Jr., the school's all-time leading rusher, the 2018 squad went 10-3. It was UK's best season in 41 years, topped by a win over Penn State in the VRBO Citrus Bowl. It was only the third 10-win season in school history.

In addition, the 2018 campaign featured a win at Florida -- the Wildcats' first victory over the Gators in 32 years -- resulting in UK being named the National Team of the Week by the Football Writers Association of America. The regular season concluded with a 56-10 win at in-state rival Louisville, the largest margin of victory in the history of the Governor's Cup series.

UK was No. 11 in the final USA Today coaches' poll and No. 12 in the final Associated Press tabulation, the school's first appearance in the final rankings since 1984. The 2018 season also continued a remarkable trend -- since Stoops took over as coach of the Cats in 2013, UK was the only school in the nation that tied or improved its win total in six straight seasons.

CollegeFootballNews.com listed Stoops as the best coaching performance of the season and he was named Southeastern Conference Coach of the Year by The Associated Press, Athlon Sports and the league coaches.

The 2019 season was one of the most unusual in school history. A succession of injuries decimated the quarterbacks and Stoops turned to wide receiver Lynn Bowden Jr. to man the QB position. Running the ball almost exclusively, UK went 6-2 down the stretch and closed the season with four straight wins, topped by a dramatic come-from-behind Belk Bowl win over Virginia Tech when

Bowden threw the game-winning touchdown pass with only 15 seconds remaining.

How has Stoops accomplished all of this? The coach would tell you that there's been nothing magical about the process.

True to his blue-collar roots in Youngstown, Ohio, the methodical advancement made by Stoops' teams is a reflection of the coach's rock-steady work ethic, tireless recruiting, and ability to adapt.

Stoops came to Kentucky from Florida State, where he was defensive coordinator from 2010-12. He inherited a unit ranked 108th in the nation in total defense and turned it into one of the nation's best. In the 2012 season, the Seminoles were second in the nation in total defense, allowing 254.1 yards per game, and sixth nationally in scoring defense at 14.7 points per game. Playing well against the run and the pass, FSU was third in the country in rushing defense and led the nation in pass defense. FSU led the ACC in seven defensive categories. Stoops also coached the defensive backs under head coach Jimbo Fisher.

Eight Seminoles on defense earned 2012 All-ACC honors, including four first-team selections, highlighted by one of the nation's top defensive end duos in Bjoern Werner and Cornellius Carradine, who combined for 24 sacks and 31 tackles for loss. Werner was a finalist for the 2012 Bronko Nagurski Award as the National Defensive Player of the Year and was among the national leaders in sacks with 13. Stoops also coached cornerback Ronald Darby to ACC Defensive Rookie of the Year.

The Seminoles' prowess was a continuation of the 2011 season, when Stoops' defenders led the nation in fewest yards allowed per carry (2.3), ranked fourth in the nation in total defense (275 yards per game), second in rushing defense (82.7 ypg), fourth in scoring defense (15.1 points per game), and eighth in tackles for loss (8.6 per game)

and quarterback sacks (3.1 per game). FSU led the ACC in eight defensive categories.

Stoops overhauled the Florida State defense in 2010, his first season as defensive coordinator. The Seminoles gave up 19.6 points per game, third-best in the ACC and 20th nationally. FSU ranked 42nd nationally in total defense that season; in contrast, the team was 108th nationally in total defense and 94th in scoring defense in 2009, the year before Stoops' arrival. FSU improved its overall defense by more than 80 yards per game, primarily by limiting opponents to 75 fewer rushing yards per game. The Seminoles ranked third in the nation in quarterback sacks and were 21st in tackles for loss. In the secondary, Stoops coached Xavier Rhodes to ACC Defensive Rookie of the Year honors and National Defensive Freshman of the Year accolades.

During Stoops' three seasons, FSU went 10-4, 9-4 and 12-2, including wins over South Carolina in the 2010 Chick-fil-A Bowl, Notre Dame in the 2011 Champs Sports Bowl and Northern Illinois in the 2013 Orange Bowl.

Stoops was defensive coordinator and DBs coach at Arizona from 2004-09, working for his brother, Mike, who was head coach of the Wildcats. During Mark's time there, Arizona's records improved steadily, going 3-8, 3-8, 6-6, 5-7, 8-5 and 8-5. The Wildcats advanced to the Las Vegas Bowl and Holiday Bowl during the last two years. Mark and Mike are also brothers of Bob Stoops, who spent 18 years as the Oklahoma head coach and has been elected to the College Football Hall of Fame. The eldest Stoops brother, Ron Jr., is retired after coaching at Youngstown State.

Stoops inherited an Arizona unit that was 109th in the nation in total defense and 107th in scoring defense in 2003, the year before he arrived. By the end of his term at Arizona, the Wildcats ranked in the nation's



top 25 in total defense his final two seasons and ranked as high as 33rd in scoring defense.

Prior to Arizona, Stoops coached the defensive backs three years at Miami (Fla.). The 2001 national champion Hurricanes led the nation in pass efficiency defense, scoring defense and turnover margin. That team also established a school record with 27 interceptions and 45 total takeaways.

Stoops' 2002 secondary led the nation in pass defense and pass efficiency defense. Despite having to replace all four starters in the defensive backfield, the 2003 team led the nation in pass defense. In his three seasons, Miami went 35-3, including the 12-0 Rose Bowl title campaign, plus appearances in the Fiesta and Orange bowls. Ten Miami defensive backs who played at least one season under Stoops were eventually selected in the National Football League draft – seven in the first round.

Stoops got his first experience in leading a defense as co-defensive coordinator at Houston in the 2000 season. He coached the secondary at Wyoming from 1997-99 and the Cowboys notched three straight winning seasons. A highlight of his time there was a school-record 24 interceptions in the '97 season. His first full-time coaching job was in 1996 at South Florida, helping USF in the start-up of its program before the Bulls had their first kickoff in '97.

Stoops has recruited and developed numerous outstanding defensive backs, many of whom went on to National Football League careers. Among the notables are Antoine Cason and Michael Johnson at Arizona, Miami's Philip Buchanon, Kelly Jennings, Brandon Meriweather, Ed Reed, Antrel Rolle, Mike Rumph and Sean Taylor and Wyoming's Brian Lee.

Stoops was raised in Youngstown, Ohio. As did brothers Bob and Mike, Mark played in the secondary at the University of Iowa for Hall of Fame coach Hayden Fry. He participated in four bowl games as a player. Fry hired Stoops as a graduate assistant coach at Iowa in the 1990 and '91 seasons. The Hawkeyes won the 1990 Big Ten title and played in the Rose Bowl, duplicating feats Stoops also achieved as a player. Stoops went on to coach four years in high school before entering the collegiate ranks.

Stoops has two sons, Will and Zack.

Most Wins By A Head Coach, School History

- 1. 60 Paul "Bear" Bryant (1946-1953)
2. 49 Mark Stoops (2013-Present)
3. 47 Fran Curci (1973-1981)
4. 41 Jerry Claiborne (1982-1989)
41 Blanton Collier (1954-1961)
6. 39 Rich Brooks (2003-2009)
7. 32 Harry Gamage (1927-1933)
8. 26 Bill Curry (1990-1996)

Most Wins By A Head Coach At Kroger Field

- 1. 35 Mark Stoops (2013-Present)
2. 33 Paul "Bear" Bryant (1946-1953)
3. 32 Jerry Claiborne (1982-1989)
4. 29 Fran Curci (1973-1981)
5. 25 Rich Brooks (2003-2009)

STOOPS VS. ALL OPPONENTS

Table with 2 columns: Opponent and Record. Lists various college football teams and their win-loss records against Mark Stoops.





**STOOPS COACHING FILE**

Year	School	Position	W-L	Bowl
1990	Iowa	Graduate Assistant	8-4	Rose
1991	Iowa	Graduate Assistant	10-1-1	Holiday
1992-95	Nordonia HS	Defensive Backs		
1996	South Florida	Defensive Backs	0-0	
1997	Wyoming	Defensive Backs	7-6	
1998	Wyoming	Defensive Backs	8-3	
1999	Wyoming	Defensive Backs	7-4	
2000	Houston	Co-Defensive Coord., Safeties	3-8	
2001	Miami (Fla.)	Defensive Backs	12-0	Rose
2002	Miami (Fla.)	Defensive Backs	12-1	Fiesta
2003	Miami (Fla.)	Defensive Backs	11-2	Orange
2004	Arizona	Defensive Coordinator, DBs	3-8	
2005	Arizona	Defensive Coordinator, DBs	3-8	
2006	Arizona	Defensive Coordinator, DBs	6-6	
2007	Arizona	Defensive Coordinator, DBs	5-7	
2008	Arizona	Defensive Coordinator, DBs	8-5	Las Vegas
2009	Arizona	Defensive Coordinator, DBs	8-5	Holiday
2010	Florida State	Defensive Coordinator, DBs	10-4	Chick-fil-A
2011	Florida State	Defensive Coordinator, DBs	9-4	Champs Sports
2012	Florida State	Defensive Coordinator, DBs	12-2	Orange
2013	Kentucky	Head Coach	2-10	
2014	Kentucky	Head Coach	5-7	
2015	Kentucky	Head Coach	5-7	
2016	Kentucky	Head Coach	7-6	TaxSlayer
2017	Kentucky	Head Coach	7-6	Music City
2018	Kentucky	Head Coach	10-3	Citrus
2019	Kentucky	Head Coach	8-5	Belk
2020	Kentucky	Head Coach	5-6	TaxSlayer Gator

**STOOPS YEAR-BY-YEAR**

**2013 – Won 2, Lost 10**

26	WKU*	35	Nashville	Aug 31
41	Miami (Ohio)	7	Lexington	Sept 7
13	Louisville	27	Lexington	Sept 14
7	Florida*	24	Lexington	Sept 28
28	South Carolina*	35	Columbia	Oct 5
7	Alabama*	48	Lexington	Oct 12
22	Mississippi State*	28	Starkville	Oct 24
48	Alabama State*	14	Lexington	Nov 2
17	Missouri	48	Lexington	Nov 9
6	Vanderbilt	22	Nashville	Nov 16
17	Georgia*	59	Athens	Nov 23
13	Tennessee*	27	Lexington	Nov 30
<b>246</b>		<b>374</b>		

COACH: Mark Stoops

CAPTS: Avery Williamson and game captains

**2014 – Won 5, Lost 7**

59	UT Martin	14	Lexington	Aug 30
20	Ohio	3	Lexington	Sept 6
30	Florida* (3 OT)	36	Gainesville	Sept 13
17	Vanderbilt	7	Lexington	Sept 27
45	South Carolina*	38	Lexington	Oct 4
48	ULM	14	Lexington	Oct 11
3	LSU*	41	Baton Rouge	Oct 18
31	Mississippi State	45	Lexington	Oct 25
10	Missouri	20	Columbia	Nov 1
31	Georgia	63	Lexington	Nov 8
16	Tennessee	50	Knoxville	Nov 15
40	Louisville	44	Louisville	Nov 29
<b>350</b>		<b>375</b>		

COACH: Mark Stoops

CAPTS: Javess Blue, Alvin "Bud" Dupree, Za'Darius Smith, Jordan Swindle







**2015 – Won 5, Lost 7**

40	UL Lafayette*	33	Lexington	Sept 5
26	South Carolina*	22	Columbia	Sept 12
9	Florida*	14	Lexington	Sept 19
21	Missouri*	13	Lexington	Sept 26
34	Eastern Ky. (OT)*	27	Lexington	Oct 3
27	Auburn*	30	Lexington	Oct 15
16	Mississippi State*	42	Starkville	Oct 24
21	Tennessee*	52	Lexington	Oct 31
3	Georgia	27	Athens	Nov 7
17	Vanderbilt	21	Nashville	Nov 14
58	Charlotte*	10	Lexington	Nov 21
24	Louisville	38	Lexington	Nov 28
<b>296</b>		<b>329</b>		

**COACH:** Mark Stoops

**CAPTS:** Farrington Huguenin, Josh Forrest, Patrick Towles, Jordan Swindle, Melvin Lewis, A.J. Stamps

**2016 – Won 7, Lost 6**

35	Southern Miss*	44	Lexington	Sept 3
7	Florida	45	Gainesville	Sept 10
62	New Mexico St.	42	Lexington	Sept 17
17	South Carolina*	10	Lexington	Sept 24
6	Alabama*	34	Tuscaloosa	Oct 1
20	Vanderbilt	13	Lexington	Oct 8
40	Mississippi State*	38	Lexington	Oct 22
35	Missouri	21	Columbia	Oct 29
24	Georgia*	27	Lexington	Nov 5
36	Tennessee	49	Knoxville	Nov 12
49	Austin Peay	13	Lexington	Nov 19
41	Louisville	38	Louisville	Nov 26
	<b>TAXSLAYER BOWL</b>			
18	Georgia Tech	33	Jacksonville	Dec 31
<b>390</b>		<b>407</b>		

**COACH:** Mark Stoops

**CAPTS:** Jon Toth, Courtney Miggins, Courtney Love, Jeff Badet, Jojo Kemp, Marcus McWilson

**2017 – Won 7, Lost 6**

24	Southern Miss	17	Hattiesburg	Sept 2
27	Eastern Ky.	16	Lexington	Sept 9
23	South Carolina*	13	Columbia	Sept 16
27	Florida*	28	Lexington	Sept 23
24	Eastern Mich.	20	Lexington	Sept 30
40	Missouri*	34	Lexington	Oct 7
7	Mississippi State	45	Starkville	Oct 21
29	Tennessee*	26	Lexington	Oct 28
34	Ole Miss	37	Lexington	Nov 4
44	Vanderbilt	21	Nashville	Nov 11
13	Georgia	42	Athens	Nov 18
17	Louisville	44	Lexington	Nov 25
	<b>FRANKLIN AMERICAN MORTGAGE MUSIC CITY BOWL</b>			
23	Northwestern	24	Nashville	Dec 29
<b>332</b>		<b>367</b>		

**COACH:** Mark Stoops

**CAPTS:** Mike Edwards, Nick Haynes, Stephen Johnson, Courtney Love, Garrett Johnson, Charles Walker

**2018 – Won 10, Lost 3**

35	Central Michigan	20	Lexington	Sept 1
27	Florida*	16	Gainesville	Sept 8
48	Murray State	10	Lexington	Sept 15
28	Mississippi State*	7	Lexington	Sept 22
24	South Carolina*	10	Lexington	Sept 29
14	Texas A&M (OT)*	20	College Station	Oct 6
14	Vanderbilt*	7	Lexington	Oct 20
15	Missouri	14	Columbia	Oct 27
17	Georgia	34	Lexington	Nov 3
7	Tennessee	24	Knoxville	Nov 10
34	Middle Tennessee	23	Lexington	Nov 17
56	Louisville*	10	Louisville	Nov 24
	<b>VRBO CITRUS BOWL</b>			
27	Penn State	24	Orlando	Jan 1
<b>346</b>		<b>219</b>		

**COACH:** Mark Stoops

**CAPTS:** Josh Allen, George Asafo-Adjei, C.J. Conrad, Kash Daniel, Mike Edwards, Benny Snell Jr.

**2019 – Won 8, Lost 5**

38	Toledo	24	Lexington	Aug 31
38	Eastern Michigan*	17	Lexington	Sept 7
21	Florida*	29	Lexington	Sept 14
13	Mississippi State	28	Starkville	Sept 21
7	South Carolina*	24	Columbia	Sept 28
24	Arkansas*	20	Lexington	Oct 12
0	Georgia*	21	Athens	Oct 19
29	Missouri*	7	Lexington	Oct 26
13	Tennessee*	17	Lexington	Nov 9
38	Vanderbilt	14	Nashville	Nov 16
50	UT Martin	7	Lexington	Nov 23
45	Louisville	13	Lexington	Nov 30
	<b>BELK BOWL</b>			
37	Virginia Tech	30	Charlotte	Dec 31
<b>353</b>		<b>251</b>		

**COACH:** Mark Stoops

**CAPTS:** Lynn Bowden Jr., Kash Daniel, Logan Stenberg, Terry Wilson, Josh Paschal

**# 2020 – Won 5, Lost 6**

13	Auburn	29	Auburn	Sept 26
41	Ole Miss (OT)	42	Lexington	Oct 3
24	Mississippi State*	2	Lexington	Oct 10
34	Tennessee	7	Knoxville	Oct 17
10	Missouri	20	Columbus	Oct 24
3	Georgia	14	Lexington	Oct 31
38	Vanderbilt	35	Lexington	Nov 14
3	Alabama	63	Tuscaloosa	Nov 21
10	Florida	34	Gainesville	Nov 28
41	South Carolina*	18	Lexington	Dec 5
	<b>TAXSLAYER GATOR BOWL</b>			
23	NC State	21	Jacksonville	Jan 2
<b>240</b>		<b>285</b>		

**COACH:** Mark Stoops

**CAPTS:** Josh Ali, Quinton Bohanna, Yusuf Corker, Max Duffy, Drake Jackson, Josh Paschal, DeAndre Square, Boogie Watson, Terry Wilson and Landon Young

# Due to COVID 19, 2020 was a 10-game SEC-only schedule  
\* indicates night game





# ASSISTANT COACHES



## JOVON BOUKNIGHT

### WIDE RECEIVERS

Bouknight, who was hired on March 10, 2020 after one season at Oregon, had 15 returning receivers to work with in 2020, including veterans Josh Ali and Allen Dailey. Ali led the team in receptions with 54 catches for 473 yards and a score, while Dailey was third with 14 catches for 139 yards and a team-high three receiving TDs. Redshirt freshman Demarcus Harris also caught 14 passes for 87 yards.



## VINCE MARROW

### ASSOCIATE HEAD COACH/TIGHT ENDS/RECRUITING COORDINATOR

Once again, Marrow's tight end position was stacked with talent, led by senior Justin Rigg and sophomores Keaton Upshaw and Brenden Bates. The trio combined to catch 19 passes for 357 yards and four touchdowns in 2020, while providing solid blocking for the Wildcats' rushing attack that ranked third in the SEC. All three tight ends return for the 2021 season.

2008-09	Utah State	Graduate Assistant
2010-13	Utah State	Wide Receivers
2010-13	Utah State	Wide Receivers
2014-15	Utah State	Outside Receivers/Passing Game Coord.
2016	Utah State	Co-Offensive Coordinator
2017-18	Utah State	Outside Receivers
2019	Texas Tech	Wide Receivers
2019	Oregon	Wide Receivers
2020-present	Kentucky	Wide Receivers

2005-06	Berlin (NFL Europe)	Tackles, Tight Ends
2006-07	Rhein (NFL Europe)	Tackles, Tight Ends
2008	Toledo	Tight Ends
2009	Holland HS	Head Coach
2010	Omaha (United Football League)	Tight Ends
2011-12	Nebraska	Graduate Assistant / Tight Ends
2013	Kentucky	Tight Ends
2014-18	Kentucky	Tight Ends, Recruiting Coordinator
2019-present	Kentucky	Associate Head Coach/Tight Ends



## FRANK BUFFANO

### SAFETIES

First-year assistant coach Frank Buffano was hired in March of 2020 after serving seven years as the director of football operations at UK. He helps Clinkscale with the defensive backs and works primarily with the safeties. Senior safety Yusuf Coker shined under Buffano with 77 tackles (second on the team), two interceptions, 2.5 TFL, two PBU and one forced fumble. Also returning to form after injury in 2019 was senior Davonte Robinson. He had 27 tackles in 2020, including 2.0 TFL. Both return in 2021.



## ANWAR STEWART

### DEFENSIVE LINE

Former Wildcat Anwar Stewart was named the defensive line coach at Kentucky in January of 2020. He returned to the Bluegrass after one season as the defensive line coach at Appalachian State. Under Stewart's tutelage, nose guard Quinton Bohanna earned second-team All-SEC honors by PFF and was a fourth-team All-SEC choice by Phil Steele. Defensive end Josh Paschal, who will return for the 2021 season, was a fourth-team All-SEC choice by Phil Steele and an honorable mention All-SEC selection by PFF.

2011-12	Youngstown State	Linebackers
2010	Youngstown State	Secondary
2008-09	Arizona	Defensive Graduate Assistant
2020-present	Kentucky	Safeties

2014	Montreal Alouettes	Defensive Quality Control
2015	Montreal Alouettes	Defensive Ends
2016	Montreal Alouettes	Defensive Line
2017-18	Kentucky	Defensive Assistant
2019	Appalachian State	Defensive Line
2020-present	Kentucky	Defensive Line



## STEVE CLINKSCALE

### DEFENSIVE BACKS

Steve Clinkscale continues to teach and develop one of the nation's top secondary units. In 2020, UK led the SEC in pass defense, limiting the opponent to 224.6 yards per game and 18 TDs in the air. UK also led the SEC in interceptions with 16 and his defensive backs snatched six of them, paced by sophomore Kelvin Joseph with four.

2001-06	Ashland	Defensive Backs
2007	Ashland	Linebackers
2008	Western Carolina	Defensive Backs
2009	Toledo	Cornerbacks
2010-11	Toledo	Special Teams Coordinator, Cornerbacks
2012	Illinois	Cornerbacks
2013-14	Cincinnati	Defensive Backs
2015	Cincinnati	Co-Defensive Coordinator, Defensive Backs
2016-present	Kentucky	Defensive Backs



## JON SUMRALL

### INSIDE LINEBACKERS

Former Wildcat linebacker Jon Sumrall's starting linebackers, juniors Jamin Davis and DeAndre Square, were two of the top three tacklers in 2020, combining for 162 total tackles. Davis made a huge impact in his first year as a starter, making 144 tackles, 5.0 TFL, 2.5 sacks, five INT, three PBU, three QBH, one block, one fumble recovery and one forced fumble. He ranked fourth in the SEC in tackles per game (10.2) and was first-team All-SEC by ProFootballFocus and second-team All-SEC by Phil Steele. Davis has entered the NFL Draft but Square along with Marquez Bembry, Jared Casey and D'Eryk Jackson return for 2021.

2005-06	Kentucky	Graduate Assistant
2007-09	San Diego	Defensive Line, Recruiting Coordinator
2010	San Diego	Co-Defensive Coordinator, Linebackers
2011	San Diego	Asst. Head Coach, Co-Defensive Coordinator, Linebackers
2012-13	Tulane	Defensive Line
2014	Tulane	Assistant Linebackers
2015-17	Troy	Special Teams Coordinator, Linebackers
2018	Ole Miss	Linebackers
2019-present	Kentucky	Inside Linebackers



## BRAD WHITE

### DEFENSIVE COORDINATOR/ OUTSIDE LINEBACKERS

In two seasons as the defensive coordinator, Brad White's defense has steadily become one of the top defenses in the SEC. In 2020, UK's defense ranked in the top 6 of almost every defensive statistical category, including leading the league in pass defense (224.6) and turnovers forced (22). His talented lineup of outside linebackers were led by junior Jordan Wright (45 tackles, 5.5 TFL, 3.5 sacks, 2 QBH), senior Jamar "Boogie" Watson (40 tackles, 10.0 TFL, 5.0 sacks, 5 QBH) and redshirt freshman J.J. Weaver (33 tackles, 6.5 TFL, 0.5 sacks, 2 QBH). Wright and Weaver return to lead the charge again in 2021.

2007-08	Wake Forest	Defensive Graduate Assistant
2009	Murray State	Safeties
2010-11	Air Force	Inside Linebackers
2012-13	Indianapolis (NFL)	Defensive Quality Control
2014	Indianapolis (NFL)	Assistant Linebackers
2015-17	Indianapolis (NFL)	Outside Linebackers
2018	Kentucky	Outside Linebackers
2019-present	Kentucky	Defensive Coordinator/Outside Linebackers



**The Automated ScoreBook**  
**Kentucky Game Results (as of Jan 03, 2021)**  
**All games**



<b>Date</b>	<b>Opponent</b>		<b>Score</b>	<b>Overall</b>	<b>Conference</b>	<b>Time</b>	<b>Attend</b>
* Sep 26, 2020	at #8 Auburn	L	13-29	0-1	0-1	3:13	17490
* Oct 10, 2020	MISSISSIPPI STATE	W	24-2	1-2	1-2	3:18	12000
* Oct 24, 2020	at Missouri	L	10-20	2-3	2-3	3:10	11738
* Nov 14, 2020	VANDERBILT	W	38-35	3-4	3-4	3:27	12000
* Nov 28, 2020	at #6 Florida	L	10-34	3-6	3-6	3:10	14453
! Jan 2, 2021	vs #23 NC State	W	23-21	5-6	4-6	3:35	10422

! - TaxSlayer Gator Bowl



**The Automated ScoreBook**  
Kentucky Overall Team Statistics (as of Jan 03, 2021)  
**All games**



**Team Statistics**

**UK**

**OPP**

---

<b>Score by Quarters</b>	<b>1st</b>	<b>2nd</b>	<b>3rd</b>	<b>4th</b>	<b>OT</b>	<b>Total</b>
Kentucky	51	91	37	55	6	240
Opponents	39	66	89	84	7	285



**The Automated ScoreBook**  
**Kentucky Overall Individual Statistics (as of Jan 03, 2021)**  
**All games**



<b>Rushing</b>	<b>gp</b>	<b>att</b>	<b>gain</b>	<b>loss</b>	<b>net</b>	<b>avg</b>	<b>td</b>	<b>lg</b>	<b>avg/g</b>
Chris Rodriguez	9	119	794	9	785	6.6	11	79	87.2
Asim Rose	11	106	677	11	666	6.3	2	72	60.5
Terry Wilson	10	104	531	107	424	4.1	5	51	42.4
Kavosiey Smoke	7	47	234	5	229	4.9	1	35	32.7
JuTahn McClain	11	16	63	1	62	3.9	0	17	5.6
Joey Gatewood	7	25	88	26	62	2.5	0	14	8.9
Travis Tisdale	7	6	23	2	21	3.5	0	6	3.0
Josh Ali	11	1	15	0	15	15.0	0	15	1.4
Max Duffy	9	1	0	3	-3	-3.0	0	0	-0.3
Beau Allen	2	2	0	9	-9	-4.5	0	0	-4.5
Team	6	9	0	90	-90	-10.0	0	0	-15.0
<b>Total</b>	<b>11</b>	<b>436</b>	<b>2425</b>	<b>263</b>	<b>2162</b>	<b>5.0</b>	<b>19</b>	<b>79</b>	<b>196.5</b>
<b>Opponents</b>	<b>11</b>	<b>408</b>	<b>1884</b>	<b>167</b>	<b>1717</b>	<b>4.2</b>	<b>18</b>	<b>59</b>	<b>156.1</b>

<b>Passing</b>	<b>gp</b>	<b>effic</b>	<b>comp-att-int</b>	<b>pct</b>	<b>yds</b>	<b>td</b>	<b>lg</b>	<b>avg/g</b>
Terry Wilson	10	119.90	125-200-4	62.5	1187	7	40	118.7
Joey Gatewood	7	69.02	17-35-1	48.6	109	0	12	15.6
Beau Allen	2	90.86	3-7-0	42.9	40	0	20	20.0
Josh Ali	11	0.00	0-1-0	0.0	0	0	0	0.0
<b>Total</b>	<b>11</b>	<b>111.24</b>	<b>145-243-5</b>	<b>59.7</b>	<b>1336</b>	<b>7</b>	<b>40</b>	<b>121.5</b>
<b>Opponents</b>	<b>11</b>	<b>132.01</b>	<b>235-356-16</b>	<b>66.0</b>	<b>2471</b>	<b>18</b>	<b>56</b>	<b>224.6</b>

<b>Receiving</b>	<b>gp</b>	<b>no.</b>	<b>yds</b>	<b>avg</b>	<b>td</b>	<b>lg</b>	<b>avg/g</b>
Josh Ali	11	54	473	8.8	1	33	43.0
Keaton Upshaw	11	16	198	12.4	3	23	18.0
Allen Dailey	11	14	139	9.9	1	40	12.6
Demarcus Harris	11	14	87	6.2	0	12	7.9
Justin Rigg	9	12	145	12.1	1	36	16.1
Asim Rose	11	10	83	8.3	0	26	7.5
Isaiah Epps	6	8	63	7.9	0	21	10.5
Kavosiey Smoke	7	5	25	5.0	0	9	3.6
Akeem Hayes	7	4	54	13.5	1	28	7.7
Mike Drennen	8	3	26	8.7	0	14	3.2
Bryce Oliver	6	2	14	7.0	0	8	2.3
Brenden Bates	6	1	14	14.0	0	14	2.3
Chris Rodriguez	9	1	12	12.0	0	12	1.3
Clevan Thomas	4	1	3	3.0	0	3	0.8
<b>Total</b>	<b>11</b>	<b>145</b>	<b>1336</b>	<b>9.2</b>	<b>7</b>	<b>40</b>	<b>121.5</b>
<b>Opponents</b>	<b>11</b>	<b>235</b>	<b>2471</b>	<b>10.5</b>	<b>18</b>	<b>56</b>	<b>224.6</b>

<b>Punt Returns</b>	<b>no.</b>	<b>yds</b>	<b>avg</b>	<b>td</b>	<b>lg</b>
Josh Ali	6	62	10.3	0	39
<b>Total</b>	<b>6</b>	<b>62</b>	<b>10.3</b>	<b>0</b>	<b>39</b>
<b>Opponents</b>	<b>13</b>	<b>174</b>	<b>13.4</b>	<b>1</b>	<b>50</b>

<b>Interceptions</b>	<b>no.</b>	<b>yds</b>	<b>avg</b>	<b>td</b>	<b>lg</b>
Kelvin Joseph	4	62	15.5	1	41
Jamin Davis	3	90	30.0	1	85
Yusuf Corker	2	0	0.0	0	0
Brandin Echols	1	7	7.0	0	7
D'Eryk Jackson	1	5	5.0	0	5
Joshua Paschal	1	76	76.0	0	76
Phil Hoskins	1	4	4.0	0	4
Tyrell Ajian	1	0	0.0	0	0
Jamar Watson	1	0	0.0	0	0
Jordan Wright	1	8	8.0	1	8
<b>Total</b>	<b>16</b>	<b>252</b>	<b>15.8</b>	<b>3</b>	<b>85</b>
<b>Opponents</b>	<b>5</b>	<b>97</b>	<b>19.4</b>	<b>1</b>	<b>45</b>

<b>Kick Returns</b>	<b>no.</b>	<b>yds</b>	<b>avg</b>	<b>td</b>	<b>lg</b>
Zach Johnson	11	228	20.7	0	33
Travis Tisdale	3	42	14.0	0	22
JuTahn McClain	1	26	26.0	0	26
Allen Dailey	1	2	2.0	0	2
<b>Total</b>	<b>16</b>	<b>298</b>	<b>18.6</b>	<b>0</b>	<b>33</b>
<b>Opponents</b>	<b>15</b>	<b>375</b>	<b>25.0</b>	<b>0</b>	<b>52</b>

<b>Fumble Returns</b>	<b>no.</b>	<b>yds</b>	<b>avg</b>	<b>td</b>	<b>lg</b>
Jordan Wright	1	4	4.0	0	4
<b>Total</b>	<b>1</b>	<b>4</b>	<b>4.0</b>	<b>0</b>	<b>4</b>
<b>Opponents</b>	<b>2</b>	<b>7</b>	<b>3.5</b>	<b>0</b>	<b>7</b>



## The Automated ScoreBook

### Kentucky Overall Individual Statistics (as of Jan 03, 2021)

#### All games



Scoring	td	fg	PAT				dpx	saf	pts
			kick	rush	rcv	pass			
Chris Rodriguez	11	-	-	-	-	-	-	-	66
Matt Ruffolo	-	12-14	22-23	-	-	-	-	-	58
Terry Wilson	5	-	-	-	-	0-1	-	-	30
Keaton Upshaw	3	-	-	-	-	-	-	-	18
Asim Rose	2	-	-	-	-	-	-	-	12
Chance Poore	-	1-1	5-5	-	-	-	-	-	8
Josh Ali	1	-	-	-	-	-	-	-	6
Jamin Davis	1	-	-	-	-	-	-	-	6
Justin Rigg	1	-	-	-	-	-	-	-	6
Kelvin Joseph	1	-	-	-	-	-	-	-	6
Jordan Wright	1	-	-	-	-	-	-	-	6
Kavosiey Smoke	1	-	-	-	-	-	-	-	6
Akeem Hayes	1	-	-	-	-	-	-	-	6
Allen Dailey	1	-	-	-	-	-	-	-	6
<b>Total</b>	<b>29</b>	<b>13-15</b>	<b>27-28</b>	<b>-</b>	<b>-</b>	<b>0-1</b>	<b>-</b>	<b>-</b>	<b>240</b>
<b>Opponents</b>	<b>38</b>	<b>5-12</b>	<b>36-36</b>	<b>-</b>	<b>2</b>	<b>2-2</b>	<b>-</b>	<b>1</b>	<b>285</b>

Total Offense	g	plays	rush	pass	total	avg/g
Terry Wilson	10	304	424	1187	1611	161.1
Chris Rodriguez	9	119	785	0	785	87.2
Asim Rose	11	106	666	0	666	60.5
Kavosiey Smoke	7	47	229	0	229	32.7
Joey Gatewood	7	60	62	109	171	24.4
JuTahn McClain	11	16	62	0	62	5.6
Beau Allen	2	9	-9	40	31	15.5
Travis Tisdale	7	6	21	0	21	3.0
Josh Ali	11	2	15	0	15	1.4
Max Duffy	9	1	-3	0	-3	-0.3
<b>Team</b>	<b>6</b>	<b>9</b>	<b>-90</b>	<b>0</b>	<b>-90</b>	<b>-15.0</b>
<b>Total</b>	<b>11</b>	<b>679</b>	<b>2162</b>	<b>1336</b>	<b>3498</b>	<b>318.0</b>
<b>Opponents</b>	<b>11</b>	<b>764</b>	<b>1717</b>	<b>2471</b>	<b>4188</b>	<b>380.7</b>

Field Goals	fg	pct.	01-19	20-29	30-39	40-49	50-99	lg	blk
Matt Ruffolo	12-14	85.7	0-0	6-6	4-4	1-3	1-1	50	0
Chance Poore	1-1	100.0	0-0	1-1	0-0	0-0	0-0	28	0

FG Sequence	Kentucky	Opponents
Auburn	-	-
Ole Miss	49	-
Mississippi State	(35)	56
Tennessee	(30),(27)	-
Missouri	(50)	(18),(20)
Georgia	(34)	53
Vanderbilt	(28)	-
Alabama	(33),42	-
Florida	(22)	(34),45,(40)
South Carolina	(22),(41)	38,(47),51
NC State	(25),(26),(20)	40,43

Punting	no.	yds	avg	lg	tb	fc	i20	50+	blk
Max Duffy	42	1895	45.1	75	1	18	16	11	0
C. Goodfellow	10	477	47.7	55	2	3	1	3	0
<b>Total</b>	<b>52</b>	<b>2372</b>	<b>45.6</b>	<b>75</b>	<b>3</b>	<b>21</b>	<b>17</b>	<b>14</b>	<b>0</b>
<b>Opponents</b>	<b>41</b>	<b>1841</b>	<b>44.9</b>	<b>66</b>	<b>6</b>	<b>13</b>	<b>18</b>	<b>11</b>	<b>0</b>

Kickoffs	no.	yds	avg	tb	ob	retn	net	ydln
Chance Poore	50	2974	59.5	27	0			
Max Duffy	1	75	75.0	0	0			
<b>Total</b>	<b>51</b>	<b>3049</b>	<b>59.8</b>	<b>27</b>	<b>0</b>	<b>25.0</b>	<b>39.2</b>	<b>25</b>
<b>Opponents</b>	<b>50</b>	<b>2990</b>	<b>59.8</b>	<b>27</b>	<b>0</b>	<b>18.6</b>	<b>40.3</b>	<b>24</b>

Numbers in (parentheses) indicate field goal was made.



**The Automated ScoreBook**  
Kentucky Overall Individual Statistics (as of Jan 03, 2021)  
**All games**



All Purpose	g	rush	rcv	pr	kr	ir	total	avg/g
Chris Rodriguez	9	785	12	0	0	0	797	88.6
Asim Rose	11	666	83	0	0	0	749	68.1
Josh Ali	11	15	473	62	0	0	550	50.0
Terry Wilson	10	424	0	0	0	0	424	42.4
Kavosiey Smoke	7	229	25	0	0	0	254	36.3
Zach Johnson	10	0	0	0	228	0	228	22.8
Keaton Upshaw	11	0	198	0	0	0	198	18.0
Justin Rigg	9	0	145	0	0	0	145	16.1
Allen Dailey	11	0	139	0	2	0	141	12.8
Jamin Davis	10	0	0	0	0	90	90	9.0
JuTahn McClain	11	62	0	0	26	0	88	8.0
Demarcus Harris	11	0	87	0	0	0	87	7.9
Joshua Paschal	11	0	0	0	0	76	76	6.9
Isaiah Epps	6	0	63	0	0	0	63	10.5
Travis Tisdale	7	21	0	0	42	0	63	9.0
Kelvin Joseph	9	0	0	0	0	62	62	6.9
Joey Gatewood	7	62	0	0	0	0	62	8.9
Akeem Hayes	7	0	54	0	0	0	54	7.7
Mike Drennen	8	0	26	0	0	0	26	3.2
Brenden Bates	6	0	14	0	0	0	14	2.3
Bryce Oliver	6	0	14	0	0	0	14	2.3
Jordan Wright	11	0	0	0	0	8	8	0.7
Brandin Echols	11	0	0	0	0	7	7	0.6
D'Eryk Jackson	9	0	0	0	0	5	5	0.6
Phil Hoskins	11	0	0	0	0	4	4	0.4
Clevan Thomas	4	0	3	0	0	0	3	0.8
Max Duffy	9	-3	0	0	0	0	-3	-0.3
Beau Allen	2	-9	0	0	0	0	-9	-4.5
Team	6	-90	0	0	0	0	-90	-15.0
Total	11	2162	1336	62	298	252	4110	373.6
Opponents	11	1717	2471	174	375	97	4834	439.5





**The Automated ScoreBook**  
Kentucky Overall Defensive Statistics (as of Jan 03, 2021)  
**All games**





**The Automated ScoreBook**  
Kentucky Individual Season/Career Statistics (as of Jan 03, 2021)  
**All games**



SEASON

CAREER



**The Automated ScoreBook**  
Kentucky Individual Season/Career Statistics (as of Jan 03, 2021)  
**All games**



SEASON

CAREER

---



**The Automated ScoreBook**  
Kentucky Individual Season/Career Statistics (as of Jan 03, 2021)  
**All games**



SEASON

CAREER

<b>Punting</b>	<b>no.</b>	<b>yds</b>	<b>avg</b>	<b>lg</b>	<b>blk</b>	<b>no.</b>	<b>yds</b>	<b>avg</b>	<b>lg</b>	<b>blk</b>
Max Duffy	42	1895	45.1	75	0	151	6940	46.0	75	0
C. Goodfellow	10	477	47.7	55	0	10	477	47.7	55	0
Total	52	2372	45.6	75	0					
Opponents	41	1841	44.9	66	0					



**The Automated ScoreBook**  
Kentucky Individual Season/Career Statistics (as of Jan 03, 2021)  
**All games**



SEASON

CAREER



**The Automated ScoreBook**  
**Kentucky Game Superlatives (as of Jan 03, 2021)**  
**All games**



**INDIVIDUAL GAME HIGHS**

Rushes	22	Terry Wilson vs Ole Miss (Oct 03, 2020)
TD Rushes	3	Terry Wilson vs Ole Miss (Oct 03, 2020)
Long Rush	79	Chris Rodriguez vs South Carolina (Dec 05, 2020)
Pass completions	24	Terry Wilson at Auburn (Sep 26, 2020)
TD Passes	2	Terry Wilson vs Vanderbilt (Nov 14, 2020)
Receptions	9	Josh Ali at Auburn (Sep 26, 2020)
TD Receptions	1	Akeem Hayes at Auburn (Sep 26, 2020)
	1	Allen Dailey at Tennessee (Oct 17, 2020)
	1	Justin Rigg vs Vanderbilt (Nov 14, 2020)
	1	Keaton Upshaw at Florida (Nov 28, 2020)
Field Goals	3	Matt Ruffolo vs NC State (Jan 2, 2021)
Punts	8	Max Duffy vs Mississippi State (Oct 10, 2020)
Long Punt	75	Max Duffy at Auburn (Sep 26, 2020)
	3	Max Duffy vs Georgia (Oct 31, 2020)
	3	Max Duffy vs NC State (Jan 2, 2021)
Long Kickoff Return	33	Zach Johnson vs Vanderbilt (Nov 14, 2020)
Sacks	1.0	Jamin Davis at Auburn (Sep 26, 2020)
	1.0	Jordan Wright vs Mississippi State (Oct 10, 2020)
	1.0	Jordan Wright at Tennessee (Oct 17, 2020)
	1.0	Jamar Watson at Alabama (Nov 21, 2020)
	1.0	Jordan Wright vs NC State (Jan 2, 2021)
Tackles For Loss	2.5	Jamar Watson vs South Carolina (Dec 05, 2020)
	1	Joshua Paschal vs Mississippi State (Oct 10, 2020)
	1	Jamar Watson vs Mississippi State (Oct 10, 2020)
	1	D'Eryk Jackson vs Mississippi State (Oct 10, 2020)
	1	Tyrell Ajian at Tennessee (Oct 17, 2020)
	1	Kelvin Joseph vs Georgia (Oct 31, 2020)
	1	Kelvin Joseph at Alabama (Nov 21, 2020)



**The Automated ScoreBook**  
**Kentucky Game Superlatives (as of Jan 03, 2021)**  
**All games**



- 1 Brandin Echols vs NC State (Jan 2, 2021)
- 1 Jamin Davis vs NC State (Jan 2, 2021)



**The Automated ScoreBook**  
**Kentucky Game Superlatives (as of Jan 03, 2021)**  
**All games**



**TEAM GAME HIGHS**

Rushes	56	vs Ole Miss (Oct 03, 2020)
Yards Per Rush	8.8	vs Vanderbilt (Nov 14, 2020)
Pass attempts	38	at Auburn (Sep 26, 2020)
Yards Passing	239	at Auburn (Sep 26, 2020)
TD Passes	2	vs Vanderbilt (Nov 14, 2020)
Total Offense	559	vs Ole Miss (Oct 03, 2020)
Points	41	vs Ole Miss (Oct 03, 2020)
Sacks By	3	vs NC State (Jan 2, 2021)
Penalties	10	vs Vanderbilt (Nov 14, 2020)
Penalty Yards	103	vs NC State (Jan 2, 2021)
	3	at Florida (Nov 28, 2020)
Punts	8	vs Mississippi State (Oct 10, 2020)
Long Punt	75	at Auburn (Sep 26, 2020)
	3	vs Georgia (Oct 31, 2020)
	3	vs NC State (Jan 2, 2021)





**The Automated ScoreBook**  
**Kentucky Game Superlatives (as of Jan 03, 2021)**  
**All games**



**OPPONENT INDIVIDUAL GAME HIGHS**

Rushes	37	Larry Rountree, at Missouri (Oct 24, 2020)
TD Rushes	2	Larry Rountree, at Missouri (Oct 24, 2020)
Long Rush	59	Kevin Harris, vs South Carolina (Dec 05, 2020)
Pass completions	36	K.J. Costello, vs Mississippi State (Oct 10, 2020)
TD Passes	4	Matt Corral, vs Ole Miss (Oct 03, 2020)
Receptions	15	Kylin Hill, vs Mississippi State (Oct 10, 2020)
TD Receptions	3	Pitts,K., at Florida (Nov 28, 2020)
Field Goals	2	Harrison Mevis, at Missouri (Oct 24, 2020)
Long Field Goal	47	Parker White, vs South Carolina (Dec 05, 2020)
	5	Tucker Day, vs Mississippi State (Oct 10, 2020)
Punting Avg	59.6	Tucker Day, vs Mississippi State (Oct 10, 2020)
Punts inside 20	3	Grant McKinnis, at Missouri (Oct 24, 2020)
Long Kickoff Return	52	Dakereon Joyner, vs South Carolina (Dec 05, 2020)
Sacks	1.5	Azeez Ojulari, vs Georgia (Oct 31, 2020)
	2.5	Houston,J., at Florida (Nov 28, 2020)
	1	Jordan Battle, at Alabama (Nov 21, 2020)
	1	Davis,S., at Florida (Nov 28, 2020)



**The Automated ScoreBook**  
**Kentucky Game Superlatives (as of Jan 03, 2021)**  
**All games**



**OPPONENT TEAM GAME HIGHS**

Rushes	62	at Missouri (Oct 24, 2020)
Yards Per Rush	6.8	vs South Carolina (Dec 05, 2020)
Pass attempts	70	vs Mississippi State (Oct 10, 2020)
Yards Passing	320	vs Ole Miss (Oct 03, 2020)
TD Passes	4	vs Ole Miss (Oct 03, 2020)
Total Offense	509	at Alabama (Nov 21, 2020)
Points	63	at Alabama (Nov 21, 2020)
First Downs	29	vs Vanderbilt (Nov 14, 2020)
Penalties	8	vs Mississippi State (Oct 10, 2020)
Turnovers	6	vs Mississippi State (Oct 10, 2020)
Punts	6	vs Mississippi State (Oct 10, 2020)
Long Punt	66	vs Mississippi State (Oct 10, 2020)
	3	vs Mississippi State (Oct 10, 2020)
Long Punt Return	50	at Florida (Nov 28, 2020)



**The Automated ScoreBook**  
**Kentucky Team Game-by-Game (as of Jan 03, 2021)**  
**All games**



TEAM STATISTICS

Games: 11 • Avg/rush: 5.0 • Avg/catch: 9.2 • Pass effic: 111.24 • KR avg: 18.6 • PR avg: 10.3 • All purpose avg/game: 373.6 • Total offense avg/gm: 318.0



**The Automated ScoreBook**  
Kentucky Opponent Game-by-Game (as of Jan 03, 2021)  
**All games**



OPPONENT STATISTICS

Games: 11 • Avg/rush: 4.2 • Avg/catch: 10.5 • Pass effic: 132.01 • KR avg: 25.0 • PR avg: 13.4 • All purpose avg/game: 439.5 • Total offense avg/gm: 380.7



**The Automated ScoreBook**  
Kentucky Team Game-by-Game Comparison (as of Jan 03, 2021)  
**All games**



Note: Game totals are displayed in the format TEAM/OPPONENT for each category



**The Automated ScoreBook**  
**Kentucky By-Quarter Statistics (as of Jan 03, 2021)**  
**All games**



**3rd-Down Conversions**

<u>Date</u>	<u>Opponent</u>	<u>Score</u>	<u>Overall</u>	<u>1st Qtr</u>	<u>2nd Qtr</u>	<u>3rd Qtr</u>	<u>4th Qtr</u>	<u>Overtime</u>
-------------	-----------------	--------------	----------------	----------------	----------------	----------------	----------------	-----------------

**4th-Down Conversions**

<u>Date</u>	<u>Opponent</u>	<u>Score</u>	<u>Overall</u>	<u>1st Qtr</u>	<u>2nd Qtr</u>	<u>3rd Qtr</u>	<u>4th Qtr</u>	<u>Overtime</u>
-------------	-----------------	--------------	----------------	----------------	----------------	----------------	----------------	-----------------

**Time of Possession**

<u>Date</u>	<u>Opponent</u>	<u>Score</u>	<u>Overall</u>	<u>1st Qtr</u>	<u>2nd Qtr</u>	<u>3rd Qtr</u>	<u>4th Qtr</u>	<u>Overtime</u>
-------------	-----------------	--------------	----------------	----------------	----------------	----------------	----------------	-----------------



**The Automated ScoreBook**  
**Kentucky Red-Zone Results (as of Jan 03, 2021)**  
**All games**



Kentucky Inside Opponent Red-Zone

28 of 33 (84.8%)

Opponents Inside Kentucky Red-Zone

33 of 44 (75.0%)



**The Automated ScoreBook**  
Kentucky Passing Game-by-Game (as of Jan 03, 2021)  
**All games**



<b>#3 Terry Wilson</b>	<b>Comp</b>	<b>Att</b>	<b>Int</b>	<b>Pct</b>	<b>Yards</b>	<b>TD</b>	<b>Long</b>	<b>Sacked</b>	<b>Effic</b>
Auburn	24	37	1	64.9	239	1	40	2-10	122.64
Mississippi State	8	20	0	40.0	73	1	17	2-16	87.16
Missouri	4	11	0	36.4	38	1	26	0-0	95.38
Alabama	10	19	1	52.6	120	0	33	0-0	95.16
South Carolina	17	26	0	65.4	201	0	36	0-0	130.32
<b>TOTALS</b>	<b>125</b>	<b>200</b>	<b>4</b>	<b>62.5</b>	<b>1187</b>	<b>7</b>	<b>40</b>	<b>10-69</b>	<b>119.90</b>
<b>#2 Joey Gatewood</b>	<b>Comp</b>	<b>Att</b>	<b>Int</b>	<b>Pct</b>	<b>Yards</b>	<b>TD</b>	<b>Long</b>	<b>Sacked</b>	<b>Effic</b>
Mississippi State	0	1	0	0.0	0	0	0	0-0	0.00
Missouri	1	3	0	33.3	12	0	12	1-4	66.93
Alabama	0	4	0	0.0	0	0	0	0-0	0.00
<b>TOTALS</b>	<b>17</b>	<b>35</b>	<b>1</b>	<b>48.6</b>	<b>109</b>	<b>0</b>	<b>12</b>	<b>5-24</b>	<b>69.02</b>
<b>#1A Beau Allen</b>	<b>Comp</b>	<b>Att</b>	<b>Int</b>	<b>Pct</b>	<b>Yards</b>	<b>TD</b>	<b>Long</b>	<b>Sacked</b>	<b>Effic</b>
Vanderbilt	3	5	0	60.0	40	0	20	0-0	127.20
<b>TOTALS</b>	<b>3</b>	<b>7</b>	<b>0</b>	<b>42.9</b>	<b>40</b>	<b>0</b>	<b>20</b>	<b>2-9</b>	<b>90.86</b>
<b>#6 Josh Ali</b>	<b>Comp</b>	<b>Att</b>	<b>Int</b>	<b>Pct</b>	<b>Yards</b>	<b>TD</b>	<b>Long</b>	<b>Sacked</b>	<b>Effic</b>
Auburn	0	1	0	0.0	0	0	0	0-0	0.00





**The Automated ScoreBook**  
Kentucky Rushing/Receiving Game-by-Game (as of Jan 03, 2021)  
**All games**



RUSHING                      No-Yds/TD    AU    OM    MS    UT    MU    UGA    VANDY    UA    UF    SC    ST

RECEIVING                      No-Yds/TD    AU    OM    MS    UT    MU    UGA    VANDY    UA    UF    SC    ST



**The Automated ScoreBook**  
Kentucky All-Purpose Yards Game-by-Game (as of Jan 03, 2021)  
**All games**



<b>ALL-PURPOSE YARDS</b>	<b>Total</b>	<b>AU</b>	<b>OM</b>	<b>MS</b>	<b>UT</b>	<b>MU</b>	<b>UGA</b>	<b>VANDY</b>	<b>UA</b>	<b>UF</b>	<b>SC</b>	<b>ST</b>
Chris Rodriguez	797	13	133	38	73	48	108	149	DNP	DNP	151	84
Josh Ali	550	104	105	22	39	47	35	53	52	47	35	11
Kavosiey Smoke	254	72	29	DNP	DNP	DNP	6	29	26	47	DNP	45
Keaton Upshaw	198	-	5	12	22	-	10	41	44	28	11	25
Allen Dailey	141	42	-	1	25	-	18	5	-	-	31	19
JuTahn McClain	88	-	-	17	23	-	-	7	-	9	6	26
Joshua Paschal	76	-	-	76	-	-	-	-	-	-	-	-
Travis Tisdale	63	DNP	13	DNP	16	-	DNP	-	5	-	29	DNP
Joey Gatewood	62	DNP	DNP	5	23	6	23	-	-	5	DNP	DNP
Mike Drennen	26	DNP	DNP	-	6	-	-	14	-	-	6	DNP
Bryce Oliver	14	DNP	DNP	DNP	-	-	-	6	-	DNP	DNP	8
Jordan Wright	8	-	-	8	-	-	-	-	-	-	-	-
Brandin Echols	7	-	-	-	-	-	-	-	-	-	-	7
Phil Hoskins	4	-	-	-	-	-	4	-	-	-	-	-
Max Duffy	-3	-3	-	-	-	-	-	DNP	DNP	-	-	-
Team	-90	-	-	-48	-2	-	-	-	-36	-	-1	-3





**The Automated ScoreBook**  
Kentucky Total Tackles Game-by-Game (as of Jan 03, 2021)  
**All games**



---

Total Tackles	UA-A	Total	AU	OM	MS	UT	MU	UGA	VANDY	UA	UF	SC	ST
---------------	------	-------	----	----	----	----	----	-----	-------	----	----	----	----



**The Automated ScoreBook**  
Kentucky Tackle For Loss Game-by-Game (as of Jan 03, 2021)  
**All games**



<b>TACKLES FOR LOSS</b>	<b>UA-A</b>	<b>Total</b>	<b>AU</b>	<b>OM</b>	<b>MS</b>	<b>UT</b>	<b>MU</b>	<b>UGA</b>	<b>VANDY</b>	<b>UA</b>	<b>UF</b>	<b>SC</b>	<b>ST</b>
Jamar Watson LB	8-4	10.0	-	1.5-6	1.0-7	1.0-6	-	-	0.5-2	2.0-14	0.5-4	2.5-7	1.0-3
J.J. Weaver LB	6-1	6.5	1.0-1	0.5-1	-	2.0-8	1.0-1	-	1.0-1	1.0-2	-	DNP	DNP
Phil Hoskins DT	3-2	4.0	-	-	-	-	1.0-2	-	-	-	1.0-1	1.0-2	1.0-5
Yusuf Corker	2-1	2.5	-	-	-	-	2.0-6	-	-	-	-	0.5-0	-
D. Robinson DB	2-0	2.0	-	-	1.0-2	-	-	-	1.0-1	-	-	-	-
Brandin Echols DB	2-0	2.0	-	1.0-2	1.0-2	-	-	-	-	-	-	-	-
J. Mahone DT	1-1	1.5	DNP	DNP	-	-	DNP	DNP	DNP	1.0-1	0.5-0	DNP	-
Justin Rogers DL	1-0	1.0	DNP	DNP	-	-	DNP	-	-	-	-	1.0-2	DNP
Vito Tisdale	0-1	0.5	DNP	-	-	-	-	-	-	-	0.5-1	-	-





**The Automated ScoreBook**  
 Kentucky Fumbles Game-by-Game (as of Jan 03, 2021)  
**All games**



FUMBLES	No-Lost	AU	OM	MS	UT	MU	UGA	VANDY	UA	UF	SC	ST
---------	---------	----	----	----	----	----	-----	-------	----	----	----	----

FUMBLES FORCED	Number	AU	OM	MS	UT	MU	UGA	VANDY	UA	UF	SC	ST
----------------	--------	----	----	----	----	----	-----	-------	----	----	----	----

FUMBLES RECOVERED	Number	AU	OM	MS	UT	MU	UGA	VANDY	UA	UF	SC	ST
-------------------	--------	----	----	----	----	----	-----	-------	----	----	----	----



**The Automated ScoreBook**  
**Kentucky Games Played (as of Jan 03, 2021)**  
**All games**



---

#	PLAYER	GP-GS	AU	OM	MS	UT	MU	UGA	VANDY	UA	UF	SC	ST
---	--------	-------	----	----	----	----	----	-----	-------	----	----	----	----





The Automated ScoreBook  
Kentucky Games Played (as of Jan 03, 2021)  
All games



#	PLAYER	GP-GS	AU	OM	MS	UT	MU	UGA	VANDY	UA	UF	SC	ST
---	--------	-------	----	----	----	----	----	-----	-------	----	----	----	----

---

# NCAA Statistics

## Kentucky - 2020-21 Football Ranking Summary thru games 01/11/2021

Statistic	National Rank	Conference Rank	Value	National Leader	Value	Conference Leader	Value
3rd Down Conversion Pct (127 ranked)	95	9	0.366	Alabama	0.589	Alabama	0.589
3rd Down Conversion Pct Defense (127 ranked)	86	8	0.426	Oklahoma St.	0.265	Texas A&M	0.350
4th Down Conversion Pct (127 ranked)	91	11	0.471	Maryland	1.000	South Carolina	0.739
4th Down Conversion Pct Defense (127 ranked)	114	12	0.708	Rice Wyoming	0.000 0.000	Mississippi St.	0.429
Blocked Kicks (34 ranked)	15	2	2	Army West Point	7	Missouri	3
Blocked Kicks Allowed (127 ranked)	1	1	0	52 teams tied	0	8 teams tied	0
Blocked Punts (13 ranked)				5 teams tied		3	4 teams tied
Blocked Punts Allowed (127 ranked)	1	1	0	84 teams tied	0	11 teams tied	0
Completion Percentage (127 ranked)	76	10	0.597	Alabama	0.762	Alabama	0.762
Defensive TDs (40 ranked)	7	4	3	6 teams tied	4	Alabama LSU Mississippi St.	4 4 4
Fewest Penalties (127 ranked)	90	9	63	Rice	17	Vanderbilt	42
Fewest Penalties Per Game (127 ranked)	55	5	5.73	Rice	3.40	Vanderbilt	4.67
Fewest Penalty Yards (127 ranked)	101	12	615	Rice	104	Vanderbilt	343
Fewest Penalty Yards Per Game (127 ranked)	76	12	55.91	Rice	20.80	Vanderbilt	38.11
First Downs Defense (127 ranked)	109	9	243	Ohio	56	Texas A&M	175
First Downs Offense (127 ranked)	61	13	191	Alabama	365	Alabama	365
Fumbles Lost (127 ranked)	88	9	7	San Jose St. Washington	0	Auburn	2
Fumbles Recovered (120 ranked)	49	7	6	UCF	13	Alabama	10
Kickoff Return Defense (127 ranked)	114	11	25.00	Massachusetts	12.00	Georgia	16.80
Kickoff Returns (127 ranked)	92	10	18.62	Arizona St.	33.67	Georgia	29.70
Net Punting (127 ranked)	22	5	41.12	Miami (FL)	44.96	Florida	44.21
Passes Had Intercepted (127 ranked)	32	3	5	Ohio	0	Alabama Texas A&M	4 4
Passes Intercepted (125 ranked)	3	1	16	Ga. Southern	18	Kentucky	16
Passing Offense (127 ranked)	122	14	121.5	Florida	378.6	Florida	378.6
Passing Yards Allowed (127 ranked)	54	1	224.6	West Virginia	159.6	Kentucky	224.6
Passing Yards per Completion (127 ranked)	121	13	9.21	Western Mich.	17.19	Ole Miss	14.49
Punt Return Defense (127 ranked)	111	14	13.38	Oklahoma St.	-1.50	Tennessee	1.00
Punt Returns (127 ranked)	28	3	10.33	Penn St.	24.62	Alabama	14.95
Red Zone Defense (127 ranked)	20	2	0.750	Indiana	0.640	Alabama	0.744
Red Zone Offense (127 ranked)	52	7	0.848	Eastern Mich.	1.000	Missouri	0.941
Rushing Defense (127 ranked)	53	6	156.1	Georgia	72.3	Georgia	72.3
Rushing Offense (127 ranked)	34	3	196.5	Air Force	305.7	Ole Miss	210.6
Sacks Allowed (127 ranked)	28	3	1.55	Buffalo	0.14	Texas A&M	0.70
Scoring Defense (127 ranked)	45	5	25.9	Marshall	13.0	Alabama	19.4
Scoring Offense (127 ranked)	107	11	21.8	Kent St.	49.8	Alabama	48.5
Tackles for Loss Allowed (127 ranked)	11	3	4.18	Buffalo	2.43	Texas A&M	3.80
Team Passing Efficiency (127 ranked)	113	14	111.24	Alabama	198.99	Alabama	198.99
Team Passing Efficiency Defense (127 ranked)	54	3	132.01	Northwestern	95.27	Alabama	119.37
Team Sacks (127 ranked)	113	14	1.36	Miami (OH)	4.33	Georgia	3.20
Team Tackles for Loss (127 ranked)	104	11	4.9	Colorado St.	10.5	Texas A&M	6.4
Time of Possession (127 ranked)	42	3	31:04	Wisconsin	36:20	Texas A&M	34:49
Total Defense (127 ranked)	45	4	380.7	Army West Point	275.3	Texas A&M	317.3
Total Offense (127 ranked)	115	14	318.0	Kent St.	606.5	Ole Miss	555.5
Turnover Margin (127 ranked)	13	1	0.91	Arizona St.	2.00	Kentucky	0.91
Turnovers Gained (127 ranked)	6	1	22	Ga. Southern	26	Alabama Kentucky LSU	22 22 22
Turnovers Lost (127 ranked)	52	3	12	Miami (OH) Ohio	2 2	Texas A&M	8
Winning Percentage (119 ranked)	69	9	0.455	Alabama	1.000	Alabama	1.000

Statistic	Player	National Rank	Conference Rank	Value	National Leader	Value	Conference Leader	Value
All Purpose (200 ranked)	Christopher Rodriguez Jr.	131	15	88.56	D'Wayne Eskridge, Western Mich.	213.00	DeVonta Smith, Alabama	165.46
Blocked Kicks (5 ranked)					4 players tied	3		
Combined Kick Returns (199 ranked)	Zach Johnson	81	9	228	Avery Williams, Boise St.	762	Velus Jones Jr., Tennessee	398
Completion Percentage (108 ranked)	Terry Wilson Jr.	43	9	0.625	Mac Jones, Alabama	0.774	Mac Jones, Alabama	0.774
Completions Per Game (100 ranked)	Terry Wilson Jr.	92	11	12.50	Kedon Slovis, Southern California	29.50	Will Rogers, Mississippi St.	26.56
Field Goal Percentage (104 ranked)	Matt Ruffolo	16	3	0.857	5 players tied	1.000	Will Reichard, Alabama	1.000
Field Goals Per Game (125 ranked)	Matt Ruffolo	38	6	1.20	John Hoyland, Wyoming	2.17	Anders Carlson, Auburn	1.82
	Chance Poore	125	15	0.09				
Forced Fumbles (55 ranked)	Jordan Wright	48	4	0.27	Evan Fields, Arizona St. Zion Tupuola-Fetui, Washington	0.75 0.75	Azeez Ojulari, Georgia	0.40
Fumbles Recovered (89 ranked)	Jordan Wright	12	2	2	Tavante Beckett, Marshall	4	JaCoby Stevens, LSU	3
	Jamin Davis	89	7	1	Zach VanValkenburg, Iowa	4		
	Kordell Looney	89	7	1				
	Marquan McCall	89	7	1				
	DeAndre Square	89	7	1				
Interceptions Per Game (140 ranked)	Kelvin Joseph	14	2	0.4	Shakur Brown, Michigan St.	0.7	Emmanuel Forbes, Mississippi St.	0.5
	Jamin Davis	64	7	0.3				
Kickoff Return TDs (5 ranked)					4 players tied	2	Trey Palmer, LSU Jerrion Ealy, Ole Miss	1 1
Kickoff Returns (80 ranked)					De'Montre Tuggle, Ohio	45.0	Tank Bigsby, Auburn	23.5
Passes Defended (24 ranked)					Tarheeb Still, Maryland	2.0		
Passing Efficiency (108 ranked)	Terry Wilson Jr.	88	11	119.9	Mac Jones, Alabama	203.1	Mac Jones, Alabama	203.1
Passing TDs (129 ranked)	Terry Wilson Jr.	94	13	7	Kyle Trask, Florida	43	Kyle Trask, Florida	43
Passing Yards (130 ranked)	Terry Wilson Jr.	84	13	1,187	Mac Jones, Alabama	4,500	Mac Jones, Alabama	4,500
Passing Yards Per Game (130 ranked)	Terry Wilson Jr.	104	12	118.7	Dillon Gabriel, UCF	357.0	Kyle Trask, Florida	356.9
Passing Yards per Completion (108 ranked)	Terry Wilson Jr.	101	11	9.50	Layne Hatcher, Arkansas St.	17.74	Mac Jones, Alabama	14.47
Points Responsible For (185 ranked)	Terry Wilson Jr.	117	18	72	Kyle Trask, Florida	278	Kyle Trask, Florida	278
	Christopher Rodriguez Jr.	134	22	66				
	Matt Ruffolo	177	30	58				
Points Responsible For Per Game (197 ranked)	Christopher Rodriguez Jr.	157	22	7.3	Dustin Crum, Kent St.	24.0	Kyle Trask, Florida	23.2
	Terry Wilson Jr.	165	24	7.2				
Punt Return TDs (4 ranked)					Phillip Brooks, Kansas St. Derius Davis, TCU Avery Williams, Boise St.	2 2 2	Barton Lester, Auburn DeVonta Smith, Alabama Kadarius Toney, Florida	1 1 1
Punt Returns (38 ranked)					Marcus Jones, Houston	19.8	Kearis Jackson, Georgia	5.8
Punting (86 ranked)	Max Duffy	12	2	45.1	Pressley Harvin III, Georgia Tech	48.0	Jake Camarda, Georgia	46.6
Receiving TDs (158 ranked)	Keaton Upshaw	158	25	3	DeVonta Smith, Alabama	23	DeVonta Smith, Alabama	23
Receiving Yards (199 ranked)	Josh Ali	126	24	473	DeVonta Smith, Alabama	1,856	DeVonta Smith, Alabama	1,856
Receiving Yards Per Game (200 ranked)	Josh Ali	192	25	43.0	Elijah Moore, Ole Miss	149.1	Elijah Moore, Ole Miss	149.1
Receptions Per Game (200 ranked)	Josh Ali	73	9	4.9	Elijah Moore, Ole Miss	10.8	Elijah Moore, Ole Miss	10.8
Rush Yards Per Carry (151 ranked)	Christopher Rodriguez Jr.	17	1	6.60	Rachaad White, Arizona St.	10.00	Christopher Rodriguez Jr., Kentucky	6.60
	Terry Wilson Jr.	127	14	4.08				
Rushing TDs (199 ranked)	Christopher Rodriguez Jr.	17	4	11	Najee Harris, Alabama	26	Najee Harris, Alabama	26
	Terry Wilson Jr.	96	11	5				
Rushing Yards (200 ranked)	Christopher Rodriguez Jr.	31	6	785	Breece Hall, Iowa St.	1,572	Najee Harris, Alabama	1,466
	Asim Rose	53	11	666				
	Terry Wilson Jr.	155	18	424				
Rushing Yards Per Game (200 ranked)	Christopher Rodriguez Jr.	37	5	87.2	Jaret Patterson, Buffalo	178.7	Kevin Harris, South Carolina	113.8
	Asim Rose	102	11	60.5				
	Terry Wilson Jr.	177	16	42.4				
Sacks (144 ranked)	Jamar Watson	124	12	0.45	Zion Tupuola-Fetui, Washington	1.75	Azeez Ojulari, Georgia	0.85
Scoring (194 ranked)	Christopher Rodriguez Jr.	68	12	7.3	Jaret Patterson, Buffalo	19.0	Najee Harris, Alabama	13.8
	Matt Ruffolo	163	20	5.8				
Solo Tackles (44 ranked)	Jamin Davis	44	5	5.0	Bubba Arslanian, Akron	7.8	Nick Bolton, Missouri	5.5
Tackles For Loss (45 ranked)					Carson Wells, Colorado	2.7	Azeez Ojulari, Georgia	1.2
Total Interceptions (67 ranked)	Kelvin Joseph	8	2	4	Derrick Canteen, Ga. Southern	6	Emmanuel Forbes, Mississippi St.	5
	Jamin Davis	31	5	3	Brandon Joseph, Northwestern	6		
	Yusuf Corker	67	14	2				
Total Offense (200 ranked)	Terry Wilson Jr.	98	11	161.1	Matt Corral, Ole Miss	384.3	Matt Corral, Ole Miss	384.3
	Christopher Rodriguez Jr.	154	17	87.2				
Total Points Scored (137 ranked)	Christopher Rodriguez Jr.	66	14	66	Najee Harris, Alabama	180	Najee Harris, Alabama	180
	Matt Ruffolo	101	21	58				
Total Tackles (496 ranked)	Jamin Davis	21	4	10.2	Grant Morgan, Arkansas	12.3	Grant Morgan, Arkansas	12.3
	Yusuf Corker	158	19	7.0	Bubba Arslanian, Akron	12.3		
	DeAndre Square	379	46	5.5				
	Brandin Echols	470	54	4.9				
Total Touchdowns (137 ranked)	Christopher Rodriguez Jr.	26	7	11	Najee Harris, Alabama	30	Najee Harris, Alabama	30
Yards per Pass Attempt (108 ranked)	Terry Wilson Jr.	97	11	5.93	Kaleb Eleby, Western Mich.	11.21	Mac Jones, Alabama	11.19
Yards per Reception (200 ranked)					Jaylen Hall, Western Mich.	26.92	Kenny Yeboah, Ole Miss	19.41