

KENTUCKY[®]

MEN'S BASKETBALL



UK | **WILDCATS**

2023-24 RECORD BOOK

WILDCATS™

23
24

SCHEDULE

| | | | |
|------------|---------------------------------|----------|-------|
| OCT. 27 | GEORGETOWN COLLEGE (EXH) | 7 PM | SECN |
| NOV. 2 | KENTUCKY STATE (EXH) | 7 PM | SEC+ |
| NOV. 6 | NEW MEXICO STATE | 8 PM | SECN |
| NOV. 10 | TEXAS A&M-COMMERCE ¹ | 7 PM | SEC+ |
| NOV. 14 | vs. Kansas ² | 9:30 PM | ESPN |
| NOV. 17 | STONEHILL ³ | 7 PM | SEC+ |
| NOV. 20 | SAINT JOSEPH'S ⁴ | 7 PM | SECN |
| NOV. 24 | MARSHALL | 7 PM | SECN |
| NOV. 28 | MIAMI ⁵ | 7:30 PM | ESPN |
| DEC. 2 | UNC WILMINGTON | 4 PM | SECN |
| DEC. 9 | vs. Penn ⁶ | Noon | ESPN2 |
| DEC. 16 | vs. North Carolina ⁵ | 5:30 PM | CBS |
| DEC. 21 | at Louisville | 6 PM | ESPN |
| DEC. 29 | ILLINOIS STATE | 7 PM | SECN |
| JAN. 6 | at Florida* | 12:30 PM | ESPN |
| JAN. 9 | MISSOURI* | 7 PM | ESPN |
| JAN. 13 | at Texas A&M* | 3 PM | ESPN |
| JAN. 17 | MISSISSIPPI STATE* | 7 PM | ESPN2 |
| JAN. 20 | GEORGIA* | 6 PM | SECN |
| JAN. 23 | at South Carolina* | 7 PM | ESPN |
| JAN. 27 | at Arkansas* | 6 PM | ESPN |
| JAN. 31 | FLORIDA* | 8 PM | ESPN |
| FEB. 3 | TENNESSEE* | 8:30 PM | ESPN |
| FEB. 6 | at Vanderbilt* | 8:30 PM | SECN |
| FEB. 10 | GONZAGA | 4 PM | CBS |
| FEB. 13 | OLE MISS* | 9 PM | ESPN |
| FEB. 17 | at Auburn* | 6 PM | ESPN |
| FEB. 21 | at LSU* | 9 PM | ESPN |
| FEB. 24 | ALABAMA* | 4 PM | CBS |
| FEB. 27 | at Mississippi State* | 7 PM | ESPN |
| MAR. 2 | ARKANSAS* | 1:30 PM | CBS |
| MAR. 6 | VANDERBILT* | 8 PM | SECN |
| MAR. 9 | at Tennessee* | 4 PM | CBS |
| MAR. 13-17 | SEC TOURNAMENT* | TBA | TBA |



ALL DATES ARE SUBJECT TO CHANGE. ALL TIMES EASTERN. 1-Wildcat Challenge presented by Kentucky Tourism (Rupp Arena); 2-Champions Classic (United Center, Chicago); 3-ACC/SEC Challenge (Rupp Arena); 4-Wells Fargo Center, Philadelphia; 5-CBS Sports Classic (State Farm Arena, Atlanta); 6-SEC Tournament (Bridgestone Arena, Nashville, Tenn.)

*INDICATES SEC GAME



TABLE OF CONTENTS

| | | | |
|--|---------|--|---------|
| Quick Facts | 2 | Year-By-Year Scoring Leaders..... | 125 |
| 2023-24 Roster | 3-4 | 1,000-Point Scorers | 126-135 |
| TV Chart | 5 | Field Goals Records | 136-137 |
| Coaching Staff..... | 6 | Year-By-Year Field-Goal Percentage..... | 138 |
| Support Staff | 7 | Free Throws Records | 139-140 |
| 2023-24 Player Bios | 8-19 | Year-By-Year Free-Throw Percentage..... | 141 |
| Coaching Staff Bios | 20-28 | 3-Point Field Goals Records | 142-143 |
| 2022-23 Final Statistics..... | 29 | Year-By-Year 3-Point Field Goals Made..... | 143 |
| 2022-23 Final SEC Statistics..... | 30 | Rebounding Records..... | 144 |
| 2022-23 Game-By-Game Statistics | 31-33 | Year-By-Year Rebounding Leaders | 145 |
| 2022-23 Individual Game-By-Game Statistics | 34-38 | Steals Records | 146 |
| All-Time Wildcats..... | 39-43 | Year-By-Year Steals Leaders | 147 |
| Retired Jerseys..... | 44-45 | Blocks Records..... | 148 |
| All-Americans | 46-47 | Year-By-Year Blocks Leaders | 149 |
| Hall of Fame..... | 48 | Assists Records | 150 |
| Awards and Honors | 49-54 | Year-By-Year Assists Leaders..... | 151 |
| Academic Honors | 55 | Miscellaneous Records | 152-153 |
| Kentucky in the NCAA | 56 | UK vs. Each State/Province/Country | 153 |
| Kentucky Records in the NCAA Tournament | 57 | Streaks..... | 154-155 |
| Year-By-Year in the NCAA Tournament | 58-61 | Overtime | 156-157 |
| UK's NCAA Tournament Team Game Highs | 62-63 | Calipari Era Individual Single-Game Records..... | 158-160 |
| UK's NCAA Tournament Individual Game Highs | 64-65 | Calipari Era All-Time Double-Doubles | 161-164 |
| UK vs. NCAA Tournament Opponents | 66 | Calipari Era Individual Season Records..... | 165-167 |
| National Championships | 67-74 | Calipari Era Individual Season Milestones..... | 168 |
| Helms National Titles | 75 | Calipari Era Miscellaneous Records..... | 168-169 |
| NCAA Championship Coaches | 76-78 | Calipari Era Individual Career Records..... | 170-171 |
| Kentucky in the AP Top 25 | 79-81 | Calipari Era Team Game Scoring Records | 172-173 |
| Kentucky in the Coaches Poll..... | 82-84 | Calipari Era Team Game Records..... | 174-176 |
| Kentucky Finishes in National Rankings | 85 | Calipari Era Largest Margins | 177-178 |
| All-Time Winningest Teams | 86 | Calipari Era Team Season Records..... | 179-180 |
| All-Time Winning Percentage | 86 | Year-By-Year Results | 181-184 |
| SEC All-Time Standings | 87 | All-Time Results..... | 185-221 |
| Annual SEC Champions..... | 88-89 | Series Records vs. Opponents | 222-224 |
| UK vs. SEC Tournament Field..... | 90 | Kentucky vs. DI Conferences..... | 225-227 |
| Kentucky's SEC Tournament History..... | 90-91 | Scores vs. All Opponents | 228-250 |
| Biggest Shots | 92-93 | | |
| Biggest Games | 94-97 | | |
| Unparalleled Tradition..... | 98-101 | | |
| Rupp Arena at Central Bank Center Records..... | 102-103 | | |
| Largest Rupp Arena Crowds | 103 | | |
| Kentucky Game Attendance | 104 | | |
| College Tournaments in Rupp Arena | 105-106 | | |
| Year-By-Year at Alumni Gym | 107 | | |
| Year-By-Year at Memorial Coliseum | 107 | | |
| Year-By-Year at Rupp Arena | 108 | | |
| Kentucky Results in Louisville..... | 109-110 | | |
| Wildcats in the NBA..... | 111-112 | | |
| Kentucky in the NBA Draft..... | 113-114 | | |
| NBA Award Winners..... | 115-116 | | |
| Year-By-Year Team Statistics | 117-121 | | |
| Single-Game Records..... | 122 | | |
| Scoring Records | 123-124 | | |

The 2023-24 Kentucky Basketball Record Book © 2023 was published by the University of Kentucky Athletics Department, Mitch Barnhart, Athletics Director

CREDITS

Written, Compiled & Edited by:
Deb Moore and Brett Rybak
Design & Layout: Craig Hornberger and Brady McBride



QUICK FACTS

GENERAL

Location: Lexington, Ky.
Enrollment: 33,000
Founded: 1865
Colors: Blue and White
Nickname: Wildcats
Conference: Southeastern Conference
All-Time Record: 2,375-748-1 (76.0%)
Arena: Rupp Arena (20,500)
Rupp Arena Record: 647-81 (88.9%) - 47 seasons
NCAA Championships: 8 (1948, '49, '51, '58, '78, '96, '98, 2012)
NCAA Runners-Up: 4 (1966, '75, '97, 2014)
NCAA Tournament Record: 130-54 (70.7%)
Last NCAA Tournament Appearance: 2023, Second Round
Joe Craft Center Ticket Office: 800.928.CATS
Rupp Arena Ticket Office: 859.233.3535

INSTITUTION PERSONNEL

President: Dr. Eli Capilouto (Alabama, 1971)
Faculty Representative: Joseph L. Fink III (Philadelphia College of Pharmacy & Science, 1970)
Athletics Director: Mitch Barnhart (Ottawa, 1981)
Men's Basketball Administrators: Marc Hill and Ray Oliver
Athletics Phone Number: 859.257.8000

MEDIA INFORMATION

Primary Basketball Contact: Deb Moore (St. Bonaventure, 2006)
Moore's Email: deb.moore@uky.edu
Moore's Phone: 859.257.8506
Secondary Basketball Contact: Brett Rybak (Otterbein University, 2008)
Rybak's Email: brett.rybak@uky.edu
Rybak's Phone: 859.257.8429
Office Phone: 859.257.3838
Office Fax: 859.323.4310
Office Address:
 Athletics Communications and Public Relations
 Joe Craft Center, 338 Lexington Ave.
 Lexington, KY 40506-0019
Rupp Arena Press Row Phone: 859.252.3602
Website: UKathletics.com
Official Social Media Handle: @KentuckyMBB
Coach's Website: CoachCal.com
Coach's Social Media: @UKCoachCalipari
Best Time To Contact Coach Calipari: Coordinate through SID

BASKETBALL STAFF

Head Coach: John Calipari (Clarion, 1982)
Overall College Coaching Record:
 Total: 790-251 (31 seasons) 75.9%
 On-Court: 832-253 (31 seasons) 76.7%
 UMass: 193-71 (8 seasons) 73.1%
 Memphis: 252-69 (9 seasons) 78.5%
 Kentucky: 387-113 (14 seasons) 77.4%
NCAA Appearances (Record):
 Total: 20 (48-19)
 On-Court Total: 22 (57-21)

Associate to the Head Coach: James "Bruiser" Flint (Saint Joseph's, 1987)
Associate Coach: Orlando Antigua (Pittsburgh, 1995)
Assistant Coaches: Ronald "Chin" Coleman (Lamar, 1997; Chuck Martin (Monmouth, 1993)
Associate AD/Basketball Operations: Chris Woolard (UCLA, 1997)
Director of Basketball Administration: Will Barton (Kentucky, 2013)
Strength and Conditioning Coach: Brady Welsh (Eastern Illinois, 2015)
Head Athletic Trainer: Geoffrey Staton (North Carolina, 2007)
Equipment Manager: Mark Evans (Kentucky, 2013)
Director of Academic Services: Michael Stone (Kentucky, 1997)
Team Physicians: Dr. Scott Mair, Dr. Robert Hosey
Administrative Assistant to the Head Coach: Lunetha Moseley (859.257.8024)
Administrative Assistant: Linda Carmack (859.257.1916)

RADIO NETWORK

Play-by-play Announcer: Tom Leach (859.224.1147)
Analyst: Jack Givens (number upon request)

UK VIDEOTAPE FOOTAGE

UK Athletics Video:
 Kevin Butty (859.257.4830)
 Ryan Duffy (859.257.4087)
 Jasper Howell (859.257.4087)

2022-23 REVIEW

Record: 22-12 (12-6 SEC)
 Home: 14-4, Away: 6-4, Neutral: 2-4
SEC Postseason:
 Lost to Vanderbilt in quarterfinals, 80-73
NCAA Postseason:
 Lost to Kansas State in second round, 75-69
Starters Returning/Lost: 1/4
Players Returning/Lost: 7/8
Top Returning in Scoring: Antonio Reeves - 14.4 ppg
Top Returning in Rebounding: Ugonna Onyenso - 2.6 rpg
Top Returning in Assists: Antonio Reeves - 1.1 apg
Top Returning in Blocks: Ugonna Onyenso - 1.0 bpg
Top Returning in Steals: Adou Thiero - 0.5 spg
Top Returning FG% (min. 50 FGA):
 Antonio Reeves - 41.6%
Top Returning 3-Point FG% (min 20 3FG):
 Antonio Reeves - 39.8%
Top Returning FT% (min. 25 FTA): Antonio Reeves - 78.3%
Percent of Minutes Returning: 18.6%
Percent of Points Returning: 22.8%
Percent of Rebounds Returning: 11.4%
Percent of Assists Returning: 10.0%
Percent of Blocks Returning: 22.4%
Percent of Steals Returning: 11.9%

2023-24 ROSTER

NUMERICAL

| No. | NAME | Pos. | Ht. | Wt. | Cl. | HOMETOWN (PREVIOUS SCHOOL) |
|-----|-------------------|------|-----|-----|-----|--|
| 0 | Rob Dillingham | G | 6-3 | 176 | Fr. | Hickory, N.C. (Overtime Elite) |
| 1 | Justin Edwards | G | 6-8 | 203 | Fr. | Philadelphia (Philadelphia Imhotep Institute Charter HS) |
| 2 | Aaron Bradshaw | F | 7-1 | 226 | Fr. | Roselle, N.J. (Camden HS) |
| 3 | Adou Thiero | G | 6-8 | 222 | So. | Leetsdale, Pa. (Quaker Valley HS) |
| 4 | Tre Mitchell | F | 6-9 | 231 | Gr. | Pittsburgh (West Virginia University) |
| 12 | Antonio Reeves | G | 6-6 | 195 | Sr. | Chicago (Illinois State University) |
| 13 | Grant Darybyshire | G | 6-3 | 190 | So. | Cincinnati (Sycamore HS) |
| 14 | Brennan Canada | F | 6-5 | 200 | Gr. | Mount Sterling, Ky. (George Rogers Clark HS) |
| 15 | Reed Sheppard | G | 6-3 | 187 | Fr. | London, Ky. (North Laurel HS) |
| 20 | Joey Hart | G | 6-5 | 203 | Fr. | Linton, Ind. (Linton-Stockton HS) |
| 21 | D.J. Wagner | G | 6-3 | 192 | Fr. | Camden, N.J. (Camden HS) |
| 22 | Walker Horn | G | 6-3 | 190 | So. | Austin, Texas (Westlake HS) |
| 23 | Jordan Burks | F | 6-8 | 202 | Fr. | Decatur, Ala. (Overtime Elite) |
| 25 | Kareem Watkins | G | 5-8 | 175 | Sr. | Camden N.J. (Kingsway Regional HS) |
| 33 | Ugonna Onyenso | F | 7-0 | 247 | So. | Owerri, Imo State, Nigeria (Putnam Science Academy) |
| 44 | Zvonimir Ivišić | F | 7-2 | 234 | Fr. | Vitez, Croatia |

ALPHABETICAL

| No. | NAME | Pos. | Ht. | Wt. | Cl. | HOMETOWN (PREVIOUS SCHOOL) |
|-----|-------------------|------|-----|-----|-----|--|
| 2 | Aaron Bradshaw | F | 7-1 | 226 | Fr. | Roselle, N.J. (Camden HS) |
| 23 | Jordan Burks | F | 6-8 | 202 | Fr. | Decatur, Ala. (Overtime Elite) |
| 14 | Brennan Canada | F | 6-5 | 200 | Gr. | Mount Sterling, Ky. (George Rogers Clark HS) |
| 13 | Grant Darybyshire | G | 6-3 | 190 | So. | Cincinnati (Sycamore HS) |
| 0 | Rob Dillingham | G | 6-3 | 176 | Fr. | Hickory, N.C. (Overtime Elite) |
| 1 | Justin Edwards | G | 6-8 | 203 | Fr. | Philadelphia (Philadelphia Imhotep Institute Charter HS) |
| 20 | Joey Hart | G | 6-5 | 203 | Fr. | Linton, Ind. (Linton-Stockton HS) |
| 22 | Walker Horn | G | 6-3 | 190 | So. | Austin, Texas (Westlake HS) |
| 44 | Zvonimir Ivišić | F | 7-2 | 234 | Fr. | Vitez, Croatia |
| 4 | Tre Mitchell | F | 6-9 | 231 | Gr. | Pittsburgh (West Virginia University) |
| 33 | Ugonna Onyenso | F | 7-0 | 247 | So. | Owerri, Imo State, Nigeria (Putnam Science Academy) |
| 12 | Antonio Reeves | G | 6-6 | 195 | Sr. | Chicago (Illinois State University) |
| 15 | Reed Sheppard | G | 6-3 | 187 | Fr. | London, Ky. (North Laurel HS) |
| 3 | Adou Thiero | G | 6-8 | 222 | So. | Leetsdale, Pa. (Quaker Valley HS) |
| 21 | D.J. Wagner | G | 6-3 | 192 | Fr. | Camden, N.J. (Camden HS) |
| 25 | Kareem Watkins | G | 5-8 | 175 | Sr. | Camden N.J. (Kingsway Regional HS) |

Head Coach: John Calipari (Clarion, 1982)
Associate to the Head Coach: James "Bruiser" Flint (Saint Joseph's, 1987)
Associate Coach: Orlando Antigua (Pittsburgh, 1995)
Assistant Coaches: Ronald "Chin" Coleman (Lamar, 1997)
 Chuck Martin (Monmouth, 1993)
 John Welch (UNLV, 1986)

Associate AD/Basketball Operations: Chris Woolard (UCLA, 1997)
Director of Basketball Admin.: Will Barton (Kentucky, 2013)
Strength and Conditioning Coach: Brady Welsh (Eastern Illinois, 2015)
Head Athletic Trainer: Geoffrey Staton (North Carolina, 2007)
Equipment Manager: Mark Evans (Kentucky, 2013)

PRONUNCIATION GUIDE

John **CALIPARI** cal-uh-PEAR-ee
 Scott **MAIR** like mayor
UGONNA ONYENSO
 ooo-GAH-na ON-yen-so
 Geoffrey **STATON** STATE-in
ADOU THIERO ah-DO THEE-air-oh

WILDCATS BY STATE
New Jersey (3)

Aaron Bradshaw (Roselle)
 D.J. Wagner (Camden)
 Kareem Watkins (Camden)

Pennsylvania (1)

Justin Edwards (Philadelphia)
 Tre Mitchell (Pittsburgh)
 Adou Thiero (Leetsdale)

Kentucky (2)

Brennan Canada (Mount Sterling)
 Reed Sheppard (London)

Alabama (1)

Jordan Burks (Decatur)

Illinois (1)

Antonio Reeves (Chicago)

Indiana (1)

Joey Hart (Linton)

North Carolina (1)

Rob Dillingham (Hickory)

Ohio (1)

Grant Darbyshire (Cincinnati)

Texas (1)

Walker Horn (Austin)

WILDCATS BY COUNTRY
Croatia (1)

Zvonimir Ivišić (Vitez)

Nigeria (1)

Ugonna Onyenso (Owerri, Imo State)

WILDCATS BY CLASS
Graduate Student (2)

Brennan Canada
 Tre Mitchell

Senior (2)

Antonio Reeves
 Kareem Watkins

Sophomore (4)

Grant Darbyshire
 Walker Horn
 Ugonna Onyenso
 Adou Thiero

Freshman (7)

Aaron Bradshaw
 Jordan Burks
 Rob Dillingham
 Justin Edwards
 Joey Hart
 Zvonimir Ivišić
 Reed Sheppard
 D.J. Wagner

WILDCATS BY HEIGHT

| | |
|------------------|-----|
| Zvonimir Ivišić | 7-2 |
| Aaron Bradshaw | 7-1 |
| Ugonna Onyenso | 7-0 |
| Tre Mitchell | 6-9 |
| Jordan Burks | 6-8 |
| Justin Edwards | 6-8 |
| Adou Thiero | 6-8 |
| Antonio Reeves | 6-6 |
| Brennan Canada | 6-5 |
| Joey Hart | 6-5 |
| D.J. Wagner | 6-4 |
| Grant Darbyshire | 6-3 |
| Rob Dillingham | 6-3 |
| Walker Horn | 6-3 |
| Reed Sheppard | 6-3 |
| Kareem Watkins | 5-8 |

TV CHART



0 GUARD
Rob Dillingham
 6-3 | 176 | Freshman
 Hickory, N.C.
 Overtime Elite



1 GUARD
Justin Edwards
 6-8 | 203 | Freshman
 Philadelphia
 Imhopte Institute Charter HS



2 FORWARD
Aaron Bradshaw
 7-1 | 226 | Freshman
 Roselle, N.J.
 Camden High School



3 GUARD
Adou Thiero
 6-8 | 222 | Sophomore
 Leetsdale, Pa.
 Quaker Valley High School




4 FORWARD
Tre Mitchell
 6-9 | 231 | Graduate Student
 Pittsburgh
 West Virginia University



12 GUARD
Antonio Reeves
 6-6 | 195 | Fifth Year Senior
 Chicago
 Illinois State University



13 GUARD
Grant Darbyshire
 6-3 | 190 | Sophomore
 Cincinnati
 Sycamore High School



14 FORWARD
Brennan Canada
 6-5 | 200 | Graduate Student
 Mount Sterling, Ky.
 George Rogers Clark High School




15 GUARD
Reed Sheppard
 6-3 | 187 | Freshman
 London, Ky.
 North Laurel High School



20 GUARD
Joey Hart
 6-5 | 192 | Freshman
 Linton, Ind.
 Linton-Stockton High School



21 GUARD
D.J. Wagner
 6-4 | 190 | Freshman
 Camden, N.J.
 Camden High School



22 GUARD
Walker Horn
 6-3 | 190 | Sophomore
 Austin, Texas
 Westlake High School




23 GUARD
Jordan Burks
 6-8 | 202 | Freshman
 Decatur, Ala.
 Overtime Elite



25 GUARD
Kareem Watkins
 5-8 | 175 | Senior
 Camden, N.J.
 Kingsway Regional High School



33 FORWARD
Ugonna Onyenso
 7-0 | 247 | Sophomore
 Owerri, Imo State, Nigeria
 Putnam Science Academy



44 FORWARD
Zvonimir Ivišić
 7-2 | 234 | Freshman
 Vitez, Croatia

COACHING STAFF



HEAD COACH

John Calipari
Clarion, 1982



ASSOC. TO HC

James "Bruiser" Flint
Saint Joseph's, 1987



ASSOCIATE COACH

Orlando Antigua
Pittsburgh, 1995



ASSISTANT COACH

Ronald "Chin" Coleman
Lamar, 1997



ASSISTANT COACH

Chuck Martin
Monmouth, 1993



ASSISTANT COACH

John Welch
UNLV, 1986



ASSOC. AD OF OPS

Chris Woolard
UCLA, 1997



DIR. OF ADMIN.

Will Barton
Kentucky, 2012



STRENGTH COACH

Brady Welsh
Eastern Illinois, 2015



ATH. TRAINER

Geoffrey Staton
North Carolina, 2007



EQUIPMENT MGR.

Mark Evans
Kentucky, 2013

SUPPORT STAFF

MEN'S BASKETBALL SUPPORT STAFF

Linda Carmack - Administrative Assistant
Kevin Gallagher - Assistant Video Director
Xaymara González Adams - Sports Dietitian
Lunetha Moseley - Administrative Assistant
Michael Stone - Director of Academic Services
Kennan Gumbs - Assistant Strength Coach
Darin Minniefield - Graduate Assistant
Zach Thomas - Graduate Assistant
Tyler Ullis - Student Coach

MEDICAL STAFF

Rob Hosey, M.D. - Head Team Physician
Scott Mair, M.D. - Orthopaedic Team Physician

RUPP ARENA GAME DAY STAFF

Don Adkins - Shot Clock
Ken Bourne - Official Scorer
Mike Fannin - Stats Crew
Doug Hampton - Timeout Coordinator
Charles Higginbotham - Committee of 101 President
Brian Connors Manke - DV Sports Replay Official
Amy Ratliff - Stats Crew
Holly Ratliff - Stats Crew
Michael Stone - Scoreboard
Jay Smith - Stats Crew
Tom Smith - Stats Crew
Patrick Whitmer - Public Address Announcer

MEN'S BASKETBALL BRAND & CONTENT MANAGEMENT

Greg Herbert - Director of Marketing
Craig Hornberger - Senior Director of Creative Services
Jasper Howell - Lead Creative Content Producer
Tim Letcher - Website Coordinator
Deb Moore - Sr. Assoc. Director of Communications and PR
Jake Most - Brand and Content Analyst
Brett Rybak - Assoc. Director of Communications and PR
Nathan Schwake - Associate AD of Marketing and Licensing
Star Shaw - Creative Services Assistant
Chet White - Director of Photography

JMI SPORTS

Brandon Baker - President
Jim Barnhart - Radio Engineer
Curtis Burch - Manager, Digital and Audio Content
Tom Leach - Radio Play-by-Play Announcer
Jack Givens - Broadcast Analyst
Brad Tucker - Manager, Operations and Affiliate Relations

MANAGERS

Brody Dempsey
Ray Surratt
Clay Smith
Davis Hayes
Nicolas Chapman
Will Summers
Max VanDyke
Palmer Sims

2023-24 PLAYER BIOS

#2
AARON BRADSHAW

 7-1 • 226 • Freshman • Forward
 Roselle, N.J.
 Camden High School (Camden, N.J.)

HIGH SCHOOL

Ranked as high as No. 2 overall by Rivals and 247Sports ... McDonald's All-American ... 2023 Iverson Classic selection ... NJ.com First-Team All-State ... Logged 12.1 points and 9.4 rebounds per game as a senior at Camden ... Averaged 8.9 points, 7.4 rebounds and 3.2 blocks per game as a junior while helping Camden to the NJSIAA Group 2 state championship ... Played for NJ Scholars on the EYBL circuit, averaging 12.7 points, 7.3 rebounds and 2.0 blocks ... Tallied three double-doubles during Peach Jam prior to senior season.

PERSONAL

Born Nov. 16 in Newark, New Jersey ... Mother is Shwn-del Bradshaw ... When he's not playing basketball, he's playing video games or meditating ... Lists his mother, grandmother and aunt as his life's greatest influences ... Favorite movie is Fifth Element ... Chose his jersey number because that represents the day his grandmother passed away ... Favorite food is chicken alfredo ... Before taking the court he has to tap his feet, shoulders and head ... Dunked for the first time in sixth grade ... Pregame setlist includes Lauryn Hill and Sade ... Lists Kobe Bryant as his favorite former player and Anthony Davis as his favorite former Wildcat ... Honor Roll student ... Chose Kentucky because it felt like family.


#23
JORDAN BURKS

 6-8 • 202 • Freshman • Forward
 Decatur, Ala.
 Overtime Elite (Atlanta)

HIGH SCHOOL

An explosive scorer at Overtime Elite and led the league with 27.1 points per game in 2022-23 ... Also contributed 7.5 rebounds, 2.9 assists and 1.4 steals per game ... Scored 20 or more points in all but one game and had a season-high of 42 against OTE competition ... Suited up for Hillcrest Prep with Overtime Elite and connected on 46.7% of his field-goal attempts, 26.7% from 3-point range and 67% from the charity stripe ... Began his high school career at Heritage Christian in his hometown and also suited up for Southern California Academy (California) before his move to OTE ... A consensus three-star prospect.

PERSONAL

Born Aug. 11 ... Mother is Vicki Burks ... Lists his most memorable moment as a basketball player as scoring 40 or more in three straight games ... His most prized possession is his Bible ... His mom is his life's greatest influence ... Favorite food is wings (flats) ... Favorite TV show is Ghost ... Has to listen to music before he plays ... Dunked for the first time in eighth grade ... Anthony Davis is his favorite former Wildcat ... Chose Kentucky over Ole Miss, Oregon State and Georgia Tech.


#14
BRENNAN CANADA

 6-5 • 200 • Graduate Student • Forward
 Mount Sterling, Ky.
 George Rogers Clark High School (Winchester, Ky.)

2022-23

Played in five games, making his first-career start on Senior Day against Vanderbilt ... Drained his first-career 3-pointer in win over South Carolina State ... Hauled in a rebound in two minutes of action against Howard ... Put on scholarship in January ... Named to the Southeastern Conference Winter Academic Honor Roll.

2021-22

Inducted into the Frank G. Ham Society of Character which honors student-athletes who have shown an extraordinary commitment to academic excellence, athletic participation, personal development, career preparation and serving as a role model ... Appeared in nine games ... Scored his first career points against Central Michigan at home, also adding a rebound ... Also had a bucket against Western Kentucky and High Point ... Registered a block in the home win over Tennessee ... Named to the Southeastern Conference Winter Academic Honor Roll.

2020-21

Southeastern Conference Winter Academic Honor Roll member ... Appeared in two games in 2020-21 ... Logged two minutes and recorded his first career steal in the win vs. South Carolina ... Played a minute in the season-opening win vs. Morehead State.

2019-20

One of the best prospects from the state of Kentucky ... Capped his career at George Rogers Clark with 1,371 points and 776 rebounds ... Two-year captain ... Named


an All-10th Region First Team selection following a senior season where he averaged 15.0 points and 9.5 rebounds per game ... Averaged double-digit scoring over his final three seasons of high school basketball ... Logged 13 double-doubles his senior season ... A three-time All-District Team selection and a three-time All-District Tournament Team pick ... Team claimed two District 40 titles ... 10th Region runners-up in 2019.

PERSONAL

Born July 15 in Lexington, Kentucky ... Parents are Lynn and Melissa Canada ... Major is communication ... 4.0 student in high school ... Member of the National Honor Society and the Fellowship of Christian Athletes ... Also participated in Big Brothers, Big Sisters ... Father has been his biggest influence ... Chose No. 14 because it's always been his favorite number ... His definition of a true hero is someone who you can rely on and follow.

CANADA'S CAREER STATS

| Year | GP-S | Min-Avg | FG-A | Pct | 3FG-A | Pct | FT-A | Pct | Reb-Avg | PF-D | A | TO | Blk | Stl | Pts-Avg |
|--------------|-------------|---------------|------------|-------------|------------|-------------|------------|-------------|--------------|------------|----------|----------|----------|----------|--------------|
| 2019-20 | 4-0 | 3-0.8 | 0-0 | .000 | 0-0 | .000 | 0-0 | .000 | 0-0.0 | 0-0 | 0 | 1 | 0 | 0 | 0-0.0 |
| 2020-21 | 2-0 | 3-1.5 | 0-0 | .000 | 0-0 | .000 | 0-0 | .000 | 0-0.0 | 0-0 | 0 | 2 | 0 | 1 | 0-0.0 |
| 2021-22 | 9-0 | 13-1.4 | 3-4 | .750 | 0-1 | .000 | 0-0 | .000 | 1-0.1 | 0-0 | 1 | 0 | 1 | 0 | 6-0.7 |
| 2022-23 | 5-1 | 9-1.8 | 1-3 | .333 | 1-3 | .333 | 1-3 | .333 | 1-0.2 | 0-0 | 0 | 0 | 0 | 0 | 3-0.6 |
| TOTAL | 20-1 | 27-1.3 | 4-7 | .571 | 1-4 | .250 | 0-0 | .000 | 2-0.1 | 0-0 | 1 | 3 | 1 | 1 | 9-0.5 |



#13
GRANT DARBYSHIRE

6-3 • 190 • Sophomore • Guard
Cincinnati
Sycamore High School

2022-23

Did not appear in any games in his first season at UK ... Dealt with a right leg injury, but was active late in the season ... Named to First-Year SEC Honor Roll.

HIGH SCHOOL

Served as a captain for Sycamore as a senior and helped lead the team to the Greater Miami Conference cham-

pionship ... Team amassed a 20-3 record, which was the best in school history this past season ... Were also district runners-up after getting off to a 9-0 start, the best in school history ... Shot 43% from 3-point range as a junior and had 14 points and six boards against Middleton on Senior Night ... Also participated in soccer and baseball for Sycamore ... Was a summa cum laude graduate and was also a National Merit Scholar Commended ... Four-time All Conference Academic Team member ... Was a member of the National Honor Society, the Spanish National Honor Society, a Student Ambassador and a member of the Sycamore Athletic Leadership Team ... An Honor Roll student.

PERSONAL

Born April 15 in Florence, Kentucky ... Parents are Dana and Gregg Darbyshire ... Has five siblings, Bryce, Lola, Cash, Jeff and Cove ... Most memorable basketball moment was winning the GMC league title while playing with his younger brother, Bryce ... Father played basketball at Kent State and Miami (OH), grandfather, Lynn, played football and competed in track at Florida State and Miami (OH) ... Favorite food is chicken and waffles ... Lists Karl-Anthony Towns as his favorite basketball player ... Off the court he likes to play pickleball and can also speak Spanish ... Favorite movie is Happy Gilmore and favorite TV show is Family Guy ... Lists his dad as the most influential person in his life ... Chose Kentucky over Kansas, Cincinnati, College of Charleston, Xavier, Indiana and Miami (OH).



#1
JUSTIN EDWARDS

6-8 • 203 • Freshman • Guard
Philadelphia
Philadelphia Imhotep Institute Charter High School

HIGH SCHOOL

Ranked as high as No. 3 overall by all three major recruiting services ... MaxPreps Pennsylvania High School Player of the Year ... 2023 McDonald's All-American ... USA Men's Nike Hoop Summit Team member ... Co-MVP of the Iverson Classic ... Averaged 17.9 points and 7.5 rebounds per

game for nationally ranked Imhotep Charter ... High school team won consecutive state titles ... Scored 19 points and had seven boards in the championship game ... Led Imhotep Charter to the Class 5A state title as a junior, averaging 18.3 points and 8.3 rebounds per game ... Helped Team Final advance to Peach Jam quarterfinals after shooting 39.5% from deep while averaging 15.3 points and 7.0 rebounds per game.

PERSONAL

Born Dec. 16 ... Mother is Ebony Twiggs ... Mother played college basketball at Cheyney University and had a pro career in Portugal ... Mother was also named the MVP of the Philadelphia Public League championship game 23 years before her son was tabbed the MVP of the boys event ... Has two siblings, Akira and Tymir ... Lists his mother as his life's greatest influence ... Favorite food is mac and cheese ... Favorite movie is Love and Basketball ... A superpower he wishes he had is the ability to read minds ... Lists Kevin Durant as his favorite player and Devin Booker as his favorite former Wildcat ... Lists singing as an off the court talent ... Chose Kentucky because it was his dream school.



#0
ROB DILLINGHAM

6-3 • 176 • Freshman • Guard
Hickory, N.C.
Overtime Elite (Atlanta)

assists per game at Overtime Elite ... Joined Overtime Elite for final high school season ... Charlotte Observer High School Basketball Player of the Year in 2020-21 ... 2021 FIBA Americas U16 Championship MVP, averaging 15.7 points and 6.2 assists in more than 20 minutes per game ... Averaged 21.2 points, 4.9 rebounds and 2.1 steals per game as a sophomore at Combine Academy, leading the team to a 29-3 record and a non-association state title.

PERSONAL

Born Jan. 4 in Hickory, North Carolina ... Parents are Va-laaulia Tailele and Donald Dillingham ... Has two siblings, Pai Tailele and Denzel Dillingham ... First car he drove was a Tesla ... Dunked for the first time during the summer of his ninth-grade year in Rock Hill, South Carolina ... Superpower he most wishes he had is tuberculosis ... Lists Kobe Bryant as his favorite player and Malik Monk as his favorite former Wildcat ... His brother has influenced his life the most ... Favorite food is Japanese ... The Matrix is his favorite movie ... Chose Kentucky over North Carolina, UCLA, Southern Cal, Memphis and Louisville.



#20
JOEY HART

6-5 • 203 • Freshman • Guard
Linton, Ind.
Linton-Stockton High School

HIGH SCHOOL

Averaged 23.6 points and shot better than 40% from 3-point range while helping Linton-Stockton High School

to the Class 2A State Finals as a senior ... While playing on the Under Armour grassroots circuit prior to his senior season, the three-star prospect shot 45% from deep, averaging 19.8 points per contest.

PERSONAL

Born May 6 in Vincennes, Indiana ... Parents are Brooke and Joey Hart ... Has three siblings, Toby, Jack and Rylee ... Father played basketball at Coastal Carolina ... Favorite show to binge watch is Breaking Bad ... Lists going to the state finals as his most memorable moment as a basketball player ... His father and grandfather are his life's greatest influences ... Off the court he likes to play video games and fish ... Superpower he most wishes he had is the ability to fly ... Dunked for the first time in eighth grade ... Must take a nap as his pregame superstition ... Lists LeBron James as his favorite player and Tyler Herro as his favorite former Wildcat ... Chose UK over Rutgers and UCF.

HIGH SCHOOL

Ranked as high as No. 13 overall by 247Sports ... Appeared in the 2023 Iverson Classic and was the Iverson Classic Crossover Award winner ... Averaged 14.7 points and 4.9


HIGH SCHOOL

Finished his high school career at Westlake High School in Austin, Texas, after spending his previous two seasons at Covington Catholic in Covington, Kentucky ... Westlake was a state semifinalists in 2022 ... Horn was a part of a regional championship as a sophomore and a district championship as a junior with Covington Catholic ... Westlake went 38-2 his senior season ... Averaged 9.3 points, 5.2 assists and 2.4 rebounds as a senior ... Charted 15 points, five assists and four boards against Del Valle ... An Academic All-District selection ... Graduated cum laude and was a recipient of a Kentucky Provost Academic Scholarship ... Coached the Westlake Youth Basketball League fifth and sixth-grade team during the spring semester of his season.

PERSONAL

Born May 19 in Milwaukee ... Parents are Carla and Darrin Horn ... Has a sister, Caroline ... Father is the head coach at Northern Kentucky ... Major is exploratory studies in business administration ... Most memorable moment as a basketball player was playing in the Texas Final Four in the Alamodome ... Lists his dog as his most prized possession ... Chose No. 21 because his father wore it in college as a player at Western Kentucky ... Favorite food is tacos ... Must always end warm ups on a made shot ... A superpower he most wishes he had is telepathy ... Favorite former Wildcat is Anthony Epps ... His father has influenced his life the most ... Chose Kentucky over Marquette and Michigan State.


HIGH SCHOOL

Averaged 11.4 points, 5.3 rebounds and 3.4 blocks per game in the FIBA U20 European Championship for his home country of Croatia ... Also shot 34% from 3-point range and averaged nearly 20 minutes a game ... In the past two seasons, he suited up for SC Derby in Montenegro ... Averaged 5.2 points, 3.5 rebounds and 1.1 blocks per game in the Adriatic League ... During the playoffs, he produced his best outing with 22 points, 13 rebounds and three blocks against European League side Partizan.

PERSONAL

Born Aug. 9 in Nova Bilu, Croatia ... Parents are Mladenko and Marina Ivišić ... Has three siblings, Nikola, Jelena and Tomislav ... His twin brother, Tomislav, is his life's greatest influence ... Enjoys playing video games away from the court ... His favorite movie is Harry Potter ... His favorite TV show is Game of Thrones ... Off the court talent is playing the harmonica ... Listens to Lil Baby, Polo G, Lil Durk and Drake before games ... Dunked for the first time at age 12 ... Favorite former Wildcat is DeMarcus Cousins ... Favorite basketball player ever is Drazen Petrovic.

#22 WALKER HORN

6-3 • 190 • Sophomore • Guard
Austin, Texas
Westlake High School

#44 ZVONIMIR IVIŠIĆ

7-2 • 234 • Freshman • Forward
Vitez, Croatia



Oklahoma St. ... First WVU double-double with 16 points and 13 rebounds at Kansas State ... Named Big 12 Player of the Week for Dec. 12 ... Finished with 17 points and six rebounds vs. Buffalo ... Scored 13 points with seven rebounds vs. UAB ... Had 19 points and six rebounds against Navy ... Scored a team-high 17 points against Florida ... Posted a game-high 16 points against Portland State ... Had 11 points against Penn ... Scored a game-high 21 points with six rebounds against Morehead State ... Had 13 points in his WVU debut vs. Mount St. Mary's.

2022-23 (at Texas)

Started 17 of 24 games played ... Averaged 8.7 points and 4.0 rebounds per game ... Shot 47.8% from the field and 80.0% from the free-throw line ... Had a season-high 19 points and 11 rebounds at Seton Hall ... Had double figures in nine games.

2020-21 (at UMass)

Played in 13 of a possible 15 games ... Earned a spot on the Atlantic 10 All-Conference First Team ... Became the first UMass player to receive the honor since 2013 ... Named to the Atlantic 10 All-Academic Team ... One of 10 midseason candidates for the Karl Malone Award, given annually to the top power forward in Division I men's college basketball ... Averaged a team-best 18.8 points and 7.2 rebounds in 32.3 minutes per contest ... Converted 51.9% from the floor, including a 37.5% mark from 3-point range ... Also hit 76.8% from the free-throw line ... Posted 31 points and 11 rebounds in the season opener against Northeastern ... Tallied a career-high 37 points at La Salle ... The 37 points tied for the eighth-highest point total in UMass single-game history.

2019-20 (at UMass)

Played and started all 31 games ... Named the Atlantic 10 Conference Rookie of the Year ... Atlantic 10 All-Conference Second-Team selection ... First UMass freshman to earn all-league honors since Marcus Camby in 1993-94 ... Six-time honoree as Atlantic 10 Rookie of the Week ...

#4 TRE MITCHELL

6-9 • 231 • Graduate Student • Forward
Pittsburgh
West Virginia University

2022-23 (at West Virginia)

Started 32 of 34 games, averaging 30.0 minutes per game ... Averaged 11.7 points and 5.5 rebounds per game ... Shot 47.0% from the field ... Led WVU with 142 defensive rebounds ... Had 61 assists, 21 blocks and 28 steals ... Finished with 11 points and seven rebounds vs. Kansas in Big 12 Championship ... Scored 17 points with nine rebounds and four steals against Texas Tech in Big 12 Championship ... Had 14 points and six rebounds against Kansas State ... Scored 20 points at Kansas ... Recorded a season-high 22 points against Oklahoma State ... Scored 15 points with six rebounds and three blocks at TCU ... Had 12 points and eight rebounds against Texas ... Scored 16 points on 7-of-8 shooting at Oklahoma ... Double-double with 14 points and 15 rebounds vs. Baylor ... Scored 15 points against Kansas ... Finished with 16 points and seven rebounds at

HORN'S CAREER STATS

| Year | GP-S | Min-Avg | FG-A | Pct | 3FG-A | Pct | FT-A | Pct | Reb-Avg | PF-D | A | TO | Blk | Stl | Pts-Avg |
|--------------|------------|--------------|------------|-------------|------------|-------------|------------|-------------|--------------|------------|----------|----------|----------|----------|--------------|
| 2022-23 | 4-0 | 8-2.0 | 0-1 | .000 | 0-1 | .000 | 0-0 | .000 | 1-0.3 | 1-0 | 1 | 4 | 0 | 0 | 0-0.0 |
| TOTAL | 4-0 | 8-2.0 | 0-1 | .000 | 0-1 | .000 | 0-0 | .000 | 1-0.3 | 1-0 | 1 | 4 | 0 | 0 | 0-0.0 |


Finished the regular season by winning five-straight A-10 Rookie of the Week honors, the most by an Atlantic 10 player since Lamar Odom of Rhode Island in 1998-99 ... Averaged a team-best 17.7 points and 7.2 rebounds in 30.8 minutes per contest ... Added 32 blocks and 31 steals on the year ... Converted 48.1% from the floor and 72.8% from the free-throw line ... His 19.6 points-per-game scoring average in A-10 games ranked second in the conference behind only A-10 Player of the Year Obi Toppin ... Set a UMass freshman record for most field goals in a season with 206 ... His 548 points were fourth in the nation among NCAA Division I freshmen and eight shy of breaking the UMass rookie record for single-season points ... Tallied 30 points at Rhode Island ... Recorded 15 points and a career-high 19 boards at Fordham ... Posted 34 points and 12 rebounds against Rhode Island.

HIGH SCHOOL

Played his junior and senior years of high school at Woodstock Academy in Woodstock, Connecticut ... Named the 2019 state of Connecticut Gatorade Boys Basketball Player of the Year ... Ranked as the No. 72 overall prospect in the nation by Rivals and No. 73 by ESPN in the class of 2019 ... Averaged 16.6 points, 13.5 rebounds, 3.6 assists and 2.6 blocks per game as a senior in 2018-19 ... Led

MITCHELL'S CAREER STATS

| Year | GP-S | Min-Avg | FG-A | Pct | 3FG-A | Pct | FT-A | Pct | Reb-Avg | PF-D | A | TO | Blk | Stl | Pts-Avg |
|--------------|---------------|------------------|-----------------|-------------|----------------|-------------|----------------|-------------|----------------|--------------|------------|------------|-----------|-----------|------------------|
| 2019-20 | 31-31 | 955-30.8 | 206-428 | .481 | 37-112 | .330 | 99-136 | .728 | 222-7.2 | 93-3 | 58 | 101 | 32 | 31 | 548-17.7 |
| 2020-21 | 13-12 | 419-32.2 | 83-160 | .519 | 15-40 | .375 | 63-82 | .768 | 93-7.2 | 35-0 | 29 | 28 | 20 | 16 | 244-18.8 |
| 2021-22 | 24-17 | 447-18.6 | 77-161 | .478 | 15-46 | .326 | 40-50 | .800 | 95-4.0 | 41-0 | 32 | 35 | 16 | 17 | 209-8.7 |
| 2022-23 | 34-32 | 1019-30.0 | 143-304 | .470 | 36-99 | .364 | 75-95 | .789 | 187-5.5 | 91-2 | 61 | 73 | 21 | 28 | 397-11.7 |
| TOTAL | 102-92 | 2839-27.8 | 509-1053 | .483 | 103-297 | .347 | 277-363 | .763 | 597-5.9 | 260-5 | 180 | 237 | 89 | 92 | 1398-13.7 |



#33

UGONNA ONYENSO

7-0 • 247 • Sophomore • Forward

Owerri, Imo State, Nigeria

Putnam Science Academy

2022-23

Played in 16 games off the bench ... Averaged 2.5 points, 2.6 rebounds and 1.0 blocked shot per game ... Chipped in with seven points, 10 boards and a team-high three rejections in a win over North Florida ... Posted six points and three blocks in the win over South Carolina State ... Had a

Woodstock to a 38-2 record in his senior year ... Averaged 13.5 points, 10.5 rebounds, four assists and two blocks per game in his junior season (2017-18) ... Paced the Centaurs to a 35-5 mark and the semifinals of the National Prep Tournament ... Two-time Power 5 Conference AAA Player of the Year ... Two-time Hoophall Classic Most Valuable Player ... Scored over 1,000 points in his two seasons at Woodstock ... Attended Elizabeth Forward High School in Elizabeth, Pennsylvania, during his freshman and sophomore years.

PERSONAL

Born Sept. 24 in Bumberg, Germany ... Parents are Erin and Tony Tortorice and Vincent Mitchell ... Has three siblings, Justice, Journee and Peter ... Mother played college basketball at College of Charleston ... Off the court he enjoys spending time with his dog and playing video games ... Can sketch and draw and has aspirations to learn to play the saxophone ... His mother is his life's greatest influence ... His dog and a pocket watch passed down through his family are his most prized possessions ... Favorite food is steak ... Favorite movie is Remember the Titans ... Favorite player is Kevin Durant and his favorite UK player is DeMarcus Cousins.

game-high 10 rebounds and added nine points and three blocks in win over Duquesne ... Blocked a game-high four shots to go along with six points and four rebounds in 20 minutes off the bench against Howard ... Named to First-Year SEC Honor Roll.

HIGH SCHOOL

Reclassified to the 2022 class ... Ranked as a top-25 prospect in the 2023 class by all of the major scouting services ... Spent his senior season at Putnam Science Academy in Connecticut, the same program that former Wildcat Hamidou Diallo hailed from ... Joined Putnam in January and the squad was a perfect 20-0 with Onyenso on the roster, including winning a national championship ... Averaged 11.4 points, 9.0 rebounds and 5.7 blocks per game ... Also shot 64.4% from the floor and had five games with at least

10 blocked shots ... Had a 24-point, 11-rebound and 11-block triple-double ... Playing at the NBA Academy Games in the summer of 2022, he scored in double figures in each of the six games he appeared ... Averaged 13.2 points, 9.2 rebounds and 2.7 blocks per game, while also connecting on 64.4% of his field-goal attempts ... Registered 32 total boards (5.3 per game) on the offensive end ... Prior to enrolling at Putnam, he attended NBA Academy Africa for more than two years ... During his time with the academy, he participated in a number of high-profile international competitions in Europe, Mexico and the United States, including the Tarkanian Classic and NBA Academy exhibi-

tion games ... He helped NBA Academy Africa win the European Youth Basketball League Tournament in Hungary ... In February of 2020, he became one of the youngest players ever to make the senior men's Nigerian National Team ... Made his debut with the team at the FIBA Basketball World Cup 2023 African Qualifiers in November of 2021 ... Scored 10 points on 5-of-8 shooting and had four rebounds and two blocks in 16 minutes in a 96-69 win over Uganda.

PERSONAL

Born Sept. 25 in Owerri, Imo State, Nigeria ... Parents are Martins and Lilian Chinyere ... Has four siblings, Ikenna,

ONYENSO'S CAREER STATS

| Year | GP-S | Min-Avg | FG-A | Pct | 3FG-A | Pct | FT-A | Pct | Reb-Avg | PF-D | A | TO | Blk | Stl | Pts-Avg |
|--------------|-------------|----------------|--------------|-------------|------------|-------------|------------|-------------|---------------|------------|----------|----------|-----------|----------|---------------|
| 2022-23 | 16-0 | 111-6.9 | 18-34 | .529 | 0-0 | .000 | 4-7 | .571 | 42-2.6 | 8-0 | 2 | 4 | 16 | 3 | 40-2.5 |
| TOTAL | 16-0 | 111-6.9 | 18-34 | .529 | 0-0 | .000 | 4-7 | .571 | 42-2.6 | 8-0 | 2 | 4 | 16 | 3 | 40-2.5 |



#12

ANTONIO REEVES

6-6 • 195 • Fifth Year Senior • Guard

Chicago

Illinois State University

2022-23

Named Southeastern Conference Sixth Man of the Year ... Saw action in all 34 games, making 14 starts ... Ranked second on the team with 14.4 points per game, while making a team-high 80 3-pointers ... The 80 makes are the 12th most in a single season in UK history ... Shot 39.8% from deep ... Had four 20-plus-point performances off of the bench, the most in John Calipari's tenure ... Scored in double figures in 26 contests, including 10 20-point games ... Poured in a game-high 22 points in the NCAA Tournament win over Providence ... Scored a career-high 37 points on 12 of 17 from the field and a perfect 11 for 11 from the free-throw line in win at Arkansas ... Posted a team-high 22 points and added a pair of steals in the SEC Tournament vs. Vanderbilt ... Poured in 21 points, connecting on 4 of 7 from deep, in win over Auburn ... Scored 16 points and added a season-high four assists in the win at Florida ... Went for 20 points and a season-high-tying six boards while playing all 40 minutes at Georgia ... Had 27

Chiwendu, Chidinma and Queen ... His mom is his life's greatest influence ... Enjoys listening to music and playing video games away from the court ... His pregame playlist consists of Lil Durk and Lil Baby ... Superpower he most wishes he had is the ability to teleport ... Giannis Antetokounmpo is his favorite basketball player and Anthony Davis is his favorite former UK player ... Lists his most memorable moment as a basketball player as helping his high school win a national championship ... Chose Kentucky over the University of Oklahoma, Oklahoma State and Kansas.

points, six 3-pointers and a season-high two steals in the win at Ole Miss ... Scored 10 points and dished out a season-high-tying three assists against No. 9 Kansas ... Poured in a game-high 23 points, including five 3-pointers, in win against Texas A&M ... Scored a team-high 18 points, connecting on all eight free throws in win at No. 5 Tennessee ... Scored a game-high 20 points while pulling down four boards at Alabama ... Had 11 points, including three first-half 3-pointers in the win over Michigan ... Led the team with 18 points in the win against Bellarmine ... Scored a team-high-tying 20 points and added a season-best six boards in the win over North Florida ... Charted a team-high 18 points with four 3s against Duquesne ... Led the Cats with 22 points in season-opener against Howard, including going 6 of 12 from deep, the most made threes for a UK player in their debut.

2021-22 (at Illinois State)

Started all 33 games ... Averaged 20.1 points, 3.6 rebounds and 1.8 assists per game ... Had 662 points in 33 games which was the fourth-most in Redbirds' history ... He was the first Illinois State player to average at least 20 points per game in a season since 2001 ... Named to the Missouri Valley Conference Second Team and was a team captain on the ALL-MVC Most Improved Team ... Also a member of the All-District 16 team from the National Association of Basketball Coaches ... Scored in double figures in 31 of 33 games ... Had 18 games with 20 or more points, which was tied for the sixth-most in program history ... Finished the season ranking 19th among all Division I scorers with 20.1 points per game ... Had a career-high 34 points with five 3-pointers against Valparaiso ... Was an efficient scorer, making 47% of his shots from the field, 39% from 3-point range and 82% from the free-throw line.

2020-21 (at Illinois State)

Played in 25 games during the season with 24 starts ... Averaged 12.4 points per game, second-most on the team and 13th-most in the Missouri Valley Conference, and ninth-most among returnees for the 2021-22 season ... Scored in double-figures 19 times during the year, including each of the last five games ... Scored a career-high 27 points at Drake, making 8-of-16 shots from the field, 3 of 5 from long range, and 8 of 9 from the charity stripe ...

For the year he made 110-of-259 shots (42.5%) from the field and 33 of 108 (30.6%) from beyond the arc ... Pulled down 82 rebounds (3.3 per game) with 36 assists (1.4 per game) and also had nine steals ... His season-high of seven rebounds came in the season opener against Ohio State ... Scored 20 or more points three times ... Had 21 against Evansville, notched 27 points in the series opener against Drake, and also 20 points in the series finale against Drake.

2019-20 (at Illinois State)

Was named to the MVC All-Bench Team ... Averaged 7.2 points and 2.5 rebounds per game during the season ... Played in 31 games with a trio of starts ... Scored in double-figures 10 times during the season, including a season-high 17 points against Missouri State ... Had 16 points against Missouri State and against Drake ... Pulled down a season-high seven rebounds against Drake ... Had two assists in seven games ... Made 81-of-211 shots from the field during the season, and 33 of 105 from beyond the arc.

REEVES' CAREER STATS

| Year | GP-S | Min-Avg | FG-A | Pct | 3FG-A | Pct | FT-A | Pct | Reb-Avg | PF-D | A | TO | Blk | Stl | Pts-Avg |
|--------------|---------------|------------------|-----------------|-------------|----------------|-------------|----------------|-------------|----------------|--------------|------------|------------|-----------|-----------|------------------|
| 2019-20 | 31-3 | 693-22.4 | 81-211 | .384 | 33-105 | .314 | 27-41 | .659 | 76-2.5 | 38-0 | 22 | 30 | 2 | 20 | 222-7.2 |
| 2020-21 | 25-24 | 751-30.0 | 110-259 | .425 | 33-108 | .306 | 58-76 | .763 | 82-3.3 | 36-0 | 36 | 45 | 6 | 9 | 311-12.4 |
| 2021-22 | 33-33 | 1151-34.9 | 237-505 | .469 | 76-195 | .390 | 112-137 | .818 | 117-3.5 | 59-2 | 60 | 77 | 15 | 36 | 662-20.1 |
| 2022-23 | 34-14 | 948-27.9 | 168-404 | .416 | 80-201 | .398 | 72-92 | .783 | 72-2.1 | 70-1 | 37 | 50 | 6 | 14 | 488-14.4 |
| TOTAL | 123-74 | 3543-28.8 | 596-1379 | .432 | 222-609 | .365 | 269-346 | .777 | 347-2.8 | 203-3 | 155 | 202 | 29 | 79 | 1683-13.7 |



#15 REED SHEPPARD

6-3 • 187 • Freshman • Guard

London, Ky.

North Laurel High School, London, Ky.

HIGH SCHOOL

Rated as high as No. 22 overall by ESPN ... McDonald's All-American ... Mr. Kentucky Basketball in 2023 ... Helped Team Ohio to win Junior International Championship in Italy and earned MVP honors after scoring 26 points in the title game ... Averaged 22.5 points, 8.5 assists and 8.4 rebounds per game ... Finished high school career with 3,727 career points ... Led North Laurel to the state Sweet 16, averaging 25.2 points, 7.6 assists, 6.8 rebounds and

HIGH SCHOOL

Was a three-star prospect out of Simeon High School in Chicago ... Averaged 21.7 points, six boards and three assists per game ... Was an All-City Second-Team selection ... Began his high school career at Shadow Mountain High School in Phoenix ... Played for Mike Bibby at Shadow Mountain and the squad went 25-2 overall and captured a state title ... Averaged 14.0 points and 4.3 rebounds per game during the state title season ... Had a 3.0 grade-point average.

PERSONAL

Born Nov. 20 in Chicago ... Parents are Dawn Coulter and Anthony Reeves ... Has four siblings, Anthony Marshall, Alexis, Malik and Angelic ... Major is communication ... He chose No. 12 because he's been wearing it since his freshman season ... Father is his life's greatest influence ... Lists Bad Boys as his favorite movie ... Pregame playlist consists of hip hop music ... Favorite former UK player is Tyler Herro ... Off the court talent is drawing.



#3 ADOU THIERO

6-8 • 222 • Sophomore • Guard

Leetsdale, Pa.

Quaker Valley High School

2022-23

Saw action in 20 games in his first collegiate season ... Averaged 2.3 points and 1.9 rebounds per game in 9.5 minutes per outing ... Led the team in steals in four games and paced the squad in blocks three times ... Scored a season-high seven points, hauled in five boards, added a pair of assists and a steal in the road win at Arkansas ... Hit a 3-pointer in the home win over Auburn ... Scored four points and pulled down four boards in eight minutes at Mississippi State ... Tallied four points and induced two steals in the upset win at Tennessee ... Scored five points and had three boards at Missouri ... Tallied five points and a pair of blocks against North Florida ... Had six points in

THIERO'S CAREER STATS

| Year | GP-S | Min-Avg | FG-A | Pct | 3FG-A | Pct | FT-A | Pct | Reb-Avg | PF-D | A | TO | Blk | Stl | Pts-Avg |
|--------------|-------------|----------------|--------------|-------------|------------|-------------|--------------|-------------|---------------|-------------|----------|-----------|----------|----------|---------------|
| 2022-23 | 20-0 | 190-9.5 | 10-29 | .345 | 3-9 | .333 | 23-33 | .697 | 37-1.9 | 26-0 | 8 | 13 | 6 | 9 | 46-2.3 |
| TOTAL | 20-0 | 190-9.5 | 10-29 | .345 | 3-9 | .333 | 23-33 | .697 | 37-1.9 | 26-0 | 8 | 13 | 6 | 9 | 46-2.3 |


the win over South Carolina State ... Had four points and five rebounds in his collegiate debut against Howard.

HIGH SCHOOL

A combo guard ... Averaged 23.3 points, 10.3 rebounds, 5.9 assists, 3.9 steals and 2.3 blocks per game and directed Quaker Valley to a 27-1 record and a 14-0 mark in league play ... Scored 18 points in the 2022 PIAA Boys' Basketball Championships in the team's only loss of the season against Neumann-Goretti ... Finished his career with 1,624 career points which ranked as the third most in team history ... Named the 4A Player of the Year, the WPIAL Player of the Year and the 2022 TribLive HSSN Boys Basketball Player of the Year ... Had a 44-point performance against Hopewell which snapped the school's single-game scoring record ... Also scored 40 points against Highlands in the Pittsburgh Basketball Club Showcase ... Had 21 points, 10 assists, 10 rebounds and seven blocks in a state tournament second-round victory against Belle Vernon ... Logged 31 points, 17 rebounds and seven swats in the WPIAL Class 4A championship ... Led Quaker Valley in scoring as a sophomore with 17.7 points per game ... As a junior, he tallied 21.8 points per game while also averaging team-highs in assists (5.1), steals (2.2) and blocks (1.2) ... Also competed in soccer and lacrosse ... Worked with the Gear Up Ségou community service project.

PERSONAL

Born May 8 in Utah ... Parents are Mariam Sy and Almamy Thiero ... Has three siblings, Oumou, Yassa, Nudiya ... Major is communication ... Away from the court he enjoys playing video games ... Chose No. 3 because it was the same number his father wore ... Most prized possession is his shoe collection ... Favorite food is chicken and shrimp alfredo ... Favorite TV show is Power ... Chose Kentucky over Xavier, Duquesne, Cincinnati, Pittsburgh and Maryland.



Jackson Community Leadership Award winner ... NJ.com First-Team All-State ... Averaged 19.6 points, 4.3 rebounds, 3.3 assists and 3.1 steals per contest as a junior, helping Camden to the NJSIAA Group 2 state championship.

PERSONAL

Born May 4 in Camden, New Jersey ... Parents are Syreeta Brittingham and Dajuan Wanger ... Father played college basketball at Memphis for John Calipari and was drafted sixth overall by the Cleveland Cavaliers in 2002 ... Grandfather is Milt Wagner who won a national championship at Louisville in 1986 and was a second round pick by the Dallas Mavericks in 1986 ... Siblings are Dayonni Wagner and Kareem Watkins ... Lists his parents as his life's greatest influences ... Favorite movie is Paid in Full ... Plays video games and watches movies in his free time ... Dunked for the first time in eighth grade ... Lists teleportation and invisibility as two superpowers he wishes he had ... Off the court talent is drawing ... Tyler Ulis and Michael Kidd-Gilchrist are his favorite former Wildcats.

Dayonni and Dajuan Jr. ... Major is finance ... Off the court talent includes juggling ... Lists his parents as the two people who have influenced him the most ... When he's not playing basketball he's watching it ... Listens to NBA YoungBoy, Polo G and Lil Durk pregame ... Chicken is his

favorite food ... Lists Kemba Walker as his favorite NBA player and Tyler Ulis as his favorite former UK player.

WATKINS' CAREER STATS

| Year | GP-S | Min-Avg | FG-A | Pct | 3FG-A | Pct | FT-A | Pct | Reb-Avg | PF-D | A | TO | Blk | Stl | Pts-Avg |
|--------------|-------------|---------------|------------|-------------|------------|-------------|------------|-------------|--------------|------------|----------|----------|----------|----------|--------------|
| 2020-21 | 1-0 | 2-2.0 | 0-0 | .000 | 0-0 | .000 | 0-0 | .000 | 0-0.0 | 0-0 | 0 | 0 | 0 | 0 | 0-0.0 |
| 2022-23 | 9-0 | 13-1.4 | 0-1 | .000 | 0-0 | .000 | 0-0 | .000 | 3-0.3 | 2-0 | 2 | 3 | 0 | 2 | 0-0.0 |
| 2022-23 | 4-0 | 8-2.0 | 0-1 | .000 | 0-1 | .000 | 0-0 | .000 | 0-0.0 | 0-0 | 1 | 1 | 0 | 0 | 0-0.0 |
| TOTAL | 14-0 | 22-1.6 | 0-2 | .000 | 0-1 | .000 | 0-0 | .000 | 3-0.2 | 2-0 | 3 | 4 | 0 | 2 | 0-0.0 |

#21

D.J. WAGNER

6-4 • 192 • Freshman • Guard

Camden, N.J.

Camden High School

HIGH SCHOOL

Rated as high as No. 4 by both ESPN and 247Sports ... McDonald's All-American Game MVP ... Gatorade New Jersey Player of the Year for three straight seasons ... Member of USA Men's Nike Hoop Summit team ... 2023 Iverson Classic Co-MVP ... Iverson Classic 3-point Champion ... Iverson Classic National High School Player of the Year ... Stephen



bounds, two assists and a pair of steals ... Picked up a steal against High Point ... Had an assist vs. Western Kentucky ... Snared a rebound vs. Central Michigan ... Had a rebound and a steal against North Florida ... Registered a rebound against Mount St. Mary's ... Named to the Southeastern Conference Winter Academic Honor Roll.

2020-21

Joined the team as a walk-on ... Made one appearance, logging two minutes in Kentucky's dominating regular-season finale victory over South Carolina.

HIGH SCHOOL

Appeared in all 26 games for Kingsway Regional during his senior season ... Averaged 8.7 points per game ... Notched 11 double-figure scoring efforts and knocked down multiple 3-pointers in 12 games ... Scored a season-high 19 points on six made 3s with four assists against Woodstown ... Also posted 16 points, five rebounds and four assists at Clearview and recorded 15 points, six boards and five dimes vs. Cumberland ... Dished out four or more assists in 14 games ... Produced three or more steals in 10 games ... Helped advance Kingsway to the 2020 New Jersey State Interscholastic Athletic Association Group 4 Championship field of 64.

PERSONAL

Born Feb. 3 in Camden, New Jersey ... Mother is Syreeta Brittingham ... Stepfather is Dajuan Wagner, former Memphis star who played for John Calipari ... Has two siblings,

#25

KAREEM WATKINS

5-8 • 175 • Senior • Guard

Camden, N.J.

Kingsway Regional High School

2022-23

Appeared in four games off the bench ... Had an assist in the win over North Florida ... Logged two minutes of action in the Auburn, Howard and South Carolina State wins.

2021-22

Appeared in nine games in 2021-22 ... Had three re-

COACHING STAFF BIOS

JOHN CALIPARI

Head Coach • 15th Season at UK

Hired: March 31, 2009

Date of Birth: Feb. 10, 1959

Hometown: Moon Township, Pa.

Wife: Ellen Calipari

Children: Erin Sue, Megan Rae, Bradley Vincent

Education: Clarion, 1982

Degree: Marketing

A “players-first” coach with a penchant for helping people reach their dreams, John Calipari, a Naismith Memorial Basketball Hall of Famer, has guided six teams to the Final Four, led one to a national championship and helped 58 players earn selection in the NBA Draft during his 31-year college coaching career.

Calipari guided Kentucky to its eighth national championship and his first national title in 2012. In becoming only the second coach in NCAA history to lead three different schools to the Final Four, he has racked up more than 800 on-court victories, 22 NCAA Tournament on-court appearances, six Final Fours and numerous national coach of the year honors.

From UMass to Memphis and now Kentucky, Calipari’s career has been successful throughout, but his most recent run in Lexington has been the best stretch of his career. During Calipari’s first 14 seasons at UK, he has led all coaches in NCAA Tournament wins (32), Final Fours (four), Elite Eights (seven) and Sweet 16s (eight).

In 2015, Coach Cal led college basketball’s first ever 38-0 team, and became one of just three coaches to make four Final Fours in a five-year span. At the end of the season, Calipari became the 96th coach to join the Naismith Memorial Basketball Hall of Fame.

While building a program out of obscurity at UMass, laying the foundation at Memphis and restoring luster at the sport’s greatest program at Kentucky, he totaled the second-most wins in NCAA history in the first 20 years of a college coaching career.

Quite honestly, though, Calipari’s on-court success overshadows a much more significant picture.

In his goal to lead a players-first program, he has helped more than 55 young men realize their dreams and reach the NBA level with 58 players earning NBA Draft selections, including a record five first-round draft picks in 2010. Two years later, six Wildcats heard their names called at the 2012 draft, the most in the two-round draft era. UK, with Calipari’s help, would tie those six picks again

THE CALIPARI FILE
COACHING CAREER

| | |
|--|------------|
| Kansas, assistant coach..... | 1983-85 |
| Pittsburgh, assistant coach..... | 1986-88 |
| UMass, head coach..... | 1989-96 |
| New Jersey Nets (NBA), head coach..... | 1997-99 |
| Philadelphia 76ers (NBA), assistant coach..... | 2000 |
| Memphis, head coach..... | 2001-09 |
| Kentucky, head coach..... | 2010-pres. |

UMASS, HEAD COACH

| | | | |
|----------------|---------------|-------------|-----------------------------------|
| 1988-89 | 10-18 | .357 | |
| 1989-90 | 17-14 | .548 | NIT |
| 1990-91 | 20-13 | .606 | NIT Final Four |
| 1991-92 | 30-5 | .857 | A-10 Champ (R/T); NCAA Sweet 16 |
| 1992-93 | 24-7 | .774 | A-10 Champ (R/T); NCAA 2nd Rd. |
| 1993-94 | 28-7 | .800 | A-10 Champ (R/T); NCAA 2nd Rd. |
| 1994-95 | 29-5 | .853 | A-10 Champ (R/T); NCAA Elite 8 |
| 1995-96* | 31-1 | .969 | A-10 Champ (R/T); NCAA Final Four |
| Totals: | 189-70 | .730 | |

NEW JERSEY NETS, HEAD COACH

| | | | |
|----------------|---------------|-------------|--------------|
| 1996-97 | 26-56 | .317 | |
| 1997-98 | 43-39 | .524 | NBA Playoffs |
| 1998-99 | 3-17 | .150 | |
| Totals: | 72-112 | .391 | |

MEMPHIS, HEAD COACH

| | | | |
|----------------|---------------|-------------|-----------------------------------|
| 2000-01 | 21-15 | .583 | NIT Final Four |
| 2001-02 | 27-9 | .750 | C-USA Nat’l Div. Champ; NIT Champ |
| 2002-03 | 23-7 | .767 | C-USA Nat’l Div. Champ; NCAA |
| 2003-04 | 22-8 | .733 | C-USA Champ (R); NCAA 2nd Rd. |
| 2004-05 | 22-16 | .579 | NIT Final Four |
| 2005-06 | 33-4 | .892 | C-USA Champ (R/T); NCAA Elite 8 |
| 2006-07 | 33-4 | .892 | C-USA Champ (R/T); NCAA Elite 8 |
| 2007-08* | 0-1 | .000 | C-USA Champ (R/T); NCAA Finals |
| 2008-09 | 33-4 | .892 | C-USA Champ (R/T); NCAA Sweet 16 |
| Totals: | 214-68 | .759 | |

KENTUCKY, HEAD COACH

| | | | |
|---------------|----------------|-------------|----------------------------------|
| 2009-10 | 35-3 | .921 | SEC Champ (R/T); NCAA Elite 8 |
| 2010-11 | 29-9 | .743 | SEC Champ (T); NCAA Final Four |
| 2011-12 | 38-2 | .950 | SEC Champ (R); NCAA Champion |
| 2012-13 | 21-12 | .636 | NIT |
| 2013-14 | 29-11 | .725 | NCAA Runner-Up |
| 2014-15 | 38-1 | .974 | SEC Champ (R/T); NCAA Final Four |
| 2015-16 | 27-9 | .711 | SEC Champ (R/T); NCAA 2nd Rd. |
| 2016-17 | 32-6 | .842 | SEC Champ (R/T); NCAA Elite 8 |
| 2017-18 | 26-11 | .703 | SEC Champ (T); NCAA Sweet 16 |
| 2018-19 | 30-7 | .811 | NCAA Elite 8 |
| 2019-20 | 25-6 | .806 | SEC Champ (R)^ |
| 2020-21 | 9-16 | .360 | |
| 2021-22 | 26-8 | .765 | NCAA First Round |
| 2022-23 | 22-12 | .647 | NCAA Second Round |
| Totals | 387-113 | .774 | |

ON-COURT NCAA TOTALS

| |
|--------------------------------------|
| 16 Regular-Season Conference Titles |
| 15 Tournament Conference Titles |
| 20 NCAA Tournaments |
| All-Time NCAA Record: 790-251 (.759) |

*-season includes games later vacated due to NCAA sanctions; actual on-court records were 35-2 in 1995-96 and 38-2 in 2007-08. NCAA Tournament appearances were also vacated in 1996 and 2008. Actual on-court won-lost record overall is 832-253 for a .767 winning percentage.

^2019-20 postseason canceled due to COVID-19 pandemic

in 2015, including a record-tying four lottery selections. His four No. 1 overall picks are more than any other coach, and he has had 47 players drafted during his first 14 years at Kentucky, including 35 first-round picks.

Calipari’s players have entered the league NBA-ready. His players have garnered 32 All-Star selections -- all since 2010 -- with Anthony Davis winning the game’s MVP honor in 2017. Derrick Rose was named NBA MVP in 2011. Eight of his players have been tabbed All-NBA (14 times), three have been named NBA Rookie of the Year and 15 players from Calipari’s first 14 teams at Kentucky have made the NBA All-Rookie teams. He is the only coach in history to have a player win each of the NBA’s major honors: MVP, Rookie of the Year, Most Improved Player, Sixth Man of the Year and Clutch Player of the Year.

Much like he did at UMass, where his players graduated at nearly 80%, Calipari has stressed academics. Seventeen of his last 20 seniors at Memphis earned their bachelor’s degrees, and all 29 players at UK who were eligible to graduate by the end of their senior years walked away with a diploma in hand, including five players who earned their degree in just three years. Calipari’s teams routinely have posted a combined team grade-point average of 3.0 or better.

Calipari has raised millions of dollars to help the lives of those in need in the Commonwealth and beyond. He has had a particular passion to assist those impacted by natural disasters. For instance, in 2010, he used a telethon to raise more than \$1 million for victims of the devastating earthquake in Haiti. He followed that up with telethons in 2012, raising \$1 million for victims of Superstorm Sandy, in 2017 for victims of Hurricane Harvey, played a leading role in the “Kentucky United” efforts that generated more than \$5 million for victims of devastating tornadoes in Western Kentucky in 2021, and raised nearly \$4 million with the Kentucky Flood Relief Telethon and open practice at Rupp Arena in 2022.

Calipari launched his foundation in 2012, and since then the foundation has worked with several key partners and donated more than \$1.5 million, a figure that does not include matching funds that have been contributed

from individuals and corporations. In 2013, Calipari initiated hosting an annual alumni weekend around his basketball fantasy experience with the intent to raise money for charity. After generating \$350,000 for selected organizations and charities during the inaugural game, the weekend has generated millions of dollars for charity since its inception.

In 2019, when federal workers were without pay due to a government shutdown, he, his wife and his foundation assisted workers with financial help and grocery gift cards. He and his wife, Ellen, teamed up with Fayette County Public Schools to help families in need during the COVID-19 pandemic.

His latest efforts include spearheading the creation of the John McLendon Minority Leadership Initiative, a nationwide coach-driven initiative to provide minorities a jump-start to their careers through practical experiences, opportunities to build their network and instilling the values of John McLendon: integrity, education, leadership and mentorship. Participants in the initiative will be known as MLI Future Leaders.

He was awarded the Jefferson Award for Outstanding Public Service in Sports by Multiplying Good in 2022. For more than 50 years, Multiplying Good has honored those who put others first. Those receiving the Jefferson Award are empowered to do more, while their stories of extraordinary public service inspire others to action. It is an award that underscores impact.

In 2017, Coach Cal was named the head coach of the 2017 USA Basketball Men’s U19 World Cup Team, which finished third at the 2017 FIBA U19 World Cup in Cairo.

Author of five books, including the New York Times Best Seller “Players First: Coaching from the Inside Out,” Calipari is a master of communication and maximizing talent. He lives by the motto that “it’s never a matter of how far you have fallen, but instead it’s about how high you bounce back.”

CALIPARI VS. ALL OPPONENTS

| | | | | | | | |
|---------------------------|------|---------------------------|------|--------------------------|------|-----------------------|------|
| Abilene Christian..... | 1-0 | Central Michigan..... | 1-0 | Evansville..... | 0-1 | Howard..... | 2-0 |
| Alabama..... | 19-7 | Charlotte..... | 2-3 | Fairfield..... | 1-0 | Illinois..... | 1-1 |
| Albany..... | 2-0 | Chattanooga..... | 2-0 | Fairleigh Dickinson..... | 1-0 | Illinois State..... | 1-0 |
| Arizona..... | 1-1 | Christian Brothers..... | 2-0 | Florida..... | 24-9 | Indiana..... | 3-2 |
| Arizona State..... | 2-1 | Cincinnati..... | 6-7 | Florida A&M..... | 1-0 | Iowa..... | 0-1 |
| Arkansas..... | 14-9 | Cleveland State..... | 4-0 | Florida State..... | 1-1 | Iowa State..... | 2-0 |
| Arkansas-Little Rock..... | 3-0 | Coastal Carolina..... | 1-0 | Florida Tech..... | 0-1 | Jackson State..... | 2-0 |
| Arkansas-Pine Bluff..... | 1-0 | Colorado..... | 1-1 | Fordham..... | 5-0 | Kansas..... | 5-8 |
| Arkansas State..... | 4-0 | Colorado State..... | 0-1 | Fort Wayne..... | 1-0 | Kansas State..... | 2-2 |
| Auburn..... | 14-6 | Columbia..... | 1-0 | Furman..... | 1-0 | Keene State..... | 1-0 |
| Austin Peay..... | 6-1 | Coppin State..... | 1-0 | George Mason..... | 1-0 | Kentucky..... | 2-4 |
| Baylor..... | 1-2 | Cornell..... | 1-0 | George Washington..... | 8-9 | La Salle..... | 3-0 |
| Bellarmine..... | 1-0 | Dartmouth..... | 1-0 | Georgetown..... | 2-1 | Lafayette (Pa.)..... | 1-0 |
| Belmont..... | 2-0 | Davidson..... | 1-0 | Georgia..... | 21-4 | Lamar..... | 5-0 |
| Boise State..... | 1-0 | Dayton..... | 1-0 | Georgia Tech..... | 2-2 | LIU-Brooklyn..... | 1-0 |
| Boston..... | 7-1 | DePaul..... | 4-2 | Gonzaga..... | 4-1 | Lipscomb..... | 1-0 |
| Boston College..... | 2-0 | Detroit..... | 1-0 | Grand Canyon..... | 1-0 | Long Beach State..... | 1-0 |
| Bradley..... | 1-0 | Drexel..... | 2-0 | Hampton..... | 1-0 | Louisiana Tech..... | 1-1 |
| Bucknell..... | 1-0 | Duke..... | 1-4 | Hartford..... | 2-0 | Louisville..... | 18-8 |
| Buffalo..... | 3-0 | Duquesne..... | 13-4 | Harvard..... | 2-0 | Lowell..... | 2-1 |
| BYU..... | 1-0 | East Carolina..... | 7-0 | High Point..... | 1-0 | Loyola..... | 1-0 |
| Cal State Northridge..... | 1-0 | East Tennessee State..... | 4-0 | Hofstra..... | 1-0 | LSU..... | 15-4 |
| Canisius..... | 1-0 | Eastern Kentucky..... | 4-0 | Holy Cross..... | 4-1 | Manhattan..... | 2-0 |
| Central Conn. State..... | 2-0 | Eastern Michigan..... | 2-0 | Houston..... | 17-3 | Marist..... | 2-0 |

| | | | |
|-----------------------------|------|--------------------------|-------|
| Marquette | 3-1 | Southern..... | 1-0 |
| Marshall..... | 6-0 | Southern Cal..... | 2-0 |
| Maryland | 5-3 | South Connecticut | 1-0 |
| Memphis | 1-0 | Southeastern Louisiana.. | 3-0 |
| Miami (Fla.) | 0-1 | Southern Illinois | 1-0 |
| Miami (Ohio) | 2-0 | Southern Miss | 15-4 |
| Michigan..... | 2-0 | Southwest Texas State.. | 1-0 |
| Michigan State..... | 3-2 | St. Bonaventure | 17-1 |
| Middle Tennessee State.. | 3-0 | St. John's..... | 1-0 |
| Milwaukee | 1-0 | St. Joseph's | 15-5 |
| Mississippi State..... | 17-0 | St. Mary's..... | 1-0 |
| Mississippi Valley State... | 1-0 | St. Peter's | 1-0 |
| Missouri..... | 11-5 | Stanford..... | 3-2 |
| Monmouth | 2-0 | Stephen F. Austin..... | 1-0 |
| Montana State..... | 1-0 | Stony Brook | 1-0 |
| Morehead State..... | 3-0 | Syracuse..... | 3-2 |
| Mount St. Mary's..... | 2-0 | TCU..... | 7-1 |
| Murray State..... | 1-0 | Temple..... | 13-11 |
| Nevada..... | 1-0 | Tennessee..... | 21-15 |
| New Hampshire..... | 5-0 | Tennessee State..... | 1-0 |
| New Mexico..... | 1-0 | Tennessee Tech..... | 1-0 |
| New Orleans..... | 1-0 | Texas..... | 2-2 |
| NJIT..... | 1-0 | Texas A&M..... | 12-3 |
| North Carolina | 8-4 | Texas Tech..... | 1-0 |
| North Carolina State..... | 1-0 | Towson State | 1-0 |
| North Dakota | 1-0 | Troy..... | 1-0 |
| North Florida | 2-0 | Tulane..... | 16-0 |
| North Texas..... | 1-0 | Tulsa..... | 11-1 |
| Northeastern | 3-1 | UAB..... | 15-3 |
| Northern Kentucky | 2-0 | UCF..... | 5-0 |
| Northwestern State..... | 1-0 | UCLA..... | 4-5 |
| Notre Dame..... | 2-3 | UConn..... | 2-5 |
| Oakland | 1-0 | UIC..... | 1-0 |
| Ohio..... | 1-0 | UMass..... | 1-0 |
| Ohio State..... | 1-3 | UNC Asheville | 2-0 |
| Oklahoma | 5-1 | UNC Greensboro | 2-0 |
| Oklahoma State..... | 0-2 | UNC Wilmington..... | 1-0 |
| Old Dominion | 2-0 | USF..... | 10-1 |
| Ole Miss..... | 18-5 | Utah..... | 2-2 |
| Oral Roberts | 1-0 | Utah Valley | 2-0 |
| Oregon State..... | 1-0 | UTEP..... | 5-0 |
| Pennsylvania..... | 3-0 | UT Arlington | 3-0 |
| Penn State..... | 4-4 | UT Martin | 5-0 |
| Pepperdine | 1-0 | Valparaiso | 1-0 |
| Pittsburgh..... | 2-1 | Vanderbilt..... | 25-6 |
| Portland..... | 3-0 | Vermont..... | 3-0 |
| Princeton..... | 2-0 | Villanova..... | 2-0 |
| Providence..... | 4-1 | Virginia | 0-1 |
| Purdue..... | 2-1 | Virginia Tech | 3-0 |
| Radford..... | 1-0 | VMI..... | 1-0 |
| Rhode Island..... | 16-2 | Wake Forest..... | 2-1 |
| Rice..... | 4-0 | Washington | 1-0 |
| Richmond | 1-1 | West Virginia | 13-7 |
| Rider | 1-0 | Western Kentucky | 3-0 |
| Robert Morris..... | 2-1 | Wichita State | 2-0 |
| Rutgers..... | 11-4 | Winthrop | 3-0 |
| Saint Louis | 4-3 | Wisconsin | 1-1 |
| Saint Peter's..... | 0-1 | Wofford | 2-0 |
| Sam Houston State | 1-0 | Wright State..... | 1-0 |
| Samford..... | 3-0 | Xavier..... | 2-2 |
| Santa Clara..... | 1-0 | Yale..... | 2-0 |
| Savannah State | 1-0 | | |
| Seton Hall..... | 1-1 | | |
| Siena..... | 4-0 | | |
| SMU..... | 7-0 | | |
| South Carolina..... | 16-5 | | |
| South Carolina State..... | 1-0 | | |

CALIPARI AWARDS

- 2024 John R. Wooden Award Legends of Coaching
- 2023 Race Amity Medal of Honor from the National Center for Race Amity
- 2022 Jefferson Award - Outstanding Public Service in Sports
- 2022 Conference USA Hall of Fame
- 2021 NABC Guardians of the Game Pillar Award (Inclusion)
- 2020 SEC Coach of the Year (Coaches)
- 2020 USBWA District IV Coach of the Year
- 2020 NABC District 20 Coach of the Year
- 2018 Naismith Memorial Basketball Hall of Fame 'Service Above Self' Honoree
- 2018 NABC Metropolitan Award
- 2015 Naismith Memorial Basketball Hall of Fame Inductee
- 2015 Associated Press National Coach of the Year
- 2015 Naismith National Coach of the Year
- 2015 NABC National Coach of the Year
- 2015 The Sporting News National Coach of the Year
- 2015 Adolph Rupp National Coach of the Year
- 2015 SEC Coach of the Year (AP/Coaches)
- 2015 USBWA District IV Coach of the Year
- 2012 Nell & John Wooden Coach of the Year Leadership Award
- 2012 Naismith National Coach of the Year Finalist
- 2012 SEC Coach of the Year (AP/Coaches)
- 2010 Adolph Rupp National Coach of the Year
- 2010 Naismith National Coach of the Year Finalist
- 2010 SEC Coach of the Year (AP)
- 2010 Sporting News SEC Coach of the Year
- 2010 Yahoo! Sports SEC Coach of the Year
- 2010 USBWA District IV Coach of the Year
- 2009 NABC National Co-Coach of the Year
- 2009 Sports Illustrated National Coach of the Year
- 2009 Phelan National Coach of the Year
- 2009 Iba National Coach of the Year Finalist
- 2009 C-USA Coach of the Year
- 2008 Naismith National Coach of the Year
- 2008 C-USA Coach of the Year
- 2008 Iba National Coach of the Year Finalist
- 2008 Phelan National Coach of the Year Finalist
- 2007 Phelan National Coach of the Year Finalist
- 2007 USBWA District IV Coach of the Year
- 2007 Basketball Times S. Region Coach of the Year
- 2006 C-USA Coach of the Year
- 2004 NABC District VII Coach of the Year
- 1996 Naismith National Coach of the Year
- 1996 NABC National Coach of the Year
- 1996 The Sporting News National Coach of the Year
- 1996 Atlantic 10 Coach of the Year
- 1995 Naismith National Coach of the Year Finalist
- 1994 Naismith National Coach of the Year Finalist
- 1994 Atlantic 10 Coach of the Year
- 1993 USBWA District I Coach of the Year
- 1993 Atlantic 10 Coach of the Year
- 1992 Eastern Basketball Coach of the Year

ALL-TIME CALIPARI DRAFT PICKS

| Player (School) | Round | Year (Overall) |
|------------------------------|--------|----------------|
| Bam Adebayo (UK) | First | 2017 (14) |
| Eric Bledsoe (UK) | First | 2010 (18) |
| Devin Booker (UK) | First | 2015 (13) |
| Brandon Boston Jr. (UK) | Second | 2021 (51) |
| Antonio Burks (MEM) | Second | 2004 (36) |
| Marcus Camby (UMASS) | First | 1996 (2) |
| Rodney Carney (MEM) | First | 2006 (16) |
| DeMarcus Cousins (UK) | First | 2010 (5) |
| Willie Cauley-Stein (UK) | First | 2015 (6) |
| Anthony Davis (UK) | First | 2012 (1) |
| Hamidou Diallo (UK) | Second | 2018 (45) |
| Joey Dorsey (MEM) | Second | 2008 (33) |
| Chris Douglas-Roberts (MEM) | Second | 2008 (40) |
| Robert Dozier (MEM) | Second | 2009 (60) |
| Tyreke Evans (MEM) | First | 2009 (4) |
| De'Aaron Fox (UK) | First | 2017 (5) |
| Shai Gilgeous-Alexander (UK) | First | 2018 (11) |
| Archie Goodwin (UK) | First | 2013 (29) |
| Josh Harrellson (UK) | Second | 2011 (45) |
| Andrew Harrison (UK) | Second | 2015 (44) |
| Tyler Herro (UK) | First | 2019 (13) |
| Isaiah Jackson (UK) | First | 2021 (22) |
| Dakari Johnson (UK) | Second | 2015 (48) |
| Keldon Johnson (UK) | First | 2019 (29) |
| Terrence Jones (UK) | First | 2012 (18) |
| Enes Kanter (UK) | First | 2011 (3) |
| Michael Kidd-Gilchrist (UK) | First | 2012 (2) |
| Brandon Knight (UK) | First | 2011 (8) |
| Kevin Knox (UK) | First | 2018 (9) |
| Skal Labissiere (UK) | First | 2016 (28) |
| Doron Lamb (UK) | Second | 2012 (42) |
| DeAndre Liggins (UK) | Second | 2011 (53) |
| Chris Livingston (UK) | Second | 2023 (58) |
| Trey Lyles (UK) | First | 2015 (12) |
| Tyrese Maxey (UK) | First | 2020 (21) |
| Darius Miller (UK) | Second | 2012 (46) |
| Malik Monk (UK) | First | 2017 (11) |
| Jamal Murray (UK) | First | 2016 (7) |
| Nerlens Noel (UK) | First | 2013 (6) |
| Daniel Orton (UK) | First | 2010 (29) |
| Patrick Patterson (UK) | First | 2010 (14) |
| Immanuel Quickley (UK) | First | 2020 (25) |
| Julius Randle (UK) | First | 2014 (7) |
| Nick Richards (UK) | Second | 2020 (42) |
| Lou Roe (UMass) | Second | 1995 (30) |
| Derrick Rose (MEM) | First | 2008 (1) |
| Shaedon Sharpe (UK) | First | 2022 (7) |
| Marquis Teague (UK) | First | 2012 (29) |
| Karl-Anthony Towns (UK) | First | 2015 (1) |
| Tyler Ulis (UK) | Second | 2016 (34) |
| Jarred Vanderbilt (UK) | Second | 2018 (41) |
| Dajuan Wagner (MEM) | First | 2002 (6) |
| John Wall (UK) | First | 2010 (1) |
| Cason Wallace (UK) | First | 2023 (10) |
| PJ Washington (UK) | First | 2019 (12) |
| TyTy Washington Jr. (UK) | First | 2022 (29) |
| Shawne Williams (MEM) | First | 2006 (17) |
| James Young (UK) | First | 2014 (17) |



**SCAN FOR
MORE INFO**



JAMES "BRUISER" FLINT

Associate to the Head Coach • Third Season/Fourth Overall at UK

Hometown: Philadelphia

Education: St. Joseph's, 1987

1988-89: Coppin State, Assistant Coach

1990-96: UMass, Assistant Coach

1997-2001: UMass, Head Coach

2002-16: Drexel, Head Coach

2018-20: Indiana, Assistant Coach

2020: Kentucky, Assistant Coach

2021-PRESENT: Kentucky, Associate to the Head Coach

Years listed by season, not date of hire

James "Bruiser" Flint, a former John Calipari assistant with more than 30 years of coaching experience at the head coach and assistant levels, joined the staff as an assistant coach for the 2020-21 season. In May of 2021, he was elevated to associate to the head coach.

After a season as an assistant coach, Flint took on an increased role off the court in helping head coach John Calipari run the program. Flint, who played a key role in Kentucky's game management and Xs and Os as an assistant in 2020-21, has taken on an increased responsibility in game planning, scouting opponents, and helping Calipari formulate the team's approach in practices and in games.

A former member of Calipari's staff at UMass for seven seasons, Flint served the previous three seasons at Indiana under Archie Miller. He has 20 years of experience as a Division I head coach at Drexel (2002-16) and UMass (1996-01).

With a blue-collar background and an infectious personality, Flint is well known in the college basketball fraternity for his success in both recruiting and developing players. His honest, engaging approach has been the consistent variable behind 20 successful seasons as a Division I head coach at Drexel and UMass, plus several prominent assistant coaching stops, including seven seasons at UMass under Calipari.

Flint won 331 games as a head coach during his 20 seasons at the helm at UMass and Drexel. Four times he was named Colonial Athletic Association Coach of the Year (2002, 2004, 2009 and 2012) and National Association of

Basketball Coaches District Coach of the Year (1998, 2007, 2009 and 2012).

The Philadelphia native was a member of Calipari's staff at UMass from 1989-90 through the 1995-96 season, helping build a national program in Amherst, Massachusetts, after 11 straight losing seasons. With Calipari and Flint on staff, the Minutemen made five NCAA Tournament appearances, including the 1996 Final Four run, to go along with five Atlantic 10 regular-season and five A-10 Tournament titles.

Flint played a key role in the development of Marcus Camby, who won the John R. Wooden Award and the Naismith Trophy as the national player of the year in 1996. Camby was drafted No. 2 overall in the NBA Draft that spring.

After Calipari departed for the NBA, Flint took over the program for five seasons, including NCAA Tournament berths in the first two seasons. He also posted the best record of any first-year coach UMass in school history.

Following his stint in Amherst, Flint took the reins at Drexel, where he racked up more victories (245) than any other coach in school history over his 15 seasons. With stingy defenses and a culture of toughness, Flint set new standards at Drexel, leading the Dragons to 20 or more wins three times while recording at least 10 CAA wins in nine seasons.

During his tenure, Drexel featured the CAA Defensive Player of the Year on four occasions, 23 All-CAA selections, 12 members of the conference's All-Defensive Team, six players named to the league's All-Rookie Team and two CAA Rookies of the Year.

Flint's Dragons had a record-breaking season in 2011-12. His squad set a school record with 29 wins and won the CAA regular-season title, going 16-2. The Dragons won a program-best 19 straight games and advanced to the CAA title game for the second time ever.

His teams were an unfriendly foe for some of the nation's top teams. In 2010-11, Drexel stunned No. 20 Louisville, handing the Cardinals their first-ever loss in the new KFC Yum! Center. The Dragons also defeated NCAA teams Old Dominion and VCU. In 2006-07, on its way to a 23-9 overall record, Drexel won 13 road games (tied for most in Division I). The Dragons won at Syracuse, Villanova and Creighton. Flint became the first coach in Drexel history ever to beat three Philadelphia Big 5 teams in one season.

At Indiana, as an assistant, Flint was part of a staff that produced the No. 11 recruiting class nationally in 2018 and 2020 (according to ESPN's rankings), including signing Indiana Mr. Basketball winners Romeo Langford (2018) and Trayce Jackson-Davis (2019). Langford and Jackson-Davis were named McDonald's All-Americans and Langford was a lottery pick by the Boston Celtics.

In 2018-19, Indiana finished 20-12 and was poised to return to the NCAA Tournament before the COVID-19 Pandemic hit. The Hoosiers also finished with a winning record against nationally ranked teams with five victories, tied for seventh most in the country. The team also posted a 3.398 grade point average in the spring semester and a perfect 1.000 score on the NCAA's Academic Progress Rate for 2018-19.

Flint has enjoyed three coaching stints with with USA Basketball, serving as an assistant in 2007 for the USA U-19 National Team in Serbia, an assistant in 2005 for

the USA U-21 World Championship Team that went 7-1 in Argentina and first as a court coach prior to the Global Games.

He began his coaching career as an assistant coach at Coppin State (1988-89). A 1987 Saint Joseph's graduate, Flint was a four-year letterwinner with the Hawks. He earned All-Atlantic 10 honors as a senior and led the Hawks to the 1986 A-10 championship and a berth in the NCAA Tournament as a junior. He was inducted into the Saint Joseph's Athletic Hall of Fame in 1998.

Flint has a daughter, Jada.



ORLANDO ANTIGUA

Associate Coach • Third Season/Seventh Overall at UK

Hometown: Dominican Republic

Education: Pittsburgh, 1995

2004-06: Pittsburgh, Director of Basketball Operations

2007-08: Pittsburgh, Assistant Coach

2009: Memphis, Assistant Coach

2010-14: Kentucky, Assistant Coach

2014-15: Dominican Republic, Head Coach

2015-17: South Florida, Head Coach

2018-21: Illinois, Assistant Coach

2022-PRESENT: Kentucky, Associate Coach

Years listed by season, not date of hire

Orlando Antigua returned to Kentucky for a second stint with the program in 2021-22, bringing 20 years of college coaching experience. In Antigua, Kentucky has a proven recruiter, a tireless on-court developer, and a relationship-driven coach both on and off the court.

During Antigua's first stop at Kentucky, featuring the 2009-10 season through the 2013-14 national runner-up run, UK compiled a 152-37 record (80.4%) with a national championship, three Final Four appearances, and two Southeastern Conference regular-season titles and two SEC Tournament crowns.

Known for his eye on the recruiting trail, Antigua helped UK pull in five straight top-ranked recruiting classes (Recruiting Services Consensus Index). In his initial season with the Wildcats, Antigua saw three of his signees drafted in the first round of the 2010 NBA Draft. He was a central figure in the 2010 and 2011 No. 1 classes, which led UK to its eighth national title in 2012 and its first since 1908.

As a result, Antigua was named one of Yahoo! Sports' top 10 college basketball recruiters. In May of

2012, he was listed by ESPN.com as the top assistant coach in the country under the age of 40. ESPN included Antigua in the top five of the most feared assistant coaches on the recruiting trail in 2013.

UK enjoyed a program resurgence under Antigua. Outside of recruiting, Antigua played important roles in the development of some of the Wildcats' staples of the first half of the dominant John Calipari era.

In the final season at Kentucky, Antigua took over as the head coach of the Dominican National Team after serving the previous two seasons under Calipari as an assistant. After helping Calipari and the program build a foundation in the first two years, Antigua and the Dominicans secured a spot in the 2014 FIBA Basketball World Cup for the second time in the country's history and the first time since 1978.

Antigua was a vital part of the development of the unanimous National Player of the Year in Oscar Tshiebwe in 2021-22. He swept the six major awards after leading the nation in rebounding with 15.1 boards per game. Tshiebwe became the first Division I player to average at least 15.0 points and at least 15.0 rebounds per game since the 1979-80 season and first major-conference player to average at least 16.0 points and at least 15.0 rebounds since Bill Walton at UCLA in 1972-73.

The Wildcats went 26-8 and had an unblemished 18-0 record at home. Antigua also hit the ground recruiting and was responsible for hauling in Shaedon Sharpe, the No. 1 overall recruit in the 2023 class, as well as two additional top-10 players in Cason Wallace and Chris Livingston. Kentucky signed the nation's No. 1 recruiting class for 2023 featuring Justin Edwards, DJ Wagner, Aaron Bradshaw, Rob Dillingham and Reed Sheppard.

Antigua earned a head coaching opportunity with South Florida after the 2013-14 season with Kentucky and spent two and a half seasons in Tampa, Florida.

Following the USF tenure, Antigua joined Illinois as an assistant coach, where he has spent the last four seasons. With Antigua playing a leading role with the Illini's frontcourt players and on the recruiting trail, Illinois posted back-to-back 20-win seasons over the last two years and was a No. 1 seed in the 2021 NCAA Tournament.

Antigua was instrumental in the development of Kofi Cockburn, an NCAA Consensus All-America Second Team selection and All-Big Ten First Team member in 2021. Cockburn arrived at Illinois as a talented but unproven big man out of Jamaica and Antigua helped mold him into one of the nation's most dominant post players over the last two seasons. Cockburn was named Big Ten Freshman of the Year in 2020 and posted 28 double-doubles over the last two years, fourth most in the country.

Other Antigua success stories include Giorgi Bezhaniashvili, who, in 2019 arrived as an under-the-radar recruit but went on to lead the team in rebounding and ranked among the national leaders in field-goal percentage. He broke the Illini school single-game scoring record by a freshman. In 2018, under Antigua's tutelage, Leron Black earned honorable mention All-Big Ten accolades after leading Illinois in both scoring and rebounding.

Antigua originally joined Calipari for the 2008-09 season at Memphis, helping the Tigers to a 33-4 record, a spot in the 2009 NCAA Sweet Sixteen, and regular-season and tournament conference crowns in Conference USA.

Prior to his brief stay in Memphis and beginning

with the 2003-04 season, Antigua worked at his alma mater, Pittsburgh. During his five years at Pitt — the first three as a director of basketball operations and the second two as an assistant — he helped lead the Panthers to an overall record of 132-40 (76.7%) and a Big East mark of 55-27 (67.0% winning percentage). Pittsburgh recorded five straight 20-win campaigns and won 10 or more league games in five consecutive years.

The Panthers had just as much success in the post-season during Antigua's years. Pitt earned NCAA Tournament bids during all five of Antigua's years and advanced to the Sweet Sixteen in 2004 and 2007.

Antigua's first stint with Pittsburgh was his collegiate playing days in the early 1990s. A four-year letter-winner and two-time team captain, Antigua ranked in the top 15 on the Panthers' all-time 3-pointers made, blocked shots and career 3-point percentage at the end of his career.

A 1992 Big East Conference All-Rookie Team pick, Antigua helped lead the Panthers to an 18-16 record and a National Invitation Tournament berth as a freshman. The following year, Antigua's Panthers went 17-11 and earned an NCAA Tournament bid. In 1994, he was named the U.S. Basketball Writers Association Most Courageous Athlete, an honor presented annually to the college basketball player who displays courage on and off the court. Antigua graduated from Pittsburgh with a degree in social sciences in December 1995.

After graduation, Antigua was selected to play for the world-renowned Harlem Globetrotters, becoming the first player of Latin American descent to play for the squad. Nicknamed "Hurricane" for his dazzling moves, Antigua played with the Globetrotters for seven years until 2002.

Antigua also played in the Puerto Rico Superior Basketball League for eight years, and in both 1994-95 and 1997-98, he was a member of the Dominican Republic national team. Because of his dedication to the community, Antigua was named one of the nation's top 100 influential Hispanic Americans by Hispanic Business magazine.

A Dominican Republic native who was raised in Bronx, New York, Antigua recovered from a 1988 Halloween incident where he was shot in the head near his left eye. Undeterred by the incident, Antigua quickly returned to the playing court two weeks later and went on to play three seasons at Pittsburgh with the slug in his head. Doctors initially ruled out removing the bullet as being too risky, but Antigua began suffering severe headaches and had the bullet surgically removed.

Antigua's family also went through a period of homelessness. The oldest of three brothers, Antigua was credited with keeping the family together while housing was secured. He overcame these difficulties and went on to serve as student council president at St. Raymond's High School. As a member of the school's basketball squad, Antigua played a major role in the team's New York Catholic League championship run. As a senior, he earned McDonald's All-America Second Team honors and was also named All-New York City.

Fluent in Spanish, Antigua and his wife, Dana, have a daughter, Olivia, and a son, Orlando Anthony.



RONALD "CHIN" COLEMAN

Assistant Coach • Third Season/Third Overall at UK

Hometown: Chicago

Education: Lamar, 1997

2012: Colorado State, Assistant Coach

2013: Nebraska, Director of Player Development

2013-14: Bradley, Assistant Coach

2015: Bradley, Assistant Head Coach

2016-17: UIC, Assistant Coach

2018-21: Illinois, Assistant Coach

2022-PRESENT: Kentucky, Assistant Coach

Years listed by season, not date of hire | Did not complete full season at Nebraska

Ronald "Chin" Coleman joined the Kentucky coaching staff in May of 2021 after four seasons as an assistant coach at Illinois. With a relationship-driven focus that has forged success on the court with his players and on the recruiting trail, he has earned a reputation as one of the top assistant coaches in the country.

Coleman spent his first season in Lexington helping in the development of guards Sahvir Wheeler who was a Bob Cousy finalist and led the Southeastern Conference in assists per game, as well as TyTy Washington Jr. who set the UK single-game record with 17 assists against Georgia. Coleman aided in the development of guards Cason Wallace and Antonio Reeves in 2022-23. Reeves became the 2023 Southeastern Conference Co-Sixth Man of the Year and Wallace ranked among league leaders in assists per game, assist-to-turnover ratio and steals per game.

He's also been a big part of UK's success on the recruiting trail since his arrival in Lexington. Coleman had a major hand in signing the No. 1 recruiting class for 2024 featuring Justin Edwards, DJ Wagner, Aaron Bradshaw, Rob Dillingham and Reed Sheppard, as well as two additional top-10 players in Cason Wallace and Chris Livingston in 2023.

Coleman was instrumental in the development of Ayo Dosunmu, one of the country's best point guards at Illinois. Under Coleman's guidance, Dosunmu raked in dozens of national and conference honors, including USA Today National Player of the Year, Bob Cousy Point Guard of the Year and NCAA Consensus All-America First Team honors. He averaged 20.1 points and 5.3 assists per game to lead Illinois to a No. 1 seed in the NCAA Tournament.

With Coleman on the bench, Illinois posted back-to-

back 20-win seasons the last two years for the first time since the 2012-13 and 2013-14 seasons and finished second in the Big Ten in 2021. With Coleman serving as a defensive coordinator in 2020-21, the Illini finished seventh in the country in the Ken Pomeroy's adjusted defensive rankings and hovered around the top spot for much of the season.

Prior to Illinois, Coleman served two years as an assistant coach under then-head coach Steve McClain at UIC. The Flames underwent a remarkable turnaround in Coleman's two seasons on staff, winning 17 games in 2016-17, a 12-win increase over the previous season.

At UIC, Coleman helped recruit and develop Dikembe Dixson, who was named the 2016 Horizon League Freshman of the Year and earned a spot on the All-Horizon League Team after setting the league's scoring record by a freshman. During his first season with the Flames, Coleman was key in the development of sophomore Tai Odiase, one of the top rim protectors in the country. Odiase led all NCAA Division I players with 3.23 blocks per game during the regular season and was named to the Horizon League All-Defensive Team.

Coleman was at Bradley for three seasons before UIC and was elevated to assistant head coach in his final season in 2014-15. In his first year with the Braves, Coleman helped BU to its first winning record in three seasons.

Prior to his time at Bradley, he was an assistant coach at Colorado State under then-head coach Tim Miles. The following season, Miles brought Coleman with him to Nebraska as the Director of Player Development.

In his lone season at Colorado State, Coleman helped pilot the 2011-12 Rams to their first 20-win campaign in 14 years and their first NCAA Tournament berth since the 2003 season. CSU featured three All-Mountain West players that season, including first-team pick Wes Elkmeier.

Before entering the college ranks, Coleman served as head coach of the Chicago-based Mac Irvin Fire AAU squad from 2005 to 2011. Coleman laid the foundation for Mac Irvin Fire into becoming one of the premier AAU teams in the country.

Coleman also coached Illinois prep hoops for Benjamin E. Mays Academy and Whitney Young High School in Chicago. In 2006, he directed Mays to a perfect 35-0 record and a District 299 City Championship. He then moved back home to lead Whitney Young as the associate head coach, and from 2007 to 2011, Whitney Young finished in the top 25 nationally for four consecutive seasons, including an Illinois High School Association title in 2009.

The Chicago native played high school ball at Chicago's South Shore Career Academy before competing collegiately for Weber State and Lamar. Coleman spent his first season at Weber State and appeared in 25 games as a true freshman. During his three seasons at Lamar, Coleman led the Cardinals in scoring all three seasons and earned three consecutive All-Sun Belt First Team honors. His 1,316 points was the 10th-best mark in Lamar school history at the conclusion of his career.

Coleman played seven seasons of professional basketball, including stints with the Houston Rockets and the Grand Rapids Hoops in the Continental Basketball Association, a professional basketball minor league. He also competed overseas in Finland and in Latvia's top league before returning to the United States to begin his coaching career.

Coleman earned a bachelor's degree in applied arts and science from Lamar in 1997.

He and his wife, Angela, have a daughter, Rahni.



CHUCK MARTIN

Assistant Coach

First Season/First Overall at UK

Hometown: Bronx, New York

Education: Monmouth University, 1993

1999-2000: Seton Hall, Assistant Coach

2000-01: UMass, Assistant Coach

2001-04: Drexel, Assistant Coach

2004-06: St. John's, Assistant Coach

2006-08: Memphis, Assistant Coach

2008-13: Marist, Head Coach

2017-22: South Carolina, Assistant Coach

2022-23: Oregon, Assistant Coach

2024-PRESENT: Kentucky, Assistant Coach

Years listed by season, not date of hire

Veteran coach Chuck Martin was added to the Kentucky men's basketball staff as assistant coach and recruiting coordinator in July 2023.

Martin adds more than 20 years of collegiate coaching experience to the Wildcats' staff, most recently serving as an assistant this past season on Dana Altman's staff at Oregon, where he worked with All-Pac-12 First Team pick N'Faly Dante. Prior to Oregon, Martin spent five seasons on staff at South Carolina, serving as assistant coach for four seasons and another as associate head coach. With the Gamecocks, Martin helped develop 2018 Southeastern Conference Co-Defensive Player of the Year and All-SEC First Team selection Chris Silva along with 2019 SEC Sixth Man of the Year Hassani Gravett.

Martin will be tasked with providing strategies to help advance the program while offering additional counsel on all aspects of the program including recruiting, scouting, player development and special projects as assigned by the head coach. As recruiting coordinator, he will independently manage official and unofficial visits and be responsible for all recruiting strategy for the program.

From 2014-17, Martin, who has been named one of the 50 most impactful high major assistants, was an assistant at Indiana, where he helped the Hoosiers to two NCAA Tournament selections and a Big Ten championship

in 2016. Prior to his time in Bloomington, Martin spent a year as a scout with the Oklahoma City Thunder after he was head coach at Marist from 2008-13 and an assistant on Calipari's staff at Memphis from 2006-08. While serving under Calipari at Memphis, the Tigers went 71-6, reaching the 2008 NCAA Championship game and having three players, including first overall pick Derrick Rose, selected in the 2008 NBA Draft.

Martin also had prior stops as an assistant coach at St. John's (2004-06), Drexel (2001-04), UMass (2000-01) and Manhattan (1999-2000). At both Drexel and UMass, Martin served under current Kentucky associate to the head coach James "Bruiser" Flint.

Martin, who grew up in Bronx, New York, graduated from Monmouth with a bachelor's degree in communications. He and his wife, Lee, are the parents of daughter Ashley-Monet and sons Jordan and Justin.



JOHN WELCH

Assistant Coach

First Season/First Overall at UK

Hometown: Portland, Maine

Education: Monmouth University, 1986

1993-95: Long Beach State, Assistant Coach

1995-2002: Fresno State, Assistant Coach

2002-05: Memphis Grizzlies, Assistant Coach

2005-13: Denver Nuggets, Assistant Coach

2013-15: Brooklyn Nets, Assistant Coach

2015-16: Sacramento Kings, Assistant Coach

2016-20: Los Angeles Clippers, Assistant Coach

2022: Oostioneros de Guaymas, Assistant Coach

2024-PRESENT: Kentucky, Assistant Coach

Years listed by season, not date of hire

Longtime NBA assistant coach John Welch joined the Kentucky men's basketball staff in May 2023

Welch has served as an assistant coach in the NBA for nearly 20 years and spent almost 10 years on a collegiate staff prior to moving into the professional ranks. He has worked under notable coaches such as Doc Rivers, George Karl, Jason Kidd, Hubie Brown and Jerry Tarkanian.

He will be tasked as serving as a vital part of Calipari's offensive strategy, while being a primary contributor to UK's scouting and game-planning. Furthermore, Welch will be integral in the development and implementation of all individual on-court player training. This will include

individual workouts and film sessions to improve skills, decision making and efficiency.

In his last NBA role, he was a part of the Los Angeles Clippers staff that advanced to the playoffs twice, including moving on to the Western Conference semifinals in 2020.

Prior to his stop in Los Angeles, he spent time with the Sacramento Kings (2015-16), where he coached former UK stars Cousins, Willie Cauley-Stein and Rajon Rondo. He was also a part of staffs with the Brooklyn Nets (2013-15), Denver Nuggets (2005-13) and Memphis Grizzlies (2002-05).

While in Brooklyn, the Nets made consecutive playoff appearances. Under Karl in Denver, the Nuggets reached eight consecutive playoff appearances, including advancing to the 2009 Western Conference Finals and claiming three first-place finishes in the Northwest Division.

During his tenure in the NBA, Welch was a part of a staff that advanced to the NBA Playoffs 15 times, including a stretch of 12 consecutive seasons.

Welch spent seven years as an assistant to Tarkanian at Fresno State before moving to the NBA in 2002. He began his coaching career as a graduate assistant at UNLV and was a part of the staff when the Rebels advanced to the Final Four in 1987. During the summers while working his grad position, he spent time playing professional basketball in New Zealand. He was tabbed a New Zealand National Basketball League All-Star Five and was the league's most outstanding guard in 1988.

He then served as an assistant under Seth Greenberg at Long Beach State and helped the 49ers to an NCAA Tournament appearance in 1995 before rejoining Tarkanian at Fresno State.

Welch began his collegiate playing career at Nevada before concluding it at UNLV where he was a part of a squad that went 33-5.

Welch is married to his wife, Jean. The couple has two children, a son, Riley, who was a two-year letterwinner for the Wildcats and just concluded a stint as a grad assistant on Calipari's staff in 2022-23. Welch and his wife also have a daughter, Haley, who works for the U.S. Environmental Protection Agency.

2022-23 FINAL STATISTICS

| # | PLAYER | GP-GS | MIN/AVG | -----TOTAL----- | | -----3-PTS----- | | FT-FTA | PCT | ---REBOUNDS--- | PF-FO | A | TO | BLK | STL | PTS/AVG |
|------------------|------------------|-----------|-------------|-----------------|-------------|-----------------|-------------|----------------|-------------|--------------------------|---------------|------------|------------|------------|------------|------------------|
| | | | | FG-FGA | PCT | 3FG-FGA | PCT | | | | | | | | | |
| 34 | Oscar Tshiebwe | 32-30 | 1076/33.6 | 195-348 | .560 | 0-2 | .000 | 137-188 | .729 | 184-253-437-13.7 | 93-3 | 50 | 65 | 32 | 52 | 527/16.5 |
| 12 | Antonio Reeves | 34-14 | 950/27.9 | 168-404 | .416 | 80-201 | .398 | 72-92 | .783 | 13-59-72-2.1 | 70-1 | 37 | 50 | 6 | 14 | 488/14.4 |
| 0 | Jacob Toppin | 33-31 | 1038/31.5 | 158-341 | .463 | 18-59 | .305 | 75-113 | .664 | 63-161-224-6.8 | 75-2 | 74 | 49 | 16 | 16 | 409/12.4 |
| 22 | Cason Wallace | 32-32 | 1029/32.2 | 139-312 | .446 | 44-127 | .346 | 53-70 | .757 | 30-89-119-3.7 | 78-1 | 136 | 67 | 15 | 63 | 375/11.7 |
| 2 | Sahvir Wheeler | 21-14 | 601/28.6 | 65-156 | .417 | 15-41 | .366 | 16-30 | .533 | 5-43-48-2.3 | 39-1 | 117 | 39 | 2 | 19 | 161/7.7 |
| 24 | Chris Livingston | 34-26 | 761/22.4 | 79-184 | .429 | 18-59 | .305 | 39-54 | .722 | 38-104-142-4.2 | 57-1 | 24 | 31 | 12 | 15 | 215/6.3 |
| 1 | CJ Fredrick | 27-15 | 600/22.2 | 54-154 | .351 | 34-107 | .318 | 22-24 | .917 | 6-15-21-0.8 | 30-0 | 41 | 14 | 0 | 14 | 164/6.1 |
| 33 | Ugonna Onyenso | 16-0 | 112/7.0 | 18-34 | .529 | 0-0 | .000 | 4-7 | .571 | 18-24-42-2.6 | 8-0 | 2 | 4 | 16 | 3 | 40/2.5 |
| 3 | Adou Thiero | 20-0 | 190/9.5 | 10-29 | .345 | 3-9 | .333 | 23-33 | .697 | 16-21-37-1.9 | 26-0 | 8 | 13 | 6 | 9 | 46/2.3 |
| 55 | Lance Ware | 28-6 | 272/9.7 | 25-38 | .658 | 0-0 | .000 | 7-21 | .333 | 21-34-55-2.0 | 35-0 | 17 | 17 | 10 | 8 | 57/2.0 |
| 4 | Daimton Collins | 25-1 | 196/7.8 | 17-40 | .425 | 0-3 | .000 | 13-21 | .619 | 17-30-47-1.9 | 33-1 | 4 | 18 | 10 | 6 | 47/1.9 |
| 14 | Brennan Canada | 5-1 | 9/1.8 | 1-3 | .333 | 1-3 | .333 | 0-0 | .000 | 0-1-1-0.2 | 0-0 | 0 | 0 | 0 | 0 | 3/0.6 |
| 21 | Walker Horn | 4-0 | 8/2.0 | 0-1 | .000 | 0-1 | .000 | 0-0 | .000 | 0-1-1-0.3 | 1-0 | 1 | 4 | 0 | 0 | 0/0.0 |
| 25 | Kareem Watkins | 4-0 | 8/2.0 | 0-1 | .000 | 0-1 | .000 | 0-0 | .000 | 0-0-0-0.0 | 0-0 | 1 | 1 | 0 | 0 | 0/0.0 |
| TM | TEAM..... | | | | | | | | | 33-39-72 | | | | | | |
| Total | | 34 | 6850 | 929-2045 | .454 | 213-613 | .347 | 461-653 | .706 | 472-867-1339-39.4 | 545-10 | 512 | 400 | 125 | 219 | 2532/74.5 |
| Opponents | | 34 | 6850 | 827-1929 | .429 | 222-685 | .324 | 429-577 | .744 | 290-732-1022-30.1 | 580-12 | 399 | 379 | 75 | 205 | 2305/67.8 |

| SCORE BY PERIODS: | 1st | 2ND | OT | TOT | TOTAL |
|-------------------|------|------|----|-----|-------|
| Kentucky | 1204 | 1313 | 9 | 6 | 2532 |
| Opponents | 1109 | 1172 | 9 | 15 | 2305 |



2022-23 FINAL SEC STATISTICS

| # | PLAYER | GP-GS | MIN/AVG | -----TOTAL----- | | -----3-PTS----- | | FT-FTA | PCT | ---REBOUNDS--- | | PF-FO | A | TO | BLK | STL | PTS/AVG |
|------------------|------------------|-----------|-------------|-----------------|-------------|-----------------|-------------|----------------|-------------|-------------------------|--------------|------------|------------|-----------|------------|------------------|----------|
| | | | | FG-FGA | PCT | 3FG-FGA | PCT | | | OFF-DEF | TOT-AVG | | | | | | |
| 34 | Oscar Tshiebe | 18-18 | 629/34.9 | 103-189 | .545 | 0-2 | .000 | 92-123 | .748 | 98-141 | 239-13.3 | 55-2 | 25 | 30 | 14 | 27 | 298/16.6 |
| 12 | Antonio Reeves | 18-6 | 523/29.1 | 99-217 | .456 | 40-97 | .412 | 45-55 | .818 | 5-28 | 33-1.8 | 43-0 | 14 | 28 | 3 | 7 | 283/15.7 |
| 0 | Jacob Toppin | 17-16 | 570/33.5 | 82-167 | .491 | 13-26 | .500 | 37-55 | .673 | 28-92 | 120-7.1 | 38-1 | 45 | 28 | 10 | 9 | 214/12.6 |
| 22 | Cason Wallace | 16-16 | 488/30.5 | 67-169 | .396 | 16-67 | .239 | 29-32 | .906 | 10-38 | 48-3.0 | 39-0 | 67 | 36 | 11 | 21 | 179/11.2 |
| 2 | Sahvir Wheeler | 9-5 | 251/27.9 | 29-68 | .426 | 5-13 | .385 | 1-6 | .167 | 2-17 | 19-2.1 | 20-1 | 45 | 13 | 0 | 7 | 64/7.1 |
| 24 | Chris Livingston | 18-17 | 455/25.3 | 40-100 | .400 | 9-32 | .281 | 24-34 | .706 | 23-62 | 85-4.7 | 41-1 | 14 | 17 | 7 | 8 | 113/6.3 |
| 1 | CJ Fredrick | 12-9 | 296/24.7 | 24-74 | .324 | 14-49 | .286 | 10-10 | 1.000 | 3-8 | 11-0.9 | 12-0 | 19 | 7 | 0 | 5 | 72/6.0 |
| 3 | Adou Thiero | 12-0 | 142/11.8 | 7-22 | .318 | 2-6 | .333 | 15-22 | .682 | 13-13 | 26-2.2 | 20-0 | 6 | 10 | 4 | 8 | 31/2.6 |
| 4 | Daimon Collins | 13-1 | 92/7.1 | 12-22 | .545 | 0-0 | .000 | 8-13 | .615 | 11-10 | 21-1.6 | 19-1 | 3 | 5 | 6 | 3 | 32/2.5 |
| 55 | Lance Ware | 14-1 | 129/9.2 | 10-16 | .625 | 0-0 | .000 | 1-5 | .200 | 10-19 | 29-2.1 | 14-0 | 8 | 6 | 2 | 9 | 21/1.5 |
| 33 | Ugonna Onyenso | 5-0 | 18/3.6 | 1-7 | .143 | 0-0 | .000 | 0-0 | .000 | 3-3 | 6-1.2 | 1-0 | 0 | 1 | 1 | 1 | 2/0.4 |
| 21 | Walker Horn | 1-0 | 2/2.0 | 0-0 | .000 | 0-0 | .000 | 0-0 | .000 | 0-0 | 0-0.0 | 0-0 | 0 | 1 | 0 | 0 | 0/0.0 |
| 14 | Brennan Canada | 2-1 | 3/1.5 | 0-0 | .000 | 0-0 | .000 | 0-0 | .000 | 0-0 | 0-0.0 | 0-0 | 0 | 0 | 0 | 0 | 0/0.0 |
| 25 | Kareem Watkins | 1-0 | 2/2.0 | 0-1 | .000 | 0-1 | .000 | 0-0 | .000 | 0-0 | 0-0.0 | 0-0 | 0 | 0 | 0 | 0 | 0/0.0 |
| TM | TEAM..... | | | | | | | | | | 36-18-54 | | | | | | |
| Total | | 18 | 3600 | 474-1052 | .451 | 99-293 | .338 | 262-355 | .738 | 242-449-691-38.4 | 302-6 | 246 | 202 | 58 | 96 | 1309/72.7 | |
| Opponents | | 18 | 3600 | 441-1001 | .441 | 121-366 | .331 | 246-327 | .752 | 146-376-522-29.0 | 320-9 | 223 | 174 | 44 | 105 | 1249/69.4 | |

| SCORE BY PERIODS: | 1st | 2ND | TOTAL |
|-------------------|-----|-----|-------|
| Kentucky | 618 | 691 | 1309 |
| Opponents | 610 | 639 | 1249 |

2022-23 GAME-BY-GAME STATISTICS

| OPPONENT | DATE | SCORE | W/L | FG-FGA | PCT | 3FG-FGA | PCT | FT-FTA | PCT | REBOUNDS | | | | | PF | A | TO | BLK | STL | PTS |
|------------------------|----------|--------|-----------------|--------|------|---------|------|--------|------|----------|-----|-----|-----|---------|----|----|-----|-----|-----|-----|
| | | | | | | | | | | OFF | DEF | TOT | PCT | OFF-DEF | | | | | | |
| UK | 11/7/22 | 95-63 | W | 34-62 | .548 | 11-24 | .458 | 16-28 | .571 | 10-32 | 42 | 12 | 20 | 10 | 5 | 10 | 95 | | | |
| HOWARD | | | | 23-67 | .343 | 7-25 | .280 | 10-13 | .769 | 13-24 | 37 | 19 | 10 | 16 | 1 | 4 | 63 | | | |
| UK | 11/11/22 | 77-52 | W | 28-61 | .459 | 11-19 | .579 | 10-15 | .667 | 11-35 | 46 | 7 | 22 | 15 | 11 | 9 | 77 | | | |
| DUQUESNE | | | | 20-66 | .303 | 7-26 | .269 | 5-8 | .625 | 11-24 | 35 | 16 | 13 | 11 | 1 | 8 | 52 | | | |
| UK | 11/15/22 | 86-77 | L ^{OT} | 27-70 | .386 | 7-25 | .280 | 16-24 | .667 | 12-26 | 38 | 25 | 17 | 15 | 8 | 12 | 77 | | | |
| vs. RV/RV Michigan St. | | | | 28-69 | .406 | 7-19 | .368 | 23-27 | .852 | 16-29 | 45 | 19 | 19 | 18 | 3 | 6 | 86 | | | |
| UK | 11/17/22 | 106-63 | W | 39-68 | .574 | 10-24 | .417 | 18-23 | .783 | 14-34 | 48 | 13 | 25 | 13 | 9 | 9 | 106 | | | |
| SOUTH CAROLINA ST. | | | | 24-68 | .353 | 5-21 | .238 | 10-16 | .625 | 11-17 | 28 | 16 | 8 | 12 | 2 | 5 | 63 | | | |
| UK | 11/20/22 | 88-72 | L | 27-69 | .391 | 6-25 | .240 | 12-16 | .750 | 11-18 | 29 | 22 | 11 | 11 | 0 | 10 | 72 | | | |
| at #2/2 Gonzaga | | | | 31-55 | .564 | 7-19 | .368 | 19-21 | .905 | 7-32 | 39 | 12 | 8 | 18 | 2 | 7 | 88 | | | |
| UK | 11/23/22 | 96-56 | W | 35-73 | .479 | 9-24 | .375 | 17-21 | .810 | 18-32 | 50 | 19 | 23 | 7 | 9 | 7 | 96 | | | |
| NORTH FLORIDA | | | | 20-58 | .345 | 6-21 | .286 | 10-21 | .476 | 12-23 | 35 | 14 | 6 | 16 | 1 | 5 | 56 | | | |
| UK | 11/29/22 | 60-41 | W | 22-53 | .415 | 7-22 | .318 | 9-11 | .818 | 13-29 | 42 | 9 | 16 | 14 | 4 | 6 | 60 | | | |
| BELLARMI | | | | 14-46 | .304 | 8-28 | .286 | 5-6 | .833 | 3-18 | 21 | 13 | 9 | 12 | 0 | 7 | 41 | | | |
| UK | 12/4/22 | 73-69 | W | 27-58 | .466 | 9-15 | .600 | 10-20 | .500 | 12-34 | 46 | 14 | 17 | 14 | 3 | 3 | 73 | | | |
| vs. RV/RV Michigan | | | | 25-64 | .391 | 8-20 | .400 | 11-17 | .647 | 7-26 | 33 | 19 | 12 | 7 | 4 | 5 | 69 | | | |
| UK | 12/10/22 | 69-59 | W | 29-58 | .500 | 4-11 | .364 | 7-10 | .700 | 12-19 | 31 | 14 | 15 | 9 | 2 | 7 | 69 | | | |
| YALE | | | | 22-51 | .431 | 7-17 | .412 | 8-12 | .667 | 11-19 | 30 | 13 | 9 | 15 | 2 | 2 | 59 | | | |
| UK | 12/17/22 | 63-53 | L | 21-64 | .328 | 6-21 | .286 | 5-13 | .385 | 21-21 | 42 | 17 | 14 | 18 | 4 | 8 | 53 | | | |
| vs. #16/14 UCLA | | | | 27-59 | .458 | 2-8 | .250 | 7-15 | .467 | 13-30 | 43 | 17 | 11 | 13 | 4 | 11 | 63 | | | |
| UK | 12/21/22 | 88-68 | W | 31-59 | .525 | 13-23 | .565 | 13-19 | .684 | 19-18 | 37 | 12 | 19 | 9 | 1 | 7 | 88 | | | |
| FLORIDA A&M | | | | 26-50 | .520 | 9-16 | .563 | 7-8 | .875 | 6-12 | 18 | 17 | 12 | 12 | 1 | 1 | 68 | | | |
| UK | 12/28/22 | 89-75 | L | 26-56 | .464 | 8-23 | .348 | 15-24 | .625 | 14-23 | 37 | 21 | 15 | 14 | 1 | 5 | 75 | | | |
| at RV/RV Missouri* | | | | 28-57 | .491 | 10-25 | .400 | 23-28 | .821 | 9-19 | 28 | 18 | 18 | 8 | 4 | 9 | 89 | | | |
| UK | 12/31/22 | 86-63 | W | 33-55 | .600 | 4-13 | .308 | 16-25 | .640 | 15-18 | 33 | 18 | 18 | 12 | 1 | 7 | 86 | | | |
| LOUISVILLE | | | | 22-47 | .468 | 2-13 | .154 | 17-23 | .739 | 8-12 | 20 | 18 | 5 | 15 | 2 | 7 | 63 | | | |
| UK | 1/3/23 | 74-71 | W | 28-54 | .519 | 7-18 | .389 | 11-14 | .786 | 10-21 | 31 | 11 | 18 | 6 | 3 | 2 | 74 | | | |
| RV/RV LSU* | | | | 26-53 | .491 | 11-25 | .440 | 8-10 | .800 | 5-17 | 22 | 15 | 15 | 9 | 1 | 3 | 71 | | | |



| OPPONENT | DATE | SCORE | W/L | FG-FGA | PCT | 3FG-FGA | PCT | FT-FTA | PCT | REBOUNDS | | | PF | A | TO | BLK | STL | PTS |
|-----------------------|---------|-------|-----|--------|------|---------|------|--------|-------|----------|-----|-----|----|---|----|-----|-----|-----|
| | | | | | | | | | | OFF | DEF | TOT | | | | | | |
| UK | 1/7/23 | 78-52 | L | 21-73 | .288 | 5-20 | .250 | 5-8 | .625 | 20-25-45 | 20 | 7 | 11 | 6 | 4 | 52 | | |
| at #7/7 Alabama* | | | | 26-54 | .481 | 8-22 | .364 | 18-26 | .692 | 8-33-41 | 13 | 13 | 9 | 6 | 9 | 78 | | |
| UK | 1/10/23 | 71-68 | L | 29-57 | .509 | 3-10 | .300 | 7-14 | .500 | 14-14-28 | 11 | 9 | 6 | 6 | 6 | 68 | | |
| SOUTH CAROLINA* | | | | 27-56 | .482 | 11-20 | .550 | 6-7 | .857 | 15-17-32 | 15 | 11 | 15 | 1 | 2 | 71 | | |
| UK | 1/14/23 | 63-56 | W | 18-51 | .353 | 5-16 | .313 | 22-25 | .880 | 13-30-43 | 18 | 14 | 19 | 1 | 6 | 63 | | |
| at #5/5 Tennessee* | | | | 23-57 | .404 | 3-21 | .143 | 7-10 | .700 | 4-19-23 | 24 | 17 | 11 | 3 | 7 | 56 | | |
| UK | 1/17/23 | 85-71 | W | 29-66 | .439 | 4-15 | .267 | 23-30 | .767 | 16-28-44 | 19 | 15 | 7 | 5 | 9 | 85 | | |
| GEORGIA* | | | | 24-52 | .462 | 7-20 | .350 | 16-24 | .667 | 4-27-31 | 23 | 7 | 11 | 1 | 3 | 71 | | |
| UK | 1/21/23 | 76-67 | W | 27-67 | .403 | 11-32 | .344 | 11-17 | .647 | 17-21-38 | 13 | 14 | 12 | 4 | 6 | 76 | | |
| RV/RV TEXAS A&M* | | | | 24-49 | .490 | 3-16 | .188 | 16-16 | 1.000 | 4-27-31 | 18 | 10 | 16 | 0 | 6 | 67 | | |
| UK | 1/24/23 | 69-53 | W | 31-55 | .564 | 6-16 | .375 | 1-2 | .500 | 7-30-37 | 15 | 17 | 10 | 2 | 4 | 69 | | |
| at Vanderbilt* | | | | 18-55 | .327 | 6-17 | .353 | 11-12 | .917 | 8-16-24 | 5 | 5 | 4 | 0 | 5 | 53 | | |
| UK | 1/28/23 | 77-68 | L | 25-51 | .490 | 2-13 | .154 | 16-23 | .696 | 4-25-29 | 14 | 16 | 11 | 3 | 7 | 68 | | |
| #9/9 KANSAS | | | | 31-63 | .492 | 6-16 | .375 | 9-10 | .900 | 8-26-34 | 18 | 18 | 10 | 2 | 9 | 77 | | |
| UK | 1/31/23 | 75-66 | W | 25-52 | .481 | 6-12 | .500 | 19-23 | .826 | 9-24-33 | 14 | 17 | 9 | 1 | 5 | 75 | | |
| at Ole Miss* | | | | 27-61 | .443 | 4-19 | .211 | 8-10 | .800 | 10-19-29 | 18 | 18 | 8 | 1 | 4 | 66 | | |
| UK | 2/4/23 | 72-67 | W | 28-62 | .452 | 5-11 | .455 | 11-13 | .846 | 13-25-38 | 14 | 10 | 9 | 5 | 6 | 72 | | |
| FLORIDA* | | | | 23-55 | .418 | 6-19 | .316 | 15-17 | .882 | 8-22-30 | 14 | 11 | 9 | 5 | 5 | 67 | | |
| UK | 2/7/23 | 88-73 | L | 29-62 | .468 | 4-13 | .308 | 11-18 | .611 | 14-17-31 | 17 | 11 | 15 | 3 | 6 | 73 | | |
| ARKANSAS* | | | | 32-51 | .627 | 4-9 | .444 | 20-24 | .833 | 6-20-26 | 18 | 19 | 11 | 7 | 10 | 88 | | |
| UK | 2/11/23 | 75-68 | L | 25-65 | .385 | 7-20 | .350 | 11-13 | .846 | 14-24-38 | 23 | 17 | 9 | 5 | 1 | 68 | | |
| at Georgia* | | | | 22-54 | .407 | 6-19 | .316 | 25-29 | .862 | 9-28-37 | 16 | 13 | 7 | 2 | 3 | 75 | | |
| UK | 2/15/23 | 71-68 | W | 25-55 | .455 | 6-20 | .300 | 15-20 | .750 | 18-20-38 | 19 | 19 | 12 | 2 | 7 | 71 | | |
| at Mississippi State* | | | | 24-48 | .500 | 6-20 | .300 | 14-19 | .737 | 7-15-22 | 18 | 15 | 10 | 5 | 6 | 68 | | |
| UK | 2/18/23 | 66-54 | W | 20-45 | .444 | 3-8 | .375 | 23-35 | .657 | 10-30-40 | 19 | 11 | 12 | 2 | 5 | 66 | | |
| #10/11 TENNESSEE* | | | | 22-59 | .373 | 6-27 | .222 | 4-14 | .286 | 11-21-32 | 25 | 10 | 8 | 2 | 4 | 54 | | |
| UK | 2/22/23 | 82-74 | W | 33-62 | .532 | 4-13 | .308 | 12-16 | .750 | 13-27-40 | 13 | 16 | 13 | 4 | 4 | 82 | | |
| at Florida* | | | | 26-52 | .500 | 8-20 | .400 | 14-20 | .700 | 2-19-21 | 15 | 14 | 10 | 1 | 9 | 74 | | |
| UK | 2/25/23 | 86-54 | W | 32-57 | .561 | 8-13 | .615 | 14-15 | .933 | 12-29-41 | 17 | 16 | 12 | 1 | 10 | 86 | | |
| AUBURN* | | | | 19-56 | .339 | 7-21 | .333 | 9-14 | .643 | 10-13-23 | 17 | 4 | 13 | 1 | 5 | 54 | | |

| OPPONENT | DATE | SCORE | W/L | FG-FGA | PCT | 3FG-FGA | PCT | FT-FTA | PCT | REBOUNDS | | | PF | A | TO | BLK | STL | PTS |
|------------------------------|---------|-------------|-----|-----------------|-------------|----------------|-------------|----------------|-------------|---------------------|------------|------------|------------|------------|------------|-------------|-----|-----|
| | | | | | | | | | | OFF | DEF | TOT | | | | | | |
| UK | 3/1/23 | 68-66 | L | 19-59 | .322 | 3-19 | .158 | 25-35 | .714 | 18-30-48 | 12 | 6 | 11 | 3 | 5 | 66 | | |
| VANDERBILT* | | | | 25-62 | .403 | 8-24 | .333 | 10-13 | .769 | 9-26-35 | 22 | 9 | 9 | 1 | 6 | 68 | | |
| UK | 3/4/23 | 88-79 | W | 29-54 | .537 | 4-14 | .286 | 26-33 | .788 | 10-31-41 | 26 | 14 | 15 | 4 | 5 | 88 | | |
| at Arkansas* | | | | 25-70 | .357 | 7-22 | .318 | 22-34 | .647 | 17-18-35 | 26 | 14 | 6 | 3 | 9 | 79 | | |
| UK | 3/10/23 | 80-73 | L | 28-66 | .424 | 6-25 | .240 | 11-20 | .550 | 21-22-43 | 18 | 11 | 13 | 2 | 9 | 73 | | |
| vs. Vanderbilt (SEC) | | | | 26-53 | .491 | 10-25 | .400 | 18-20 | .900 | 6-20-26 | 16 | 10 | 12 | 1 | 7 | 80 | | |
| UK | 3/17/23 | 61-53 | W | 23-63 | .365 | 5-16 | .313 | 10-13 | .769 | 18-30-48 | 12 | 10 | 11 | 4 | 6 | 61 | | |
| vs. #Providence (NCAA) | | | | 21-58 | .362 | 5-24 | .208 | 6-11 | .545 | 8-23-31 | 16 | 12 | 10 | 1 | 5 | 53 | | |
| UK | 3/19/23 | 75-69 | L | 26-63 | .413 | 4-20 | .200 | 13-17 | .765 | 19-25-44 | 17 | 12 | 16 | 1 | 6 | 69 | | |
| vs. #15/13 Kansas St. (NCAA) | | | | 26-54 | .481 | 5-21 | .238 | 18-22 | .818 | 4-21-25 | 17 | 14 | 8 | 4 | 11 | 75 | | |
| Kentucky | | 2532 | | 929-2045 | .454 | 213-613 | .347 | 461-653 | .706 | 472-867-1339 | 545 | 512 | 400 | 125 | 219 | 2532 | | |
| Opponents | | 2305 | | 827-1929 | .429 | 222-685 | .324 | 429-577 | .744 | 290-732-1022 | 580 | 399 | 379 | 75 | 205 | 2305 | | |

Home games in all CAPS
*SEC games



Table with 17 columns: DATE, OPPONENT, MIN, FG-A, FG PCT., 3FG-A, 3FG PCT., FT-A, FT PCT., O-D-T, PF, A, TO, BLK, STL, PTS. Rows include #12 ANTONIO REEVES | 2022-23 GAME-BY-GAME STATS.

Table with 17 columns: DATE, OPPONENT, MIN, FG-A, FG PCT., 3FG-A, 3FG PCT., FT-A, FT PCT., O-D-T, PF, A, TO, BLK, STL, PTS. Rows include #14 BRENNAN CANADA | 2022-23 GAME-BY-GAME STATS.

Table with 17 columns: DATE, OPPONENT, MIN, FG-A, FG PCT., 3FG-A, 3FG PCT., FT-A, FT PCT., O-D-T, PF, A, TO, BLK, STL, PTS. Rows include #21 WALKER HORN | 2022-23 GAME-BY-GAME STATS.

Table with 17 columns: DATE, OPPONENT, MIN, FG-A, FG PCT., 3FG-A, 3FG PCT., FT-A, FT PCT., O-D-T, PF, A, TO, BLK, STL, PTS. Rows include #22 CASON WALLACE | 2022-23 GAME-BY-GAME STATS.



Table with 17 columns: DATE, OPPONENT, MIN, FG-A, FG PCT., 3FG-A, 3FG PCT., FT-A, FT PCT., O-D-T, PF, A, TO, BLK, STL, PTS. Rows include J. 21 RV/RV TEXAS A&M* and J. 24 at Vanderbilt*.

Table with 17 columns: DATE, OPPONENT, MIN, FG-A, FG PCT., 3FG-A, 3FG PCT., FT-A, FT PCT., O-D-T, PF, A, TO, BLK, STL, PTS. Rows include #24 CHRIS LIVINGSTON | 2022-23 GAME-BY-GAME STATS.

Table with 17 columns: DATE, OPPONENT, MIN, FG-A, FG PCT., 3FG-A, 3FG PCT., FT-A, FT PCT., O-D-T, PF, A, TO, BLK, STL, PTS. Rows include #25 KAREEM WATKINS | 2022-23 GAME-BY-GAME STATS.

Table with 17 columns: DATE, OPPONENT, MIN, FG-A, FG PCT., 3FG-A, 3FG PCT., FT-A, FT PCT., O-D-T, PF, A, TO, BLK, STL, PTS. Rows include #33 UGONNA ONYENSO | 2022-23 GAME-BY-GAME STATS.



2022-23 INDIVIDUAL GAME-BY-GAME STATISTICS

| | | | | | | | | | | | | | | | |
|-------|--------------------|----|-----|-------|-----|------|-----|------|-------|---|---|---|---|---|---|
| J. 7 | at #7/7 Alabama* | 12 | 0-2 | .000 | 0-0 | .000 | 0-0 | .000 | 1-3-4 | 1 | 0 | 1 | 1 | 0 | 0 |
| J. 14 | at #5/5 Tennessee* | 1 | 0-1 | .000 | 0-0 | .000 | 0-0 | .000 | 2-0-2 | 0 | 0 | 0 | 0 | 0 | 0 |
| J. 17 | GEORGIA* | 1 | 1-1 | 1.000 | 0-0 | .000 | 0-0 | .000 | 0-0-0 | 0 | 0 | 0 | 0 | 0 | 2 |
| J. 21 | RV/RV TEXAS A&M* | 1 | 0-1 | .000 | 0-0 | .000 | 0-0 | .000 | 0-0-0 | 0 | 0 | 0 | 0 | 0 | 0 |
| F. 25 | AUBURN* | 3 | 0-2 | .000 | 0-0 | .000 | 0-0 | .000 | 0-0-0 | 0 | 0 | 0 | 0 | 0 | 1 |

#34 OSCAR TSHIBWE | 2022-23 GAME-BY-GAME STATS

| DATE | OPPONENT | MIN | FG-A | FG PCT. | 3FG-A | 3FG PCT. | FT-A | FT PCT. | O-D-T | PF | A | TO | BLK | STL | PTS |
|-------|--------------------------|-----|-------|---------|-------|----------|-------|---------|----------|----|---|----|-----|-----|-----|
| N. 15 | vs. RV/RV Michigan State | 34 | 9-17 | .529 | 0-0 | .000 | 4-4 | 1.000 | 6-12-18 | 5 | 2 | 5 | 4 | 0 | 22 |
| N. 17 | SOUTH CAROLINA STATE | 14 | 3-6 | .500 | 0-0 | .000 | 0-2 | .000 | 4-3-7 | 1 | 1 | 1 | 0 | 1 | 6 |
| N. 20 | at #2/2 Gonzaga | 29* | 7-12 | .583 | 0-0 | .000 | 6-6 | 1.000 | 6-9-15 | 4 | 0 | 2 | 0 | 2 | 20 |
| N. 23 | NORTH FLORIDA | 22* | 8-11 | .727 | 0-0 | .000 | 0-0 | .000 | 7-8-15 | 0 | 5 | 1 | 2 | 3 | 16 |
| N. 29 | BELLARMINE | 32* | 4-9 | .444 | 0-0 | .000 | 0-0 | .000 | 4-8-12 | 2 | 1 | 1 | 3 | 2 | 8 |
| D. 4 | vs. RV/RV Michigan | 31* | 5-10 | .500 | 0-0 | .000 | 3-4 | .750 | 2-12-14 | 4 | 1 | 2 | 0 | 1 | 13 |
| D. 10 | YALE | 38* | 13-18 | .722 | 0-0 | .000 | 2-3 | .667 | 5-7-12 | 3 | 2 | 0 | 2 | 2 | 28 |
| D. 17 | vs. #16/14 UCLA | 39* | 4-12 | .333 | 0-0 | .000 | 0-4 | .000 | 8-8-16 | 3 | 2 | 2 | 2 | 3 | 8 |
| D. 21 | FLORIDA A&M | 28* | 4-6 | .667 | 0-0 | .000 | 6-6 | 1.000 | 3-5-8 | 2 | 1 | 2 | 0 | 2 | 14 |
| D. 28 | at RV/RV Missouri* | 40* | 6-8 | .750 | 0-0 | .000 | 11-17 | .647 | 9-10-19 | 3 | 0 | 3 | 0 | 2 | 23 |
| D. 31 | LOUISVILLE | 37* | 10-13 | .769 | 0-0 | .000 | 4-9 | .444 | 8-6-14 | 3 | 2 | 5 | 0 | 2 | 24 |
| J. 3 | RV/RV LSU* | 40* | 7-9 | .778 | 0-0 | .000 | 5-7 | .714 | 7-9-16 | 3 | 1 | 0 | 1 | 1 | 19 |
| J. 7 | at #7/7 Alabama* | 23* | 1-7 | .143 | 0-0 | .000 | 2-2 | 1.000 | 4-2-6 | 4 | 0 | 4 | 1 | 0 | 4 |
| J. 10 | SOUTH CAROLINA* | 40* | 6-11 | .545 | 0-0 | .000 | 7-10 | .700 | 7-5-12 | 1 | 1 | 1 | 1 | 3 | 19 |
| J. 14 | at #5/5 Tennessee* | 39* | 6-12 | .500 | 0-0 | .000 | 3-4 | .750 | 4-9-13 | 3 | 1 | 0 | 0 | 1 | 15 |
| J. 17 | GEORGIA* | 39* | 12-20 | .600 | 0-0 | .000 | 13-18 | .722 | 11-13-24 | 3 | 1 | 0 | 1 | 3 | 37 |
| J. 21 | RV/RV TEXAS A&M* | 29* | 3-5 | .600 | 0-0 | .000 | 1-3 | .333 | 5-12-17 | 4 | 1 | 1 | 0 | 0 | 7 |
| J. 24 | at Vanderbilt* | 35* | 7-10 | .700 | 0-0 | .000 | 1-2 | .500 | 2-11-13 | 3 | 2 | 1 | 0 | 1 | 15 |
| J. 28 | #9/9 KANSAS | 34* | 6-9 | .667 | 0-0 | .000 | 6-8 | .750 | 2-7-9 | 3 | 4 | 3 | 1 | 1 | 18 |
| J. 31 | at Ole Miss* | 38* | 4-10 | .400 | 0-1 | .000 | 6-7 | .857 | 2-9-11 | 2 | 0 | 1 | 0 | 3 | 14 |
| F. 4 | FLORIDA* | 34* | 2-14 | .143 | 0-0 | .000 | 0-0 | .000 | 7-8-15 | 5 | 3 | 3 | 0 | 1 | 4 |
| F. 7 | ARKANSAS* | 32* | 3-6 | .500 | 0-0 | .000 | 1-1 | 1.000 | 3-4-7 | 3 | 2 | 1 | 1 | 3 | 7 |
| F. 11 | at Georgia* | 35* | 6-11 | .545 | 0-0 | .000 | 8-9 | .889 | 6-8-14 | 4 | 4 | 0 | 4 | 0 | 20 |
| F. 15 | at Mississippi State* | 32* | 7-13 | .538 | 0-1 | .000 | 4-6 | .667 | 7-4-11 | 4 | 2 | 4 | 0 | 1 | 18 |
| F. 18 | #10/11 TENNESSEE* | 34* | 3-9 | .333 | 0-0 | .000 | 10-11 | .909 | 2-5-7 | 4 | 1 | 3 | 0 | 3 | 16 |
| F. 22 | at Florida* | 38* | 12-13 | .923 | 0-0 | .000 | 1-3 | .333 | 2-2-4 | 2 | 3 | 3 | 1 | 1 | 25 |
| F. 25 | AUBURN* | 36* | 8-10 | .800 | 0-0 | .000 | 6-6 | 1.000 | 6-11-17 | 1 | 0 | 1 | 1 | 2 | 22 |
| M. 1 | VANDERBILT* | 38* | 5-10 | .500 | 0-0 | .000 | 11-15 | .733 | 10-10-20 | 1 | 2 | 3 | 3 | 1 | 21 |
| M. 4 | at Arkansas* | 27* | 5-11 | .455 | 0-0 | .000 | 2-2 | 1.000 | 4-9-13 | 5 | 1 | 1 | 0 | 1 | 12 |
| M. 10 | vs. Vanderbilt | 39* | 7-13 | .538 | 0-0 | .000 | 5-8 | .625 | 11-4-15 | 3 | 1 | 3 | 1 | 2 | 19 |
| M. 17 | vs. Providence | 33* | 4-10 | .400 | 0-0 | .000 | 0-0 | .000 | 11-14-25 | 4 | 2 | 3 | 2 | 3 | 8 |
| M. 19 | vs. #15/13 Kansas State | 37* | 8-13 | .615 | 0-0 | .000 | 9-11 | .818 | 9-9-18 | 1 | 1 | 5 | 0 | 2 | 25 |
| M. 12 | vs. Tennessee | 24* | 5-10 | .500 | 0-0 | .000 | 3-7 | .429 | 4-7-11 | 5 | 0 | 2 | 2 | 0 | 13 |

#55 LANCE WARE | 2022-23 GAME-BY-GAME STATS

| DATE | OPPONENT | MIN | FG-A | FG PCT. | 3FG-A | 3FG PCT. | FT-A | FT PCT. | O-D-T | PF | A | TO | BLK | STL | PTS |
|-------|--------------------------|-----|------|---------|-------|----------|------|---------|-------|----|---|----|-----|-----|-----|
| N. 7 | HOWARD | 20* | 1-2 | .500 | 0-0 | .000 | 2-6 | .333 | 0-3-3 | 2 | 2 | 2 | 1 | 4 | 4 |
| N. 11 | DUQUESNE | 21* | 1-4 | .250 | 0-0 | .000 | 2-4 | .500 | 2-1-3 | 2 | 0 | 2 | 4 | 1 | 4 |
| N. 15 | vs. RV/RV Michigan State | 15* | 1-1 | 1.000 | 0-0 | .000 | 0-0 | .000 | 1-2-3 | 4 | 1 | 0 | 1 | 1 | 2 |
| N. 17 | SOUTH CAROLINA STATE | 13* | 6-6 | 1.000 | 0-0 | .000 | 0-1 | .000 | 1-2-3 | 0 | 1 | 1 | 2 | 0 | 12 |
| N. 20 | at #2/2 Gonzaga | 10 | 1-1 | 1.000 | 0-0 | .000 | 0-0 | .000 | 0-1-1 | 4 | 0 | 0 | 0 | 0 | 1 |
| N. 29 | BELLARMINE | 8 | 1-1 | 1.000 | 0-0 | .000 | 0-0 | .000 | 0-1-1 | 0 | 1 | 2 | 0 | 0 | 2 |
| D. 4 | vs. RV/RV Michigan | 1 | 0-0 | .000 | 0-0 | .000 | 0-0 | .000 | 0-0-0 | 0 | 0 | 0 | 0 | 0 | 0 |
| D. 17 | vs. #16/14 UCLA | 14 | 1-1 | 1.000 | 0-0 | .000 | 0-0 | .000 | 3-2-5 | 1 | 3 | 0 | 0 | 1 | 2 |
| D. 21 | FLORIDA A&M | 19* | 1-4 | .250 | 0-0 | .000 | 2-3 | .667 | 4-1-5 | 2 | 0 | 1 | 0 | 0 | 4 |
| D. 28 | at RV/RV Missouri* | 30* | 3-5 | .600 | 0-0 | .000 | 0-1 | .000 | 2-4-6 | 3 | 3 | 1 | 0 | 0 | 6 |
| D. 31 | LOUISVILLE | 3 | 1-1 | 1.000 | 0-0 | .000 | 0-0 | .000 | 0-0-0 | 3 | 1 | 1 | 0 | 0 | 2 |
| J. 7 | at #7/7 Alabama* | 6 | 0-1 | .000 | 0-0 | .000 | 0-0 | .000 | 0-0-0 | 0 | 0 | 0 | 0 | 0 | 0 |
| J. 10 | SOUTH CAROLINA* | 18 | 2-3 | .667 | 0-0 | .000 | 0-0 | .000 | 2-1-3 | 1 | 2 | 1 | 0 | 0 | 4 |
| J. 14 | at #5/5 Tennessee* | 7 | 1-1 | 1.000 | 0-0 | .000 | 0-0 | .000 | 1-2-3 | 1 | 0 | 1 | 0 | 0 | 2 |
| J. 17 | GEORGIA* | 1 | 0-0 | .000 | 0-0 | .000 | 0-0 | .000 | 0-0-0 | 0 | 0 | 0 | 0 | 0 | 0 |
| J. 21 | RV/RV TEXAS A&M* | 15 | 0-1 | .000 | 0-0 | .000 | 0-2 | .000 | 1-3-4 | 1 | 1 | 0 | 1 | 0 | 0 |
| J. 24 | at Vanderbilt* | 5 | 0-0 | .000 | 0-0 | .000 | 0-0 | .000 | 0-1-1 | 1 | 0 | 1 | 0 | 0 | 0 |
| J. 28 | #9/9 KANSAS | 6 | 0-0 | .000 | 0-0 | .000 | 0-2 | .000 | 0-2-2 | 0 | 0 | 0 | 0 | 0 | 0 |
| J. 31 | at Ole Miss* | 2 | 0-0 | .000 | 0-0 | .000 | 0-0 | .000 | 0-0-0 | 0 | 0 | 0 | 0 | 0 | 0 |
| F. 15 | at Mississippi State* | 8 | 0-0 | .000 | 0-0 | .000 | 0-0 | .000 | 1-2-3 | 0 | 1 | 0 | 0 | 0 | 0 |
| F. 18 | #10/11 TENNESSEE* | 9 | 0-0 | .000 | 0-0 | .000 | 1-2 | .500 | 1-1-2 | 1 | 0 | 0 | 0 | 0 | 1 |
| F. 22 | at Florida* | 4 | 1-2 | .500 | 0-0 | .000 | 0-0 | .000 | 1-1-2 | 2 | 0 | 0 | 0 | 0 | 2 |
| F. 25 | AUBURN* | 5 | 1-1 | 1.000 | 0-0 | .000 | 0-0 | .000 | 0-0-0 | 1 | 0 | 0 | 0 | 0 | 2 |
| M. 1 | VANDERBILT* | 2 | 0-0 | .000 | 0-0 | .000 | 0-0 | .000 | 0-0-0 | 0 | 1 | 0 | 0 | 0 | 0 |
| M. 4 | at Arkansas* | 17 | 2-2 | 1.000 | 0-0 | .000 | 0-0 | .000 | 1-4-5 | 3 | 0 | 2 | 1 | 0 | 4 |
| M. 10 | vs. Vanderbilt | 1 | 0-0 | .000 | 0-0 | .000 | 0-0 | .000 | 0-0-0 | 2 | 0 | 1 | 0 | 0 | 0 |
| M. 17 | vs. Providence | 3 | 0-0 | .000 | 0-0 | .000 | 0-0 | .000 | 0-0-0 | 1 | 0 | 0 | 0 | 0 | 0 |
| M. 19 | vs. #15/13 Kansas State | 9 | 1-1 | 1.000 | 0-0 | .000 | 0-0 | .000 | 0-0-0 | 0 | 0 | 1 | 0 | 0 | 2 |



ALL-TIME WILDCATS

A

Allan Abramson (Mgr.) (1944)
 John Adams (1962, 63, 64, 65)
 Skipper Adams (1956)
 Edrice "Bam" Adebayo (2017)
 Don Adkins (Mgr.) (1974, 75)
 Earl Adkins (1954, 55, 56, 57, 58)
 Paul Adkins (1921, 22)
 Marvin Akers (1941, 42, 43)
 Charles Alberts (1924, 25, 26)
 Charles Aleksinas (1978, 79)
 Brooks Alexander (1964)
 Jonas Alger (Mgr.) (2020, 21, 22, 23)
 Dontaie Allen (2020, 21, 22)
 Ermal Allen (1940, 41, 42)
 Shagari Alleyne (2004, 05, 06)
 Ed Allin (1945, 46)
 Desmond Allison (1999, 2000)
 Sean Alteri (Mgr.) (1997)
 Carl Althaus (1943)
 Harold Amoss (1903, 04)
 Derek Anderson (1996, 97)
 Dwight Anderson (1979, 80)
 Milerd Anderson (1934, 35, 36)
 Jim Andrews (1970, 71, 72, 73)
 Paul Andrews (1984, 85, 86, 87)
 Lee Andrus (1903, 04)
 Myron Anthony (1998, 99)
 Phil Argento (1967, 68, 69)
 Richard Arnett (1903, 04)
 Devin Askew (2021)
 Jay Atkinson (Mgr.) (1957, 58, 59)
 George Atkins (1960, 61, 62, 63)
 Randy Azbill (Mgr.) (1984, 85)
 Kelenna Azubuike (2003, 04, 05)

B

H.A. Babb (Mgr.) (1911)
 Adrian Back (1942)
 Stanley Baer (1905, 06, 07)
 Scotty Baesler (1960, 61, 62, 63)
 Jemarl Baker Jr. (2018, 19)
 Mike Ballenger (1982)
 Richard Barbee (1906, 07, 08, 09, 10)
 Antwain Barbour (2003, 04)
 Edward Barfield II (Mgr.) (2022, 23)
 Clifford Barker (1947, 48, 49)
 Bill Barlow (1943)
 Marshall Barnes (1923)
 Brinkley Barnett (1911, 12, 13)
 Wayne Barnett (1963)
 Dale Barnstable (1947, 48, 49, 50)
 Bruce Bartee (1918, 19)
 Bobby Barton (Mgr.) (1967)
 Will Barton (Mgr.) (2010, 11, 12, 14)
 Arthur Bash (1918)
 Arthur Bastin (1918)
 Jay Bayless (1955, 56, 57)
 Dickey Beal (1981, 82, 83, 84)
 Ralph Beard (1946, 47, 48, 49)
 Bret Bearup (1981, 82, 83, 84, 85)
 Todd Bearup (1991)
 Thomas Beatty (1911, 12)
 Ed Beck (1955, 56, 57, 58)
 Twany Beckham (2012, 13)
 Cecil Bell (1931, 32)
 Maurice Bell (1944)

Tommy Belt (1956)
 Winston Bennett (1984, 85, 86, 88)
 Kerry Benson (2008)
 Cliff Berger (1965, 66, 67, 68)
 Taylor Berryman (Mgr.) (2019, 20, 21)
 Jim Bersot (1962)
 Jim Beshears (1962)
 Henry Besuden (1925, 26)
 Bill Bibb (1954, 55)
 Arthur Bicknell (Mgr.) (1940)
 J.W. Biggerstaff (1933)
 Doug Billips (Mgr.) (1969, 70)
 Albert Bird (1958)
 Jerry Bird (1954, 55, 56)
 Darryl Bishop (1972)
 Frank Blackard (1962)
 James Blackmon (1984, 85, 86, 87)
 Crittenden Blair (1932, 34)
 Hubert Blakey (1920)
 Zeb Blankenship (1946)
 William Blanton (1923)
 Eric Bledsoe (2010)
 J.P. Blevins (1999, 2000, 01, 02)
 Harry Bliss (1935, 36)
 Bruce Boehler (1942)
 Keith Bogans (2000, 01, 02, 03)
 J. David Bolen (Mgr.) (1996, 97, 98)
 Devin Booker (2015)
 Michael Boorman (Mgr.) (2016, 17, 18, 19)
 Ralph Boren (1923, 24)
 Brandon Boston Jr. (2021)
 Brad Bounds (1964, 65, 66, 67)
 Barret Bouska (Mgr.) (2018, 19, 20)
 Sam Bowie (1980, 81, 82, 83, 84)
 Junior Braddy (1990, 91, 92, 93)
 Michael Bradley (1998, 99)
 Ramel Bradley (2005, 06, 07, 08)
 Travis Branham (Mgr.) (2016)
 Bob Brannum (1944, 47)
 Brandy Brandstetner (1912)
 Bob Brannun (1944, 47)
 Don Branson (1905, 06)
 Jeff Brassow (1990, 91, 92, 93, 94)
 Wayne Breeden (Mgr.) (1983)
 John Brewer (1954, 55, 56, 57)
 Leo Brewer (1907, 08)
 Melvin Brewer (1941, 42, 43)
 Leonard C. Bridges (Mgr.) (1910)
 Chris Briggs (Mgr.) (2002, 03, 04)
 Isaiah Briscoe (2016, 17)
 Dick Brodersen (1963)
 Jake Bronston (1929, 30, 31)
 Keion Brooks Jr. (2020, 21, 22)
 Curt Brown (1964)
 Dale Brown (1992, 93)
 William Brown (1957)
 Steve Bruce (1987)
 Al Bruno (1949)
 Thomson Bryant (1905, 06, 07)
 Nathaniel Buis (1944)
 Carey Burchett (Mgr.) (1934)
 Carroll Burchett (1959, 60, 61, 62)
 Lawrence Burnham (1919, 20, 22, 23)
 Kyle Burns (Mgr.) (2018, 19, 20, 21)
 Bob Burrow (1955, 56)
 Bill Busey (1967, 68, 69, 70)
 Paul Bussee (1954)

John Butcher (1955)
 Travis Butler (1967)
 Bernie Butts (1960, 61)
 Kirk Byars (Mgr.) (1963)
 Leroy Byrd (1984, 85, 86)

C

Ronnie Cain (1956)
 Brad Calipari (2017, 18, 19)
 Craig Calihan (Mgr.) (2008, 09, 10)
 Gerry Calvert (1954, 55, 56, 57)
 Jules Camara (1999, 2000, 01, 02, 03)
 Albert Campbell (1948)
 George Campbell (Mgr.) (1935)
 John Campbell (1910, 11)
 Kenton Campbell (1945, 46, 47, 48)
 Patrick Campbell (1917, 18)
 Will Campbell (Mgr.) (2007, 08, 09, 10)
Brennan Canada (2020, 21, 22, 23)
 Burgess Carey (1925, 26)
 Ralph Carlisle (1935, 36, 37)
 Armiel Carman (Mgr.) (1916)
 Josh Carrier (2002, 03, 04, 05)
 Rashaad Carruth (2002)
 Jared Carter (2006, 07, 08, 09)
 Dwane Casey (1976, 77, 78, 79)
 Mike Casey (1967, 68, 69, 71)
 Billy Ray Cassidy (1955, 56, 57, 58)
 Billy Cassity (1963)
 Lindle Castle (1951)
 Willie Cauley-Stein (2013, 14, 15)
 Milton Cavana (1931)
 Bill Chambers (1945)
 J.S. Chambers (Mgr.) (1909)
 Jan Chancellor (1964)
 Dan Chandler (1954, 55)
 Nicolas Chapman (Mgr.) (2023)
 Rex Chapman (1987, 88)
 Wayne Chapman (1964)
 Adam Chiles (2002)
 Kirk Chiles (1968, 72)
 Ronald Clark (1952)
 Terrence Clarke (2021)
 Truman Claytor (1976, 77, 78, 79)
 Tom Clemmons (1968)
 Steve Clevenger (1965, 66, 67, 68)
 Jesse Clinger (Mgr.) (2017, 18)
 Marion Cluggish (1938, 39, 40)
 Stan Cluggish (1940)
 Sonny Cobb (1956)
 Bennie Coffman (1959, 60)
 Sid Cohen (1959, 60)
 Daimion Collins (2022, 23)
 Lincoln Collinsworth (1955, 56, 57, 58)
 Carl Combs (1940, 41)
 Cecil Combs (1928, 29, 30)
 Charles Combs (1936, 37, 38)
 Larry Conley (1963, 64, 65, 66)
 Jimmy Dan Conner (1972, 73, 74, 75)
 George Cooke (1952)
 Joe Coos (1903, 04, 05)
 Clyde Cooper (1945)
 Tony Cooper (1991)
 Jim Corcoran (1956)
 Earl Cornett (1962)
 Paul Corum (1954, 55)
 Nealee Cosby (1952)

Bernard Coté (2003, 04)
 E.A. Couch (1957, 58)
 Scott Courts (1978)
 Mark Coury (2007, 08)
 DeMarcus Cousins (2010)
 Fred Cowan (1978, 79, 80, 81)
 Jeremiah Cox (Mgr.) (2004, 05, 06)
 Johnny Cox (1956, 57, 58, 59)
 Hugh Coy (1954)
 Gary Crabtree (1962)
 John Craig (1936)
 Mark Crain (1960)
 Wes Cravens (1944)
 Joe Crawford (2005, 06, 07, 08)
 John Crigler (1955, 56, 57, 58)
 Louis Crigler (1957)
 George Critz (1961, 62, 63, 64)
 Johnny Crockett (1946)
 Larry Crosby (Mgr.) (1965)
 John S. Crosthwaite (1910)
 Lawrence Crump (1931)
 Albert Cummins (1947)
 Jess Curry (1954)
 Fred Curtis (1937, 38, 39)
 Hank Curtis (Mgr.) (2017, 18)

D

Tommy Dale (1964)
 Louie Dampier (1964, 65, 66, 67)
 Erik Daniels (2001, 02, 03, 04)
 Darrell Darby (1931, 32, 33)
Grant Darbyshire (2023)
 Howard Dardeen (1958, 59)
 Ed Davender (1985, 86, 87, 88)
 Jonny David (2016, 17, 18, 19)
 Anthony Davis (2012)
 A.J. Davis (Mgr.) (2006)
 Berkley Davis (1932, 34)
 Bill Davis (1933, 34)
 Bruce Davis (1935, 36)
 Johnathon Davis (1988, 89, 90, 91)
 Mulford Davis (1943, 46, 47)
 Robert Davis (1936, 37, 38)
 William Davis (1933, 34)
 Gene Dauer (1968)
 Roger Day (1948, 49, 50)
 David Deaton (Mgr.) (1989)
 Ted Deeken (1961, 62, 63, 64)
 Claire Dees (1927, 28, 29)
 Vince Del Negro (1961)
 Tony Delk (1993, 94, 95, 96)
 Adam Delph (2009)
 John "Frenchy" DeMoisey (1932, 33, 34)
 Truitt DeMoisey (1944)
 Brody Dempsey (Mgr.) (2021, 22, 23)
 Harry Denham (1938, 39, 40)
 Rodney Dent (1993, 94)
 Dickie Derrickson (1945)
 Hamidou Diallo (2017, 18)
 Jim Dinwiddie (1967, 68, 69, 70, 71)
 Joseph Dishman (1918, 19)
 Darnell Dodson (2010)
 Arthur Donan (1906)
 Mike Dolan (Mgr.) (1952, 54)
 Warfield Donohue (1935, 36, 37)
 Tommy Dorsey (1956)
 Harold Downing (1908)
 Pat Doyle (1960, 61, 62, 63)
 Rick Drewitz (1971, 72, 73, 74)
 Chester Duff (1945)

Hunter Durham (Mgr.) (1961, 62)
 James Durham (1945)
 Sean Dunleavy (Mgr.) (2021, 22, 23)
 Cliff Dwyer (1952)

E

David Eakins (1958)
 Ray Edelman (1971, 72, 73, 74)
 Allen Edwards (1995, 96, 97, 98)
 Leroy Edwards (1935)
 Michael Elgin (Mgr.) (2014, 15, 16)
 Russell Ellington (1935, 36)
 Cecil Ellis (1910)
 LeRon Ellis (1988, 89)
 Randy Embry (1962, 63, 64, 65)
 Kenneth England (1941, 42)
 Anthony Epps (1994, 95, 96, 97)
 Marquis Estill (2000, 01, 02, 03)
 Frank Etscorn (1941, 42)
 Bill Evans (1951, 52, 54, 55)
 Clay Evans (1954)
 Heshimu Evans (1997, 98, 99)
 Mark Evans (Mgr.) (2010, 11, 12)
 William Evans (Mgr.) (1942)
 William Evans (Mgr.) (2020)
 John Everett (1919, 20)

F

H.L. Farmer (1912, 13)
 John Farmer (1968)
 Richie Farmer (1989, 90, 91, 92)
 Keith Farnsely (1939, 40, 41)
 John Farris (Mgr.) (1992, 94, 95)
 J.B. Faulconer (Mgr.) (1939)
 Allen Feldhaus (1959, 60, 61, 62)
 Deron Feldhaus (1988, 89, 90, 91, 92)
 John Ferguson (Mgr.) (1971)
 Fred Fest (1921, 22, 23)
 Gerald Fitch (2001, 02, 03, 04)
 Garrett Fitzpatrick (Mgr.) (1941)
 Cam/Ron Fletcher (2021)
 George Fletcher (Mgr.) (1980, 81)
 El Floreal (2014, 15, 16)
 Chigger Flynn (Mgr.) (1956)
 Doug Flynn (1970)
 James Flynn (1952)
 Mike Flynn (1972, 73, 74, 75)
 Travis Ford (1991, 92, 93, 94)
 Wayne Foust (1923)
 Bob Fowler (1976)
 De'Aaron Fox (2017)
 Adam Delph (2009)
 Walter Fox (1907, 08, 09, 10)
 Mort Fraley (1967)
 Don Frazier (1954)
 CJ Fredrick (2022, 23)
 Jeremy French (Mgr.) (2007, 08, 09)
 Ray Frudenberger (1963)
 Jim Fulcher (1962)
 Clifford Fuller (1921)

G

Wenyen Gabriel (2017, 18)
 Jake Gaiser (1910, 11, 12)
 Kevin Gallagher (Mgr.) (2018, 19, 20, 21)
 Kevin Galloway (2009)
 Gary Gamble (1965, 66, 67, 68)
 Charles Gates (1933)
 Sam Gates (1935, 36)
 Kenneth Gayheart (Mgr.) (1990, 91, 92, 94)

Robert Gayheart (Mgr.) (1989)
 D.J. Geddes (Mgr.) (2001, 02, 03, 04, 05)
 Gordan George (1932)
 Chris Gettelfinger (1978, 79, 80, 81)
 Mickey Gibson (1963, 64)
 Elmer Gilb (1927, 28, 29)
 Shai Gilgeous-Alexander (2018)
 Jeff Ginnin (1989)
 Logan Gipe (1954)
 Jack Givens (1975, 76, 77, 78)
 Steve Glickman (1918)
 Tom Gobel (1961)
 Ed Godbey (1959)
 Don Godby (1954)
 James Goforth (1935, 36, 37)
 Zach Goines (Mgr.) (1996, 97, 98, 99)
 James Goodman (1938, 39)
 Robbie Goodman (Mgr.) (2018)
 Steve Goodson (Mgr.) (2002, 03, 04, 05)
 Archie Goodwin (2013)
 Buddy Goodwin (1958)
 William Goodwin (1903)
 Harry Gorham (1944)
 Ed Gough (1938)
 Kellan Grady (2022)
 Edward Grant (1964)
 Phil Grawemeyer (1954, 55, 56)
 Sean Gray (Mgr.) (1994, 95, 96, 97)
 Randy Gregory (Mgr.) (2016, 17, 18, 19)
 Quade Green (2018, 19)
 Steve Green (1974)
 Kevin Grevey (1972, 73, 74, 75)
 Pete Grigsby (1954)
 William Griffeth (Mgr.) (1929)
 Alex Groza (1945, 47, 48, 49)
 George Gumbert (1914, 15, 16, 17)
 Bob Guyette (1972, 73, 74, 75)
 J. White Guyn (1903, 04)

H

Charles Hadden (1955)
 Cliff Hagan (1951, 52, 54)
 Joseph Hagan (1936, 37, 38)
 Ashton Hagans (2019, 20)
 Jerry Hale (1972, 73, 74, 75)
 Dan Hall (1975, 1976)
 Mark Halsell (2009)
 Bill Hamm (1943)
 Reggie Hanson (1988, 89, 90, 91)
 Roger Harden (1983, 84, 85, 86)
 John Hardwick (1957)
 Philip Haring (Mgr.) (1936, 38)
 Sam Harper (1962, 63, 64)
 Tom Harper (1961, 62, 63, 64)
 Carson Harreld (Mgr.) (1965, 66)
 Josh Harrellson (2009, 10, 11)
 Alford Harris (Mgr.) (2018, 19, 20, 21)
 Jim Harris (1968, 69)
 Ramon Harris (2007, 08, 09, 10)
 Aaron Harrison (2014, 15)
 Andrew Harrison (2014, 15)
 Chris Harrison (1992, 93, 94, 95)
 W.C. Harrison (1911, 12)
 Paul Harrow (2013)
 Derrill Hart (1910, 11, 12, 16)
 Merion Haskins (1974, 75, 76, 77)
 Robert Hatchett (Mgr.) (2012, 13, 14)
 Walter Hatcher (1937)
 Vernon Hatton (1956, 57, 58)
 Cliff Hawkins (2001, 02, 03, 04)

Dominique Hawkins (2014, 15, 16, 17)
 Basil Hayden (1920, 21, 22)
 Chuck Hayes (2002, 03, 04, 05)
 Davis Hayes (Mgr.) (2023)
 Elmo Head (1937, 38, 39)
 Bob Hehl (1946)
 Tom Heilbron (1958)
 Bob Heinrich (1963)
 Charles Heinrich (1963)
 Charles Heinrich (1935)
 Matt Heissenbittel (2001, 02, 03, 04)
 Tom Heitz (1980, 81, 82, 83, 84)
 Bill Heizer (1927)
 G. Foster Helm (1924, 25, 26, 27)
 Robert Henne (1948, 49)
 Joseph Herman (1906)
 Tyler Herro (2019)
 Will Herschelmann (Mgr.) (2006, 07, 08, 09)
 Arville Hickerson (1926)
 Billy Hill (1956)
 Darryl Hill (1962)
 Walter Hirsch (1948, 49, 50, 51)
 Walter Hodge (1937, 39)
 Ryan Hogan (1998, 99)
 Joe Holland (1946, 47, 48)
 Joey Holland (1974, 75, 76)
 Kent Hollenbeck (1969, 70, 71, 72)
 Mike Homa (1948)
 Jon Hood (2010, 11, 12, 13, 14)
 Bryce Hopkins (2022)
 Derrick Hord (1980, 81, 82, 83)
Walker Horn (2023)
 Lucas Houchin (Mgr.) (2017)
 Aaron Howard (Mgr.) (1998, 99, 2000, 01, 02)
 Mike Howard (Mgr.) (1996, 97, 98)
 Dick Howe (1955, 57, 58)
 Jim Howe (1945)
 Lee Huber (1939, 40, 41)
 Allen Hughes (1958)
 Charles Hughes (1924, 25)
 James Hughes (1932)
 Lowell Hughes (1957, 58, 59)
 Isaac Humphries (2016, 17)
 Harry Hurd (1959, 60, 61, 62)
 Charles Hurt (1980, 81, 82, 83)

I

Robert Ireland (1916, 17)
 Charles Ishmael (1962, 63, 64)
 Dan Issel (1967, 68, 69, 70)

J

Ralph Jackowski (1938)
 Isaiah Jackson (2021)
 Maurice Jackson (1933)
 Thad Jaracz (1965, 66, 67, 68)
 James Jarrill (1969)
 Derrick Jasper (2007, 08)
 Ernie Jefferson (1939)
 Irvine Jeffries (1928)
 Cedric Jenkins (1985, 86, 87, 88)
 Paul Jenkins (1926, 27, 28)
 Ned Jennings (1958, 59, 60, 61)
 Herbert Jerome (1934)
 Danny Jett (Mgr.) (2003)
 Bert Johnson (1935)
 Dakari Johnson (2014, 15)
 Ellis Johnson (1931, 32, 33)
 Keldon Johnson (2019)

Larry Johnson (1974, 75, 76, 77)
 Phil Johnson (1955, 56, 58, 59)
 Walter Johnson (1944)
 Buck Jones (1968)
 Chris Jones (1989)
 Terrence Jones (2011, 12)
 Wallace Jones (1946, 47, 48, 49)
 Ben Jordan (2020)
 James Jordan (1947, 48)
 David Judy (Mgr.) (2000, 01 02)
 Johnny Juzang (2020)

K

Enes Kanter (2011)
 Charles Keller (1952)
 Charlie Keller (1919)
 Pat Kelly (1905)
 William P. Kemper (Mgr.) (1905)
 Brady Kennedy (Mgr.) (2013, 14, 15, 16)
 Ron Kennett (1962, 63, 64, 65)
 Ralph Kercheval (1933)
 Stan Key (1969, 70, 71, 72)
 Michael Kidd-Gilchrist (2012)
 Jeff Kidder (Mgr.) (1989)
 Sacha Killeya-Jones (2017, 18)
 Henry Kimbrough (1912)
 Arlan King (1950)
 James King (1940, 41, 42)
 Kenneth King (1922)
 William King (1921, 22, 24, 25)
 Howard Kinne (1915, 17)
 A.M. Kirby (Mgr.) (1907)
 Lucas Kittrell (1926)
 William Kleiser (1930, 31, 32)
 Edwin Knadler (1927)
 Brandon Knight (2011)
 Nate Knight (2000)
 Kevin Knox (2018)
 Mark Krebs (2008, 09, 10)
 Howard Kreuter (1932, 33)
 Tommy Kron (1963, 64, 65, 66)

L

Skal Labissière (2016)
 Art Laib (1968, 69, 70)
 Doron Lamb (2011, 12)
 George Lambros (1950)
 Ed Lander (1942, 43)
 Paul Lansow (1951)
 Bo Lanter (1980, 81, 82)
 Tod Lanter (2013, 14, 15)
 Jason Lathrem (1996)
 Allan Lavin (1931)
 Bob Lavin (1919, 20, 21, 22)
 Brad Lawless (1977)
 Dave Lawrence (1933, 34, 35)
 Roger Layne (1950, 51)
 James Lee (1975, 76, 77, 78)
 Marcus Lee (2014, 15, 16)
 Ken Lehkamp (Mgr.) (1956, 57)
 Alex Leggin (2008)
 Jim LeMaster (1965, 66, 67, 68)
 Preston LeMaster (2003, 04, 05, 06)
 Larry Lentz (1963, 64, 65, 66)
 Morris Levin (Mgr.) (1931)
 Garland Lewis (1934, 35, 36)
 Billy Ray Lickert (1958, 59, 60, 61)
 DeAndre Liggins (2009, 10, 11)
 James Line (1947, 48, 49, 50)
 Shelby Linville (1950, 51, 52)

Zach Lipson (Mgr.) (2011, 12)
 Ercel Little (1931, 32)
 Chris Livingston (2023)
 Steve Lochmueller (1972, 73, 74, 75)
 Robert Lock (1985, 86, 87, 88)
 Brian Long (2012, 13, 14, 15)
 Wayland Long (1968)
 Lawrence Longworth (1916, 17)
 Darrell Loranec (1946)
 Nick Lutz (1936)
 Trey Lyles (2015)
 June Lyons (1928)
 Ronnie Lyons (1971, 72, 73, 74)
 Wendell Lyons (1971, 72)

M

Kyle Macy (1977, 78, 79, 80)
 Richard Madison (1985, 86, 87, 88)
 Jamaal Magloire (1997, 98, 99, 00)
 Sam Malone (2012, 13, 14, 15)
 Vince Manna (Mgr.) (2018, 19, 20, 21)
 Eric Manuel (1988, 89)
 Dustin Marr (Mgr.) (2006, 07, 08)
 Ben Marsh (1916, 17, 18, 19)
 Egbert Marshall (1927)
 Will Martin (Mgr.) (2009, 10, 11, 12)
 Gimel Martinez (1991, 92, 93, 94)
 Frank Marx (1910, 11)
 Jamal Mashburn (1991, 92, 93)
 Steve Masullo (1997, 98, 99, 2000)
 Luke Mason (Mgr.) (2007, 08)
 Jim Master (1981, 82, 83, 84)
 James Mathewson (1942)
 Jalen Mathis (Mgr.) (2021)
 Tony Mathis (1989)
 Charles Matthews (2016)
 Harvey Mattingly (1932)
 Bill Maupin (1956)
 Tyrese Maxey (2020)
 Charles Maxson (Mgr.) (1933)
 Jack May (Mgr.) (1935, 36)
 Todd May (1983)
 Julius Mays (2013)
 Robert Mayhall (1974)
 John McAdam (Mgr.) (1970)
 Paul McBrayer (1928, 29, 30)
 Cecil McCarty (1957)
 Walter McCarty (1993, 94, 95, 96)
 Bob McCowan (1968, 69, 70, 72)
 Jim McDonald (1959, 60, 61, 62)
 James McFarland (1924, 25, 26)
 Skip McGaw (1990)
 Brian McGee (Mgr.) (2016, 17, 18)
 Lawrence McGinnis (1928, 29, 30)
 Louis McGinnis (1929, 30, 31)
 Dan McHale (Mgr.) (1998, 99, 2000, 01)
 John McIntosh (1935, 36, 37)
 Garnett McKenney (1917, 18)
 Troy McKinley (1982, 83, 84, 85)
 J. McKinney (Mgr.) (1936, 37)
 Fred McLane (1928, 29, 30)
 Lewis McManus (1956, 57)
 Malcom McMullen (1946, 47)
 Jim Meek (1958)
 Giles Meadors (Mgr.) (1912)
 Jodie Meeks (2007, 08, 09)
 Ron Mercer (1996, 97)
 Michael Messer (Mgr.) (2020, 21, 22)
 Hub Metry (Mgr.) (1964, 65)
 Brett Miller (Mgr.) (2010, 11, 12)

Darius Miller (2009, 10, 11, 12)
 David Miller (1973, 74)
 Derrick Miller (1987, 88, 89, 90)
 Larry Miller (1972)
 Len Miller (1928, 29)
 Cameron Mills (1995, 96, 97, 98)
 Chris Mills (1989)
 Don Mills (1957, 58, 59, 60)
 Dusty Mills (2008)
 Ray Mills (1954, 55, 56, 57)
 Terry Mills (1967, 68, 69, 70, 71)
 Stanley Milward (1928, 29, 30)
 Will Milward (1924, 25)
 Dirk Minniefield (1980, 81, 82, 83)
 Davion Mintz (2021, 22)
 Billy Mitchell (1954)
 Donnie Mitts (1964)
 Neima Moaven (Mgr.) (2022)
 Terry Mobley (1962, 63, 64, 65)
 Nazr Mohammed (1996, 97, 98)
 Gayle Mohney (1926)
 Malik Monk (2017)
 EJ Montgomery (2019, 20)
 George Montgomery (1903)
 Joel Moody (1959)
 Bob Moore (Mgr.) (1950, 51, 52)
 Caleb Moore (Mgr.) (2000, 01, 02, 03)
 Eric Moore (Mgr.) (1989)
 Johnny Moran (Mgr.) (2016, 17, 18, 19)
 Ralph Morgan (1913, 14, 15)
 Read Morgan (1950, 51)
 John Morris (1933)
 Jonathan Morris (Mgr.) (2005)
 Randolph Morris (2005, 06, 07)
 Walter Morris (1919)
 Jeff Morrow (Mgr.) (1989, 90, 91, 92)
 Marc Moseley (1973)
 Tom Moseley (1943, 44)
 Ravi Moss (2003, 04, 05, 06)
 Thomas Mossberger (1957)
 Mychal Mulder (1920, 17)
 Kevin Murphy (Mgr.) (1998, 99, 2000)
 Zach Murphy (Mgr.) (2005, 06, 07, 08)
 Jamal Murray (2016)

N

Cotton Nash (1961, 62, 63, 64)
 Gene Neff (1951, 52)
 Alonzo Nelson (1945)
 Charles Neville (1964)
 Roger Newman (1957, 61)
 C.M. Newton (1950, 51)
 David Nile (1961)
 Tommy Nichols (1936)
 Brad Noe (Mgr.) (2006)
 Nerlens Noel (2013)
 Paul Noel (1943)
 Randy Noll (1969, 70)
 Vernon Nugent (1933)

O

Lukasz Obrzut (2004, 05, 06, 07)
 Mike O'Connell (1951)
 Dan Omlor (Mgr.) (1964)
Ugonna Onyenso (2023)
 Bernard Oppen (1937, 38, 39)
 Donald Orme (1940, 41)
 Andrew Ortelli (Mgr.) (2012, 13, 14, 15)
 Daniel Orton (2010)
 Hays Owens (1928, 29, 30)

P

Scott Padgett (1995, 97, 98, 99)
 Randy Page (1968)
 Harold Park (Mgr.) (1945)
 James Park (1912, 14)
 Clyde Parker (1943)
 Ed Parker (Mgr.) (1919)
 Glen Parker (1944)
 J. Ed Parker (1944, 45, 46, 47)
 Jason Parker (2001, 02)
 Tom Parker (1969, 70, 71, 72)
 Jack Parkinson (1944, 45, 46, 48)
 Michael Parks (1990, 91)
 Dick Parsons (1958, 59, 60, 61)
 Patrick Patterson (2008, 09, 10)
 Alexander "Zan" Payne (2019, 20, 21, 22)
 Tom Payne (1971)
 Bart Peak (1916, 17)
 Terry Mobley (1962, 63, 64, 65)
 Nazr Mohammed (1996, 97, 98)
 Gayle Mohney (1926)
 Malik Monk (2017)
 EJ Montgomery (2019, 20)
 George Montgomery (1903)
 Joel Moody (1959)
 Bob Moore (Mgr.) (1950, 51, 52)
 Caleb Moore (Mgr.) (2000, 01, 02, 03)
 Eric Moore (Mgr.) (1989)
 Johnny Moran (Mgr.) (2016, 17, 18, 19)
 Ralph Morgan (1913, 14, 15)
 Read Morgan (1950, 51)
 John Morris (1933)
 Jonathan Morris (Mgr.) (2005)
 Randolph Morris (2005, 06, 07)
 Walter Morris (1919)
 Jeff Morrow (Mgr.) (1989, 90, 91, 92)
 Marc Moseley (1973)
 Tom Moseley (1943, 44)
 Ravi Moss (2003, 04, 05, 06)
 Thomas Mossberger (1957)
 Mychal Mulder (1920, 17)
 Kevin Murphy (Mgr.) (1998, 99, 2000)
 Zach Murphy (Mgr.) (2005, 06, 07, 08)
 Jamal Murray (2016)

Q

Immanuel Quickley (2019, 20)

R

Denny Radabaugh (1962, 63)
 Henry Rambo (1957)
 Frank Ramsey (1951, 52, 54)
 Bernard Oppen (1937, 38, 39)
 Donald Orme (1940, 41)
 Andrew Ortelli (Mgr.) (2012, 13, 14, 15)
 Daniel Orton (2010)
 Hays Owens (1928, 29, 30)
Antonio Reeves (2023)

Al Reynolds (1945)
 Robert Reynolds (Mgr.) (1932)
 Rodrick Rhodes (1993, 94, 95)
 A.T. Rice (1922, 23, 24, 25)
 James Park (1912, 14)
 Dick Richards (1933)
 Nick Richards (2018, 19, 20)
 Stanley Ridd (1912)
 S.H. Ridgeway (1920, 21)
 Andre Riddick (1992, 93, 94, 95)
 Sam Ridgway (2020, 21)
 Carl Riefkin (1923, 24)
 Pat Riley (1964, 65, 66, 67)
 Ruric Roark (1904)
 Roy Roberts (1959, 60, 61, 62, 63)
 Jess Robertson (1941)
 Louis Robertson (1941, 42)
 Rick Robey (1975, 76, 77, 78)
 Al Robinson (1958, 59, 60)
 William "Doc" Rodes (1917)
 William Rodes (1909, 10)
 Andrew Rogers (Mgr.) (2010)
 Karl Rohs (1924, 25)
 Don Rolfes (1962, 63)
 Kenneth Rollins (1943, 47, 48)
 Rajon Rondo (2005, 06)
 Van Buren Ropke (1927)
 Gayle Rose (1951, 52, 54, 55)
 Jimmy Rose (1963)
 Harold Ross (1955, 56, 57, 58)
 Ben Roth (Mgr.) (1915)
 Layton Rouse (1938, 39, 40)
 Willie Rouse (1951, 52, 54)
 Jerry Rump (1960)
 Joe Rupert (1933)
 Herky Rupp (1959, 60, 61, 62)
 Tony Russell (Mgr.) (1994, 95, 96, 97)

S

Forest Sale (1931, 32, 33)
 Chad Sanders (Mgr.) (2007, 08, 09, 10)
 Olivier Sarr (2021)
 Matt Scherbenske (2008, 09)
 Jack Schiffl (1945)
 Steve Schmitt (1968)
 Charles Schrader (1914, 16, 17)
 Wilber Schu (1943, 44, 45, 46)
 Otto Schwant (1915, 16)
 Fred Scott (1956)
 Herschel Scott (1913, 14, 15)
 Mike Scott (1987, 88, 89)
 Leon Szczepanski (1955)
 Jason Seamonds (Mgr.) (1998, 99)
 Cory Sears (2001, 02)
 Brian Sensibaugh (Mgr.) (2014)
 Jim Server (1915, 16)
 Nate Sestina (2020)
 Evan Settle (1932, 33, 34)
 Arthur Shanklin (1918)
 Shelby Shanklin (1907, 08, 10)
 Brown Sharp (1952)
 Roy Sharp (1957)
 James Sharpe (1927)
 Shaedon Sharpe (2022)
 Hubbard Shawhan (1910)
 Bobby Shepherd (1957)
 Jeff Sheppard (1994, 95, 96, 97, 98)
 Jay Shidler (1977, 78, 79, 80)
 Terry Shigg (1987)
 Oliver Simmons (1996, 97)

Boone Simpson (1919)
 Larue Simpson (1962)
 Glenn Sims (Mgr.) (1973)
 Rekalin Sims (2006)
 George Skinner (1931, 32, 33)
 Landon Slope (2009)
 Bobby Slusher (1958, 59)
 Will Smether (1948)
 Adrian Smith (1957, 58)
 Bill Smith (1955, 56, 57, 58)
 Claibourne Smith (Mgr.) (2022, 23)
 Doug Smith (Mgr.) (2006)
 G.J. Smith (1972, 73, 74, 75)
 Gilbert Smith (1920, 21, 22, 23)
 Greg Smith (1972)
 Saul Smith (1998, 99, 00, 01)
 Mark Soderberg (1969, 70, 71)
 Bob Sparkman (1960)
 Ernest Sparkman (1945)
 Patrick Sparks (2005, 06)
 Devlin Sparrow (1961)
 Benny Spears (1967, 68)
 Larry Spears (1938)
 Bill Spicer (1936)
 Carey Spicer (1929, 30, 31)
 Charles Spilman (1923)
 Van Buren Ropke (1927)
 Vincent Splane (1942)
 Claire St. John (1904)
 Carl Staker (1940, 41, 42)
 Larry Stamper (1970, 71, 72, 73)
 Greg Starrick (1968, 69)
 John Steele (1954)
 Larry Steele (1968, 69, 70, 71)
 Oliver Steele (1926)
 Elmore Stephens (1972)
 Tim Stephens (1977, 78, 79)
 Warren Stephens (1957)
 Perry Stevenson (2007, 08, 09, 10)
 A.J. Stewart (2008, 09)
 Gene Stewart (1964, 65, 66, 67)
 Bobby Stilz (1936)
 Brian Stocker (Mgr.) (1994, 95, 96, 97)
 Brandon Stockton (2003, 04, 05, 06)
 Marvin Stone (2000, 01, 02)
 Neville Stone (1908)
 John Strogh (1945, 48, 49)
 Robert Strohm (1937)
 Guy Strong (1950, 51)
 Michael Stump (Mgr.) (2014, 15, 16, 17)
 Barkley Sturgill (1946)
 William Sturgill (1945, 46)
 Don Sullivan (Mgr.) (1978, 79)
 Anthony Summers (Mgr.) (1998, 99, 2000)
 Will Summers (Mgr.) (2023)
 Bill Surface (Mgr.) (1955)
 Mike Surface (1959)
 Michael "Ray" Surratt (Mgr.) (2022, 23)
 Sean Sutton (1988, 89)
 Todd Svoboda (1993)
 Dan Swartz (1952)
 Steve Swennes (1968)
 John Szalay (1964)

T

Todd Tackett (1999, 2000, 01)
 Bob Tallent (1965, 66, 67)
 Thomas Tanner (1960)
 Spencer Tatum (Mgr.) (1989, 90, 91, 92)

Vincent Tatum (Mgr.) (1991, 92)
 Bob Taylor (1934, 35, 36)
 Marquis Teague (2012)
 Jackie Terrell (1954)
 Alan Theobald (Mgr.) (1968)
Adou Thiero (2023)
 H.C. Thomas (1918, 19)
 Henry Thomas (1990, 91, 92)
 Irving Thomas (1986, 87)
 Roger Thomas (Mgr.) (1982, 83)
 Sheray Thomas (2004, 05, 06, 07)
 Alvin Thompson (1917)
 Homer Thompson (1937, 38, 39)
 Tommy Thompson (Mgr.) (1960)
 Jody Thompson (1991)
 Polk Threlkeld (1910)
 Bob Tice (1937)
 Milton Tico (1941, 42, 43)
 Edward Tierney (1934, 35)
 Clarence Tillman (1979)
 Aminu Timberlake (1992, 93)
 Jack Tingle (1944, 45, 46, 47)
 Ralph Tipton (1960)
 Carlos Toomer (1991, 92)
 Jacob Toppin (2021, 22, 23)
 Garland Townes (1948, 49, 50)
 Karl-Anthony Towns (2015)
 Len Tracy (1925)
 Reid Travis (2019)
 Carl Trivette (1938)
 Bill Trott (1929, 30, 31)
 Oscar Tshiebwe (2021, 22, 23)
 Lou Tsioropoulos (1951, 52, 54)
 Jack Tucker (1933, 34, 35)
 Frank Tully (1965)
 Wayne Turner (1996, 97, 98, 99)
 Melvin Turpin (1981, 82, 83, 84)
 Paul Turrell (1935)
 William P. Tuttle (1912, 13, 14, 15)

U

Tyler Ulis (2015, 16)
 Eiki Umezaki (Mgr.) (1989)
 Lovell Underwood (1924, 25, 26)
 Gary Utz (1974)

V

Jarred Vanderbilt (2018)
 Eloy Vargas (2011, 12)
 Robert Vent (Mgr.) (2018, 19)
 Chuck Verderber (1979, 80, 81, 82)
 Frank Vogel (Mgr.) (1996)
 John Vogt (1903)
 George Vulich (1944, 45)

W

George Waggoner (1961)
 Antoine Walker (1995, 96)
 Harris Walker (1938)
 J. Rice Walker (1936, 37, 38)
 Kenny Walker (1983, 84, 85, 86)
 John Wall (2010)
 Cason Wallace (2023)
 Jay Wallace (1926)
 Lance Ware (2021, 22, 23)
 Reggie Warford (1973, 74, 75, 76)
 PJ Washington (2018, 19)
 TyTy Washington Jr. (2022)
 Lawrence Waters (1905)
 James Wathen (1957)

Kareem Watkins (2021, 22, 23)
 Robert Watson (1950, 51, 52)
 Jim Weber (1943, 46)
 Riley Welch (2020, 21)
 James Wells (1951)
 Jimmy Weiland (1951)
 A.J. Weisenberger (1911, 12, 13)
 Wylie B. Wendt (Mgr.) (1906)
 Leo Wenkley (Mgr.) (1930)
 Randy Whaley (1951)
 Clint Wheeler (1967, 68, 69, 70, 71)
 Larry Wheeler (1961)
 Sahvir Wheeler (2022, 23)
 Lucian Whitaker (1950, 51, 52)
 Sam Whitaker (Mgr.) (2018, 19)
 Hubert White (1925)
 Waller White (1940, 41, 42)
 Don Whitehead (1944)
 Kahlii Whitney (2020)
 Walter Whittaker (1950)
 Fernie Whitus (1974, 75)
 Ferdinand Wieman (1927)
 James Wilhelm (1920, 21, 22)
 William Wilkinson (1922, 23, 24)
 Adam Williams (2006)
 Donald Williams (2009)
 LaVon Williams (77, 78, 79, 80)
 Morakinyo Williams (2008)
 Steve Williams (1977)
 Derek Willis (2014, 15, 16, 17)
 Maury Wilson (1906, 07, 08)
 W.C. Wilson (Mgr.) (1913)
 Kyle Wiltjer (2012, 13)
 Bob Windsor (1966)
 Dwayne Wingler (1955)
 Roger Wood (1973, 74)
 Sean Woods (1990, 91, 92)
 Ron Woodward (1963)
 Charles Worthington (1931, 32)
 Charles Wright (1905)
 H.J. Wurtele (1904)
 Paul Wyatt (1961)
 Tai Wynyard (2016, 17, 18)

Y

George Yates (1930, 31, 33)
 Humzey Yessin (Mgr.) (1946, 47, 48, 49)
 Singleton Yearly (1945)
 Rudy Yessin (1944)
 James Young (2014)

Z

Sam Zeaman (1946)
 George Zerfoss (1916, 18, 19)
 Karl Zerfoss (1913, 14, 15, 16)
 Tom Zerfoss (1914)
 Todd Ziegler (1985, 86, 77)

** List includes known freshman team members

^ Special thanks to Jon Scott/BigBlueHistory.net

RETIRED JERSEYS

As the videotape rolls through the history of the Kentucky basketball program, the highlights are countless.

Eight national championships. Numerous Southeastern Conference titles. Last-second shots. The trophies. The net cutting. Victory upon victory. The pictures and images continue to roll.

Year after year, the Wildcats have contended for national championships and produced a host of All-Americans. The UK program also has stocked the NBA with top young talent.

But the ultimate honor for a Wildcat player or coach is to have his jersey retired. Through the years, 45 former players, coaches and contributors have received this recognition.

According to former UK sports information director Russell Rice, the first jersey retired was Layton "Mickey" Rouse, an All-SEC guard who captained the 1940 UK squad. At the annual banquet following the season, Coach Adolph Rupp surprised Rouse when he presented him with his entire uniform.

Following the 1949 season, Rupp honored the four seniors from the back-to-back national championship teams — Cliff Barker, Ralph Beard, Alex Groza and Wallace "Wah Wah" Jones, along with 1948 team captain Kenny Rollins

— by retiring their jerseys and stating that their numbers would never be worn again by a Kentucky player. It was then that they were tagged "the Fabulous Five" after Rupp made mention there would never be another team that "fabulous."

However, with the streamlining of jersey numbers by the NCAA, the jerseys are retired but the numbers remain active.

Two contributors have been selected for the basketball program's highest honor, including the late Cawood Ledford, the radio "Voice of the Wildcats" for 39 years. In 1997, Bill Keightley, the lovable and dedicated equipment manager known as "Mr. Wildcat," also was selected. And the great coaches have been honored as well — Rupp, Joe B. Hall, Rick Pitino and Tubby Smith.

Each selection has been presented with a framed jersey and a banner proudly hangs from the Rupp Arena rafters.

An individual must be a member of the Hall of Fame and be 10 years removed from a UK Athletics Hall of Fame career to be eligible for jersey retirement. A committee consisting of Hall of Famers, media members, campus representatives, and current coaches and administrators elects new inductees each year. A subcommittee also considers possible jersey retirements.

In recognition of outstanding contributions to the University of Kentucky basketball program, the UK Athletics Department has retired jerseys honoring the following:



Basil Hayden
1920-22



56 - Burgess Carey
1925-26



Carey Spicer
1929-31



Adolph Rupp
Head Coach — 1931-72



Forest "Aggie" Sale
1931-33



7 - John "Frenchy" DeMoisey
1932-34



4 - Layton "Mickey" Rouse
1938-40



***26 - Kenny Rollins**
1943, 47-48



***15 - Alex Groza**
1945, 47-49



***12 - Ralph Beard**
1946-49



***27 - Wallace Jones**
1946-49



***22 - Cliff Barker**
1947-49



77 - Bill Spivey
1950-51



***30 - Frank Ramsey**
1951-52, 54



***6 - Cliff Hagan**
1951-52, 54



***16 - Lou Tsiropoulos**
1951, 52-54



***42 - Billy Evans**
1952, 54-55



***20 - Gayle Rose**
1952, 54-55



Cawood Ledford
"Voice of the Wildcats"
1953-92



***22 - Jerry Bird**
1954-56



***44 - Phil Grawemeyer**
1954-56



50 - Bob Burrow
1955-56



52 - Vernon Hatton
1956-58



24 - Johnny Cox
1957-59



Bill Keightley
"Mr. Wildcat"
Equipment Manager
1962-2008



44 - Cotton Nash
1962-64



10 - Louie Dampier
1965-67



42 - Pat Riley
1965-67



44 - Dan Issel
1968-70



Mike Pratt
1968-70
Radio Analyst - 2002-22



Joe B. Hall
Head Coach — 1973-85



35 - Kevin Grevey
1973-75



21 - Jack Givens
1975-78



53 - Rick Robey
1975-78



4 - Kyle Macy
1978-80



31 - Sam Bowie
1980-81, 84



34 - Kenny Walker
1983-86



32 - Richie Farmer
1989-92



12 - Deron Feldhaus
1989-92



34 - John Pelphrey
1989-92



11 - Sean Woods
1990-92



24 - Jamal Mashburn
1991-93



Rick Pitino
Head Coach — 1993-97



00 - Tony Deik
1993-96



Tubby Smith
Head Coach — 1998-2007

* Member of "The Fabulous Five," 1948 national champions & Olympic gold medalists; * Member of 1954 undefeated team

ALL-AMERICANS

A total of 56 Wildcats have earned All-America honors, as recognized by the NCAA. Of those players, 22 have been named Consensus All-America First Team 27 times. The following is a chronological listing of all UK basketball players who have been named to the NCAA-recognized All-America teams, beginning with forward Basil Hayden in 1921. The NCAA currently utilizes the Associated Press, the National Association of Basketball Coaches, the U.S. Basketball Writers Association and The Sporting News to determine Consensus All-Americans.

| PLAYER | YEAR | SELECTION BOARD |
|------------------|--------|--|
| Basil Hayden | 1921• | HF |
| Burgess Carey | 1925• | HF |
| Carey Spicer | 1929 | HF |
| | 1931 | HF |
| Paul McBrayer | 1930 | HF |
| Louis McGuinness | 1930 | CH-3rd |
| Forest Sale | 1932• | HF, CY, CH-1st |
| | 1933• | HF, CY, CH-1st |
| Ellis Johnson | 1933 | HF |
| John DeMoisey | 1934 | HF |
| William Davis | 1934 | CY-3rd |
| LeRoy Edwards | 1935• | HF, CY-2nd |
| Bernard Oppen | 1939•• | CY-1st |
| Lee Huber | 1941 | HF |
| Milt Tico | 1943 | Pic-3rd |
| Bob Brannum | 1944• | HF, TSN-1st, CY-2nd, Pic-2nd |
| Wilber Schu | 1945 | DD-2nd |
| Jack Parkinson | 1946•• | HF-1st, CY-1st, TM-3rd |
| Jack Tingle | 1946 | CY-3rd |
| | 1947 | TM-2nd, NABC-2nd |
| Ralph Beard | 1947• | HF-1st, CY-1st, TM-1st, NABC-2nd |
| | 1948• | AP-1st, HF-1st, CY-1st, TM-1st, NABC-1st |
| | 1949• | AP-1st, UPI-1st, LM-2nd, Col-1st, CY-1st, HF-1st, TSN-1st |
| Alex Groza | 1947• | HF-2nd, CY-2nd, TM-1st, NABC-1st |
| | 1948•• | AP-2nd, HF-2nd, CY-1st, TM-2nd, NABC-2nd |
| | 1949• | AP-1st, UPI-1st, LM-1st, CY-1st, HF-1st, TSN-1st |
| Wah Wah Jones | 1947 | HF-2nd, CY-2nd |
| | 1948 | CY-3rd, TM-3rd |
| | 1949•• | AP-2nd, UPI-1st, CY-1st, TSN-2nd |
| Jim Line | 1950 | UPI-3rd |
| Bill Spivey | 1950 | AP-3rd, UPI-3rd, INS-3rd, HF-3rd |
| | 1951• | AP-1st, UPI-1st, LM-1st, INS-1st, Col-1st, CY-1st, HF-1st, TSN-1st |

| PLAYER | YEAR | SELECTION BOARD |
|-------------------|--------|--|
| Frank Ramsey | 1951 | AP-3rd, UPI-3rd, CY-3rd, TSN-2nd |
| | 1952 | AP-2nd, UPI-2nd, CY-1st, HF-2nd, Ath-1st |
| | 1954•• | AP-2nd, UPI-2nd, LM-1st, INS-2nd, CY-1st, HF-2nd, TM-2nd, NABC-2nd |
| Cliff Hagan | 1952• | AP-1st, UPI-1st, Col-1st, INS-1st, CY-2nd, HF-1st, Ath-1st |
| | 1954• | AP-1st, UPI-1st, LM-2nd, INS-1st, NEA-1st, Col-1st, CY-2nd, HF-1st, To-2nd, NABC-1st |
| Robert Watson | 1952 | Ath-3rd |
| Bob Burrow | 1955 | AP-3rd, HF-2nd |
| | 1956•• | AP-3rd, UPI-3rd, LM-1st, NEA-2nd, Col-2nd, CY-2nd, HF-2nd, NABC-1st |
| Johnny Cox | 1957 | UPI-3rd, HF-3rd |
| | 1959• | AP-1st, UPI-2nd, NEA-2nd, NABC-1st, USBWA-1st, CY-1st, HF-1st, TSN-2nd |
| Vernon Hatton | 1958 | CY-1st, HF-1st |
| Billy Ray Lickert | 1961 | HF-2nd |
| Cotton Nash | 1962•• | AP-2nd, USBWA-1st, UPI-2nd, NABC-3rd, TSN-2nd, CA-1st |
| | 1963•• | AP-2nd, NABC-2nd, USBWA-1st, UPI-2nd, NEA-2nd, LM-2nd, CY-2nd, HF |
| | 1964• | AP-1st, NABC-1st, USBWA-1st, UPI-1st, TSN-2nd, CY-1st, HF |
| Louie Dampier | 1966•• | AP-1st, NABC-2nd, UPI-2nd, CY-1st, HF |
| | 1967•• | AP-2nd, NABC-3rd, UPI-3rd, CY-2nd, HF |
| Thad Juracz | 1966 | AP-3rd |
| Pat Riley | 1966 | AP-3rd, USBWA-1st, UPI-3rd, CY-2nd, HF |
| Dan Issel | 1969•• | AP-2nd, NABC-2nd, USBWA-1st, UPI-3rd, TSN-2nd, CY-1st, HF |
| | 1970• | AP-1st, NABC-1st, USBWA-1st, UPI-1st, TSN-1st, CY-1st, HF |
| Mike Pratt | 1970 | CY-2nd |
| Kevin Grevey | 1974 | NABC-5th, HF |
| | 1975•• | AP-2nd, NABC-2nd, USBWA-1st, UPI-2nd, TSN-2nd, CY-2nd, HF |

| PLAYER | YEAR | SELECTION BOARD |
|------------------|--------|---|
| Jack Givens | 1976 | HF |
| | 1977 | NABC-4th, HF |
| | 1978•• | AP-2nd, NABC-2nd, USBWA-2nd, UPI-2nd, CY-1st, WA-1st, HF |
| Rick Robey | 1977 | NABC-4th, CY-1st |
| | 1978•• | AP-3rd, NABC-1st, UPI-2nd, TSN-2nd, CY-1st, WA-1st, HF |
| Kyle Macy | 1978 | UPI-3rd |
| | 1979 | NABC-3rd, CY-2nd |
| | 1980• | AP-1st, NABC-1st, USBWA-1st, UPI-1st, TSN-1st, CY-1st, WA-1st, HF |
| Sam Bowie | 1981•• | AP-3rd, NABC-2nd, USBWA-2nd, UPI-3rd, TSN-2nd, CY-1st, BT-2nd, HF |
| | 1984 | AP-2nd, TSN-2nd |
| Melvin Turpin | 1983 | HF |
| | 1984•• | AP-3rd, NABC-2nd, USBWA-2nd, UPI-3rd, BT-3rd |
| Kenny Walker | 1985•• | AP-2nd, NABC-2nd, USBWA-2nd, UPI-2nd, BT-2nd, WA-1st |
| | 1986• | AP-1st, NABC-1st, USBWA-1st, UPI-1st, TSN-2nd, BT-1st, WA-1st |
| Rex Chapman | 1988 | NABC-3rd, BT-3rd |
| Jamal Mashburn | 1992 | BT-2nd |
| | 1993• | AP-1st, NABC-1st, USBWA-1st, UPI-1st, TSN-1st, BT-1st, WA-1st |
| Tony Delk | 1996• | AP-2nd, NABC-2nd, USBWA-1st, UPI-1st, TSN-2nd, BT-2nd, WA-1st |
| Ron Mercer | 1997• | AP-1st, NABC-1st, USBWA-1st, TSN-2nd, BT-2nd, WA-1st |
| Scott Padgett | 1999 | WA-1st |
| Tayshaun Prince | 2001•• | AP-2nd, USBWA-2nd, NABC-3rd, BT-2nd, WA-1st |
| | 2002 | AP-3rd, NABC-2nd |
| Keith Bogans | 2003 | AP-3rd, NABC-2nd, TSN-3rd, BT-3rd |
| Jodie Meeks | 2009•• | AP-2nd, USBWA-2nd, NABC-2nd, TSN-2nd, ESPN-2nd, Rivals-2nd |
| DeMarcus Cousins | 2010•• | AP-1st, USBWA-2nd, NABC-2nd, TSN-2nd, WA-1st, CBS-1st, FOX-1st, Yahoo-1st, Rivals-1st, BT-2nd |

| PLAYER | YEAR | SELECTION BOARD |
|------------------------|---------|---|
| John Wall | 2010• | AP-1st, USBWA-1st, NABC-1st, TSN-1st, WA-1st, CBS-1st, FOX-1st, Yahoo!-1st, Rivals-1st, BT-1st |
| Terrence Jones | 2011 | Yahoo-3rd |
| Anthony Davis | 2012• | AP-1st, USBWA-1st, NABC-1st, TSN-1st, CBS-1st, WA-1st |
| Michael Kidd-Gilchrist | 2012•• | AP-3rd, USBWA-2nd, NABC-3rd, TSN-2nd, CBS-2nd |
| Julius Randle | 2014 | AP-3rd, NABC-3rd |
| Willie Cauley-Stein | 2015• | AP-1st, USBWA-1st, NABC-1st, TSN-1st, NBC-1st, USA-1st, SI-2nd, CBS-1st, WA-1st |
| Karl-Anthony Towns | 2015•• | AP-2nd, NABC-2nd, TSN-3rd, USA-1st, CBS-2nd, SI-2nd |
| Tyler Ulis | 2016• | AP-1st, USBWA-2nd, NABC-2nd, TSN-1st, USA-1st, CBS-1st, SI-1st, WA-1st |
| Jamal Murray | 2016 | AP-3rd, USA-2nd, CBS-3rd |
| Malik Monk | 2017•• | AP-2nd, USBWA-2nd, NABC-2nd, TSN-2nd, USA-2nd, NBC-2nd, ESPN-3rd, CBS-3rd |
| De'Aaron Fox | 2017 | CBS-3rd, USA-3rd, ESPN-3rd |
| PJ Washington | 2019••• | AP-3rd, USBWA-3rd, NABC-3rd, TSN-3rd, SI-3rd, USA-2nd, BT-3rd, LO |
| Immanuel Quickley | 2020 | Athl-3rd, CBS-3rd |
| Oscar Tshiebwe | 2022• | AP-1st, Athl-1st, CBS-1st, ESPN-1st, Fox-1st, LO-1st, NABC-1st, SI-1st, TSN-1st, USBWA-1st, USA-1st, WA-1st |
| | 2023•• | AP-2nd, LO-1st, NABC-2nd, TSN-3rd, USBWA-2nd, WA-1st |

Bold indicates the All-America selection was recognized by the NCAA that year

Key: • Consensus 1st Team; •• Consensus 2nd Team; ••• Consensus 3rd Team ; AP: Associated Press; Ath: Athletic Publications; Athl: The Athletic; BT: Basketball Times; CA: Coach and Athlete; CBS: CBSSports.com CH: College Humor Magazine; Col: Colliers (Basketball Coaches); CY: Converse Yearbook; DD: Don Dunphy; ESPN: ESPN.com; FOX: FOX Sports; HF: Helms Foundation; INS: International News Service; LM: Look Magazine; LO: Lute Olson; NABC: National Association of Basketball Coaches; NBC: NBC Sports; NEA: Newspaper Enterprises Association; Pic: Pic Magazine; Rivals: Rivals.com; SI: Sports Illustrated; To: Tempo; TSN: The Sporting News; TM: True Magazine; USBWA: U.S. Basketball Writers Association; UPI: United Press International; USA: USA Today; WA: John R. Wooden Award; Yahoo: Yahoo! Sports

HALL OF FAME

NAISMITH HALL OF FAME

| | |
|------|---|
| 1969 | Adolph Rupp (Coach 1931-72) |
| 1978 | Cliff Hagan (1951-52, '54) |
| 1982 | Frank Ramsey (1951-52, '54) |
| 1993 | Dan Issel (1968-70) |
| 2000 | C.M. Newton (MBB 1949-51; AD 1989-2000) |
| 2008 | Pat Riley (1965-67) |
| 2010 | Adrian Smith* (1956-58) |
| 2013 | Rick Pitino (Coach 1990-97) |
| 2015 | John Calipari (Coach 2010-Present) |
| | Louie Dampier (1965-67) |
| 2020 | Eddie Sutton (Coach 1986-89) |

* Smith was inducted as a part of the 1960 USA Olympic Team

NATIONAL COLLEGIATE BASKETBALL HALL OF FAME

| | |
|------|---|
| 2006 | Cliff Hagan (1951-52, '54) |
| | Dan Issel (1968-70) |
| | C.M. Newton (MBB 1949-51; AD 1989-2000) |
| | Frank Ramsey (1951-52, '54) |
| | Adolph Rupp (Coach 1931-72) |
| 2011 | Eddie Sutton (Coach 1986-89) |
| 2012 | Joe B. Hall (Coach 1973-85) |
| | Jim Host (Contributor 1957-59) |

UK ATHLETICS HALL OF FAME

The UK Athletics Hall of Fame, organized in 2005, recognizes and honors persons whose participation and contributions enriched and strengthened the university athletic program. Athletes are required to wait five years after completing their Wildcat playing careers before being eligible for the honor. The charter class was comprised of those individuals who had previously had their jersey retired at Rupp Arena, Kroger Field, Memorial Coliseum and Cliff Hagan Stadium.

| | |
|------|---|
| 2005 | Cliff Barker (1947-49) |
| | Ralph Beard (1946-49) |
| | Jerry Bird (1954-56) |
| | Sam Bowie (1980-81, '84) |
| | Bob Burrow (1955-56) |
| | Burgess Carey (1925-26) |
| | Johnny Cox (1957-59) |
| | Louie Dampier (1965-67) |
| | John "Frenchy" DeMoisey (1932-34) |
| | Billy Evans (1952, '54-55) |
| | Richie Farmer (1989-92) |
| | Deron Feldhaus (1989-92) |
| | Jack Givens (1975-78) |
| | Phil Grawemeyer (1954-56) |
| | Kevin Grevey (1973-75) |
| | Alex Groza (1945, '47-49) |
| | Cliff Hagan (1951-52, '54) |
| | Joe B. Hall (Coach 1973-85) |
| | Vernon Hatton (1956-58) |
| | Basil Hayden (1920-22) |
| | Jim Host (Contributor 1957-59) |
| | Dan Issel (1968-70) |
| | Wallace "Wah Wah" Jones (MBB 1946-49, FB 1945-48) |

| | |
|------|--|
| | Bill Keightley (Equipment Mgr. 1962-2008) |
| | Cawood Ledford (Broadcaster 1953-92) |
| | Kyle Macy (1978-80) |
| | Jamal Mashburn (1991-93) |
| | Cotton Nash (1962-64) |
| | John Pelphrey (1989-92) |
| | Rick Pitino (Coach 1990-97) |
| | Frank Ramsey (1951-52, '54) |
| | Russell Rice (SID 1967-87) |
| | Pat Riley (1965-67) |
| | Rick Robey (1975-78) |
| | Kenny Rollins (1943, '47-48) |
| | Gayle Rose (1952, '54-55) |
| | Layton "Mickey" Rouse (1938-40) |
| | Adolph Rupp (Coach 1931-72) |
| | Forest "Aggie" Sale (1931-33) |
| | Carey Spicer (1929-31) |
| | Bill Spivey (1950-51) |
| | Claude Sullivan (Broadcaster 1948-67) |
| | Lou Tsiropoulos (1951-54) |
| | Kenny Walker (1983-86) |
| | Sean Woods (1990-92) |
| 2006 | Ellis Johnson (MBB, FB, BB, TF 1930-33) |
| | Adrian Smith (1956-58) |
| 2007 | Larry Conley (1964-66) |
| | Harry Lancaster (Dir. of Athletics, 1968-75; BB Head Coach 1947, 1951-65; Asst. Coach 1946-70) |
| 2008 | Tony Delk (1993-96) |
| | C.M. Newton (MBB 1949-51; AD 1989-2000) |
| 2009 | Mike Pratt (1968-70) |
| 2010 | Mike Casey (1968-69, 71) |
| | Billy Ray Lickert (1959-61) |
| | Tayshaun Prince (1999-02) |
| 2012 | Leroy Edwards (1935) |
| 2013 | Rex Chapman (1987-88) |
| | Orlando "Tubby" Smith (Coach, 1998-2007) |
| 2014 | Keith Bogans (2000-03) |
| 2015 | Antoine Walker (1994-96) |
| 2016 | Chuck Hayes (2002-05) |
| 2017 | Ralph Hacker (Broadcaster 1966-2000) |
| | John Wall (2010) |
| 2018 | Anthony Davis (2012) |
| 2019 | DeMarcus Cousins (2010) |
| 2020 | Ron Mercer (1996-97) |
| | Wayne Turner (1996-99) |
| 2021 | Nazr Mohammed (1996-98) |
| 2022 | Jim Andrews (1970-73) |
| 2023 | Dick Parsons (1958-61); Asst. Coach (1970-80) |
| | Rajon Rondo (2005-06) |

AWARDS AND HONORS

INTERNATIONAL PLAY

OLYMPIC MEDAL WINNERS

PLAYERS

| | | |
|-------|------------------|------|
| 1948 | Wallace Jones | Gold |
| | Cliff Barker | Gold |
| | Ralph Beard | Gold |
| | Alex Groza | Gold |
| | Kenny Rollins | Gold |
| 1956 | Billy Evans | Gold |
| 1960 | Adrian Smith | Gold |
| 1980* | Sam Bowie | Gold |
| 2008 | Tayshaun Prince | Gold |
| 2012 | Anthony Davis | Gold |
| 2016 | DeMarcus Cousins | Gold |
| 2020^ | Bam Adebayo | Gold |
| | Devin Booker | Gold |
| | Keldon Johnson | Gold |

*United States boycotted the Moscow Games. Bowie awarded a medal by President Carter

^2020 Olympic Games played in 2021 due to the COVID-19 pandemic

COACHES

| | | |
|------|-------------|------|
| 1948 | Adolph Rupp | Gold |
| 2000 | Tubby Smith | Gold |

PAN AMERICA MEDAL WINNERS

| | | |
|------|--------------|--------|
| 1959 | Billy Evans | Gold |
| 1959 | Adrian Smith | Gold |
| 1975 | Rick Robey | Gold |
| 1979 | Kyle Macy | Gold |
| 1983 | Jim Master | Gold |
| 1987 | Rex Chapman | Silver |

FIBA WORLD CUP MEDAL WINNERS

PLAYERS

| | | |
|------|----------------------|--------|
| 2014 | DeMarcus Cousins | Gold |
| | Anthony Davis | Gold |
| 2017 | Hamidou Diallo (U19) | Bronze |
| | PJ Washington (U19) | Bronze |

COACHES

| | | |
|------|---------------------|--------|
| 2017 | John Calipari (U19) | Bronze |
|------|---------------------|--------|

TOURNAMENT OF AMERICAS MEDAL WINNER

| | | |
|------|---------------|-----------------------------|
| 2000 | Tubby Smith | Gold |
| 2011 | John Calipari | Bronze w/Dominican Republic |

NATIONAL COACH OF THE YEAR

| | | |
|------|--------------|-------------------|
| 1959 | Adolph Rupp | UPI |
| 1966 | Adolph Rupp | UPI USBWA TSN |
| 1970 | Adolph Rupp | TSN |
| 1978 | Joe B. Hall | Kellogg's |
| 1986 | Eddie Sutton | AP NABC |
| 1990 | Rick Pitino | Basketball Times |
| 1991 | Rick Pitino | Sporting News |
| 1998 | Tubby Smith | Basketball Weekly |

| | | |
|------|-------------|---|
| 2003 | Tubby Smith | AP NABC USBWA Naismith Sporting News CBS/Chevrolet Basketball Times |
|------|-------------|---|

| | | |
|------|---------------|--|
| 2005 | Tubby Smith | Jim Phelan Award |
| 2010 | John Calipari | Adolph Rupp Cup |
| 2015 | John Calipari | AP Naismith NABC Sporting News Adolph Rupp Cup |

WINGED FOOT AWARD

| | |
|------|---------------|
| 1996 | Rick Pitino |
| 1998 | Tubby Smith |
| 2012 | John Calipari |

NATIONAL PLAYER OF THE YEAR

| | | |
|------|----------------|--|
| 1933 | Forest Sale | Helms |
| 1935 | Leroy Edwards | Helms |
| 1978 | Jack Givens | Helms |
| 2010 | John Wall | Adolph Rupp Trophy Yahoo! Rivals |
| 2012 | Anthony Davis | Adolph Rupp Trophy AP CBS Basketball Times Naismith TSN USBWA Wooden |
| 2022 | Oscar Tshiebwe | AP NABC USBWA Wooden Naismith CBS TSN USA Today The Athletic |

NATIONAL POSITIONAL AWARD WINNERS

| | | |
|------|----------------|---------------------------------|
| 2012 | Anthony Davis | Pete Newell Big Man of the Year |
| 2016 | Tyler Ullis | Bob Cousy Award |
| 2017 | Malik Monk | Jerry West Award |
| 2022 | Oscar Tshiebwe | Kareem Abdul Jabbar Award |
| | | Pete Newell Big Man of the Year |

NATIONAL FRESHMAN OF THE YEAR

| | | |
|------|---------------|-------------------|
| 2010 | John Wall | USBWA |
| 2012 | Anthony Davis | USBWA TSN CBS |

NATIONAL DEFENSIVE PLAYER OF THE YEAR

| | | |
|------|---------------------|------------|
| 2012 | Anthony Davis | NABC |
| 2015 | Willie Cauley-Stein | NABC NBC |

SEC COACH OF THE YEAR

| | | |
|------|------------------|--------------------|
| 1964 | Adolph Rupp | AP Coaches |
| 1966 | Adolph Rupp | AP Coaches |
| 1968 | Adolph Rupp | AP UPI Coaches |
| 1969 | Adolph Rupp | UPI Coaches |
| 1970 | Adolph Rupp | AP UPI Coaches |
| 1971 | Adolph Rupp | AP UPI Coaches |
| 1972 | Adolph Rupp | Coaches |
| 1973 | Joe B. Hall | Coaches |
| 1975 | Joe B. Hall | AP Coaches |
| 1978 | Joe B. Hall | Coaches |
| 1983 | Joe B. Hall | Coaches |
| 1986 | Eddie Sutton | AP UPI |
| 1990 | Rick Pitino | UPI |
| 1991 | Rick Pitino | AP |
| 1996 | Rick Pitino | AP Coaches |
| 1998 | Tubby Smith | AP |
| 2003 | Tubby Smith | AP Coaches |
| 2005 | Tubby Smith | AP Coaches |
| 2008 | Billy Gillispie* | Coaches |

| | | |
|------|---------------|--------------|
| 2010 | John Calipari | AP |
| 2012 | John Calipari | AP Coaches |
| 2015 | John Calipari | AP Coaches |
| 2020 | John Calipari | Coaches |

*shared honor with Tennessee's Bruce Pearl

SEC PLAYER OF THE YEAR

(Since 1965 for the AP and UPI polls, 1987 for the Coaches Poll)

| | | |
|------|-------------------|--------------|
| 1966 | Pat Riley | AP |
| 1972 | Tom Parker | AP |
| 1973 | Kevin Grevey* | AP |
| 1975 | Kevin Grevey | AP |
| 1980 | Kyle Macy | AP UPI |
| 1985 | Kenny Walker | AP UPI |
| 1986 | Kenny Walker | AP UPI |
| 1993 | Jamal Mashburn# | Coaches AP |
| 1996 | Tony Delk | Coaches AP |
| 1997 | Ron Mercer | Coaches AP |
| 2001 | Tayshaun Prince | Coaches AP |
| 2003 | Keith Bogans | Coaches |
| 2010 | John Wall | Coaches AP |
| 2012 | Anthony Davis | Coaches AP |
| 2016 | Tyler Ulis | Coaches AP |
| 2017 | Malik Monk | AP |
| 2020 | Immanuel Quickley | Coaches |
| 2022 | Oscar Tshiebwe | Coaches AP |

* shared AP's honor with Alabama's Wendell Hudson

shared AP's honor with Vanderbilt's Billy McCaffrey

SEC DEFENSIVE PLAYER OF THE YEAR

| | | |
|------|---------------------|---------|
| 2005 | Chuck Hayes | Coaches |
| 2012 | Anthony Davis | Coaches |
| 2013 | Nerlens Noel | Coaches |
| 2015 | Willie Cauley-Stein | Coaches |
| 2016 | Tyler Ulis | Coaches |
| 2019 | Ashton Hagans* | Coaches |

*shared honor with LSU's Tremont Waters

SEC FRESHMAN OF THE YEAR

| | | |
|------|--------------------|--------------|
| 2008 | Patrick Patterson* | Coaches |
| 2010 | DeMarcus Cousins | Coaches |
| | John Wall | AP |
| 2011 | Terrence Jones | Coaches AP |
| 2012 | Anthony Davis | Coaches AP |
| 2013 | Nerlens Noel | Coaches AP |
| 2014 | Julius Randle | Coaches AP |
| 2015 | Karl-Anthony Towns | Coaches AP |
| 2017 | Malik Monk | Coaches AP |
| 2018 | Kevin Knox | Coaches |
| 2019 | Tyler Herro | AP |
| | Keldon Johnson | Coaches |

*shared honor with Florida's Nick Calathes

SEC SIXTH MAN OF THE YEAR

| | | |
|------|-----------------|---------|
| 2012 | Darius Miller | Coaches |
| 2013 | Kyle Wiltjer | Coaches |
| 2015 | Devin Booker | Coaches |
| 2023 | Antonio Reeves* | Coaches |

*shared honor with Alabama's Jahvon Quinerly

ALL-SEC

(From 1933-48 the SEC All-Tournament Team served as the All-SEC Team)

| | | |
|------|-----------------|----------------------------|
| 1949 | Ralph Beard | 1st AP |
| | Alex Groza | 1st AP |
| | Wah Wah Jones | 1st AP |
| | Cliff Barker | 2nd AP |
| | Dale Barnstable | 3rd AP |
| 1950 | Jim Line | 1st AP |
| | Bill Spivey | 1st AP |
| | Bill Spivey | 1st AP |
| | Walt Hirsch | 2nd AP |
| 1951 | Frank Ramsey | 1st AP |
| | Bill Spivey | 1st AP |
| | Bobby Watson | 1st AP |
| | Shelby Linville | 2nd AP |
| 1952 | Cliff Hagan | 1st AP |
| | Frank Ramsey | 1st AP |
| | Bobby Watson | 1st AP |
| 1954 | Cliff Hagan | 1st AP |
| | Frank Ramsey | 1st AP |
| | Lou Tsiropoulos | 2nd AP |
| 1955 | Bob Burrow | 1st AP |
| | Bill Evans | 3rd AP |
| 1956 | Bob Burrow | 1st AP & Coaches |
| | Jerry Bird | 2nd AP & Coaches |
| 1957 | Johnny Cox | 1st AP & Coaches |
| | Ed Beck | 2nd AP |
| 1958 | Johnny Cox | 2nd AP Coaches |
| | Vernon Hatton | 2nd AP Coaches |
| 1959 | Johnny Cox | 1st AP Coaches |
| | Bill Lickert | 3rd AP Coaches |
| 1960 | Bill Lickert | 2nd AP Coaches |
| | Don Mills | 2nd AP Coaches |
| 1961 | Bill Lickert | 1st AP Coaches |
| 1962 | Cotton Nash | 1st AP Coaches |
| | Larry Pursiful | 1st AP Coaches |
| | Caroll Burchett | 3rd AP |
| 1963 | Cotton Nash | 1st AP Coaches |
| 1964 | Cotton Nash | 1st AP Coaches |
| | Ted Deeken | 2nd AP Coaches |
| | Larry Conley | 3rd AP |
| 1965 | Louie Dampier | 2nd AP & UPI Coaches |
| | Tommy Kron | 3rd AP |
| | Larry Conley | 3rd UPI Coaches |
| 1966 | Louie Dampier | 1st AP & UPI Coaches |
| | Pat Riley | 1st AP & UPI Coaches |
| | Thad Jaracz | 2nd AP 3rd UPI |
| | Larry Conley | HM AP 3rd UPI Coaches |
| | Tommy Kron | HM AP 3rd UPI |
| 1967 | Louie Dampier | 1st AP & UPI Coaches |
| | Pat Riley | 2nd AP & UPI Coaches |
| 1968 | Mike Casey | 1st AP & UPI Coaches |
| | Dan Issel | 2nd AP & UPI Coaches |
| | Thad Jaracz | 3rd UPI |
| | Mike Pratt | HM AP |
| 1969 | Dan Issel | 1st AP & UPI Coaches |
| | Mike Casey | 2nd AP & UPI Coaches |
| | Mike Pratt | 2nd AP & UPI Coaches |
| 1970 | Dan Issel | 1st AP & UPI Coaches |
| | Mike Pratt | 1st AP & UPI Coaches |
| | Larry Steele | 3rd UPI |
| 1971 | Tom Payne | 1st AP 2nd UPI Coaches |

| | | |
|------|------------------|----------------------------|
| | Mike Casey | 2nd AP 1st UPI |
| | Larry Steele | 2nd AP 3rd UPI Coaches |
| | Tom Parker | 2nd AP & UPI Coaches |
| | Kent Hollenbeck | 3rd UPI |
| 1972 | Tom Parker | 1st AP & UPI Coaches |
| | Jim Andrews | 2nd AP 1st UPI Coaches |
| | Ronnie Lyons | 3rd AP 2nd UPI |
| 1973 | Jim Andrews | 1st AP & UPI Coaches |
| | Kevin Grevey | 1st AP & UPI Coaches |
| | Jimmy Dan Conner | 3rd AP |
| 1974 | Kevin Grevey | 1st AP & UPI Coaches |
| 1975 | Kevin Grevey | 1st AP & UPI Coaches |
| | Jimmy Dan Conner | 3rd AP & UPI |
| | Rick Robey | 3rd AP |
| 1976 | Jack Givens | 2nd AP & UPI Coaches |
| | Mike Phillips | 2nd AP & UPI |
| 1977 | Jack Givens | 1st AP & UPI Coaches |
| | Rick Robey | 1st AP & UPI Coaches |
| | Larry Johnson | 3rd AP |
| | Mike Phillips | 3rd UPI |
| 1978 | Jack Givens | 1st AP & UPI Coaches |
| | Rick Robey | 1st AP & UPI Coaches |
| | Kyle Macy | 1st AP 2nd UPI Coaches |
| | James Lee | 3rd AP |
| | Mike Phillips | 3rd UPI |
| 1979 | Kyle Macy | 1st AP & UPI Coaches |
| | Dwight Anderson | 3rd AP |
| 1980 | Kyle Macy | 1st AP & UPI Coaches |
| | Sam Bowie | 2nd AP 3rd UPI Coaches |
| 1981 | Sam Bowie | 1st AP & UPI Coaches |
| | Dirk Minniefield | 3rd & UPI |
| 1982 | Derrick Hord | 1st AP 2nd UPI Coaches |
| | Dirk Minniefield | 2nd AP UPI |
| | Jim Master | 3rd UPI |
| | Melvin Turpin | 3rd UPI |
| 1983 | Melvin Turpin | 1st AP & UPI Coaches |
| | Jim Master | 3rd UPI |
| | Melvin Turpin | 3rd UPI |
| | Kenny Walker | 3rd AP |
| 1984 | Melvin Turpin | 1st AP & UPI Coaches |
| | Kenny Walker | 2nd AP 3rd UPI Coaches |
| | Sam Bowie | 3rd AP 2nd UPI Coaches |
| 1985 | Kenny Walker | 1st AP & UPI Coaches |
| 1986 | Kenny Walker | 1st AP & UPI Coaches |
| | Winston Bennett | 2nd AP & UPI Coaches |
| | Roger Harden | 3rd AP & UPI |
| 1987 | Rex Chapman | 2nd AP & UPI Coaches |
| | Ed Davender | 3rd AP 2nd UPI |
| 1988 | Rex Chapman | 1st AP & UPI Coaches |
| | Winston Bennett | 2nd AP & UPI Coaches |
| | Ed Davender | 3rd AP 2nd UPI |
| 1989 | LeRon Ellis | 2nd AP & UPI |
| | Chris Mills | 3rd AP |
| 1990 | Reggie Hanson | 2nd AP 3rd UPI |
| | Derrick Miller | 2nd AP & UPI Coaches |
| 1991 | Reggie Hanson | 2nd AP & UPI Coaches |
| | John Pelphrey | 2nd AP 1st UPI Coaches |
| | Jamal Mashburn | 3rd AP & UPI |
| 1992 | Jamal Mashburn | 1st AP Coaches |
| 1993 | Jamal Mashburn | 1st AP & Coaches |
| | Travis Ford | 2nd AP 1st Coaches |
| 1994 | Travis Ford | 2nd AP & Coaches |
| | Tony Delk | 3rd AP 2nd Coaches |
| | Rodrick Rhodes | 3rd AP & Coaches |

| | | |
|------|-------------------------|----------------------|
| 1995 | Tony Delk | 1st AP & Coaches |
| | Rodrick Rhodes | 3rd AP 2nd Coaches |
| | Walter McCarty | 3rd AP |
| 1996 | Tony Delk | 1st AP & Coaches |
| | Antoine Walker | 1st AP & Coaches |
| | Walter McCarty | 3rd AP 2nd Coaches |
| 1997 | Ron Mercer | 1st AP & Coaches |
| | Derek Anderson | 3rd AP 2nd Coaches |
| | Anthony Epps | 3rd Coaches |
| 1998 | Nazr Mohammed | 1st AP & Coaches |
| | Scott Padgett | 3rd AP 2nd Coaches |
| | Jeff Sheppard | 3rd AP |
| 1999 | Scott Padgett | 2nd AP 1st Coaches |
| | Wayne Turner | 3rd Coaches |
| 2000 | Jamaal Magloire | 1st AP & Coaches |
| | Tayshaun Prince | 2nd Coaches |
| 2001 | Tayshaun Prince | 1st AP & Coaches |
| | Keith Bogans | 2nd AP & Coaches |
| 2002 | Tayshaun Prince | 1st AP & Coaches |
| 2003 | Keith Bogans | 1st AP & Coaches |
| | Marquis Estill | 2nd AP & Coaches |
| 2004 | Erik Daniels | 2nd AP 1st Coaches |
| | Gerald Fitch | 2nd AP 1st Coaches |
| | Chuck Hayes | 3rd AP 2nd Coaches |
| | Cliff Hawkins | 3rd AP |
| 2005 | Kelenna Azubuike | 2nd AP & Coaches |
| | Chuck Hayes | 1st AP & Coaches |
| | Patrick Sparks | 3rd AP 2nd Coaches |
| 2006 | Rajon Rondo | 3rd AP 2nd Coaches |
| | Randolph Morris | 3rd AP |
| 2007 | Randolph Morris | 1st Coaches |
| 2008 | Ramel Bradley | 2nd AP 1st Coaches |
| | Joe Crawford | 2nd Coaches |
| | Patrick Patterson | 2nd AP & Coaches |
| 2009 | Jodie Meeks | 1st Coaches & AP |
| | Patrick Patterson | 1st Coaches 2nd AP |
| 2010 | DeMarcus Cousins | 1st Coaches & AP |
| | John Wall | 1st Coaches & AP |
| | Patrick Patterson | 1st Coaches 2nd AP |
| 2011 | Brandon Knight | 1st Coaches 2nd AP |
| | Terrence Jones | 1st Coaches & AP |
| 2012 | Anthony Davis | 1st Coaches & AP |
| | Michael Kidd-Gilchrist | 1st Coaches & AP |
| | Terrence Jones | 2nd Coaches & AP |
| | Doron Lamb | 2nd Coaches |
| 2013 | Nerlens Noel | 1st Coaches & AP |
| 2014 | Julius Randle | 1st Coaches & AP |
| | James Young | 2nd Coaches |
| 2015 | Willie Cauley-Stein | 1st Coaches & AP |
| | Karl-Anthony Towns | 1st Coaches & AP |
| | Devin Booker | 2nd Coaches |
| | Aaron Harrison | 2nd Coaches & AP |
| 2016 | Jamal Murray | 1st Coaches & AP |
| | Tyler Ulis | 1st Coaches & AP |
| 2017 | De'Aaron Fox | 1st Coaches & AP |
| | Malik Monk | 1st Coaches & AP |
| | Bam Adebayo | 2nd Coaches & AP |
| 2018 | Kevin Knox | 1st Coaches |
| | Shai Gilgeous-Alexander | 2nd Coaches |
| 2019 | PJ Washington | 1st Coaches & AP |
| | Tyler Herro | 2nd Coaches |
| | Keldon Johnson | 2nd Coaches |
| 2020 | Immanuel Quickley | 1st Coaches & AP |
| | Nick Richards | 1st Coaches & AP |

| | | |
|-------------|---------------------|------------------|
| | Tyrese Maxey | 2nd Coaches |
| 2022 | Oscar Tshiebwe | 1st Coaches & AP |
| | TyTy Washington Jr. | 2nd Coaches |
| | Sahvir Wheeler | 2nd Coaches |
| 2023 | Oscar Tshiebwe | 1st Coaches & AP |

SEC ALL-DEFENSIVE

| | | |
|-------------|------------------------|---------|
| 2008 | Ramel Bradley | Coaches |
| 2010 | Patrick Patterson | Coaches |
| 2011 | DeAndre Liggins | Coaches |
| 2012 | Anthony Davis | Coaches |
| | Michael Kidd-Gilchrist | Coaches |
| 2013 | Nerlens Noel | Coaches |
| 2014 | Willie Cauley-Stein | Coaches |
| 2015 | Willie Cauley-Stein | Coaches |
| 2016 | Tyler Ulis | Coaches |
| 2019 | Ashton Hagans | Coaches |
| 2020 | Ashton Hagans | Coaches |
| | Nick Richards | Coaches |
| 2021 | Isaiah Jackson | Coaches |
| 2022 | Oscar Tshiebwe | Coaches |

SEC ALL-FRESHMAN

| | | |
|-------------|-------------------------|---------|
| 1987 | Rex Chapman | Coaches |
| 1988 | Eric Manuel | Coaches |
| 1989 | Chris Mills | Coaches |
| 1991 | Jamal Mashburn | Coaches |
| 1993 | Rodrick Rhodes | Coaches |
| 1996 | Ron Mercer | Coaches |
| 1997 | Jamaal Magloire | Coaches |
| 2000 | Keith Bogans | Coaches |
| 2001 | Gerald Fitch | Coaches |
| | Jason Parker | Coaches |
| 2002 | Chuck Hayes | Coaches |
| 2005 | Rajon Rondo | Coaches |
| 2007 | Jodie Meeks | Coaches |
| 2008 | Patrick Patterson | Coaches |
| 2010 | Eric Bledsoe | Coaches |
| | DeMarcus Cousins | Coaches |
| | John Wall | Coaches |
| 2011 | Brandon Knight | Coaches |
| | Terrence Jones | Coaches |
| | Doron Lamb | Coaches |
| 2012 | Anthony Davis | Coaches |
| | Michael Kidd-Gilchrist | Coaches |
| 2013 | Willie Cauley-Stein | Coaches |
| | Archie Goodwin | Coaches |
| | Nerlens Noel | Coaches |
| | Alex Poythress | Coaches |
| 2014 | Julius Randle | Coaches |
| | James Young | Coaches |
| 2015 | Devin Booker | Coaches |
| | Trey Lyles | Coaches |
| | Karl-Anthony Towns | Coaches |
| | Tyler Ulis | Coaches |
| 2016 | Jamal Murray | Coaches |
| 2017 | Bam Adebayo | Coaches |
| | De'Aaron Fox | Coaches |
| | Malik Monk | Coaches |
| 2018 | Shai Gilgeous-Alexander | Coaches |
| | Kevin Knox | Coaches |
| 2019 | Tyler Herro | Coaches |
| | Keldon Johnson | Coaches |
| 2020 | Tyrese Maxey | Coaches |

| | | |
|-------------|---------------------|---------|
| 2021 | Isaiah Jackson | Coaches |
| 2022 | TyTy Washington Jr. | Coaches |
| 2023 | Chris Livingston | Coaches |
| | Cason Wallace | Coaches |

ALL-SOUTHERN CONFERENCE

| | | |
|-------------|----------------|---------|
| 1926 | Paul Jenkins | Coaches |
| 1929 | Carey Spicer | Coaches |
| 1930 | Carey Spicer | Coaches |
| 1931 | Carey Spicer | Coaches |
| | Louis McGinnis | Coaches |
| | George Yates | Coaches |
| 1932 | Ellis Johnson | Coaches |

ALL-NCAA TOURNAMENT FINAL FOUR

| | |
|-------------|------------------------|
| 1948 | Alex Groza (MOP) |
| 1949 | Alex Groza (MOP) |
| 1951 | Bill Spivey (MOP) |
| | Shelby Linville |
| 1958 | Vernon Hatton |
| | Johnny Cox |
| 1966 | Pat Riley |
| | Louie Dampier |
| 1975 | Kevin Grevey |
| 1978 | Jack Givens (MOP) |
| | Rick Robey |
| 1993 | Jamal Mashburn |
| 1996 | Tony Delk (MOP) |
| | Ron Mercer |
| 1997 | Ron Mercer |
| | Scott Padgett |
| 1998 | Jeff Sheppard (MOP) |
| | Scott Padgett |
| 2012 | Anthony Davis (MOP) |
| | Michael Kidd-Gilchrist |
| | Doron Lamb |
| 2014 | Julius Randle |
| | James Young |

NCAA REGIONAL TOURNAMENT

| | |
|-------------|------------------|
| 1948 | Alex Groza (MOP) |
| 1949 | Alex Groza (MOP) |
| 1951 | Bill Spivey |
| 1955 | Bob Burrow |
| 1956 | Bob Burrow |
| | Jerry Bird |
| 1957 | Johnny Cox |
| | Gerry Calvert |
| 1958 | Vernon Hatton |
| | Johnny Cox |
| 1959 | Bennie Coffman |
| 1961 | Bill Lickert |
| 1962 | Larry Pursiful |
| | Cotton Nash |
| 1966 | Pat Riley (MOP) |
| | Louie Dampier |
| 1968 | Mike Casey |
| | Dan Issel |
| 1969 | Dan Issel |
| 1970 | Dan Issel |
| 1972 | Jim Andrews |
| 1973 | Jim Andrews |
| 1975 | Jimmy Dan Conner |
| 1977 | Jack Givens |

| | |
|-------------|------------------------------|
| 1978 | Kyle Macy (MOP) |
| | Jack Givens |
| | Mike Phillips |
| 1980 | Fred Cowan |
| 1983 | Jim Master |
| | Melvin Turpin |
| 1984 | Dickey Beal (MOP) |
| | Melvin Turpin |
| | Sam Bowie |
| 1985 | Kenny Walker |
| 1986 | Kenny Walker |
| | Winston Bennett |
| 1992 | Jamal Mashburn |
| | Sean Woods |
| 1993 | Travis Ford (MOP) |
| | Jamal Mashburn |
| | Jared Prickett |
| 1995 | Tony Delk |
| 1996 | Tony Delk (MOP) |
| | Derek Anderson |
| | Anthony Epps |
| | Antoine Walker |
| 1997 | Ron Mercer (MOP) |
| | Wayne Turner |
| 1998 | Wayne Turner (MOP) |
| | Scott Padgett |
| | Jeff Sheppard |
| 1999 | Scott Padgett |
| 2003 | Keith Bogans |
| | Marquis Estill |
| 2005 | Chuck Hayes |
| 2010 | DeMarcus Cousins |
| | John Wall |
| 2011 | Brandon Knight (MOP) |
| | Josh Harrellson |
| | DeAndre Liggins |
| 2012 | Michael Kidd-Gilchrist (MOP) |
| | Anthony Davis |
| | Doron Lamb |
| 2014 | Julius Randle (MOP) |
| | Aaron Harrison |
| | Marcus Lee |
| 2015 | Karl-Anthony Towns (MOP) |
| | Willie Cauley-Stein |
| | Andrew Harrison |
| 2017 | De'Aaron Fox |
| | Isaac Humphries |
| 2019 | Tyler Herro |
| | PJ Washington |

SEC ALL-TOURNAMENT

| | | |
|-------------|------------------|-----|
| 1933 | Ellie Johnson | 1st |
| | John DeMoisey | 1st |
| | Aggie Sale | 1st |
| | Bill Davis | 2nd |
| 1934 | John DeMoisey | 1st |
| | Bill Davis | 1st |
| 1936 | Ralph Carlisle | 1st |
| | Whitey Anderson | 2nd |
| 1937 | Ralph Carlisle | 1st |
| | Warfield Dononue | 1st |
| | Rice Walker | 2nd |
| | Walter Hodge | 2nd |
| 1938 | Bernie Oppper | 1st |

| | | |
|-------------|------------------------|-----|
| | Joe Hagan | 2nd |
| 1939 | Bernie Oppper | 1st |
| | Keith Farnsley | 2nd |
| 1940 | Layton Rouse | 1st |
| | Keith Farnsley | 2nd |
| 1941 | Marvin Akers | 1st |
| | Lee Huber | 1st |
| | Keith Farnsley | 2nd |
| | James King | 2nd |
| 1942 | Ermal Allen | 1st |
| | James King | 2nd |
| | Marvin Akers | 2nd |
| 1943 | Marvin Akers | 1st |
| | Melvin Brewer | 1st |
| | Milton Ticco | 2nd |
| 1944 | Bob Brannum | 1st |
| | Jack Tingle | 1st |
| | Jack Parkinson | 1st |
| | Wilbur Schu | 2nd |
| 1945 | Ken Campbell | 1st |
| | Jack Tingle | 1st |
| | Jack Parkinson | 1st |
| 1946 | Wah Wah Jones | 1st |
| | Ralph Beard | 1st |
| | Jack Tingle | 1st |
| | Jack Parkinson | 1st |
| | Wilbur Schu | 2nd |
| 1947 | Wah Wah Jones | 1st |
| | Ralph Beard | 1st |
| | Jack Tingle | 1st |
| | Joe Holland | 1st |
| | Ken Rollins | 1st |
| | Alex Groza | 2nd |
| 1948 | Wah Wah Jones | 1st |
| | Ralph Beard | 1st |
| | Ken Rollins | 1st |
| | Alex Groza | 2nd |
| | Cliff Barker | 2nd |
| 1949 | Wah Wah Jones | 1st |
| | Ralph Beard | 1st |
| | Alex Groza | 1st |
| | Cliff Barker | 2nd |
| 1950 | Jim Line | 1st |
| | Bill Spivey | 2nd |
| 1951 | Walter Hirsch | 1st |
| | Bill Spivey | 1st |
| | Cliff Hagan | 2nd |
| 1952 | Cliff Hagan | 1st |
| | Frank Ramsey | 1st |
| | Robert Watson | 2nd |
| 1979 | Kyle Macy (MVP) | |
| | Truman Claytor | |
| 1980 | Kyle Macy | |
| | Sam Bowie | |
| 1982 | Dirk Minniefield (MVP) | |
| 1984 | Melvin Turpin | |
| 1986 | Roger Harden | |
| 1988 | Rex Chapman (MVP) | |
| | Winston Bennett | |
| 1992 | Jamal Mashburn (MVP) | |
| | John Pelphrey | |
| 1993 | Travis Ford (MVP) | |
| | Andre Riddick | |
| | Jamal Mashburn | |

| | |
|-------------|---|
| 1994 | Travis Ford (MVP) Tony Delk Jeff Brassow |
| 1995 | Antoine Walker (MVP) Mark Pope |
| 1996 | Antoine Walker Walter McCarty |
| 1997 | Ron Mercer (MVP) Anthony Epps Jared Prickett |
| 1998 | Wayne Turner (MVP) Heshimu Evans Nazr Mohammed Scott Padgett |
| 1999 | Scott Padgett (MVP) Wayne Turner |
| 2001 | Tayshaun Prince (MVP) Keith Bogans |
| 2003 | Keith Bogans (MVP) Marquis Estill |
| 2004 | Gerald Fitch (MVP) Kelenna Azubuike Chuck Hayes |
| 2005 | Kelenna Azubuike |
| 2010 | John Wall (MVP) Eric Bledsoe DeMarcus Cousins |
| 2011 | Darius Milller (MVP) Brandon Knight Josh Harrellson |
| 2012 | Anthony Davis Terrence Jones |
| 2014 | Aaron Harrison Julius Randle |
| 2015 | Willie Cauley-Stein (MVP) Aaron Harrison Andrew Harrison |
| 2016 | Tyler Ulis (MVP) Jamal Murray |
| 2017 | De' Aaron Fox (MVP) Bam Adebayo Dominique Hawkins |
| 2018 | Shai Gilgeous-Alexander (MVP) Wenyen Gabriel Kevin Knox |

ALL-SIAA TOURNAMENT

| | |
|-------------|---------------------------------------|
| 1921 | Paul Adkins Bill King Bob Lavin |
|-------------|---------------------------------------|

SEC COMMUNITY SERVICE TEAM

| | |
|-------------|-------------------|
| 1999 | Scott Padgett |
| 2000 | Saul Smith |
| 2001 | Saul Smith |
| 2002 | Tayshaun Prince |
| 2003 | Jules Camara |
| 2004 | Kelenna Azubuike |
| 2005 | Chuck Hayes |
| 2006 | Bobby Perry |
| 2007 | Bobby Perry |
| 2008 | Jodie Meeks |
| 2009 | Jodie Meeks |
| 2010 | Patrick Patterson |

| | |
|-------------|-----------------|
| 2011 | DeAndre Liggins |
| 2012 | Darius Miller |
| 2013 | Nerlens Noel |
| 2014 | Jon Hood |
| 2015 | Marcus Lee |
| 2016 | Marcus Lee |
| 2017 | Derek Willis |
| 2018 | Dillon Pulliam |
| 2019 | Jonny David |
| 2020 | Nate Sestina |
| 2021 | Olivier Sarr |
| 2022 | Lance Ware |
| 2023 | CJ Fredrick |

ACADEMIC HONORS

ACADEMIC ALL-AMERICANS

| | |
|-------------|---------------------------------|
| 1966 | Louie Dampier |
| 1967 | Louie Dampier |
| 1969 | Larry Conley |
| 1970 | Dan Issel Mike Pratt |
| 1971 | Mike Casey |
| 1974 | Bob Guyette |
| 1975 | Jimmy Dan Conner Bob Guyette |
| 1979 | Kyle Macy (1st) |
| 1981 | Chuck Verderber (HM) |
| 1995 | Mark Pope (3rd) |
| 2016 | Alex Poythress (2nd) |

SEC ACADEMIC HONOR ROLL

| | |
|-------------|---|
| 1962 | Roy Roberts |
| 1964 | Larry Conley |
| 1965 | Larry Conley |
| 1966 | Louie Dampier Cliff Berger |
| 1968 | Cliff Berger |
| 1970 | Mike Pratt Dan Issel |
| 1971 | Mike Casey Tom Parker |
| 1974 | Bob Guyette |
| 1975 | Jimmy Dan Conner |
| 1979 | Kyle Macy |
| 1980 | Chuck Verderber |
| 1981 | Chuck Verderber |
| 1982 | Chuck Verderber |
| 1985 | Winston Bennett Bret Bearup |
| 1988 | Rex Chapman Cedric Jenkins |
| 1990 | John Pelphrey |
| 1992 | Travis Ford |
| 1993 | Travis Ford |
| 1994 | Travis Ford |
| 1995 | Mark Pope Jeff Sheppard |
| 1998 | Steve Masiello Scott Padgett |
| 1999 | Scott Padgett |
| 2000 | J.P. Blevins |
| 2001 | J.P. Blevins |
| 2002 | J.P. Blevins |
| 2006 | Rajon Rondo |
| 2007 | Randolph Morris Bobby Perry |
| 2008 | Mark Coury Derrick Jasper Mark Krebs Jodie Meeks Dwight Perry |
| 2009 | Mark Krebs Jodie Meeks Dwight Perry Michael Porter Matt Scherbenske |

| | |
|-------------|---|
| 2010 | Mark Krebs John Wall |
| 2011 | Brandon Knight Jarrod Polson Eloy Vargas |
| 2012 | Twany Beckham Ryan Harrow Terrence Jones Brian Long Sam Malone Darius Miller Jarrod Polson Kyle Wiltjer |
| 2013 | Twany Beckham Willie Cauley-Stein Archie Goodwin Tod Lanter Brian Long Sam Malone Julius Mays Nerlens Noel Jarrod Polson Alex Poythress Kyle Wiltjer |
| 2014 | Dominique Hawkins Dakari Johnson Tod Lanter Marcus Lee Brian Long Sam Malone Jarrod Polson Alex Poythress Derek Willis |
| 2015 | Devin Booker EJ Floreal Dominique Hawkins Tod Lanter Marcus Lee Brian Long Trey Lyles Sam Malone Alex Poythress Karl-Anthony Towns Tyler Ulis Derek Willis |
| 2016 | Jonny David EJ Floreal Dominique Hawkins Isaac Humphries Charles Matthews Alex Poythress Dillon Pulliam |
| 2017 | Jonny David Isaac Humphries Dillon Pulliam Tai Wynyard |
| 2018 | Jemarl Baker Jr. Brad Calipari Jonny David Dillon Pulliam Jarred Vanderbilt |

| | |
|-------------|---|
| 2019 | Brad Calipari Jonny David Tyler Herro Keldon Johnson Zan Payne Reid Travis |
| 2020 | Keion Brooks Jr. Tyrese Maxey Zan Payne Nate Sestina |
| 2021 | Keion Brooks Jr. Brennan Canada Davion Mintz Zan Payne Olivier Sarr Jacob Toppin Riley Welch |
| 2022 | Brennan Canada CJ Fredrick Bryce Hopkins Davion Mintz Zan Payne Jacob Toppin Oscar Tshiebwe Kareem Watkins |
| 2023 | Brennan Canada Grant Darybyshire CJ Fredrick Chris Livingston Ugonna Onyenso Oscar Tshiebwe Cason Wallace |

KENTUCKY'S SINGLE-YEAR APR RATES IN THE CALIPARI ERA

| Season | UK | NCAA Avg. |
|---------|-------|-----------|
| 2009-10 | 979 | 950 |
| 2010-11 | 979 | 951 |
| 2011-12 | 977 | 958 |
| 2012-13 | 1,000 | 963 |
| 2013-14 | 1,000 | 964 |
| 2014-15 | 1,000 | 965 |
| 2015-16 | 1,000 | 968 |
| 2016-17 | 1,000 | 966 |
| 2017-18 | 1,000 | 964 |
| 2018-19 | 976 | 966 |



KENTUCKY IN THE NCAA

TOTALS

- 60 appearances
- Won 130, lost 54
- Eight NCAA championships
- Four-time national runner-up
- 17 Final Four appearances
- 34 Elite Eight appearances

YEARS IN NCAA TOURNEY

1942-45-48-49-51-52-55-56-57-58-59-61-62-64-66-68-69-70-71-72-73-75-77-78-80-81-82-83-84-85-86-87-*92-93-94-95-96-97-98-99-2000-01-02-03-04-05-06-07-08-10-11-12-14-15-16-17-18-19-22-23

* 1988 appearance vacated as part of NCAA sanctions

The Wildcats hold numerous records in NCAA play, both as a team and individually. Here are the NCAA records held by UK in all regular-season and NCAA Tournament games:

FEWEST POINTS ALLOWED (SINGLE GAME, SINCE 1938)

6 Kentucky (75) vs. Arkansas State, Jan. 8, 1945; and Tennessee (11) vs. Temple, Dec. 15, 1973

FEWEST FIELD GOALS (SINGLE GAME, SINCE 1938)

2 Arkansas State vs. Kentucky, Jan. 8, 1945; Duke vs. N.C. State, March 8, 1968

MOST BLOCKED SHOTS (SEASON)

344 Kentucky, 2012 (40 games)

MOST REBOUNDS (SINGLE GAME)

108 Kentucky vs. Ole Miss, Feb. 8, 1964

MOST REBOUNDS (SEASON)

2,109 Kentucky, 1951 (34 games)

MOST CONSECUTIVE HOMECOURT VICTORIES

129 Kentucky, from Jan. 4, 1943, to Jan. 8, 1955 (ended by Georgia Tech, 59-58)

UNBEATEN TEAMS (since 1938, UK is one of 12 schools)

1954 Kentucky (25-0)

30-GAME WINNERS (UK has registered more 30-game winning seasons, 16, than any other school)

38 Kentucky, 2012 (NCAA record)
Kentucky, 2015 (NCAA record)

36 Kentucky, 1948

35 Kentucky, 1997

Kentucky, 1998

Kentucky, 2010

34 Kentucky, 1947

Kentucky, 1996

32 Kentucky, 1949

Kentucky, 1951

Kentucky, 1986

Kentucky, 2003

Kentucky, 2017

30 Kentucky, 1978

Kentucky, 1993

Kentucky, 2019

MOST WINS BY A COACH IN HIS 1ST YEAR AT A SCHOOL

35 Tubby Smith, Kentucky, 1998
John Calipari, Kentucky, 2010

NCAA SEASONAL STATISTICAL CHAMPIONS

WON-LOST PCT.

1954 – 1.000 (25-0)

2015 – .974 (38-1)

2012 – .950 (38-2)

1978 – .938 (30-2)

2010 – .921 (35-3)

2003 – .889 (32-4)

SCORING OFFENSE

1952 – 82.3 PPG

SCORING MARGIN

1954 – 27.2 PPG (87.5 – 60.3)

1952 – 26.9 PPG (82.3 – 55.4)

1949 – 24.3 PPG (68.2 – 43.9)

1951 – 22.2 PPG (74.7 – 52.5)

1996 – 22.1 PPG (91.4 – 69.4)

1997 – 20.3 PPG (83.1 – 62.8)

2015 – 20.1 PPG (74.4 – 54.3)

1995 – 18.4 PPG (87.4 – 69.0)

2012 – 16.8 PPG (77.4 – 60.6)

1957 – 14.8 PPG (84.2 – 69.4)

REBOUNDS

1951 – 2,109

FG PCT.

1983 – .556

3FG MADE

1990 – 10.04 PG

ASSISTS

1996 – 21.8 PG

1997 – 19.4 PG

BLOCKED SHOTS

2012 – 8.6 BPG

FG PCT. DEFENSE

2012 – 37.4

2015 – 35.4

TURNOVER MARGIN

1996 – +6.81

KENTUCKY RECORDS IN THE NCAA TOURNAMENT

ALL-TIME

Most Tournament Appearances

60 – Kentucky

Most Tournament Games

184 – Kentucky

SERIES

Most Assists in a Tournament:

143 – Kentucky, 1996 (6 games)

Most Blocks in a Tournament

48 – Kentucky, 1998 (6 games)

TEAM

Fewest Points in a Final Four Game

28 – Kentucky vs. Dartmouth (47), 1942

Fewest Field Goals Allowed in a Final Four Game

9 – Kentucky vs. Oklahoma State (9), 1949

Most Blocks in a Tournament Game

15 – Kentucky vs. Stony Brook, 2016

Most Blocks in a Tournament Game (Two Teams)

20 – Kentucky (14) vs. UCLA (6), 1998

Most FGs Attempted in a Tournament Game (Two Teams)

196 – Austin Peay (97) vs. Kentucky (96), 1973 (OT)

Most Personal Fouls by Two Final Four Teams

61 – Syracuse (30) vs. Kentucky (31), 1975

Highest FT%

100.0% (Tied) – (18-18) Kentucky vs. Utah, 2003

100.0% (Tied) – (17-17) Kentucky vs. Villanova, 1988

INDIVIDUAL

Highest FG% (Min. 10 FGs)

100.0% (Tied) - Kenny Walker (11-11) vs. Western Kentucky, 1986

Highest 3-Point FG% (Min. Five 3-Point FGs)

100.0% (Tied) - Jamal Mashburn (5-5) vs. Wake Forest, 1993

TEAM - CHAMPIONSHIP GAME

Most Points Scored by Two Teams

182 – Kentucky (94) vs. Duke (88), 1978

Most FG Made by Two Teams

71 – UCLA (38) vs. Kentucky (33), 1975

Most 3FG

12 – Kentucky vs. Syracuse, 1996 (12-27)

Most Disqualifications

4 – Kentucky vs. Arizona, 1997

Most Blocks

11 – Kentucky vs. Kansas, 2012

INDIVIDUAL - CHAMPIONSHIP GAME

Blocks

6 (Tied) – Anthony Davis vs. Kansas, 2012

Most 3FG

7 (Tied) – Tony Delk (7-12) vs. Syracuse, 1996

NCAA BASKETBALL'S ELITE

NCAA CHAMPIONSHIPS

| | | |
|----|-----------------|----------|
| 1. | UCLA | 11 |
| 2. | KENTUCKY | 8 |
| 3. | North Carolina | 6 |
| 4. | Duke | 5 |
| | Indiana | 5 |
| | UConn | 5 |

NCAA FINAL FOURS

| | | |
|----|-----------------|-----------|
| 1. | North Carolina | 21 |
| 2. | UCLA | 18 |
| 3. | Duke | 17 |
| | KENTUCKY | 17 |
| 5. | Kansas | 15 |

NCAA FINAL FOUR WINS

| | | |
|----|-----------------|-----------|
| 1. | UCLA | 25 |
| 2. | KENTUCKY | 20 |
| 3. | North Carolina | 19 |
| 4. | Duke | 17 |
| 5. | Kansas | 14 |

NCAA TOURNAMENT APPEARANCES

| | | |
|----|-----------------|-----------|
| 1. | KENTUCKY | 60 |
| 2. | North Carolina | 52 |
| 3. | Kansas | 51 |
| 4. | UCLA | 50 |
| 5. | Duke | 45 |

TOURNAMENT GAMES

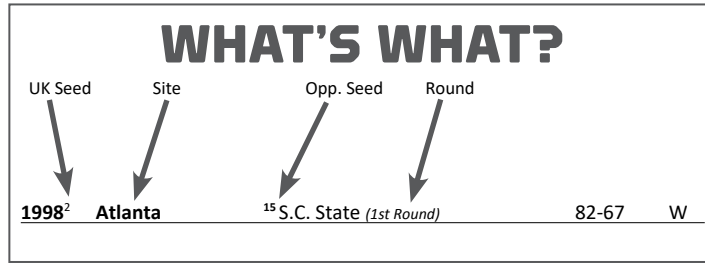
| | | |
|----|-----------------|------------|
| 1. | KENTUCKY | 184 |
| 2. | North Carolina | 180 |
| 3. | Kansas | 165 |
| 4. | Duke | 159 |
| 5. | UCLA | 152 |

TOURNAMENT WINS

| | | |
|----|-----------------|------------|
| 1. | North Carolina | 131 |
| 2. | KENTUCKY | 130 |
| 3. | Duke | 119 |
| 4. | Kansas | 116 |
| 5. | UCLA | 109 |

TOURNAMENT WINNING PERCENTAGE

| | | |
|----|-----------------|----------------------|
| 1. | Duke | .748 (119-40) |
| 2. | North Carolina | .728 (131-49) |
| 3. | UCLA | .717 (109-43) |
| 4. | KENTUCKY | .707 (130-54) |
| 5. | Kansas | .703 (116-49) |

YEAR-BY-YEAR IN THE NCAA TOURNAMENT


| | | | | |
|-------------|---------------------|--------------------------------------|--------|---|
| 1942 | New Orleans | Illinois (Regional Semifinals) | 46-44 | W |
| | | Dartmouth (Regional Finals) | 47-28 | L |
| 1945 | New York | Ohio State (Regional Semifinals) | 45-37 | L |
| | | Tufts (Consolation) | 66-56 | W |
| 1948 | New York | Columbia (Regional Semifinals) | 76-53 | W |
| | | Holy Cross (Regional Finals) | 60-52 | W |
| | | Baylor (National Finals) | 58-42 | W |
| 1949 | New York | Villanova (Regional Semifinals) | 85-72 | W |
| | | Illinois (Regional Finals) | 76-47 | W |
| | Seattle | Oklahoma State (National Finals) | 46-36 | W |
| 1951 | Raleigh | Louisville (1st Round) | 79-68 | W |
| | New York | St. John's (Regional Semifinals) | 59-43 | W |
| | | Illinois (Regional Finals) | 76-74 | W |
| | Minneapolis | Kansas State (National Finals) | 68-58 | W |
| 1952 | Raleigh | Penn State (Regional Semifinals) | 82-54 | W |
| | | St. John's (Regional Finals) | 64-57 | L |
| 1955 | Evanston | Marquette (Regional Semifinals) | 79-71 | L |
| | | Penn State (Consolation) | 84-59 | W |
| 1956 | Iowa City | Wayne State (Regional Semifinals) | 84-64 | W |
| | | Iowa (Regional Finals) | 89-77 | L |
| 1957 | Lexington | Pittsburgh (Regional Semifinals) | 98-92 | W |
| | | Michigan State (Regional Finals) | 80-68 | L |
| 1958 | Lexington | Miami, Ohio (Regional Semifinals) | 94-70 | W |
| | | Notre Dame (Regional Finals) | 89-56 | W |
| | Louisville | Temple (National Semifinals) | 61-60 | W |
| | | Seattle (National Finals) | 84-72 | W |
| 1959 | Evanston | Louisville (Regional Semifinals) | 76-61 | L |
| | | Marquette (Consolation) | 98-69 | W |
| 1961 | Louisville | Morehead State (Regional Semifinals) | 71-64 | W |
| | | Ohio State (Regional Finals) | 87-74 | L |
| 1962 | Iowa City | Butler (Regional Semifinals) | 81-60 | W |
| | | Ohio State (Regional Finals) | 74-64 | L |
| 1964 | Minneapolis | Ohio (Regional Semifinals) | 85-69 | L |
| | | Loyola (Ill.) (Consolation) | 100-91 | L |
| 1966 | Iowa City | Dayton (Regional Semifinals) | 86-79 | W |
| | | Michigan (Regional Finals) | 84-77 | W |
| | College Park | Duke (National Semifinals) | 83-79 | W |
| | | UTEP (National Finals) | 72-65 | L |
| 1968 | Lexington | Marquette (Regional Semifinals) | 107-89 | W |
| | | Ohio State (Regional Finals) | 82-81 | L |
| 1969 | Madison | Marquette (Regional Semifinals) | 81-74 | L |
| | | Miami, Ohio (Consolation) | 72-71 | W |

| | | | | |
|--------------------------|-----------------------|--|-----------------------|---|
| 1970 | Columbus | Notre Dame (Regional Semifinals) | 109-99 | W |
| | | Jacksonville (Regional Finals) | 106-100 | L |
| 1971 | Athens | Western Kentucky (Regional Semifinals) | 107-83 | L |
| | | Marquette (Consolation) | 91-74 | L |
| 1972 | Dayton | Marquette (Regional Semifinals) | 85-69 | W |
| | | Florida State (Regional Finals) | 73-54 | L |
| 1973 | Nashville | Austin Peay (Regional Semifinals) | 106-100 ^{OT} | W |
| | | Indiana (Regional Finals) | 72-65 | L |
| 1975 | Tuscaloosa | Marquette (1st Round) | 76-54 | W |
| | Dayton | Central Michigan (Regional Semifinals) | 90-73 | W |
| | | Indiana (Regional Finals) | 92-90 | W |
| | San Diego | Syracuse (National Semifinals) | 95-79 | W |
| | | UCLA (National Finals) | 92-85 | L |
| 1977 | Philadelphia | Princeton (1st Round) | 72-58 | W |
| | College Park | VMI (Regional Semifinals) | 93-78 | W |
| | | North Carolina (Regional Finals) | 79-72 | L |
| 1978 | Knoxville | Florida State (1st Round) | 85-76 | W |
| | Dayton | Miami, Ohio (Regional Semifinals) | 91-69 | W |
| | | Michigan State (Regional Finals) | 52-49 | W |
| | St. Louis | Arkansas (National Semifinals) | 64-59 | W |
| | | Duke (National Finals) | 94-88 | W |
| 1980¹ | Bowling Green | ⁸ Florida State (2nd Round) | 97-78 | W |
| | Lexington | ⁴ Duke (Regional Semifinals) | 55-54 | L |
| 1981² | Tuscaloosa | ⁷ UAB (2nd Round) | 69-62 | L |
| 1982⁶ | Nashville | ¹¹ Middle Tennessee (1st Round) | 50-44 | L |
| 1983³ | Tampa | ¹¹ Ohio (2nd Round) | 57-40 | W |
| | Knoxville | ² Indiana (Regional Semifinals) | 64-59 | W |
| | | ¹ Louisville (Regional Finals) | 80-68 ^{OT} | L |
| 1984¹ | Birmingham | ⁸ BYU (2nd Round) | 93-68 | W |
| | Lexington | ⁵ Louisville (Regional Semifinals) | 72-67 | W |
| | | ² Illinois (Regional Finals) | 54-51 | W |
| | Seattle | ¹ Georgetown (National Semifinals) | 53-40 | L |
| 1985¹² | Salt Lake City | ⁵ Washington (1st Round) | 66-58 | W |
| | | ⁴ UNLV (2nd Round) | 64-61 | W |
| | Denver | ¹ St. John's (Regional Semifinals) | 86-70 | L |
| 1986¹ | Charlotte | ¹⁶ Davidson (1st Round) | 75-55 | W |
| | | ⁸ Western Kentucky (2nd Round) | 71-64 | W |
| | Atlanta | ⁵ Alabama (Regional Semifinals) | 68-63 | W |
| | | ¹¹ LSU (Regional Finals) | 59-57 | L |
| 1987⁸ | Atlanta | ⁹ Ohio State (1st Round) | 91-77 | L |
| *1988² | Cincinnati | ¹⁵ Southern (1st Round) | 99-84 | W |
| | | ⁷ Maryland (2nd Round) | 90-81 | W |
| | Birmingham | ⁶ Villanova (Regional Semifinals) | 80-74 | L |
| 1992² | Worcester | ¹⁵ Old Dominion (1st Round) | 88-69 | W |
| | | ¹⁰ Iowa State (2nd Round) | 106-98 | W |
| | Philadelphia | ³ UMass (Regional Semifinals) | 87-77 | W |
| | | ¹ Duke (Regional Finals) | 104-103 ^{OT} | L |
| 1993¹ | Nashville | ¹⁶ Rider (1st Round) | 96-52 | W |
| | | ⁸ Utah (2nd Round) | 83-62 | W |
| | Charlotte | ⁵ Wake Forest (Regional Semifinals) | 103-69 | W |
| | | ³ Florida State (Regional Finals) | 106-81 | W |
| | New Orleans | ¹ Michigan (National Semifinals) | 81-78 ^{OT} | L |
| 1994³ | St. Petersburg | ¹⁴ Tennessee State (1st Round) | 83-70 | W |
| | | ⁶ Marquette (2nd Round) | 75-63 | L |
| 1995¹ | Memphis | ¹⁶ Mount St. Mary's (1st Round) | 113-67 | W |
| | | ⁹ Tulane (2nd Round) | 82-60 | W |

| | | | | |
|--------------------------|------------------------|--|----------------------|---|
| | Birmingham | ⁵ Arizona State (Regional Semifinals) | 97-73 | W |
| | | ² North Carolina (Regional Finals) | 74-61 | L |
| 1996¹ | Dallas | ¹⁶ San Jose State (1st Round) | 110-72 | W |
| | | ⁹ Virginia Tech (2nd Round) | 84-60 | W |
| | Minneapolis | ⁴ Utah (Regional Semifinals) | 101-70 | W |
| | | ² Wake Forest (Regional Finals) | 83-63 | W |
| | East Rutherford | ¹ UMass (National Semifinals) | 81-74 | W |
| | | ⁴ Syracuse (National Finals) | 76-67 | W |
| 1997¹ | Salt Lake City | ¹⁶ Montana (1st Round) | 92-54 | W |
| | | ⁸ Iowa (2nd Round) | 75-69 | W |
| | San Jose | ⁴ St. Joseph's (Regional Semifinals) | 83-68 | W |
| | | ² Utah (Regional Finals) | 72-59 | W |
| | Indianapolis | ¹ Minnesota (National Semifinals) | 78-69 | W |
| | | ⁴ Arizona (National Finals) | 84-79 ^{OT} | L |
| 1998² | Atlanta | ¹⁵ S.C. State (1st Round) | 82-67 | W |
| | | ¹⁰ Saint Louis (2nd Round) | 88-61 | W |
| | St. Petersburg | ⁶ UCLA (Regional Semifinals) | 94-68 | W |
| | | ¹ Duke (Regional Finals) | 86-84 | W |
| | San Antonio | ³ Stanford (National Semifinals) | 86-85 ^{OT} | W |
| | | ³ Utah (National Finals) | 78-69 | W |
| 1999³ | New Orleans | ¹⁴ New Mexico State (1st Round) | 82-60 | W |
| | | ⁶ Kansas (2nd Round) | 92-88 ^{OT} | W |
| | St. Louis | ¹⁰ Miami, Ohio (Regional Semifinals) | 58-43 | W |
| | | ¹ Michigan State (Regional Finals) | 73-66 | L |
| 2000⁵ | Cleveland | ¹² St. Bonaventure (1st Round) | 85-80 ^{2OT} | W |
| | | ⁴ Syracuse (2nd Round) | 52-50 | L |
| 2001² | Long Island | ¹⁵ Holy Cross (1st Round) | 72-68 | W |
| | | ⁷ Iowa (2nd Round) | 92-79 | W |
| | Philadelphia | ⁶ Southern Cal (Regional Semifinals) | 80-76 | L |
| 2002⁴ | St. Louis | ¹³ Valparaiso (1st Round) | 83-68 | W |
| | | ¹² Tulsa (2nd Round) | 87-82 | W |
| | Syracuse | ¹ Maryland (Regional Semifinals) | 78-68 | L |
| 2003¹ | Nashville | ¹⁶ IUPUI (1st Round) | 95-64 | W |
| | | ⁹ Utah (2nd Round) | 74-54 | W |
| | Minneapolis | ⁵ Wisconsin (Regional Semifinals) | 63-57 | W |
| | | ³ Marquette (Regional Finals) | 83-69 | L |
| 2004¹ | Columbus | ¹⁶ Florida A&M (1st Round) | 96-76 | W |
| | | ⁹ UAB (2nd Round) | 76-75 | L |
| 2005² | Indianapolis | ¹⁵ Eastern Kentucky (1st Round) | 72-64 | W |
| | | ⁷ Cincinnati (2nd Round) | 69-60 | W |
| | Austin | ⁶ Utah (Regional Semifinals) | 62-52 | W |
| | | ⁵ Michigan State (Regional Finals) | 94-88 ^{2OT} | L |
| 2006⁸ | Philadelphia | ⁹ UAB (1st Round) | 69-64 | W |
| | | ¹ UConn (2nd Round) | 87-83 | L |
| 2007⁸ | Chicago | ⁹ Villanova (1st Round) | 67-58 | W |
| | | ¹ Kansas (2nd Round) | 88-76 | L |
| 2008¹¹ | Anaheim | ⁶ Marquette (1st Round) | 74-66 | L |
| 2010¹ | New Orleans | ¹⁶ East Tennessee State (1st Round) | 100-71 | W |
| | | ⁹ Wake Forest (2nd Round) | 90-60 | W |
| | Syracuse | ¹² Cornell (Regional Semifinals) | 62-45 | W |
| | | ² West Virginia (Regional Finals) | 73-66 | L |
| 2011⁴ | Tampa | ¹³ Princeton (2nd Round) | 59-57 | W |
| | | ⁵ Wake Forest (3rd Round) | 71-63 | W |
| | Newark | ¹ Ohio State (Regional Semifinals) | 62-60 | W |
| | | ² North Carolina (Regional Finals) | 76-69 | W |
| | Houston | ³ UConn (National Semifinals) | 56-55 | L |

| | | | | |
|-------------------------|---------------------|--|----------------------|---|
| 2012¹ | Louisville | ¹⁶ Western Kentucky (2nd Round) | 81-66 | W |
| | | ⁹ Iowa State (3rd Round) | 87-71 | W |
| | Atlanta | ⁴ Indiana (Regional Semifinals) | 102-90 | W |
| | | ³ Baylor (Regional Finals) | 82-70 | W |
| | New Orleans | ⁴ Louisville (National Semifinals) | 69-61 | W |
| | | ² Kansas (National Finals) | 67-59 | W |
| 2014⁸ | St. Louis | ⁹ Kansas State (2nd Round) | 56-49 | W |
| | | ¹ Wichita State (3rd Round) | 78-76 | W |
| | Indianapolis | ⁴ Louisville (Regional Semifinals) | 74-69 | W |
| | | ² Michigan (Regional Finals) | 75-72 | W |
| | Dallas | ² Wisconsin (National Semifinals) | 74-73 | W |
| | | ⁷ UConn (National Finals) | 60-54 | L |
| 2015¹ | Louisville | ¹⁶ Hampton (2nd Round) | 79-56 | W |
| | | ⁸ Cincinnati (3rd Round) | 64-51 | W |
| | Cleveland | ⁵ West Virginia (Regional Semifinals) | 78-39 | W |
| | | ³ Notre Dame (Regional Finals) | 68-66 | W |
| | Indianapolis | ¹ Wisconsin (National Semifinals) | 71-64 | L |
| 2016⁴ | Des Moines | ¹³ Stony Brook (1st Round) | 85-57 | W |
| | | ⁵ Indiana (2nd Round) | 73-67 | L |
| 2017² | Indianapolis | ¹⁵ Northern Kentucky (1st Round) | 79-70 | W |
| | | ¹⁰ Wichita State (2nd Round) | 65-62 | W |
| | Memphis | ³ UCLA (Regional Semifinals) | 86-75 | W |
| | | ¹ North Carolina (Regional Finals) | 75-73 | L |
| 2018⁵ | Boise | ¹² Davidson (1st Round) | 78-73 | W |
| | | ¹³ Buffalo (2nd Round) | 95-75 | W |
| | Atlanta | ⁹ Kansas State (Regional Semifinals) | 61-58 | L |
| 2019² | Jacksonville | ¹⁵ Abilene Christian (1st Round) | 79-44 | W |
| | | ⁷ Wofford (2nd Round) | 62-56 | W |
| | Kansas City | ³ Houston (Regional Semifinals) | 62-58 | W |
| | | ⁵ Auburn (Regional Finals) | 77-71 ^{OT} | L |
| 2022² | Indianapolis | ¹⁵ Saint Peter's (1st Round) | 85-79 ^{2OT} | L |
| 2023⁶ | Greensboro | ¹¹ Providence (1st Round) | 61-53 | W |
| | | ³ Kansas State (2nd Round) | 75-69 | L |

^{*}1988 NCAA Tournament games were vacated by the NCAA and do not count towards UK's official NCAA Tournament record
^{*}2020 NCAA Tournament games were canceled due to the COVID-19 pandemic

UK'S NCAA TOURNAMENT TEAM GAME HIGHS

MOST POINTS

113, Mount St. Mary's (1995, 1st Round)
 110, San Jose State (1996, 1st Round)
 109, Notre Dame (1970, Sweet 16)
 106, Florida State (1993, Elite 8)
 106, Iowa State (1992, 2nd Round)
 106, Austin Peay (1973, Sweet 16) [OT]

BY OPPONENT

107 by Western Kentucky (1971, Sweet 16)
 106 by Jacksonville (1970, Elite 8)
 104 by Duke (1992, Elite 8) [OT]

FEWEST POINTS

28, Dartmouth (1942, Elite 8)
 37, Ohio State (1945, Sweet 16)
 40, Georgetown (1984, Final Four)
 44, Middle Tennessee (1982, 1st Round)

BY OPPONENT

36, Oklahoma State (1949, National Championship)
 39, West Virginia (2015, Sweet 16)
 40, Miami, Ohio (1999, Sweet 16)
 42, Baylor (1948, National Championship)

FIELD GOALS

50, Austin Peay (1973, Sweet 16)
 43, Notre Dame (1970, Sweet 16)
 43, Marquette (1968, Sweet 16)
 43, Marquette (1959, Regional Consolation)
 42, San Jose State (1996, 1st Round)

BY OPPONENT

46 by Austin Peay (1973, Sweet 16)
 42 by Western Kentucky (1971, Sweet 16)

FIELD GOALS ATTEMPTED

99, Miami, Ohio (1958, Sweet 16)
 97, Austin Peay (1973, Sweet 16)
 89, Jacksonville (1970, Elite 8)
 86, UCLA (1975, National Championship)
 84, Loyola (1964, Regional Consolation)

BY OPPONENT

99 by Austin Peay (1973, Sweet 16)
 87 by Michigan State (1957, Elite 8)
 85 by Michigan (1966, Elite 8)

HIGHEST FIELD-GOAL PERCENTAGE

.667, Southern (1988, 1st Round) [38 of 57]
 .621, Miami, Ohio (1978, Sweet 16) [41 of 66]
 .619, Wake Forest (1993, Sweet 16) [3 of 63]
 .615, Utah (2005, Sweet 16) [24 of 39]
 .615, IUPUI (2003, 1st Round) [40 of 65]

BY OPPONENT

.660 by Ohio State (1987, 1st Round) [3 of 50]
 .654 by Duke (1992, Elite 8) [34 of 52]
 .605 by North Carolina (1977, Elite 8) [23 of 38]

LOWEST FIELD-GOAL PERCENTAGE

.245, Georgetown (1984, Final Four) [13 of 53]
 .280, North Carolina (1995, Elite 8) [21 of 75]
 .302, Temple (1958, Final Four) [19 of 63]
 .311, UAB (2006, 1st Round) [19 of 61]
 .316, Marquette (1994, 2nd Round) [24 of 76]

BY OPPONENT

.241 by West Virginia (2015, Sweet 16) [13 of 54]
 .263 by Stony Brook (2016, 1st Round) [20 of 76]
 .282 by Notre Dame (1958, Elite 8) [22 of 78]
 .288 by Hampton (2015, 2nd Round) [17 of 59]

3-POINT FIELD GOALS

16, Wake Forest (1993, Sweet 16)
 15, East Tennessee State (2010, 1st Round)
 13, Iowa (2001, 2nd Round)
 13, Mount St. Mary's (1995, 1st Round)
 12, North Carolina (2011, Elite 8)
 12, Syracuse (1996, National Championship)

BY OPPONENT

13 by Arizona State (1995, Sweet 16)
 12 by Kansas (1999, 2nd Round)

3-POINT FIELD GOALS ATTEMPTED

38, Marquette (1994, 2nd Round)
 36, North Carolina (1995, Elite 8)
 33, East Tennessee State (2010, 1st Round)
 32, West Virginia (2010, Elite 8)
 30, Arizona (1997, National Championship)

BY OPPONENT

33 by Davidson (2018, 1st Round)
 32 by Northern Kentucky (2017, 1st Round)
 32 by St. Bonaventure (2000, 1st Round)

3-POINT FIELD-GOAL PERCENTAGE (MIN. 10 ATTEMPTS)

.667, Wake Forest (1993, Sweet 16) [16 of 24]
 .636, Wake Forest (1996, Elite 8) [7 of 11]
 .583, Cincinnati (2005, 2nd Round) [7 of 12]
 .571, New Mexico State (1999, 1st Round) [8 of 14]
 .545, North Carolina (2011, Elite 8) [12 of 22]
 .545, Duke (1992, Elite 8) [12 of 22]

BY OPPONENT

.625 by Kansas (2007, 2nd Round) [10 of 16]
 .571 by USC (2001, Sweet 16) [8 of 14]
 .556 by Holy Cross (2001, Sweet 16) [10 of 18]

FREE THROWS

35, Indiana (2012, Sweet 16)
 33, Tennessee State (1994, 1st Round)
 30, Washington (1985, 1st Round)
 30, Ohio State (1961, Elite 8)
 30, Pittsburgh (1957, Sweet 16)

BY OPPONENT

38 by Loyola (1964, Regional Consolation)
 34 by Arizona (1997, National Championship)
 34 by Iowa State (1992, 2nd Round)

FREE THROWS ATTEMPTED

48, Tennessee State (1994, 1st Round)
 41, Pittsburgh (1957, Sweet 16)
 40, Washington (1985, 1st Round)
 39, Ohio State (1961, Elite 8)
 38, Syracuse (1975, Final Four)

BY OPPONENT

44 by Loyola (1964, Regional Consolation)
 41 by Arizona (1997, National Championship)
 40 by UAB (1981, 2nd Round)

FREE-THROW PERCENTAGE (MIN. 10 ATTEMPTS)

1.000, Utah (2003, Sweet 16) [18 of 18]
 .946, Indiana (2012, Sweet 16) [35 of 37]
 .944, Connecticut (2006, 2nd Round) [17 of 18]
 .900, Dayton (1966, Sweet 16) [18 of 20]
 .900, Wisconsin (2015, Final Four) [9 of 10]

BY OPPONENT

1.000 by Villanova (1988, Sweet 16) [17 of 17]
 .950 by Wisconsin (2014, Final Four) [19 of 20]
 .917 by Utah (1997, Elite 8) [11 of 12]
 .917 by North Carolina (1977, Elite 8) [33 of 36]

REBOUND MARGIN

+27, Abilene Christina (2019, 1st Round)
 +26, Florida State (1993, Sweet 16)
 +23, Florida State (1980, 2nd Round)
 +20, Hampton (2105, 2nd Round)
 +20, Davidson (1986, 1st Round)

BY OPPONENT

+25 by Marquette (1971, Regional Consolation)
 +24 by Ohio State (1961, Elite 8)
 +15 by Utah (1998, National Championship)

ASSISTS

35, San Jose State (1996, 1st Round)
 33, Mount St. Mary's (1995, 1st Round)
 27, East Tennessee State (2010, 1st Round)
 27, Arizona State (1995, Sweet 16)
 26, Iowa State (1992, 2nd Round)

BY OPPONENT

23 by Duke (1992, Elite 8)
 23 by UCLA (1975, National Championship)
 21 by Marquette (2003, Elite 8)

MOST TURNOVERS

25, Southern (1988, 1st Round)
 23, Florida State (1978, 1st Round)
 21, Syracuse (2000, 2nd Round)
 20, Florida State (1993, Elite 8)
 20, Louisville (1984, Sweet 16)

BY OPPONENT

30 by Old Dominion (1992, 1st Round)
 28 by Tennessee State (1994, 1st Round)
 26 by Minnesota (1997, Final Four)
 26 by San Jose State (1996, 1st Round)

FEWEST TURNOVERS

4, Wisconsin (2014, Final Four)
 6, UCLA (2017, Sweet 16)
 6, Wisconsin (2015, Final Four)
 6, Indiana (2012, Sweet 16)
 6, Stanford (1998, Final Four)
 6, Utah (1996, Sweet 16)

BY OPPONENT

4 by Florida State (1978, 1st Round)
 5 by St. John's (1995, Sweet 16)
 6 by Duke (1998, Elite 8)

BLOCKS

15, Stony Brook (2016, 1st Round)
 14, UCLA (1998, Sweet 16)
 11, Kansas (2012, National Championship)
 11, Ohio State (2011, Sweet 16)
 11, East Tennessee State (2010, 1st Round)
 11, South Carolina State (1998, 1st Round)
 11, Montana (1997, 1st Round)

BY OPPONENT

9 by North Carolina (2017, Elite Eight)
 9 by Florida State (1978, 1st Round)
 8 by UMass (1996, Final Four)
 8 by Middle Tennessee (1982, 1st Round)

STEALS

17, San Jose State (1996, 1st Round)
 17, Tennessee State (1994, 1st Round)
 16, Marquette (1994, 2nd Round)
 16, Old Dominion (1992, 1st Round)
 14, Minnesota (1997, Final Four)
 14, Montana (1997, 1st Round)

BY OPPONENT

13 by Florida A&M (2004, 1st Round)
 11 by Kansas State (2023, 2nd Round)
 11 by Kansas State (2018, Sweet 16)
 11 by East Tennessee State (2010, 1st Round)
 11 by USC (2001, Sweet 16)
 11 by Louisville (1983, Elite 8)

WINNING MARGIN

+46, Mount St. Mary's, (1995 1st Round) [113-67]
 +44, Rider, (1993, 1st Round) [96-52]
 +39, West Virginia, (2015, Sweet 16) [78-39]
 +38, Montana, (1997, 1st Round) [92-54]
 +38, San Jose State, (1996, 1st Round) [110-72]

UK'S NCAA TOURNAMENT INDIVIDUAL GAME HIGHS

POINTS

44, Dan Issel vs. Notre Dame (1970, Sweet 16)
 41, Tayshaun Prince vs. Tulsa (2002, 2nd Round)
 41, Jack Givens vs. Duke (1978, Championship)
 39, De'Aaron Fox vs. UCLA (2017, Sweet 16)
 36, Dan Issel vs. Miami, Ohio (1969, Regional Cons.)
 36, Dan Issel vs. Marquette (1968, Sweet 16)

OPPONENT

52, Austin Carr, Notre Dame (1970, Sweet 16)
 36, Henry Finkel, Dayton (1966, Sweet 16)
 35, Jim McDaniels, Western Kentucky (1971, Sweet 16)
 34, Carl Cain, Iowa (1956, Elite 8)
 33, Kent Benson, Indiana (1975, Elite 8)
 33, Jerry Lucas, Ohio State (1962, Elite 8)
 33, Jerry Lucas, Ohio State (1961, Elite 8)

FIELD GOALS

18, Jack Givens vs. Duke (1978, Championship) [27 att.]
 17, Dan Issel vs. Notre Dame (1970, Sweet 16) [28 att.]
 15, Jim Andrews vs. Austin Peay (1973, Sweet 16) [19 att.]
 14, Tayshaun Prince vs. Tulsa (2002, 2nd Round) [21 att.]
 14, Dan Issel vs. Marquette (1968, Sweet 16) [18 att.]
 14, Louie Dampier vs. Dayton (1966, Sweet 16) [23 att.]
 14, Bob Burrow vs. Wayne State (1956, Sweet 16)

OPPONENT

22, Austin Carr, Notre Dame (1970, 1st Round) [35 att.]
 15, Henry Finkel, Dayton (1966, Sweet 16) [26 att.]

FIELD GOALS ATTEMPTED

30, Kevin Grevey vs. UCLA (1975, Championship)
 29, Bill Spivey vs. Kansas State (1951, Championship)
 28, Dan Issel vs. Notre Dame (1970, Sweet 16)
 27, Jack Givens vs. Duke (1978, Championship)
 27, Pat Riley vs. Michigan (1966, Elite 8)
 27, Cotton Nash vs. Loyola (1964, Regional Consolation)
OPPONENT
 35, Austin Carr, Notre Dame (1970, 1st Round)
 32, Elgin Baylor, Seattle (1958, Championship)
 31, James Williams, Austin Peay (1973, Sweet 16)
 29, Don Hennon, Pittsburgh (1957, Sweet 16)
 26, Ron Carter, VMI (1977, Sweet 16)
 26, Henry Finkel, Dayton (1966, Sweet 16)
 26, Bob Brown, Louisville (1951, 1st Round)

FIELD-GOAL PERCENTAGE (MIN. 8 ATTEMPTS)

1.000, Kenny Walker vs. Western Kentucky (1986, 2nd Round) [11 of 11]
 .909, Travis Ford vs. Wake Forest (1993, Sweet 16) [10 of 11]
 .900, DeMarcus Cousins vs. Wake Forest (2010, 2nd Round) [9 of 10]
 .900, Patrick Patterson vs. East Tennessee State (2010, 1st Round) [9 of 10]
 .875, 3x, last by Anthony Davis [7 of 8] vs. Louisville (2012, Final Four)
OPPONENT
 1.000, Christian Laettner, Duke (1992, Elite 8) [10 of 10]
 .900, Ben Caton, Utah (1996, Sweet 16) [9 of 10]
 .875, Ric Cobb, Marquette (1969, Sweet 16) [7 of 8]
 .818, Randy Ayers, Miami, Ohio (1978, Sweet 16) [9 of 11]

3-POINT FIELD GOALS

8, Eric Bledsoe vs. East Tennessee State (2010, 1st Round)
 7, Tony Delk vs. Syracuse (1996, Championship)
 6, Tayshaun Prince vs. Tulsa (2002, 2nd Round)
 6, Tayshaun Prince vs. Iowa (2001, 2nd Round)
 5, 16x, last Antonio Reeves vs. Providence (2023, 1st Round)

OPPONENT

6, 8x, last by Armoni Brooks, Houston, (2019, Sweet 16)

3-POINT FIELD GOALS ATTEMPTED

14, Tony Delk vs. North Carolina (1995, Elite 8)
 12, Scott Padgett vs. Arizona (1997, Championship)
 12, Tony Delk vs. Syracuse (1996, Championship)
 12, Tony Delk vs. Marquette (1994, 2nd Round)
 11, Brandon Knight vs. UConn (2011, Final Four)
 11, Brandon Knight vs. North Carolina (2011, Elite 8)

OPPONENT

18, Jeff Boschee, Kansas (1999, 2nd Round)
 14, Terrence Woods, Florida A&M (2004, 1st Round)
 12, Armoni Brooks, Houston (2019, Sweet 16)
 12, Fletcher Magee, Wofford, (2019, 2nd Round)

3-POINT FIELD-GOAL PERCENTAGE (MIN. 5 ATTEMPTS)

1.000, Jamal Mashburn vs. Wake Forest (1993, Sweet 16) [5 of 5]
 .889, Eric Bledsoe vs. East Tennessee State (2010, 1st Round) [8 of 9]
 .833, Cameron Mills vs. St. Joseph's (1997, Sweet 16) [5 of 6]
 .833, Travis Ford vs. Wake Forest (1993, Sweet 16) [5 of 6]
 .800, John Pelphey vs. Iowa State (1992, 2nd Round) [4 of 5]
OPPONENT
 .857, Brandon Rush, Kansas (2007, 2nd Round) [6 of 7]
 .833, Shannon Brown, Michigan State (2005, Elite Eight) [5 of 6]
 .800, Nathan Hoover, Wofford (2019, 2nd Round) [4 of 5]
 .800, Isaac Hamilton, UCLA (2017, Sweet 16) [4 of 5]

FREE THROWS

17, Roger Newman vs. Ohio State (1961, Elite 8)
 14, Randolph Morris vs. Kansas (2007, 2nd Round)
 13, 5x, last by De'Aaron Fox vs. UCLA (2017, Sweet 16)
OPPONENT
 16, John Riser, Pittsburgh (1957, Sweet 16)
 15, Ron Bayless, Iowa State (1992, 2nd Round)
 14, Miles Simon, Arizona (1997, Championship)
 14, Dean Meminger, Marquette (1971, Regional Consolation)
 14, Jim Coleman, Loyola (1964, Elite 8)

FREE THROWS ATTEMPTED

22, Roger Newman vs. Ohio State (1961, Elite 8)
 20, PJ Washington vs. Kansas State (2018, Sweet 16)
 19, Rodrick Rhodes vs. Tennessee State (1994, 1st Round)
 17, Scott Padgett vs. Kansas (1999, 2nd Round)
OPPONENT
 18, Robert Kendrick, Wayne State (1956, Sweet 16)
 17, Miles Simon, Arizona (1997, Championship)

17, Dean Meminger, Marquette (1971, Regional Consolation)
 17, Jim Coleman, Loyola (1964, Elite 8)
 17, John Riser, Pittsburgh (1957, Sweet 16)

FREE-THROW PERCENTAGE (MIN. 10 ATTEMPTS)

1.000, 11x, last by Michael Kidd-Gilchrist vs. Indiana (2012, Sweet 16) [10 of 10]

OPPONENT

1.000, 14x, last by Jared Harper, Auburn (2019, Elite 8) [11 of 11]

REBOUNDS

25, Oscar Tshiebwe vs. Providence (2023, 1st Round)
 24, Jerry Bird vs. Iowa (1956, Elite 8)
 21, Bill Spivey vs. Kansas State (1951, Championship)
 18, Oscar Tshiebwe vs. Kansas State (2023, 2nd Round)
 18, Bam Adebayo vs. Northern Kentucky (2017, 1st Round)
OPPONENT
 30, Jerry Lucas, Ohio State (1961, Elite 8)
 23, Kent Benson, Indiana (1975, Elite 8)
 20, Artis Gilmore, Jacksonville (1970, Elite 8)
 19, Elgin Baylor, Seattle (1958, Championship)

ASSISTS

14, Dicky Beal vs. BYU (1984, 2nd Round)
 11, John Wall vs. East Tennessee State (2010, 1st Round)
 9, 7x, last by Ramel Bradley vs. Kansas (2007, 2nd Round)
OPPONENT
 14, Andre McCarter, UCLA (1975, Championship)
 12, by Edgar Padilla, UMass (1996, Final Four)
 11, by Dwyane Wade, Marquette (2003, Elite 8)
 11, by Mateen Cleaves, Michigan State (1999, Elite 8)
 11, by Bruce Douglass, Illinois (1984, Elite 8)

BLOCKS

7, Anthony Davis vs. Western Kentucky (2012, 2nd Round)
 6, Skal Labissiere vs. Stony Brook (2016, 1st Round)
 6, Anthony Davis vs. Kansas (2012, Championship)
 6, Anthony Davis vs. Baylor (2012, Elite 8)
 6, Jamaal Magloire vs. UCLA (1998, Sweet 16)
 6, Nazr Mohammed vs. UCLA (1998, Sweet 16)
OPPONENT
 6, Marcus Camby, UMass (1996, Final Four)
 5, Buck Hailey, Middle Tennessee (1982, 1st Round)
 5, Bo Ellis, Marquette (1975, 1st Round)
 4, 9x, last by Nae'Qwan Tomlin, Kansas State (2023, 2nd Round)

STEALS

6, Anthony Epps vs. San Jose State (1996, 1st Round)
 6, Antoine Walker vs. San Jose State (1996, 1st Round)
 6, Dicky Beal vs. Louisville (1984, Sweet 16)
 5, 9x, last Shai Gilgeous-Alexander vs. Davidson (2018, 1st Round)
OPPONENT
 5, Terrence Woods, Florida A&M (2004, 1st Round)
 5, Tim Horton, Tennessee State (1994, 1st Round)
 4, 16x, last by Reginald Johnson, Hampton (2015, 1st Round)

UK vs. NCAA TOURNAMENT OPPONENTS

| OPPONENT | FIRST MEETING | LAST MEETING | W-L |
|----------------------|---------------|--------------|-----|
| Abilene Christian | 2019 | | 1-0 |
| Alabama | 1986 | | 1-0 |
| Arizona | 1997 | | 0-1 |
| Arizona State | 1995 | | 1-0 |
| Arkansas | 1978 | | 1-0 |
| Auburn | 2019 | | 0-1 |
| Austin Peay | 1973 | | 1-0 |
| Baylor | 1948 | 2012 | 2-0 |
| Buffalo | 2018 | | 1-0 |
| Butler | 1962 | | 1-0 |
| BYU | 1984 | | 1-0 |
| Central Michigan | 1975 | | 1-0 |
| Cincinnati | 2005 | 2015 | 2-0 |
| Columbia | 1948 | | 1-0 |
| Cornell | 2010 | | 1-0 |
| Dartmouth | 1942 | | 0-1 |
| Davidson | 1986 | 2018 | 2-0 |
| Dayton | 1966 | | 1-0 |
| Duke | 1966 | 1998 | 3-2 |
| East Tennessee State | 2010 | | 1-0 |
| Eastern Kentucky | 2005 | | 1-0 |
| Florida A&M | 2004 | | 1-0 |
| Florida State | 1971 | 1993 | 3-1 |
| Georgetown | 1984 | | 0-1 |
| Hampton | 2015 | | 1-0 |
| Holy Cross | 1948 | 2001 | 2-0 |
| Houston | 2019 | | 1-0 |
| Illinois | 1942 | 1984 | 4-0 |
| Indiana | 1973 | 2016 | 3-2 |
| Iowa | 1956 | 2000 | 2-1 |
| Iowa State | 1992 | 2012 | 2-0 |
| IUPUI | 2003 | | 1-0 |
| Jacksonville | 1970 | | 0-1 |
| Kansas | 1999 | 2012 | 2-1 |
| Kansas State | 1951 | 2023 | 2-2 |
| Louisville | 1951 | 2014 | 4-2 |
| Loyola (Chicago) | 1964 | | 0-1 |
| LSU | 1986 | | 0-1 |
| Marquette | 2014 | 2008 | 4-6 |
| Maryland | 2002 | | 0-1 |
| Miami (OH) | 1958 | 1999 | 4-0 |
| Michigan | 1966 | 2014 | 2-1 |
| Michigan State | 1957 | 2005 | 1-3 |
| Middle Tennessee | 1982 | | 0-1 |
| Minnesota | 1997 | | 1-0 |
| Montana | 1997 | | 1-0 |
| Morehead State | 1961 | | 1-0 |
| Mount St. Mary's | 1995 | | 1-0 |
| New Mexico State | 1999 | | 1-0 |
| North Carolina | 1977 | 2017 | 1-3 |
| Northern Kentucky | 2017 | | 1-0 |
| Notre Dame | 1958 | 2015 | 3-0 |
| Ohio | 1964 | 1983 | 1-1 |
| Ohio State | 1945 | 2011 | 1-5 |
| Oklahoma State | 1949 | | 1-0 |
| Old Dominion | 1992 | | 1-0 |

| OPPONENT | FIRST MEETING | LAST MEETING | W-L |
|----------------------|---------------|--------------|---------------|
| Penn State | 1952 | 1955 | 2-0 |
| Pittsburgh | 1957 | | 1-0 |
| Princeton | 1977 | 2011 | 2-0 |
| Providence | 2023 | | 1-0 |
| Rider | 1993 | | 1-0 |
| Saint Louis | 1998 | | 1-0 |
| Saint Peter's | 2022 | | 0-1 |
| San Jose State | 1996 | | 1-0 |
| Seattle | 1958 | | 1-0 |
| South Carolina State | 1998 | | 1-0 |
| Southern Cal | 2001 | | 0-1 |
| St. Bonaventure | 2000 | | 1-0 |
| St. John's | 1951 | 1985 | 1-2 |
| St. Joseph's | 1997 | | 1-0 |
| Stanford | 1998 | | 1-0 |
| Stony Brook | 2016 | | 1-0 |
| Syracuse | 1975 | 2000 | 2-1 |
| Temple | 1958 | | 1-0 |
| Tennessee State | 1994 | | 1-0 |
| Tufts | 1945 | | 1-0 |
| Tulane | 1995 | | 1-0 |
| Tulsa | 2002 | | 1-0 |
| UAB | 1981 | 2006 | 1-2 |
| UCLA | 1975 | 2017 | 2-1 |
| UConn | 2006 | 2014 | 0-3 |
| UMass | 1992 | 1996 | 2-0 |
| UNLV | 1985 | | 1-0 |
| UTEP | 1966 | | 0-1 |
| Utah | 1993 | 2005 | 6-0 |
| Valparaiso | 2002 | | 1-0 |
| Villanova | 1949 | 2007 | 2-0 |
| Virginia Tech | 1996 | | 1-0 |
| VMI | 1977 | | 1-0 |
| Wake Forest | 1993 | 2010 | 3-0 |
| Washington | 1985 | | 1-0 |
| Wayne | 1956 | | 1-0 |
| West Virginia | 2010 | 2015 | 2-1 |
| Western Kentucky | 1971 | 2012 | 2-1 |
| Wichita State | 2014 | 2017 | 2-0 |
| Wisconsin | 2003 | 2015 | 2-1 |
| Wofford | 2019 | | 1-0 |
| Totals | | | 130-54 |

1947-48 NATIONAL CHAMPIONS



Sitting: Coach Adolph Rupp, Johnny Stough, Ralph Beard, Kenneth Rollins, Cliff Barker, Dale Barnstable, Assistant Coach Harry Lancaster
Standing: Manager Humzey Yessin, Garland Townes, Jim Jordan, Joe Holland, Alex Groza, Wallace Jones, Jim Line, Roger Day, Trainer Wilbert Bud Berger



KENTUCKY 58, BAYLOR 42 March 23, 1948 • New York

SEASON RECAP

Behind the Fabulous Five of Ralph Beard, Wah Wah Jones, Alex Groza, Kenny Rollins and Cliff Barker, the 1947-48 Kentucky men's basketball team went 36-3 en route to win the school's first national championship.

Kentucky got off to a quick start to the season, winning its first seven games before falling to Temple in a one-point buzzer-beater. The Wildcats, however, won 27 of their next 28 games, including a 58-38 victory retribution matchup over the Temple Owls. All five of the Wildcat starters were recognized by the Southeastern Conference with Jones, Beard and Rollins being named to the first team. Beard was also named the True Magazine Player of the Year for the second consecutive season.

Following the regular season, the Wildcats breezed through the SEC Tournament, winning the four games by a total of 111 points, including a narrow 54-53 victory over Georgia Tech in the championship game. The NCAA Tournament went much as the conference tourney did. Jones scored 19 points in the opener over Columbia and then UK won an eight-point decision over Holy Cross in the second round to advance to the championship game against Baylor. Groza poured in 23 points for the 58-42 victory over the Bears.

CHAMPIONSHIP GAME

Alex Groza and Ralph Beard combined for 26 points and the Wildcats' defense held the Bears to 16 first-half points to capture UK's first NCAA title.

The title victory enabled the Wildcats to become only the second team ever to win both the NIT and NCAA titles. UK, which finished the season at 34-2, won the NIT title in 1946.

Paced by Groza and Beard, the Wildcats turned a 29-16 halftime lead into a 44-28 bulge midway through the second half. After Baylor rallied to cut the lead to 11, UK put the game out of reach as Wallace "Wah Wah" Jones scored four points to give the Wildcats a 15-point lead.

In addition to Groza and Beard, the Wildcats also got nine points apiece from Jones and Kenneth Rollins.

GAME REVIEW

| Kentucky PLAYER | FG | FTM | FTA | PF | TP |
|-----------------|-----------|-----------|-----------|-----------|-----------|
| Jones | 4 | 1 | 1 | 3 | 9 |
| Barker | 2 | 1 | 3 | 4 | 5 |
| Line | 3 | 1 | 1 | 3 | 7 |
| Groza | 6 | 2 | 4 | 4 | 14 |
| Holland | 1 | 0 | 0 | 1 | 2 |
| Beard | 4 | 4 | 4 | 1 | 12 |
| Rollins | 3 | 3 | 5 | 3 | 9 |
| Barnstable | 0 | 0 | 1 | 0 | 0 |
| Totals | 23 | 12 | 19 | 19 | 58 |

| Baylor PLAYER | FG | FTM | FTA | PF | TP |
|---------------|-----------|-----------|-----------|-----------|-----------|
| Owen | 2 | 1 | 2 | 0 | 5 |
| DeWitt | 3 | 2 | 4 | 3 | 8 |
| Hickman | 1 | 0 | 0 | 0 | 2 |
| Pulley | 0 | 1 | 1 | 0 | 1 |
| Heathington | 3 | 2 | 4 | 5 | 8 |
| Preston | 0 | 0 | 2 | 2 | 0 |
| Johnson | 3 | 4 | 7 | 5 | 10 |
| Robinson | 3 | 2 | 4 | 4 | 8 |
| Brack | 0 | 0 | 0 | 0 | 0 |
| Totals | 15 | 12 | 24 | 19 | 42 |

Halftime: UK 29, Baylor 16

1948-49 NATIONAL CHAMPIONS



Sitting: Coach Adolph Rupp, Jim Line, Cliff Barker, John Stough, Ralph Beard, Joe B. Hall, Garland Townes, Assistant Coach Harry Lancaster
Standing: Dale Barnstable, Walt Hirsch, Wallace Jones, Alex Groza, Bob Henne, Roger Day, Manager Humzey Yessin

KENTUCKY 46, OKLAHOMA A&M 36 MARCH 26, 1949 • SEATTLE

SEASON RECAP

With a familiar four starters returning from the Fabulous Five, the 1948-49 Kentucky men's basketball team appeared poised to make a second consecutive title run. The Wildcats raced through the regular season with only one loss, and only three teams throughout the year came within even 10 points of Kentucky. Alex Groza led the team in scoring in 13 of its last 15 games and he broke a UK and Southeastern Conference record with 38 points in a 95-40 win over Georgia on Feb. 21.

The team concluded the regular season with a 70-37 win over Vanderbilt at Alumni Gym, including a last-second 65-foot shot by Cliff Barker. The Cats again swept through the SEC Tournament in nearby Louisville, winning their opening-round game over Florida, 73-36. Kentucky outscored its SEC Tournament opponents by a total of 123 points in a four-game span, including a 68-52 win over Tulane in the conference final.

After being surprisingly upset in the first round of the NIT, the Wildcats had no trouble in NCAA play. Kentucky defeated Villanova, 85-72, and Illinois, 76-47, to advance to the national title game. Groza, Ralph Beard and Wah Wah Jones were all named All-America and Groza was named the tournament's MVP.

It was no surprise that when the first-ever Associated Press poll was released the following season, the Cats were ranked preseason No. 1.

CHAMPIONSHIP GAME

Paced by Alex Groza's 25 points and a defense that limited the Aggies to a mere nine field goals, the Wildcats were crowned NCAA champions for the second straight year.

Groza, a unanimous selection as the "Player of the Tournament," scored more than twice as many points as any other player. A&M's Jack Shelton was the game's only other player to score in double figures. He finished with 12 points.

The Aggies, coached by Hank Iba, led 5-2, but the Wildcats scored seven straight points, five by Groza, and never trailed again as they took a 25-20 first-half lead.

UK extended the lead to 31-21 early in the second half and coasted the rest of the way.

GAME REVIEW

| Kentucky PLAYER | FG | FTM | FTA | PF | TP |
|--------------------|-----------|-----------|-----------|-----------|-----------|
| Jones | 1 | 1 | 3 | 3 | 3 |
| Line | 2 | 1 | 2 | 3 | 5 |
| Groza | 9 | 7 | 8 | 5 | 25 |
| Beard | 1 | 1 | 2 | 4 | 3 |
| Barker | 1 | 3 | 3 | 4 | 5 |
| Barnstable | 1 | 1 | 1 | 1 | 3 |
| Hirsch | 1 | 0 | 0 | 1 | 2 |
| Totals | 16 | 14 | 19 | 21 | 46 |

Oklahoma A&M

| PLAYER | FG | FTM | FTA | PF | TP |
|---------------|----------|-----------|-----------|-----------|-----------|
| Yates | 1 | 0 | 0 | 1 | 2 |
| Bradley | 0 | 3 | 5 | 3 | 3 |
| Harris | 3 | 1 | 1 | 5 | 7 |
| Parks | 2 | 3 | 4 | 5 | 7 |
| Shelton | 3 | 6 | 7 | 4 | 12 |
| Jaquet | 0 | 1 | 2 | 0 | 1 |
| McArthur | 0 | 2 | 2 | 1 | 2 |
| Pilgrim | 0 | 2 | 2 | 1 | 2 |
| Smith | 0 | 0 | 0 | 1 | 0 |
| Totals | 9 | 18 | 23 | 21 | 36 |

Halftime: UK 25, Oklahoma A&M 20

1950-51 NATIONAL CHAMPIONS



Standing: Frank Ramsey, Shelby Linville, Bill Spivey, Roger Layne, Lou Tsioropoulos, Read Morgan **Seated:** Coach Adolph Rupp, Cliff Hagan, C.M. Newton, Walt Hirsch, Paul Lansaw, Dwight Price, Assistant Coach Harry Lancaster **Bottom Row:** Lindle Castle, Lucian Whitaker, Bobby Watson, Guy Strong, T. Riddle

KENTUCKY 68, KANSAS STATE 58 MARCH 27, 1951 • MINNEAPOLIS

SEASON RECAP

Kentucky opened the 1950-51 season on an 84-game home winning streak and the Wildcats began the year by moving from the antiquated Alumni Gym to the new 11,500-seat Memorial Coliseum that was designed to commemorate the Kentuckians who died in World War I, World War II and the Korean War.

Though illness plagued the team and its coach throughout the season, Kentucky compiled a 32-2 record and its third national title in four years. UK defeated archrival Louisville by 11 points, 79-68, in the opening round of the NCAA Tournament before breezing by St. John's in the next round. After posting a narrow 76-74 victory over Illinois in the East Regional championship, the Cats toppled Kansas State, 68-58, in the championship game.

Seven-foot center Bill Spivey led Kentucky, scoring 19.2 points per game during the season. He was followed by the junior duo of Shelby Linville and Bobby Watson, who each averaged 10.4 points per game. The Cats outscored their opponents by 757 points in UK's third championship season.

CHAMPIONSHIP GAME

Bill Spivey scored 22 points and an ailing Cliff Hagan sparked the Wildcats to their third NCAA title.

With a squad consisting of only six healthy players — Walt Hirsch was ineligible and Hagan was plagued by an infected throat — the Wildcats hardly looked like championship material as Kansas State broke out to a 20-12 lead.

It was then that Rupp inserted the ailing Hagan. It was a move that may have proved the difference as the sophomore forward sparked a rally that saw UK cut the Kansas State lead to 29-27 at the half.

Led by Hagan and Spivey, who dominated the boards, UK outscored Kansas State 41-29 in the second half to complete the come-from-behind victory.

GAME REVIEW

| Kentucky PLAYER | FG | FTM | FTA | PF | TP |
|--------------------|-----------|-----------|-----------|-----------|-----------|
| Whitaker | 4 | 1 | 0 | 2 | 9 |
| Linville | 2 | 4 | 8 | 5 | 8 |
| Spivey | 9 | 4 | 6 | 2 | 22 |
| Ramsey | 4 | 1 | 3 | 5 | 9 |
| Watson | 3 | 2 | 4 | 3 | 8 |
| Hagan | 5 | 0 | 2 | 5 | 10 |
| Tsioropoulos | 1 | 0 | 0 | 1 | 2 |
| Newton | 0 | 0 | 0 | 0 | 0 |
| Totals | 28 | 12 | 23 | 23 | 68 |

Kansas State

| PLAYER | FG | FTM | FTA | PF | TP |
|---------------|-----------|-----------|-----------|-----------|-----------|
| Head | 3 | 2 | 2 | 5 | 8 |
| Stone | 3 | 6 | 8 | 5 | 12 |
| Hitch | 6 | 1 | 1 | 5 | 13 |
| Barrett | 2 | 0 | 2 | 1 | 4 |
| Iverson | 3 | 1 | 2 | 3 | 7 |
| Housey | 2 | 0 | 0 | 3 | 4 |
| Gibson | 0 | 1 | 1 | 5 | 1 |
| Upson | 0 | 0 | 0 | 1 | 0 |
| Knostman | 1 | 1 | 2 | 1 | 3 |
| Peck | 2 | 0 | 1 | 1 | 4 |
| Schuyler | 1 | 0 | 1 | 1 | 2 |
| Totals | 23 | 12 | 20 | 31 | 58 |

Halftime: Kansas State 29, UK 27

1957-58 NATIONAL CHAMPIONS



Sitting: Coach Adolph Rupp, Adrian Smith, John Crigler, Ed Beck, Don Mills, Johnny Cox, Vernon Hatton, Assistant Coach Harry Lancaster
Standing: Student Manager Jay Atkerson, Earl Adkins, Billy Smith, Phil Johnson, Bill Cassady, Lincoln Collinsworth, Harold Ross

1977-78 NATIONAL CHAMPIONS



Sitting: Coach Joe Hall, Jay Shidler, Dwane Casey, Kyle Macy, Jack Givens, Tim Stephens, Chris Gettelfinger, Truman Claytor, Assistant Coach Dick Parsons
Standing: Assistant Trainer Walt McCombs, Manager Don Sullivan, LaVan Williams, Scott Courts, Mike Phillips, Rick Robey, Chuck Aleksinas, Fred Cowan, James Lee, Assistant Coach Leonard Hamilton, Assistant Coach Joe Dean Jr.

KENTUCKY 84, SEATTLE 72

MARCH 22, 1958 • LOUISVILLE, KY.

SEASON RECAP

After finishing the previous year with a second-round NCAA Tournament loss on their home court, the 1957-58 Kentucky Wildcats, behind the starting lineup of Vernon Hatton, Johnny Cox, John Crigler, Adrian Smith and Ed Beck — known affectionately as the Fiddlin' Five — lost two of their final five games and appeared an unlikely contender for the national championship.

The Cats were led by Hatton's 17.1 points per game and Cox's 14.9 points per game. Hatton proved his effectiveness as a clutch player by sinking a 47-foot shot at the end of regulation to send UK into overtime against Temple, a game that the Wildcats would win 85-83 after three extra periods. Kentucky breezed past the first two rounds of the NCAA Tournament, held in Lexington, with wins over Miami of Ohio and Notre Dame. UK then faced Temple in the next round and again won a close 61-60 decision.

The Wildcats defeated Seattle 84-72 in an anti-climactic national title, the fourth and final national championship for Adolph Rupp.

CHAMPIONSHIP GAME

Senior Vernon Hatton scored 30 points and the Wildcats overcame a 25-point, 19-rebound performance by Elgin Baylor to capture their fourth NCAA championship.

Led by Hatton and Johnny Cox, who finished with 24 points, the Wildcats twice battled back from 11-point deficits to gain the victory.

Trailing for much of the game, UK grabbed its first lead with 6:08 left when Don Mills hit a hook shot to give the Wildcats a 61-60 lead. Moments later, Cox hit a jump shot to make it 63-60 and UK never trailed again.

John Crigler added 14 points and 14 rebounds for the victors. Mills and Adrian Smith finished with nine and seven points, respectively.

Aside from Baylor, Seattle received 17 points from Charley Brown and 16 from Jerry Frizzell.

GAME REVIEW

| Kentucky | | | | | | | | | |
|---------------|-----------|-----------|-----------|-----------|-----------|-----------|-----------|--|--|
| PLAYER | FGM | FGA | FTM | FTA | REB | PF | TP | | |
| Crigler | 5 | 12 | 4 | 7 | 14 | 4 | 14 | | |
| Cox | 10 | 23 | 4 | 4 | 16 | 3 | 24 | | |
| Beck | 0 | 1 | 0 | 1 | 3 | 4 | 0 | | |
| A. Smith | 2 | 8 | 3 | 5 | 6 | 4 | 7 | | |
| Hatton | 9 | 20 | 12 | 15 | 3 | 3 | 30 | | |
| Mills | 4 | 9 | 1 | 4 | 5 | 3 | 9 | | |
| Totals | 30 | 73 | 24 | 36 | 47 | 21 | 84 | | |

| Seattle | | | | | | | | | |
|---------------|-----------|-----------|-----------|-----------|-----------|-----------|-----------|--|--|
| PLAYER | FGM | FGA | FTM | FTA | REB | PF | TP | | |
| Frizzell | 4 | 6 | 8 | 11 | 5 | 3 | 16 | | |
| Brown | 6 | 17 | 5 | 7 | 5 | 5 | 17 | | |
| Baylor | 9 | 32 | 7 | 9 | 19 | 4 | 25 | | |
| Harney | 2 | 5 | 0 | 1 | 1 | 1 | 4 | | |
| Saunders | 0 | 2 | 0 | 0 | 2 | 3 | 0 | | |
| Ogorek | 4 | 7 | 2 | 2 | 11 | 5 | 10 | | |
| Plasecki | 0 | 0 | 0 | 0 | 0 | 0 | 0 | | |
| Totals | 25 | 69 | 22 | 30 | 43 | 21 | 72 | | |

Halftime: Seattle 39, UK 36

KENTUCKY 94, DUKE 88

MARCH 27, 1978 • ST. LOUIS

SEASON RECAP

Regular-season losses to Alabama and LSU were the only blemishes on Kentucky's 1977-78 record, as UK and senior Jack Givens, who averaged 18.1 points per game, went 30-2 for its first NCAA title in 20 years. UK outscored its opponents by 459 points during the season and were aided by 14.4 points per game from 6-foot-10 center Rick Robey.

Originally hailed as an underachieving team, Kentucky overcame obstacles to win the SEC championship and the first NCAA title under head coach Joe B. Hall. The Cats won their last eight regular-season games, including a 92-70 win over UNLV in the home finale, led by 26 points from Robey, and a 78-68 win over Vanderbilt in Nashville, Tennessee.

Characteristically, the Cats had no trouble with their early-round competition in the NCAA Tournament, as Florida State, Miami (Ohio) and Michigan State fell along the way. UK met up with Arkansas in the national semifinal game, which the Wildcats won 64-59, before defeating Duke, 94-88, in the championship final.

CHAMPIONSHIP GAME

Senior Jack Givens put on one of the finest individual performances in NCAA championship history in leading the Wildcats past the Blue Devils.

With many Kentucky fans among the crowd of 18,271 chanting "Goose, Goose," Givens scored 41 points, three short of the record for a championship game, to help the Wildcats to their fifth NCAA title and first in 20 years.

Givens' dominance was clearly evident in the first half as he scored 23 points, including UK's last 16 of the half, to turn a 29-28 UK lead into a 45-38 cushion. It was a deficit from which the Blue Devils would not recover.

Overall, Givens made 18 of 27 field-goal attempts, 5 of 8 free throws, and added eight rebounds and three assists.

GAME REVIEW

| Kentucky | | | | | | | | | |
|---------------|------------|--------------|--------------|-----------|-----------|-----------|-----------|--|--|
| PLAYER | MIN | FG | FT | REB | A | PF | TP | | |
| Givens | 37 | 18-27 | 5-8 | 8 | 3 | 4 | 41 | | |
| Robey | 32 | 8-11 | 4-6 | 11 | 0 | 2 | 20 | | |
| Phillips | 11 | 1-4 | 2-2 | 2 | 1 | 5 | 4 | | |
| Macy | 38 | 3-3 | 3-4 | 0 | 8 | 1 | 9 | | |
| Claytor | 24 | 3-5 | 2-4 | 0 | 3 | 2 | 8 | | |
| Lee | 20 | 4-8 | 0-0 | 4 | 2 | 4 | 8 | | |
| Shidler | 16 | 1-5 | 0-1 | 1 | 3 | 3 | 2 | | |
| Aleksinas | 1 | 0-0 | 0-0 | 0 | 0 | 1 | 0 | | |
| Williams | 10 | 1-3 | 0-0 | 4 | 0 | 2 | 2 | | |
| Cowan | 8 | 0-2 | 0-0 | 2 | 0 | 1 | 0 | | |
| Stephens | 1 | 0-0 | 0-0 | 0 | 0 | 0 | 0 | | |
| Courts | 1 | 0-0 | 0-0 | 0 | 0 | 0 | 0 | | |
| Gettelfinger | 1 | 0-0 | 0-0 | 0 | 0 | 0 | 0 | | |
| Casey | 1 | 0-0 | 0-0 | 0 | 0 | 1 | 0 | | |
| Totals | 200 | 39-68 | 16-25 | 32 | 20 | 26 | 94 | | |

| Duke | | | | | | | | | |
|---------------|------------|--------------|--------------|-----------|-----------|-----------|-----------|--|--|
| PLAYER | MIN | FG | FT | REB | A | PF | TP | | |
| Banks | 37 | 6-12 | 10-12 | 8 | 2 | 2 | 22 | | |
| Dennard | 30 | 5-7 | 0-0 | 8 | 2 | 5 | 12 | | |
| Gminski | 37 | 6-16 | 8-8 | 12 | 2 | 3 | 20 | | |
| Harrell | 24 | 2-2 | 0-0 | 0 | 1 | 3 | 4 | | |
| Spanarkel | 40 | 8-16 | 5-6 | 2 | 3 | 4 | 21 | | |
| Suddath | 9 | 1-3 | 2-3 | 2 | 0 | 1 | 2 | | |
| Bender | 17 | 1-2 | 5-5 | 1 | 4 | 3 | 7 | | |
| Goetsch | 6 | 0-1 | 0-0 | 1 | 0 | 1 | 0 | | |
| Totals | 200 | 29-59 | 30-34 | 35 | 14 | 22 | 88 | | |

Technical: Duke bench
Halftime: UK 45, Duke 38

1995-96 NATIONAL CHAMPIONS



Sitting: Assistant Coach Delray Brooks, Head Coach Rick Pitino, Allen Edwards, Derek Anderson, Jeff Sheppard, Tony Delk, Anthony Epps, Cameron Mills, Wayne Turner, Associate Coach Jim O'Brien, Assistant Coach Winston Bennett **Standing:** Equipment Manager Bill Keightley, Administrative Assistant George Barber, Jason Lathrem, Oliver Simmons, Nazr Mohammed, Mark Pope, Walter McCarty, Antoine Walker, Jared Prickett, Ron Mercer, Trainer Eddie Jamiel, Assistant Strength Coach Layne Kaufman, Strength Coach Shaun Brown

KENTUCKY 76, SYRACUSE 67

APRIL 1, 1996 • EAST RUTHERFORD, N.J.

SEASON RECAP

Kentucky strung together 25 consecutive wins, including a 16-0 mark in Southeastern Conference play, midway through the 1995-96 season and rolled to its sixth national championship. The dynamic duo of Tony Delk (17.8 ppg) and Antoine Walker (15.2 ppg) led the team dubbed "The Untouchables" by head coach Rick Pitino.

A 10-point loss to UMass in the second game of the season would be the only smudge on the Wildcats' schedule as they entered SEC Tournament play. UK posted dominating wins over Florida (100-76) and Arkansas (95-75) in the first two rounds of the tournament, but an upstart Mississippi State team shot 60% from the 3-point arc to hand UK a shocking 84-73 loss in the title game.

Kentucky still earned a No. 1 seed in the NCAA Tournament's Dallas Regional and stomped San Jose State and Virginia Tech to easily advance to the Sweet 16. The competition proved no tougher in the next two rounds as the Wildcats outscored Utah and Wake Forest by a combined 62 points. A rematch with UMass awaited in the national semifinal, but Kentucky had no trouble with John Calipari's Minutemen, surpassing them 81-74. The Wildcats, behind six first-half 3-pointers by Delk, defeated Syracuse, 76-67, in the national title game.

CHAMPIONSHIP GAME

Tony Delk tied a championship game record with seven 3-pointers and the Wildcats withstood a late Orangemen rally to win UK's sixth national title before a capacity crowd of 19,229 in the Continental Airlines Arena at the Meadowlands.

Delk, the Final Four's Most Outstanding Player, canned seven of 12 3-pointers to lead the Cats with 24 points. But after Syracuse had cut the lead to two, 64-62, with 4:46 remaining, a Delk misfire was tipped in by Walter McCarty to extend UK's lead to four. After holding the Orangemen on the next possession, Derek Anderson drained a 3 to push the lead to seven. SU would get no closer than five in the final minutes.

GAME REVIEW

| Kentucky | | | | | | | | | | | | |
|---------------|--------------|--------------|-------------|-----------|-----------|-----------|-----------|----------|-----------|-----------|-----------|--|
| PLAYER | MIN | FG | 3FG | FT | R | F | A | TO | B | S | TP | |
| Anderson | 16 | 4-8 | 2-3 | 1-1 | 4 | 2 | 1 | 2 | 0 | 3 | 11 | |
| Walker | 32 | 4-12 | 0-1 | 3-6 | 9 | 2 | 4 | 0 | 0 | 4 | 11 | |
| McCarty | 19 | 2-6 | 0-0 | 0-0 | 7 | 3 | 3 | 1 | 0 | 0 | 4 | |
| Delk | 37 | 8-20 | 7-12 | 1-2 | 7 | 2 | 2 | 3 | 1 | 2 | 24 | |
| Epps | 35 | 0-6 | 0-3 | 0-0 | 4 | 1 | 7 | 1 | 0 | 0 | 0 | |
| Pope | 27 | 1-6 | 0-2 | 2-2 | 3 | 3 | 2 | 4 | 0 | 1 | 4 | |
| Mercer | 24 | 8-12 | 3-4 | 1-1 | 2 | 3 | 2 | 0 | 0 | 1 | 20 | |
| Sheppard | 7 | 1-2 | 0-1 | 0-1 | 2 | 3 | 0 | 3 | 0 | 0 | 2 | |
| Edwards | 3 | 0-1 | 0-1 | 0-0 | 0 | 0 | 1 | 1 | 0 | 0 | 0 | |
| Team | | | | | 2 | | | | | | | |
| Totals | 28-73 | 12-27 | 8-13 | 40 | 19 | 22 | 15 | 1 | 11 | 11 | 76 | |

| Syracuse | | | | | | | | | | | | |
|---------------|--------------|-------------|-------------|-----------|-----------|-----------|-----------|----------|----------|-----------|----|--|
| PLAYER | MIN | FG | 3FG | FT | R | F | A | TO | B | S | TP | |
| Burgan | 39 | 7-10 | 3-5 | 2-5 | 8 | 5 | 1 | 5 | 0 | 1 | 19 | |
| Wallace | 38 | 11-19 | 2-3 | 5-5 | 10 | 5 | 1 | 6 | 1 | 0 | 29 | |
| Hill | 28 | 3-9 | 0-0 | 1-1 | 10 | 2 | 1 | 3 | 1 | 0 | 7 | |
| Sims | 39 | 2-5 | 1-4 | 1-2 | 2 | 2 | 7 | 7 | 0 | 1 | 6 | |
| Cipolla | 35 | 3-8 | 0-3 | 0-0 | 1 | 1 | 2 | 2 | 0 | 4 | 6 | |
| Reafsnnyder | 13 | 0-1 | 0-0 | 0-0 | 4 | 0 | 0 | 1 | 0 | 0 | 0 | |
| Janulis | 8 | 0-0 | 0-0 | 0-0 | 2 | 2 | 0 | 0 | 0 | 0 | 0 | |
| Nelson | 0 | 0-0 | 0-0 | 0-0 | 0 | 0 | 0 | 0 | 0 | 0 | 0 | |
| Team | | | | | 1 | | | | | | | |
| Totals | 26-52 | 6-15 | 9-13 | 38 | 17 | 12 | 24 | 2 | 6 | 67 | | |

Halftime: UK 42, Syracuse 33

Delk was joined on the Final Four All-Tournament team by freshman Ron Mercer, who was sensational off the bench, scoring a career-high 20 points on 8-of-12 shooting from the field, including 3 of 4 from 3-point range.

1997-98 NATIONAL CHAMPIONS



Sitting: Assistant Coach Mike Sutton, Head Coach Orlando "Tubby" Smith, Saul Smith, Cameron Mills, Jeff Sheppard, Wayne Turner, Steve Masiello, Assistant Coach George Felton, Assistant Coach Shawn Finney **Standing:** Special Assistant Leon Smith, Administrative Assistant Simeon Mars, Equipment Manager Bill Keightley, Ryan Hogan, Heshimu Evans, Scott Padgett, Nazr Mohammed, Jamaal Magloire, Michael Bradley, Myron Anthony, Allen Edwards, Trainer Eddie Jamiel, Strength Coach Tom Boyd

KENTUCKY 78, UTAH 69

MARCH 30, 1998 • SAN ANTONIO

SEASON RECAP

The team that became known as the "Comeback Cats," the 1997-98 Kentucky Wildcats captured their second NCAA title in three years after overcoming a 10-point halftime deficit against Utah in the national championship game. UK was 10-3 in games decided by 10 points or less and 7-1 in games decided by three points or less during the season.

Kentucky's players provided a balanced attack, as all five starters averaged more than nine points per game with senior guard Jeff Sheppard averaging 13.7 points per game and junior center Nazr Mohammed averaging 12.0 points per game. The Wildcats rolled to an 86-56 victory over South Carolina in the Southeastern Conference Tournament final and then sprinted past South Carolina State, St. Louis and UCLA in the first three rounds of the NCAA Tournament.

CHAMPIONSHIP GAME

Kentucky battled back from a 41-31 halftime deficit to Utah — the largest halftime margin ever overcome in an NCAA title game — to claim the school's seventh national championship before 40,509 fans in the Alamodome.

Utah was propelled to the early lead thanks to a 24-6 rebounding advantage in the first half. But Heshimu Evans sparked the "Comeback Cats" off the bench with seven straight points early in the second half. Later, Final Four Most Outstanding Player Jeff Sheppard canned a baseline jumper with 4:54 remaining to give UK a 65-64 lead. The exhausted Utes then missed 11 consecutive field goals as the Wildcats claimed their second NCAA championship in three years.

Scott Padgett joined Sheppard on the All-Final Four Team after scoring 17 points. UK outrebounded the Utes 18-15 in the second half.

GAME REVIEW

| Kentucky | | | | | | | | | | | | |
|---------------|--------------|-------------|--------------|-----------|-----------|-----------|-----------|----------|----------|-----------|----|--|
| PLAYER | MIN | FG | 3FG | FT | R | F | A | TO | B | S | TP | |
| Edwards | 24 | 2-7 | 0-3 | 0-0 | 1 | 0 | 5 | 0 | 0 | 1 | 4 | |
| Padgett | 33 | 6-11 | 1-5 | 4-4 | 5 | 4 | 1 | 0 | 0 | 0 | 17 | |
| Mohammed | 13 | 5-9 | 0-0 | 0-0 | 2 | 4 | 0 | 1 | 2 | 0 | 10 | |
| Turner | 27 | 2-5 | 0-1 | 2-4 | 2 | 0 | 4 | 5 | 0 | 3 | 6 | |
| Sheppard | 34 | 7-14 | 0-2 | 2-2 | 4 | 1 | 3 | 2 | 0 | 2 | 16 | |
| Magloire | 22 | 2-3 | 0-0 | 3-3 | 2 | 4 | 1 | 0 | 3 | 0 | 7 | |
| Evans | 23 | 3-4 | 2-2 | 2-2 | 6 | 1 | 0 | 3 | 1 | 1 | 10 | |
| Mills | 12 | 2-4 | 2-4 | 2-2 | 0 | 0 | 1 | 0 | 0 | 0 | 8 | |
| Smith | 7 | 0-0 | 0-0 | 0-0 | 0 | 0 | 0 | 0 | 0 | 0 | 0 | |
| Bradley | 5 | 0-0 | 0-0 | 0-0 | 1 | 1 | 0 | 0 | 0 | 0 | 0 | |
| Team | | | | | 1 | | | | | | | |
| Totals | 29-57 | 5-17 | 15-17 | 24 | 15 | 15 | 11 | 6 | 7 | 78 | | |

| Utah | | | | | | | | | | | | |
|---------------|--------------|-------------|--------------|-----------|-----------|-----------|-----------|----------|----------|-----------|----|--|
| PLAYER | MIN | FG | 3FG | FT | R | F | A | TO | B | S | TP | |
| Mottola | 28 | 4-10 | 1-3 | 6-6 | 8 | 4 | 0 | 3 | 0 | 0 | 15 | |
| Jensen | 35 | 5-6 | 1-1 | 3-3 | 2 | 2 | 2 | 1 | 0 | 0 | 14 | |
| Doleac | 34 | 5-12 | 1-1 | 4-6 | 10 | 2 | 1 | 1 | 2 | 3 | 15 | |
| Miller | 37 | 6-15 | 0-3 | 4-7 | 6 | 5 | 5 | 8 | 0 | 2 | 16 | |
| Hansen | 32 | 1-6 | 0-2 | 0-0 | 5 | 2 | 1 | 2 | 0 | 3 | 2 | |
| Johnsen | 16 | 3-4 | 1-2 | 0-0 | 4 | 0 | 0 | 3 | 0 | 0 | 7 | |
| McTavish | 3 | 0-0 | 0-0 | 0-0 | 0 | 1 | 2 | 0 | 0 | 0 | 0 | |
| Jackson | 10 | 0-1 | 0-1 | 0-0 | 0 | 2 | 1 | 0 | 0 | 0 | 0 | |
| Caton | 5 | 0-1 | 0-1 | 0-0 | 0 | 0 | 0 | 0 | 0 | 0 | 0 | |
| Team | | | | | 4 | | | | | | | |
| Totals | 24-55 | 4-14 | 17-22 | 39 | 18 | 12 | 18 | 2 | 8 | 69 | | |

Halftime: Utah 41, UK 31

2011-12 NATIONAL CHAMPIONS



Sitting: Assistant Coach Kenny Payne, Assistant Coach Orlando Antigua, Brian Long, Sam Malone, Doron Lamb, Marquis Teague, Ryan Harrow, Jarrod Polson, Head Coach John Calipari, Assistant Coach John Robic **Standing:** Jon Hood, Michael Kidd-Gilchrist, Terrence Jones, Kyle Wiltjer, Anthony Davis, Eloy Vargas, Darius Miller, Twany Beckham

HELMS NATIONAL TITLES



1933 HELMS NATIONAL TITLISTS

Front Row: J.W. Biggerstaff, Evan Settle, Charles Gates, Vernon Nugent, Jack Tucker, Maurice Jackson, Dave Lawrence **Middle Row:** Coach Adolph Rupp, Athletic Director S.A. Boles, Ralph Kercheval, William Davis, Ellis Johnson, Darrell Darby, Trainer Frank Mann, Asst. Coach Len Miller **Back Row:** Crittenden Blair, Berkley Davis, John Morris, Forest Sale, John DeMoisey, George Yates, Howard Kreuter, Manager Charles Maxson



1934 HELMS NATIONAL TITLISTS

Front Row: Coach Adolph Rupp, Linville Puckett, Jess Curry, Gayle Rose, Clay Evans, Willie Rouse, Dan Chandler, Pete Grigsby, Assistant Coach Harry Lancaster **Back Row:** Student Manager Mike Dolan, Hugh Coy, Cliff Hagan, Lou Tsiropoulos, Jerry Bird, Phil Grawemeyer, Harold Hurst, Bill Bibb, Frank Ramsey, Bill Evans

THE HELMS ATHLETIC FOUNDATION

Founded in Los Angeles in the mid-1930s by Bill Schroader and Paul Helms, the Helms Foundation researched records to rank the nation's top teams dating back to 1901. From 1939, when the NCAA Tournament started, the Helms and NCAA champions were the same, except for 1939, '40, '44, '54. In addition to its NCAA championship years of 1948, '49, '51, '58, '78, '96 and '98, Kentucky was named the Helms national champion in 1933 (20-3) and 1954 (25-0).

NATIONAL HELMS PLAYER OF THE YEAR



Forest Sale - 1933



Leroy Edwards- 1935



Jack Givens - 1978

KENTUCKY 67, KANSAS 59 APRIL 2, 2012 • NEW ORLEANS

SEASON RECAP

On the heels of a school record 30-win regular season, including a 24-game winning streak and 16-0 mark in league play, Kentucky earned the overall No. 1 seed in the NCAA Tournament. The Wildcats defeated in-state rival Louisville, 69-61, to earn a spot in the championship game en route to Kentucky's eighth national title and John Calipari's first.

The Wildcats scoring was as balanced as ever with five players averaging double figures, led by Anthony Davis' 14.2. Doron Lamb (13.7), Terrence Jones (12.3), Michael Kidd-Gilchrist (11.9) and Marquis Teague (10.0) rounded out UK's top five in scoring.

Davis finished with a 10.4 rebounding average and a national-best 4.7 blocks per game shattering the school, Southeastern Conference and NCAA freshman records for blocks in a season.

UK lost just two games all season and cruised through the SEC regular season with a spotless 16-0 record.

CHAMPIONSHIP GAME

Kentucky's top freshman, Anthony Davis, had a rough shooting night, but John Calipari coached this team to a wire-to-wire victory to cap a season that cried for no less than a championship for their ol' Kentucky home.

Doron Lamb led the Wildcats with 22 points, including back-to-back 3-pointers that put them up by 16 with 10 minutes left.

The Jayhawks, kings of the comeback all season, fought to the finish and trimmed that deficit to five with 1:37 left. But Kentucky made five free throws down the stretch to seal the win.

Michael Kidd-Gilchrist was another headliner, creating space for himself to score all 11 of his points in the first half.

Davis, meanwhile, might have had the most dominating six-point night in the history of college basketball, earning the nod as the most outstanding player. He finished with 16 rebounds, six blocks, five assists and three steals - and made his only field goal with 5:13 left in the game. It was

GAME REVIEW

| Kansas | | | | | | | | | | | | |
|---------------|--------------|-------------|--------------|-----------|-----------|----------|----------|----------|----------|-----------|----|--|
| PLAYER | MIN | FG | 3FG | FT | R | F | A | TO | B | S | TP | |
| Robinson | 36 | 6-17 | 0-0 | 6-7 | 17 | 2 | 1 | 1 | 0 | 0 | 18 | |
| Withey | 32 | 2-8 | 0-0 | 1-1 | 7 | 2 | 1 | 1 | 4 | 2 | 5 | |
| Taylor | 36 | 8-17 | 1-1 | 2-3 | 4 | 1 | 3 | 5 | 0 | 1 | 19 | |
| Johnson | 36 | 5-13 | 3-7 | 0-0 | 2 | 1 | 2 | 2 | 0 | 1 | 13 | |
| Releford | 30 | 1-6 | 1-2 | 1-2 | 1 | 5 | 1 | 0 | 0 | 1 | 4 | |
| Teahan | 17 | 0-1 | 0-1 | 0-0 | 0 | 1 | 1 | 0 | 0 | 1 | 0 | |
| Wesley | 2 | 0-0 | 0-0 | 0-0 | 0 | 0 | 0 | 0 | 0 | 0 | 0 | |
| Young | 11 | 0-0 | 0-0 | 0-2 | 3 | 4 | 0 | 0 | 1 | 0 | 0 | |
| Team | | | | | 1 | | | | | | | |
| Totals | 22-62 | 5-11 | 10-15 | 35 | 16 | 9 | 9 | 5 | 6 | 59 | | |

| Kentucky | | | | | | | | | | | | |
|----------------|--------------|-------------|--------------|-----------|-----------|-----------|-----------|-----------|----------|-----------|----|--|
| PLAYER | MIN | FG | 3FG | FT | R | F | A | TO | B | S | TP | |
| Jones | 29 | 4-7 | 0-1 | 1-2 | 7 | 4 | 0 | 2 | 2 | 1 | 9 | |
| Davis | 36 | 1-10 | 0-0 | 4-6 | 16 | 2 | 5 | 3 | 6 | 3 | 6 | |
| Kidd-Gilchrist | 35 | 4-7 | 0-1 | 3-4 | 6 | 2 | 1 | 1 | 1 | 0 | 11 | |
| Lamb | 35 | 7-12 | 3-6 | 5-6 | 2 | 2 | 3 | 1 | 0 | 0 | 22 | |
| Teague | 34 | 5-14 | 2-3 | 2-3 | 2 | 2 | 3 | 2 | 0 | 0 | 14 | |
| Miller | 25 | 2-5 | 1-2 | 0-0 | 6 | 2 | 0 | 2 | 2 | 0 | 5 | |
| Vargas | 3 | 0-0 | 0-0 | 0-0 | 0 | 1 | 0 | 0 | 0 | 0 | 0 | |
| Wiltjer | 3 | 0-1 | 0-1 | 0-0 | 0 | 0 | 0 | 0 | 0 | 0 | 0 | |
| Team | | | | | 4 | | | | | | | |
| Totals | 23-56 | 6-14 | 15-21 | 43 | 15 | 12 | 11 | 11 | 4 | 67 | | |

Halftime: UK 41, KU 27

a surefire illustration of how the 6-foot-10 freshman could exert his will on a game even on a rare night when the shots weren't falling.

NCAA CHAMPIONSHIP COACHES

ADOLPH RUPP

UK Record: 876-190 (82.2%), 41 seasons* | 1931-72
Alma Mater (Year): Kansas (1923)
Hometown: Halstead, Kan.
Born: Sept. 2, 1901 | **Died:** Dec. 10, 1977 (age 76)

A former UK media guide began, "In the storied land of Kentucky Colonels, there dwelled but one Baron, a man of consummate pride and a moldier of powerful teams which for more than four decades made the name University of Kentucky synonymous with the game of basketball."

Tutored by the great Phog Allen at Kansas and a student of the game under Dr. James Naismith, Rupp learned his craft at an early age. After leaving the high school ranks in Freeport, Illinois, to take the UK job in 1930, the "man in the brown suit" became the winningest coach in all of college basketball. He was an innovator of the fast break, a trademark of the Wildcats even today. To become the winningest coach in his sport, Rupp passed his mentor, Coach Allen, on March 12, 1966, with his 747th victory against Dayton in the Mideast Regional. He achieved the top ranking when he passed Western Kentucky's E.A. Diddle with victory No. 760 on Feb. 18, 1967, at Mississippi State.

He finished with 876 wins when he retired in 1972, a mark that stood for 25 years until North Carolina's Dean Smith moved ahead in 1997.

Among the many UK victories were four NCAA titles (1948, '49, '51 and '58), one Olympic gold medal (1948), one NIT championship (1946), 27 Southeastern Conference titles, and his Wildcats were voted No. 1 in the final polls on six different occasions.

Rupp coached some of America's best – Sale, Beard, Groza, Hagan, Ramsey, Cox, Hatton, Nash, Riley and Issel. Twenty-six of his Cats were voted All-Americans (as recognized by the NCAA) 43 times.

His teams were unmatched in league play, earning a 397-75 (84.1%) record against SEC competition. In the conference tournament, Rupp's Wildcats were 57-6, winning 13 titles in 19 appearances.

Before the end of his 42-year career, the three-time National Coach of the Year was inducted into the Naismith Memorial Basketball Hall of Fame in 1969. Rupp also earned SEC Coach of the Year honors on seven occasions.

*does not count the 1952-53 season in which the Wildcats were under NCAA suspension and did not play an official schedule


JOE B. HALL

UK Record: 297-100 (74.8%), 13 seasons | 1973-85
Alma Mater (Year): Kentucky (1955)
Hometown: Cynthiana, Ky.
Born: Nov. 30, 1928 | **Died:** Jan. 15, 2022 (age 93)

Joe B. Hall, who grew up just 30 minutes north of the University of Kentucky campus in Cynthiana, had the unenviable task of following the legendary Adolph Rupp, who was forced to retire at age 70. But Hall, the former Rupp assistant, met the challenge head on, coaching three teams to the Final Four (1975, '78 and '84) and winning the 1978 NCAA championship, the school's fifth title and first in 20 seasons.

Hall began his association with Kentucky as a student-athlete during the "Fabulous Five era." He played one year of junior varsity and one year of varsity basketball before transferring to the University of the South in Sewanee, Tennessee, where he finished his eligibility and set a single-game scoring record. Following his college career, Hall toured Europe with the Harlem Globetrotters in 1951, but later returned to UK and completed his degree requirements.

His coaching career began at Shepherdsville (Ky.) High School in 1956. It continued on to Regis College in Denver, where he spent five years (57-50 record), and Central Missouri State, where he recorded a 19-6 mark in one season before returning to UK as an assistant to Rupp on July 1, 1965.

As the UK head coach, Hall won national coach of the year honors in 1978 and four Southeastern Conference Coach of the Year awards. He had seven players win All-America honors 11 times.

Hall's squads recorded a 172-62 (73.5%) record versus SEC competition during the regular season, winning eight SEC titles in 13 seasons and one league tournament championship in six tries.

While Coach Rupp witnessed 44 of his players drafted by the NBA, Hall saw 24 players drafted during his 13-year tenure, five in the first round.


RICK PITINO

UK Record: 219-50 (81.4%), 8 seasons | 1990-97
Alma Mater (Year): Massachusetts (1974)
Hometown: New York
Born: Sept. 18, 1952

Promising to win right away, the 36-year-old coach from the New York Knicks accepted the challenge of rebuilding the Kentucky basketball dynasty. Pitino came to UK with impressive credentials, having rebuilt Boston U., Providence and the Knicks. His first UK team, "Pitino's Bombinos," shocked the college basketball world by defeating Shaquille O'Neal, Chris Jackson and the No. 9-ranked LSU Tigers in Lexington en route to a surprising 14-14 record in 1989-90.

It was a glimpse into the future. The following year, UK finished with the best record in the Southeastern Conference. Then in 1992, fresh off NCAA probation, the "Unforgettables" took eventual national champion Duke into overtime of the East Regional final before falling 104-103 in what many have labeled "the greatest college basketball game ever played."

In 1993, with Jamal Mashburn leading the charge, UK advanced to the Final Four for the first time in nine years, losing to Michigan in overtime. After an Elite Eight finish in '95, Pitino's squad became the team to beat in '96. Highlights included a second straight league championship, a 27-game win streak, a top-three ranking nearly the entire season, and the crowning jewel, the school's sixth NCAA title.

After UK lost four players to the NBA Draft, Pitino's task of defending the national championship became more difficult after star guard Derek Anderson severely injured his knee during the '97 season. But the Cats wouldn't fold, rolling to the title game before losing to Arizona in overtime.

Along the way, Pitino won five of six SEC Tournament championships, two ECAC Holiday Classics, the Maui Invitational and the Great Alaska Shootout. He had a 104-28 record versus SEC teams in the regular season, winning two league crowns, and an amazing 17-1 record in the SEC Tournament.

Pitino coached three All-Americans and 12 All-SEC performers. The NBA drafted eight of his Wildcats, six in the first round. He was a two-time National Coach of the Year and a three-time SEC Coach of the Year.

Following the national runner-up trophy in 1997, the former point guard at UMass left UK for the challenge of rebuilding the NBA's Boston Celtics.

He currently coaches at St. John's.


ORLANDO "TUBBY" SMITH

UK Record: 263-83 (76.0%), 10 seasons | 1998-2007
Alma Mater (Year): High Point (N.C.) (1973)
Hometown: Scotland, Md.
Born: June 30, 1951

As Kentucky made its run to the NCAA's 2005 Elite Eight, national media members began to notice unusual traits about Tubby Smith's latest group of Wildcats. For instance, no player scored 15 or more points a game. No one averaged eight rebounds. As many as 13 players routinely saw action, often in the first half alone.

This team was selfless and versatile, yet extremely competitive, just like its coach, Orlando "Tubby" Smith.

In his 10 seasons in the Bluegrass, Smith won with McDonald's All-Americans and with unheralded prep talent. He won with future NBA stars and with walk-ons from within the Commonwealth. He won with experience and with new players.

In a nutshell, he won.

Smith took over as the head coach for the 1997-98 season and guided Kentucky to one national championship, five Southeastern Conference crowns and five SEC Tournament titles, with six Sweet 16 finishes in his 10 seasons. At the time, he totaled 100 wins quicker than any other Wildcat coach except Hall of Famer Adolph Rupp, reaching the plateau in 130 games. He won 76% of his games despite playing a schedule that annually ranked among the nation's best.

In NCAA Tournament play, Smith finished his career at UK with the sixth-best winning percentage (69%) among active coaches, trailing Duke's Mike Krzyzewski and Michigan State's Tom Izzo, among others, with a sterling 29-13 record (which included his previous stops at Tulsa and Georgia).

Even more impressive, Smith averaged nearly 26 wins per season at Kentucky. In the SEC Tournament, he was 20-5 at UK, and he won a league championship (regular season or tournament) seven times in his 10 years as head coach.

Smith was a three-time national coach of the year at Kentucky and was named SEC Coach of the Year in three different seasons.



JOHN CALIPARI

UK Record: 387-113 (77.4%), 14 seasons | 2010-Pres.
Alma Mater (Year): Clarion (1982)
Hometown: Moon Township, Pa.
Born: Feb. 10, 1959

Kentucky head coach John Calipari reached the mountaintop in his third year in Lexington, guiding Kentucky to its eighth national championship and 15th Final Four. In doing so, he claimed his first national championship and his fourth appearance in the Final Four. He is one of only two coaches to lead three different schools to a Final Four (UMass-1996; Memphis-2008; Kentucky-2011, '12, '14, '15).

The Wildcats rode the trademark hard-nosed Calipari defense to the title, finishing the season with the nation's top-ranked team in field-goal percentage defense and blocked shots.

Kentucky lost three members of its 2011 Final Four team (two to the draft, one to graduation), but Calipari re-loaded with the nation's top-ranked recruiting class for the third straight season. Included in the class were eventual National Player of the Year Anthony Davis and All-American Michael Kidd-Gilchrist.

En route to the national championship, Calipari guided the Wildcats to an NCAA-record-tying 38 wins, a perfect 16-0 mark in the Southeastern Conference, the school's 45th SEC championship and extended his winning streak in Rupp Arena to 51 straight games.

Prior to guiding Kentucky to its eighth championship, Calipari quickly returned the greatest tradition in all of college basketball to its rightful spot.

Calipari directed the 2015 squad to a 38-0 start, the best-ever in college basketball. He has directed teams to more Final Fours (four), more Elite Eights (seven), more Sweet 16s (eights) and more NCAA Tournament wins (32) than any other coach in his 14 seasons at Kentucky. The Wildcats have claimed six regular-season SEC titles and six tournament titles.

Furthermore, 47 players have been drafted to the NBA with 35 going in the draft's opening round under his direction at Kentucky.

All 29 players who have been eligible to graduate by the end of their senior years have received their degrees, including six players who have graduated in just three years.

COACHING SUMMARY

| YEARS | NAME | TENURE | WON | LOST | PCT. | BEST SEASON |
|--------------|-----------------------------|--------|------|------|-------|---------------|
| 1903-09 | W.W.H. Mustaine and Others | 7 | 21 | 35 | .375 | |
| 1910 | E.R. Sweetland & R.E. Spahr | 1 | 4 | 8 | .333 | |
| 1911 | H.J. Iddings | 1 | 5 | 6 | .454 | 5-6 in 1911 |
| 1912 | E.R. Sweetland | 1 | 9 | 0 | 1.000 | 9-0 in 1912 |
| 1913 | J.J. Tigert | 1 | 5 | 3 | .625 | 5-3 in 1913 |
| 1914-15 | Alpha Brumage | 2 | 19 | 7 | .731 | 12-2 in 1914 |
| 1916 | James Park | 1 | 8 | 6 | .571 | 8-6 in 1916 |
| 1917 | W.P. Tuttle | 1 | 4 | 6 | .400 | 4-6 in 1917 |
| 1918 | S.A. Boles | 1 | 9 | •2-1 | .792 | 9-2-1 in 1918 |
| 1919 | Andrew Gill | 1 | 6 | 8 | .428 | 6-8 in 1919 |
| 1920-24 | George Buchheit | 5 | 44 | 27 | .619 | 13-1 in 1921 |
| 1925 | C.O. Applegan | 1 | 13 | 8 | .619 | 13-8 in 1925 |
| 1926 | Ray Eklund | 1 | 15 | 3 | .833 | 15-3 in 1926 |
| 1927 | Basil Hayden | 1 | 3 | 13 | .187 | 3-13 in 1927 |
| 1929-30 | John Mauer | 3 | 40 | 14 | .740 | 16-3 in 1930 |
| 1931-72 | Adolph Rupp | +42 | 876 | 190 | .822 | 25-0 in 1954 |
| 1973-85 | Joe B. Hall | 13 | 297 | 100 | .748 | 30-2 in 1978 |
| 1986-89 | Eddie Sutton | 4 | # 88 | 39 | .693 | 32-4 in 1986 |
| 1990-97 | Rick Pitino | 8 | 219 | 50 | .814 | 34-2 in 1996 |
| 1998-07 | Orlando "Tubby" Smith | 10 | 263 | 83 | .760 | 35-4 in 1998 |
| 2008-09 | Billy Gillispie | 2 | 40 | 27 | .597 | 22-14 in 2009 |
| 2010-present | John Calipari | 14 | 387 | 113 | .774 | 38-1 in 2015 |

22 Coaches In 120 Seasons

Games Won—2,375, Lost—742, Tied—1

- Unique tie game resulted from scorer's error discovered after game
- + No schedule played in 1953 — Rupp's record for 41 seasons. Five wins in 1966 International Universities Tournament in Israel not included in team totals
- « Basketball at UK reportedly started when W.W.H. Mustaine called together some students, took up a collection totaling \$3 for a ball and told them to start playing. There was no official coach from 1903 until 1910. Managers ran the team
- # Three games from 1988 NCAA Tournament vacated by decree of NCAA

KENTUCKY IN THE AP TOP 25

| YEAR | PS | 1 | 2 | 3 | 4 | 5 | 6 | 7 | 8 | 9 | 10 | 11 | 12 | 13 | 14 | 15 | 16 | 17 | 18 | 19 | *DATES |
|---------|----|--------------------|----|----|----|----|----|----|----|----|----|----|----|----|-----|----|----|----|----|----|------------|
| 1948-49 | | 2 | 2 | 1 | 1 | 1 | 1 | 1 | 1 | 1 | 1 | 1 | 2 | 1 | 1 | 1 | 1 | | | | 1/20-3/8 |
| 1949-50 | | 2 | 2 | 5 | 4 | 6 | 7 | 5 | 5 | 4 | 3 | | | | | | | | | | 1/5-3/7 |
| 1950-51 | | 1 | 1 | 3 | 3 | 2 | 1 | 1 | 1 | 1 | 1 | 1 | 1 | 1 | | | | | | | 12/19-3/7 |
| 1951-52 | | 1 | 2 | 1 | 4 | 3 | 3 | 3 | 1 | 1 | 1 | 1 | 1 | 1 | | | | | | | 12/11-3/4 |
| 1952-53 | | % - Not Applicable | | | | | | | | | | | | | | | | | | | |
| 1953-54 | | 2 | 2 | 2 | 1 | 1 | 1 | 1 | 1 | 1 | 1 | 2 | 2 | 1 | 1 | 1 | 1 | | | | 12/8-3/23 |
| 1954-55 | | 2 | 2 | 1 | 1 | 1 | 1 | 1 | 1 | 1 | 2 | 2 | 2 | 2 | 2 | | | | | | 12/7-3/8 |
| 1955-56 | | 2 | 12 | 9 | 13 | 6 | 5 | 4 | 3 | 8 | 7 | 7 | 8 | 12 | 9 | | | | | | 12/6-3/6 |
| 1956-57 | | 3 | 7 | 3 | 3 | 3 | 4 | 5 | 4 | 3 | 3 | 3 | 3 | 3 | 3 | | | | | | 12/11-3/12 |
| 1957-58 | | 3 | 5 | 9 | 10 | 9 | 9 | 9 | 8 | 12 | 12 | 13 | 12 | 9 | 9 | | | | | | 12/10-3/11 |
| 1958-59 | | 2 | 2 | 1 | 1 | 1 | 2 | 1 | 1 | 1 | 1 | 3 | 1 | 1 | 2 | | | | | | 12/9-3/9 |
| 1959-60 | | 13 | 13 | - | 17 | 16 | 15 | - | - | - | - | - | - | - | - | | | | | | 12/12-3/8 |
| 1960-61 | | 20 | - | 19 | - | - | - | - | - | - | - | - | - | - | - | | | | | | 12/13-3/7 |
| 1961-62 | | - | 6 | 3 | 3 | 2 | 2 | 2 | 2 | 2 | 3 | 4 | 4 | 3 | | | | | | | 12/19-3/13 |
| 1962-63 | | 3 | 9 | - | 9 | 5 | 6 | - | - | - | - | - | - | - | - | | | | | | 12/4-3/12 |
| 1963-64 | | 9 | 5 | 2 | 2 | 1 | 2 | 4 | 5 | 4 | 3 | 3 | 2 | 3 | 4 | | | | | | 12/10-3/10 |
| 1964-65 | | 11 | 9 | 8 | - | - | - | - | - | - | - | - | - | - | - | | | | | | 12/8-3/9 |
| 1965-66 | | - | - | - | 10 | 5 | 2 | 2 | 2 | 2 | 1 | 1 | 1 | 1 | 1 | | | | | | 12/7-3/8 |
| 1966-67 | | 3 | 3 | 4 | - | - | - | - | - | - | - | - | - | - | - | | | | | | 12/6-3/7 |
| 1967-68 | | - | 9 | 4 | 7 | 6 | 5 | 4 | 8 | 9 | 10 | 8 | 8 | 5 | 4 | 5 | | | | | 12/5-3/12 |
| 1968-69 | | 3 | 3 | 4 | 4 | 4 | 3 | 7 | 5 | 5 | 4 | 4 | 6 | 6 | 7 | | | | | | 12/3-3/4 |
| 1969-70 | | 2 | 1 | 1 | 1 | 2 | 2 | 2 | 2 | 3 | 3 | 2 | 1 | 2 | 1 | | | | | | 12/9-3/10 |
| 1970-71 | | 3 | 5 | 3 | 7 | 8 | 11 | 10 | 11 | 8 | 8 | 12 | 10 | 8 | 8 | 8 | | | | | 12/8-3/16 |
| 1971-72 | | 10 | 7 | 7 | 11 | 12 | 19 | 15 | - | - | - | 17 | 18 | - | 18 | | | | | | 12/7-3/14 |
| 1972-73 | | 13 | 8 | - | - | - | - | - | - | - | - | - | - | - | t19 | 17 | | | | | 12/5-3/13 |
| 1973-74 | | 10 | 10 | - | - | - | - | - | - | - | - | - | - | - | - | | | | | | 12/4-3/27 |
| 1974-75 | | 16 | 15 | - | 20 | 17 | 9 | 7 | 10 | 11 | 5 | 4 | 7 | 4 | 6 | 6 | 5 | 2 | 2 | | 12/3-4/2 |
| 1975-76 | | 6 | 7 | 14 | 20 | 18 | - | - | - | - | - | - | - | - | - | | | | | | 12/2-3/16 |
| 1976-77 | | 6 | 4 | 3 | 7 | 6 | 3 | 2 | 6 | 3 | 3 | 2 | 2 | 2 | 6 | 3 | | | | | 11/30-3/15 |

| YEAR | PS | 1 | 2 | 3 | 4 | 5 | 6 | 7 | 8 | 9 | 10 | 11 | 12 | 13 | 14 | 15 | 16 | 17 | 18 | 19 | *DATES |
|---------|----|----|----|----|----|----|----|----|----|----|----|----|----|----|----|----|----|----|----|----|------------|
| 1977-78 | 2 | 1 | 1 | 1 | 1u | 1u | 1u | 1u | 1u | 1 | 1 | 1 | 3 | 2 | 1 | 1 | 1 | - | - | - | 11/29-3/13 |
| 1978-79 | 11 | 10 | 10 | 6 | 11 | 13 | 9 | 17 | - | - | - | - | - | - | - | - | - | - | - | - | 11/28-3/13 |
| 1979-80 | 2 | 5 | 5 | 3 | 2 | 2 | 4 | 6 | 5 | 3 | 6 | 5 | 3 | 2 | 4 | - | - | - | - | - | 12/4-3/4 |
| 1980-81 | 1 | 2 | 2 | 2 | 2 | 5 | 4 | 3 | 6 | 7 | 6 | 11 | 10 | 9 | 7 | 8 | - | - | - | - | 12/2-3/10 |
| 1981-82 | 3 | 2 | 2 | 2 | 2 | 4 | 3 | 6 | 9 | 7 | 9 | 12 | 10 | 7 | 15 | 15 | - | - | - | - | 12/1-3/9 |
| 1982-83 | 4 | 3 | 2 | 2 | 2 | 3 | 2 | 3 | 6 | 11 | 10 | 15 | 13 | 11 | 10 | 7 | 10 | 12 | - | - | 11/30-3/15 |
| 1983-84 | 2 | 1 | 2 | 2 | 2 | 2 | 2 | 2 | 3 | 3 | 3 | 6 | 6 | 4 | 3 | 3 | 3 | 3 | - | - | 11/29-3/13 |
| 1984-85 | 18 | - | - | - | - | - | - | - | - | - | - | - | - | - | - | - | - | - | - | - | 11/27-3/12 |
| 1985-86 | 11 | 10 | 9 | 9 | 13 | 13 | 12 | 11 | 11 | 11 | 8 | 12 | 11 | 8 | 5 | 3 | 3 | 3 | - | - | 11/26-3/11 |
| 1986-87 | 11 | 13 | 19 | 18 | 18 | 11 | 9 | - | - | - | - | - | - | - | - | - | - | - | - | - | 12/2-3/10 |
| 1987-88 | 5 | 2 | 1 | 1 | 2 | 2 | 1 | 5 | 4 | 9 | 10 | 10 | 9 | 12 | 8 | 6 | 6 | 6 | - | - | 12/1-3/15 |
| 1988-89 | - | - | - | - | - | - | - | - | - | - | - | - | - | - | - | - | - | - | - | - | 11/22-3/14 |
| 1989-90 | - | - | - | - | - | - | - | - | - | - | - | - | - | - | - | - | - | - | - | - | 11/22-3/14 |
| 1990-91 | - | - | 25 | 18 | 18 | 18 | 16 | 11 | 9 | 8 | 10 | 10 | 16 | 12 | 13 | 10 | 9 | - | - | - | 11/27-3/12 |
| 1991-92 | 4 | 13 | 14 | 9 | 8 | 17 | 17 | 15 | 10 | 8 | 14 | 19 | 19 | 13 | 11 | 10 | 9 | 6 | - | - | 11/25-3/16 |
| 1992-93 | 5 | 5 | 5 | 3 | 3 | 3 | 3 | 2 | 1 | 4 | 4 | 2 | 2 | 2 | 2 | 5 | 4 | 2 | - | - | 11/23-3/15 |
| 1993-94 | 2 | 2 | 1 | 6 | 5 | 5 | 5 | 4 | 8 | 7 | 9 | 7 | 4 | 11 | 7 | 7 | 10 | 7 | - | - | 11/22-3/14 |
| 1994-95 | 4 | 4 | 3 | 7 | 6 | 5 | 5 | 8 | 7 | 5 | 5 | 6 | 5 | 4 | 6 | 5 | 3 | 2 | - | - | 11/21-3/13 |
| 1995-96 | 1 | 1 | 1 | 5 | 5 | 4 | 2 | 2 | 2 | 2 | 2 | 2 | 2 | 2 | 2 | 1 | 1 | 2 | - | - | 11/20-3/12 |
| 1996-97 | 3 | 8 | 8 | 6 | 3 | 3 | 3 | 3 | 3 | 5 | 3 | 3 | 3 | 4 | 3 | 6 | 5 | 5 | - | - | 11/19-3/11 |
| 1997-98 | 8 | 9 | 8 | 7 | 4 | 4 | 4 | 4 | 6 | 6 | 7 | 7 | 8 | 7 | 8 | 7 | 7 | 5 | - | - | 11/18-3/10 |
| 1998-99 | 4 | 4 | 4 | 8 | 5 | 3 | 3 | 7 | 6 | 6 | 7 | 6 | 5 | 8 | 6 | 13 | 14 | 8 | - | - | 11/15-3/8 |
| 1999-00 | 14 | 14 | 11 | 13 | 23 | - | - | - | 25 | 20 | 18 | 16 | 14 | 11 | 19 | 18 | 22 | 16 | 19 | - | 11/15-3/13 |
| 2000-01 | 12 | 20 | 22 | - | - | - | - | - | - | - | - | - | - | - | 22 | 13 | 15 | 15 | 9 | - | 11/13-3/12 |
| 2001-02 | 4 | - | 10 | 13 | 11 | 9 | 7 | 6 | 6 | 8 | 12 | 8 | 10 | 7 | 10 | 12 | 11 | 12 | 16 | - | 11/12-3/11 |
| 2002-03 | 17 | 17 | 15 | 18 | 12 | 18 | 14 | 20 | 18 | 16 | 8 | 7 | 6 | 3 | 2 | 2 | 2 | 2 | 1 | - | 11/18-3/17 |
| 2003-04 | 11 | 10 | 10 | 9 | 8 | 2 | 2 | 8 | 7 | 5 | 9 | 5 | 9 | 8 | 9 | 9 | 8 | 2 | - | - | 11/17-3/15 |
| 2004-05 | 9 | 9 | 8 | 8 | 10 | 9 | 8 | 8 | 8 | 9 | 8 | 7 | 6 | 5 | 3 | 5 | 3 | 4 | 7 | - | 11/15-3/14 |
| 2005-06 | 9 | 8 | 7 | 10 | 15 | 23 | 19 | 18 | 19 | - | - | - | - | - | - | - | - | - | - | - | 11/14-3/13 |
| 2006-07 | 22 | 22 | 20 | - | - | - | - | - | - | - | 25 | - | - | 20 | 20 | - | - | - | - | - | 11/13-3/12 |
| 2007-08 | 20 | - | - | - | - | - | - | - | - | - | - | - | - | - | - | - | - | - | - | - | 11/05-3/31 |
| 2008-09 | - | - | - | - | - | - | - | - | - | - | 24 | - | - | - | - | - | - | - | - | - | 11/17-3/16 |

| YEAR | PS | 1 | 2 | 3 | 4 | 5 | 6 | 7 | 8 | 9 | 10 | 11 | 12 | 13 | 14 | 15 | 16 | 17 | 18 | 19 | *DATES |
|---------|----|----|----|----|----|----|----|----|----|----|----|----|----|----|----|----|----|----|----|----|------------|
| 2009-10 | 4 | 4 | 5 | 5 | 4 | 3 | 3 | 3 | 3 | 2 | 2 | 1u | 4 | 3 | 2 | 2 | 3 | 2 | 2 | - | 11/16-3/15 |
| 2010-11 | 11 | 12 | 8 | 10 | 17 | 17 | 13 | 11 | 10 | 13 | 12 | 14 | 10 | 18 | 22 | 22 | 20 | 15 | 11 | - | 11/15-3/14 |
| 2011-12 | 2 | 2 | 2 | 1 | 1 | 3 | 3 | 3 | 2 | 2 | 2 | 1 | 1 | 1 | 1 | 1 | 1 | 1 | 1 | - | 11/14-3/13 |
| 2012-13 | 3 | 3 | 8 | 8 | - | - | - | - | - | - | - | - | - | - | 25 | - | - | - | - | - | 11/5-3/18 |
| 2013-14 | 1 | 1 | 4 | 3 | 3 | 11 | 19 | 18 | 15 | 14 | 13 | 14 | 11 | 18 | 14 | 18 | 17 | 25 | - | - | 11/4-3/17 |
| 2014-15 | 1 | 1 | 1 | 1 | 1u | 1u | 1u | 1u | 1u | 1 | 1 | 1 | 1u | 1u | 1u | 1u | 1u | 1u | 1u | - | 11/10-3/16 |
| 2015-16 | 2 | 2 | 1 | 1 | 5 | 4 | 12 | 10 | 9 | 14 | 23 | 20 | 20 | 22 | 14 | 16 | 22 | 16 | 10 | - | 11/2-3/14 |
| 2016-17 | 2 | 2 | 1 | 1 | 6 | 6 | 6 | 8 | 6 | 6 | 5 | 4 | 8 | 15 | 13 | 11 | 9 | 8 | 5 | - | 11/7-3/13 |
| 2017-18 | 5 | 7 | 8 | 7 | 8 | 8 | 7 | 16 | 17 | 21 | 18 | - | 21 | 24 | - | - | 23 | - | 18 | - | 11/1-3/12 |
| 2018-19 | 2 | 10 | 10 | 10 | 9 | 19 | 19 | 16 | 13 | 18 | 12 | 8 | 7 | 5 | 5 | 4 | 4 | 6 | 4 | 7 | 10/22-3/18 |
| 2019-20 | 2 | 1 | 9 | 9 | 8 | 8 | 6 | 19 | 17 | 14 | 10 | 15 | 13 | 15 | 12 | 10 | 8 | 6 | 8 | 8 | 10/21-3/18 |
| 2020-21 | 10 | 20 | - | - | - | - | - | - | - | - | - | - | - | - | - | - | - | - | - | - | 11/12-3/15 |
| 2021-22 | 10 | 10 | 13 | 10 | 9 | 10 | 21 | 20 | 18 | 17 | 18 | 12 | 12 | 5 | 5 | 4 | 6 | 7 | 5 | 7 | 11/15-3/14 |
| 2022-23 | 4 | 4 | 4 | 15 | 19 | 16 | 13 | 19 | 19 | - | - | - | - | - | - | - | - | 23 | 23 | - | 11/14-3/13 |

Note: AP polls were ranked 1-20 until 1985-90, when they were changed to the top 25. Release dates and the number of weekly rankings per season varied from year-to-year.
 * Dates do not include preseason rankings • PS - Preseason rankings (started in 1962); % - UK was suspended from play by the NCAA; u - Unanimous

KENTUCKY IN THE COACHES POLL

| YEAR | PS | 1 | 2 | 3 | 4 | 5 | 6 | 7 | 8 | 9 | 10 | 11 | 12 | 13 | 14 | 15 | 16 | 17 | 18 | 19 | 20 | *DATES |
|---------|--------------------|----|----|----|----|----|----|----|----|----|----|----|----|----|----|----|----|----|----|----|----|------------|
| 1950-51 | 3 | 1 | 1 | 1 | 2 | 3 | 2 | 1 | 1 | 1 | 1 | 1 | 1 | 2 | | | | | | | | 12/12-3/6 |
| 1951-52 | 1 | 1 | 3 | 2 | 2 | 3 | 3 | 3 | 2 | 1 | 1 | 1 | 1 | 1 | 1 | | | | | | | 12/6-3/11 |
| 1952-53 | % - Not Applicable | | | | | | | | | | | | | | | | | | | | | |
| 1953-54 | 2 | 2 | 2 | 1 | 1 | 1 | 1 | 1 | 1 | 1 | 3 | 2 | 3 | 1 | 2 | | | | | | | 12/15-3/9 |
| 1954-55 | 2 | 4 | 2 | 3 | 1 | 1 | 1 | 1 | 1 | 1 | 1 | 2 | 2 | 2 | 2 | | | | | | | 12/7-3/8 |
| 1955-56 | 2 | 2 | 12 | 9 | 12 | 6 | 4 | 5 | 4 | 9 | 7 | 7 | 10 | 13 | 12 | | | | | | | 12/6-3/6 |
| 1956-57 | 14 | 7 | 7 | 3 | 3 | 3 | 3 | 3 | 3 | 3 | 3 | 3 | 3 | 3 | 3 | | | | | | | 12/11-3/12 |
| 1957-58 | 3 | 6 | 11 | 15 | 13 | 12 | 10 | 12 | 10 | 12 | 10 | 16 | 15 | 14 | 14 | | | | | | | 12/10-3/22 |
| 1958-59 | 4 | 3 | 3 | 2 | 2 | 1 | 1 | 1 | 1 | 1 | 1 | 3 | 1 | 2 | 2 | | | | | | | 12/9-3/9 |
| 1959-60 | 6 | 13 | 12 | 14 | 20 | 18 | 15 | 14 | 16 | 14 | 15 | 20 | - | - | - | | | | | | | 12/8-3/8 |
| 1960-61 | - | - | - | - | - | - | - | - | - | - | - | 18 | 17 | 18 | | | | | | | | 12/5-3/4 |
| 1961-62 | - | 14 | 6 | 5 | 4 | 3 | 3 | 3 | 3 | 3 | 3 | 4 | 4 | 3 | | | | | | | | 12/12-3/13 |
| 1962-63 | 3 | 14 | 15 | 12 | 8 | 7 | 15 | 17 | - | - | - | - | - | - | - | | | | | | | 12/4-3/12 |
| 1963-64 | 11 | 7 | 3 | 3 | 1 | 2 | 3 | 3 | 3 | 3 | 2 | 3 | 2 | 2 | 3 | | | | | | | 12/10-3/10 |
| 1964-65 | 15 | 10 | 9 | 16 | 19 | 18 | 18 | - | - | - | - | - | - | - | - | | | | | | | 12/8-3/9 |
| 1965-66 | - | 13 | 13 | 9 | 5 | 2 | 2 | 2 | 2 | 2 | 1 | 1 | 1 | 1 | 1 | | | | | | | 12/7-3/8 |
| 1966-67 | 3 | 3 | 4 | - | 18 | - | - | - | - | - | - | - | - | - | - | | | | | | | 12/7-3/8 |
| 1967-68 | - | 13 | 6 | 8 | 7 | 5 | 4 | 7 | 9 | 9 | 8 | 8 | 5 | 5 | 5 | 5 | | | | | | 12/5-3/12 |
| 1968-69 | 3 | 4 | 5 | 4 | 4 | 7 | 6 | 5 | 5 | 4 | 4 | 6 | 6 | 7 | 5 | | | | | | | 12/3-3/11 |
| 1969-70 | 3 | 1 | 1 | 1 | 1 | 2 | 2 | 2 | 2 | 3 | 3 | 2 | 2 | 2 | 1 | | | | | | | 12/9-3/10 |
| 1970-71 | 4 | 3 | 4 | 7 | 7 | 8 | 9 | 17 | 13 | 10 | 8 | 14 | 12 | 10 | 9 | 8 | | | | | | 12/8-3/16 |
| 1971-72 | 10 | 6 | 11 | 14 | 15 | 15 | 18 | - | - | - | 14 | 18 | 15 | - | - | 14 | | | | | | 12/8-3/16 |
| 1972-73 | 7 | 9 | - | - | - | - | - | - | - | - | - | - | - | - | - | 15 | | | | | | 12/5-3/13 |
| 1973-74 | - | - | - | - | - | - | - | - | - | - | - | - | - | - | - | - | | | | | | 12/11-3/12 |
| 1974-75 | - | 20 | 15 | 9 | 9 | 10 | 10 | 10 | 7 | 5 | 5 | 8 | 5 | 6 | 4 | | | | | | | 12/10-3/11 |
| 1975-76 | 16 | - | 18 | - | 19 | - | - | - | - | - | - | - | - | - | - | | | | | | | 12/9-3/9 |
| 1976-77 | 6 | 5 | 3 | 7 | 7 | 2 | 3 | 7 | 7 | 6 | 5 | 2 | 2 | 2 | 5 | | | | | | | 12/7-3/8 |
| 1977-78 | 1 | 1 | 1 | 1 | 1 | 1 | 1 | 1 | 1 | 1 | 1 | 2 | 2 | 1 | 1 | | | | | | | 12/6-3/7 |
| 1978-79 | 14 | 6 | 12 | 15 | 8 | - | - | - | - | - | - | - | - | - | - | | | | | | | 12/12-3/6 |

| YEAR | PS | 1 | 2 | 3 | 4 | 5 | 6 | 7 | 8 | 9 | 10 | 11 | 12 | 13 | 14 | 15 | 16 | 17 | 18 | 19 | 20 | *DATES |
|-----------|----|----|----|----|----|----|----|----|----|----|----|----|----|----|----|----|----|----|----|----|----|------------|
| 1979-80 | 5 | 6 | 5 | 3 | 2 | 2 | 4 | 9 | 9 | 6 | 6 | 5 | 4 | 3 | 3 | | | | | | | 12/4-3/5 |
| 1980-81 | 1 | 1 | 1 | 1 | 3 | 3 | 4 | 6 | 5 | 6 | 11 | 10 | 9 | 8 | 8 | | | | | | | 12/9-3/10 |
| 1981-82 | 3 | 2 | 2 | 2 | 3 | 3 | 6 | 9 | 8 | 9 | 9 | 9 | 12 | 14 | | | | | | | | 12/8-3/9 |
| 1982-83 | 4 | 2 | 2 | 2 | 4 | 3 | 6 | 13 | 10 | 15 | 12 | 12 | 10 | 6 | 10 | 10 | | | | | | 12/7-3/15 |
| 1983-84 | 1 | 1 | 1 | 1 | 1 | 1 | 1 | 3 | 3 | 3 | 8 | 6 | 4 | 3 | 3 | 3 | | | | | | 12/6-3/13 |
| 1984-85 | 17 | - | - | - | - | - | - | - | - | - | - | - | - | - | - | - | | | | | | 11/27-3/12 |
| 1985-86 | 12 | 8 | 8 | 14 | 10 | 10 | 11 | 11 | 9 | 9 | 12 | 8 | 7 | 5 | 4 | 4 | | | | | | 12/3-3/11 |
| 1986-87 | 16 | 19 | 20 | 18 | 9 | 8 | - | - | - | - | - | - | - | - | - | - | | | | | | 12/2-3/10 |
| 1987-88 | 5 | 1 | 1 | 1 | 1 | 2 | 1 | 5 | 3 | 9 | 10 | 10 | 9 | 12 | 8 | 6 | 6 | | | | | 12/1-3/15 |
| 1988-89 | - | - | - | - | - | - | - | - | - | - | - | - | - | - | - | - | | | | | | 11/29-3/14 |
| 1989-90 | - | - | - | - | - | - | - | - | - | - | - | - | - | - | - | - | | | | | | 11/27-3/6 |
| 1990-91 | - | - | - | - | - | - | - | - | - | - | - | - | - | - | - | - | | | | | | 11/27-3/12 |
| 1991-92 | 8 | 15 | 17 | 9 | 9 | 16 | 16 | 11 | 11 | 8 | 14 | 17 | 18 | 12 | 12 | 9 | 11 | 9 | | | | 11/25-3/16 |
| 1992-93 | 5 | 5 | 4 | 3 | 3 | 3 | 2 | 1 | 6 | 4 | 2 | 2 | 2 | 2 | 4 | 4 | 3 | 3 | | | | 11/30-3/22 |
| 1993-94 | 2 | 1 | 6 | 6 | 5 | 5 | 5 | 4 | 7 | 6 | 7 | 7 | 5 | 10 | 7 | 8 | 12 | 8 | 13 | | | 11/22-3/21 |
| 1994-95 | 4 | 3 | 7 | 7 | 6 | 5 | 6 | 7 | 5 | 5 | 4 | 3 | 3 | 4 | 3 | 4 | 2 | 5 | | | | 11/28-3/20 |
| 1995-96 | 1 | 1 | 1 | 5 | 5 | 4 | 2 | 2 | 2 | 2 | 2 | 2 | 2 | 2 | 1 | 1 | 1 | 2 | 1 | | | 11/20-3/19 |
| 1996-97 | 4 | 8 | 5 | 3 | 3 | 3 | 3 | 3 | 4 | 4 | 3 | 3 | 4 | 3 | 3 | 5 | 4 | 2 | | | | 11/26-3/18 |
| 1997-98 | 9 | 7 | 7 | 5 | 4 | 4 | 4 | 7 | 6 | 6 | 7 | 7 | 9 | 8 | 10 | 8 | 7 | 6 | 1 | | | 11/25-3/17 |
| 1998-99 | 6 | 4 | 8 | 5 | 4 | 4 | 6 | 5 | 6 | 7 | 6 | 5 | 9 | 9 | 11 | 14 | 11 | 5 | | | | 11/24-3/16 |
| 1999-2000 | 12 | 10 | 12 | 22 | - | - | 25 | 24 | 23 | 18 | 18 | 17 | 14 | 16 | 16 | 18 | 16 | 20 | 22 | | | 11/23-3/21 |
| 2000-01 | 12 | 21 | - | - | - | - | - | - | - | - | - | - | - | 25 | 16 | 15 | 15 | 10 | 8 | | | 11/21-3/20 |
| 2001-02 | 4 | 3 | 12 | 14 | 12 | 10 | 8 | 8 | 8 | 9 | 12 | 9 | 11 | 9 | 9 | 12 | 11 | 11 | 15 | | | 11/13-3/19 |
| 2002-03 | 17 | 17 | 16 | 18 | 12 | 16 | 14 | 21 | 19 | 16 | 10 | 7 | 7 | 3 | 2 | 2 | 2 | 2 | 1 | | | 11/19-3/25 |
| 2003-04 | 9 | 9 | 3 | 2 | 1 | 1 | 6 | 5 | 5 | 8 | 5 | 9 | 8 | 9 | 9 | 8 | 4 | 8 | | | | 11/25-3/23 |
| 2004-05 | 9 | 8 | 8 | 11 | 11 | 10 | 10 | 8 | 10 | 8 | 6 | 4 | 5 | 3 | 5 | 3 | 4 | 5 | 5 | | | 11/23-3/22 |
| 2005-06 | 10 | 7 | 10 | 15 | 22 | 20 | 19 | 21 | - | - | - | - | - | - | - | - | - | - | - | | | 11/22-3/21 |
| 2006-07 | 22 | 22 | 22 | - | - | - | - | - | - | - | - | 25 | 24 | 18 | 18 | - | - | - | - | | | 11/14-3/20 |
| 2007-08 | 22 | - | - | - | - | - | - | - | - | - | - | - | - | - | - | - | - | - | - | | | 11/12-3/24 |
| 2008-09 | - | - | - | - | - | - | - | - | - | - | - | - | - | - | - | - | - | - | - | | | 11/17-3/23 |
| 2009-10 | 5 | 5 | 5 | 4 | 4 | 3 | 3 | 3 | 3 | 2 | 2 | 1 | 3 | 2 | 2 | 2 | 3 | 2 | 2 | 5 | | 11/16-3/22 |

| YEAR | PS | 1 | 2 | 3 | 4 | 5 | 6 | 7 | 8 | 9 | 10 | 11 | 12 | 13 | 14 | 15 | 16 | 17 | 18 | 19 | 20 | *DATES |
|---------|----|----|----|----|----|----|----|----|----|----|----|----|----|----|----|----|----|----|----|----|----|------------|
| 2010-11 | 10 | 13 | 9 | 11 | 16 | 14 | 12 | 12 | 11 | 15 | 12 | 16 | 11 | 18 | 22 | 22 | 23 | 16 | 10 | 3 | | 11/15-3/21 |
| 2011-12 | 2 | 2 | 1 | 1 | 3 | 3 | 3 | 3 | 2 | 2 | 2 | 1 | 1 | 1 | 1 | 1 | 1 | 1 | 1 | 1 | 1 | 11/14-3/19 |
| 2012-13 | 3 | 3 | 7 | 8 | 19 | 22 | 23 | 23 | - | - | - | - | - | - | - | - | - | - | - | - | - | 11/12-3/25 |
| 2013-14 | 1 | 1 | 5 | 4 | 4 | 10 | 21 | 18 | 16 | 16 | 12 | 14 | 11 | 14 | 13 | 16 | 15 | 24 | - | 22 | 2 | 11/11-3/24 |
| 2014-15 | 1 | 1 | 1 | 1 | 1 | 1 | 1 | 1 | 1 | 1 | 1 | 1 | 1 | 1 | 1 | 1 | 1 | 1 | 1 | 1 | 3 | 11/17-3/23 |
| 2015-16 | 1 | 2 | 1 | 1 | 4 | 4 | 11 | 11 | 8 | 13 | 19 | 19 | 19 | 21 | 14 | 14 | 19 | 16 | 13 | 16 | | 11/16-3/21 |
| 2016-17 | 4 | 2 | 1 | 1 | 1 | 7 | 7 | 5 | 8 | 6 | 6 | 5 | 4 | 6 | 12 | 11 | 10 | 9 | 8 | 5 | 5 | 11/14-3/20 |
| 2017-18 | 4 | 4 | 8 | 7 | 7 | 7 | 5 | 6 | 15 | 14 | 20 | 16 | - | 22 | 24 | - | 25 | - | 20 | 17 | | 11/20-4/2 |
| 2018-19 | 2 | 2 | 10 | 9 | 8 | 18 | 18 | 15 | 14 | 18 | 14 | 9 | 6 | 5 | 5 | 4 | 4 | 6 | 4 | 7 | | 10/25-4/9 |
| 2019-20 | 2 | 2 | 10 | 11 | 10 | 9 | 6 | 19 | 14 | 13 | 12 | 14 | 13 | 16 | 12 | 10 | 9 | 6 | 7 | 7 | | 10/24-3/16 |
| 2020-21 | 9 | 9 | - | - | - | - | - | - | - | - | - | - | - | - | - | - | - | - | - | - | - | 11/12-4/6 |
| 2021-22 | 11 | 11 | 14 | 10 | 12 | 21 | 18 | 17 | 13 | 17 | 12 | 13 | 7 | 4 | 3 | 3 | 6 | 5 | 6 | 17 | | 10/27-4/5 |
| 2022-23 | 4 | 4 | 4 | 13 | 18 | 16 | 13 | 16 | 17 | 25 | - | - | - | - | - | - | - | - | 24 | - | - | 10/17-4/4 |

KENTUCKY FINISHES IN NATIONAL RANKINGS
AP TOP-10 FINISHES

| | | |
|----|-----------------|-----------|
| 1. | Kentucky | 46 |
| 2. | Duke | 39 |
| 3. | North Carolina | 38 |
| 4. | Kansas | 33 |
| 5. | UCLA | 27 |
| 6. | Arizona | 17 |
| | Indiana | 17 |
| | Ohio State | 17 |
| 8. | Louisville | 16 |
| | Michigan | 16 |

AP NO. 1 FINISHES

| | | |
|----|-----------------|-----------|
| 1. | Kentucky | 10 |
| 2. | Duke | 8 |
| | UCLA | 8 |
| 4. | North Carolina | 6 |
| 5. | Kansas | 4 |
| | Ohio State | 4 |
| 7. | Gonzaga | 3 |
| | Indiana | 3 |
| 9. | Cincinnati | 2 |
| | DePaul | 2 |
| | Houston | 2 |
| | Michigan | 2 |
| | San Francisco | 2 |
| | UNLV | 2 |

***COACHES TOP-10 FINISHES**

| | | |
|----|-----------------|-----------|
| 1. | Kansas | 19 |
| 2. | Duke | 17 |
| 3. | Kentucky | 16 |
| 4. | North Carolina | 15 |
| 5. | Arizona | 13 |
| 6. | Michigan State | 12 |
| | UConn | 12 |
| 8. | Florida | 9 |
| | Gonzaga | 9 |
| | Louisville | 9 |

***COACHES NO. 1 FINISHES**

| | | |
|----|-----------------|----------|
| 1. | UConn | 5 |
| 2. | Kentucky | 3 |
| | Duke | 3 |
| | North Carolina | 3 |
| 5. | Florida | 2 |
| | Kansas | 2 |
| | Villanova | 2 |
| 8. | Arizona | 1 |
| | Arkansas | 1 |
| | Baylor | 1 |
| | Louisville | 1 |
| | Maryland | 1 |
| | Michigan State | 1 |
| | Syracuse | 1 |
| | UCLA | 1 |
| | Virginia | 1 |

*Final postseason poll began being released in 1994

ALL-TIME WINNINGEST TEAMS

| SCHOOL NAME | FIRST YEAR | SEASONS | WON | LOST | TIED | PCT. |
|----------------------|------------|---------|-------|-------|------|------|
| 1. Kentucky | 1903 | 120 | 2,375 | 748 | 1 | .760 |
| 2. Kansas | 1899 | 125 | 2,370 | 885 | 0 | .728 |
| 3. North Carolina | 1911 | 113 | 2,343 | 852 | 0 | .733 |
| 4. Duke | 1906 | 118 | 2,273 | 920 | 0 | .712 |
| 5. UCLA | 1920 | 104 | 1,986 | 888 | 0 | .691 |
| 6. Temple | 1895 | 127 | 1,977 | 1,135 | 0 | .635 |
| 7. Syracuse | 1901 | 122 | 1,973 | 964 | 0 | .672 |
| 8. Notre Dame | 1897 | 120 | 1,950 | 1,089 | 2 | .641 |
| 9. St. John's (N.Y.) | 1908 | 116 | 1,922 | 1,085 | 0 | .639 |
| 10. Indiana | 1901 | 123 | 1,913 | 1,102 | 0 | .634 |
| 11. Arizona | 1905 | 118 | 1,912 | 977 | 1 | .662 |
| 12. Purdue | 1897 | 124 | 1,895 | 1,075 | 0 | .638 |
| 13. Cincinnati | 1902 | 122 | 1,889 | 1,064 | 0 | .640 |
| 14. Texas | 1906 | 117 | 1,879 | 1,126 | 0 | .625 |
| 15. Illinois | 1906 | 118 | 1,878 | 1,052 | 0 | .641 |
| 16. Utah | 1909 | 115 | 1,875 | 1,067 | 0 | .637 |
| 17. Western Kentucky | 1915 | 104 | 1,872 | 973 | 0 | .658 |
| 18. BYU | 1903 | 121 | 1,869 | 1,134 | 0 | .622 |
| 19. Villanova | 1921 | 103 | 1,864 | 973 | 0 | .657 |
| 20. West Virginia | 1904 | 114 | 1,846 | 1,152 | 0 | .616 |
| 21. Washington | 1896 | 121 | 1,845 | 1,253 | 0 | .596 |
| 22. Penn | 1897 | 122 | 1,836 | 1,151 | 2 | .615 |
| 23. Michigan State | 1899 | 124 | 1,811 | 1,141 | 0 | .613 |
| 24. Princeton | 1901 | 122 | 1,806 | 1,120 | 0 | .617 |
| 25. UConn | 1901 | 120 | 1,800 | 1,012 | 0 | .640 |

ALL-TIME WINNING PERCENTAGE

| SCHOOL NAME | FIRST YEAR | SEASONS | WON | LOST | TIED | PCT. |
|-----------------------|------------|---------|-------|-------|------|------|
| 1. Kentucky | 1903 | 120 | 2,375 | 748 | 1 | .760 |
| 2. North Carolina | 1911 | 113 | 2,343 | 852 | 0 | .733 |
| 3. Kansas | 1899 | 125 | 2,370 | 885 | 0 | .728 |
| 4. Duke | 1906 | 118 | 2,273 | 920 | 0 | .712 |
| 5. UCLA | 1920 | 104 | 1,986 | 888 | 0 | .691 |
| 6. UNLV | 1959 | 65 | 1,328 | 614 | 0 | .684 |
| 7. Syracuse | 1901 | 122 | 1,973 | 964 | 0 | .672 |
| 8. Arizona | 1905 | 118 | 1,912 | 977 | 1 | .662 |
| 9. Western Kentucky | 1915 | 104 | 1,872 | 973 | 0 | .658 |
| 10. Villanova | 1921 | 103 | 1,864 | 973 | 0 | .657 |
| 11. VCU | 1971 | 53 | 1,051 | 554 | 0 | .655 |
| 12. Murray State | 1926 | 98 | 1,724 | 934 | 0 | .649 |
| 13. Norfolk State | 1954 | 69 | 1,302 | 718 | 0 | .645 |
| 14. Louisville | 1912 | 109 | 1,776 | 987 | 0 | .643 |
| 15. Arkansas | 1924 | 100 | 1,783 | 997 | 0 | .641 |
| Illinois | 1906 | 118 | 1,878 | 1,052 | 0 | .641 |
| Notre Dame | 1897 | 120 | 1,950 | 1,089 | 2 | .641 |
| 18. Cincinnati | 1902 | 122 | 1,889 | 1,064 | 0 | .640 |
| UConn | 1901 | 120 | 1,800 | 1,012 | 0 | .640 |
| 20. St. John's (N.Y.) | 1908 | 116 | 1,922 | 1,085 | 0 | .639 |
| 21. Purdue | 1897 | 124 | 1,895 | 1,075 | 0 | .638 |
| 22. Utah | 1909 | 115 | 1,875 | 1,067 | 0 | .637 |
| 23. Temple | 1895 | 127 | 1,977 | 1,135 | 0 | .635 |
| 24. Indiana | 1901 | 123 | 1,913 | 1,102 | 0 | .634 |
| Memphis | 1921 | 102 | 1,653 | 955 | 1 | .634 |

SEC ALL-TIME STANDINGS

REGULAR-SEASON GAMES ONLY 1933-2022

| Team | Yrs. | Won | Lost | Pct. | Titles |
|-----------------------|-----------|--------------|------------|-------------|-----------|
| KENTUCKY | 90 | 1,046 | 307 | .773 | 49 |
| Alabama | 90 | 840 | 639 | .568 | 9 |
| Tennessee | 90 | 788 | 599 | .568 | 10 |
| Arkansas | 32 | 284 | 249 | .533 | 2 |
| Texas A&M | 11 | 98 | 92 | .516 | 1 |
| Vanderbilt | 91 | 715 | 697 | .506 | 3 |
| LSU | 91 | 722 | 709 | .505 | 11 |
| Florida | 90 | 679 | 684 | .498 | 7 |
| Auburn | 90 | 654 | 770 | .459 | 4 |
| Mississippi State | 90 | 631 | 815 | .436 | 6 |
| Georgia | 91 | 568 | 842 | .403 | 1 |
| South Carolina | 32 | 212 | 320 | .398 | 1 |
| Ole Miss | 90 | 545 | 880 | .382 | 0 |
| Missouri [#] | 11 | 65 | 122 | .346 | 0 |

[#] Missouri's 2013-14 wins were vacated by the NCAA

FORMER MEMBERS

| | | | | | |
|--------------|----|-----|-----|------|---|
| Georgia Tech | 32 | 201 | 207 | .493 | 1 |
| Tulane | 34 | 195 | 252 | .436 | 0 |
| Sewanee | 8 | 3 | 76 | .038 | 0 |

NOTE: Sewanee withdrew after the 1940 season, Georgia Tech after the 1964 season and Tulane after the 1966 campaign. During World War II, Alabama, Auburn, Florida, Ole Miss, Mississippi State and Tennessee suspended intercollegiate basketball for the 1944 season. Kentucky did not compete for the title during the 1953, 1989 and 1990 seasons due to NCAA suspension.

SEC CHAMPIONSHIPS

| Team | Titles | Last Title |
|--------------------|-----------|-------------|
| KENTUCKY | 49 | 2020 |
| LSU | 11 | 2019 |
| Tennessee | 10 | 2018 |
| Alabama | 9 | 2023 |
| Florida | 7 | 2014 |
| Mississippi State | 6 | 2004 |
| Auburn | 4 | 2022 |
| Vanderbilt | 3 | 1993 |
| Arkansas | 2 | 1994 |
| Georgia | 1 | 1990 |
| •Georgia Tech | 1 | 1938 |
| South Carolina | 1 | 1997 |
| Texas A&M | 1 | 2016 |
| •Former SEC Member | | |

SEC TOURNAMENT CHAMPIONSHIPS

| Team | Titles | Last Title |
|--------------------|-----------|-------------|
| KENTUCKY | 31 | 2018 |
| Alabama | 8 | 2023 |
| Florida | 4 | 2014 |
| Tennessee | 5 | 2022 |
| Mississippi State | 3 | 2009 |
| Auburn | 2 | 2019 |
| Georgia | 2 | 2008 |
| Ole Miss | 2 | 2013 |
| Vanderbilt | 2 | 2012 |
| Arkansas | 1 | 2000 |
| •Georgia Tech | 1 | 1938 |
| LSU | 1 | 1980 |
| •Former SEC Member | | |

ANNUAL SEC CHAMPIONS

| YEAR | CHAMPION (SEC W-L) | TOURNAMENT CHAMP | SITE | CHAMPIONSHIP GAME RESULT |
|------|-----------------------------------|------------------|-------------------|---|
| 1933 | Kentucky (8-0) | Kentucky | Atlanta | Kentucky 46, Mississippi State 27 |
| 1934 | Alabama (13-2) | Alabama | Atlanta | Alabama 41, Florida 25 |
| 1935 | LSU (12-0), Kentucky (11-0) | No Tournament | | |
| 1936 | Tennessee (8-4) | Tennessee | Knoxville, Tenn. | Tennessee 29, Alabama 25 |
| 1937 | Kentucky (5-3) | Kentucky | •Knoxville, Tenn. | Kentucky 39, Tennessee 25 |
| 1938 | Georgia Tech (9-2) | Georgia Tech | Baton Rouge, La. | Georgia Tech 58, Ole Miss 47 |
| 1939 | Kentucky (5-2) | Kentucky | Knoxville, Tenn. | Kentucky 46, Tennessee 38 |
| 1940 | Kentucky (4-4) | Kentucky | Knoxville, Tenn. | Kentucky 51, Georgia 43 |
| 1941 | Tennessee (8-3) | Tennessee | Louisville, Ky. | Tennessee 36, Kentucky 33 |
| 1942 | Kentucky (6-2) | Kentucky | Louisville, Ky. | Kentucky 36, Alabama 34 |
| 1943 | Tennessee (6-3) | Tennessee | Louisville, Ky. | Tennessee 33, Kentucky 30 |
| 1944 | Kentucky (0-0) | Kentucky | ••Louisville, Ky. | Kentucky 62, Tulane 46 |
| 1945 | Kentucky (4-1) | Kentucky | Louisville, Ky. | Kentucky 39, Tennessee 35 |
| 1946 | Kentucky (6-0) | Kentucky | Louisville, Ky. | Kentucky 59, LSU 36 |
| 1947 | Kentucky (11-0) | Kentucky | Louisville, Ky. | Kentucky 55, Tulane 38 |
| 1948 | Kentucky (9-0) | Kentucky | Louisville, Ky. | Kentucky 54, Georgia Tech 43 |
| 1949 | Kentucky (13-0) | Kentucky | Louisville, Ky. | Kentucky 68, Tulane 52 |
| 1950 | Kentucky (11-2) | Kentucky | Louisville, Ky. | Kentucky 95, Tennessee 58 |
| 1951 | Kentucky (14-0) | Vanderbilt | Louisville, Ky. | Vanderbilt 61, Kentucky 57 |
| 1952 | Kentucky (14-0) | Kentucky | Louisville, Ky. | Kentucky 44, LSU 43 |
| 1953 | LSU (13-0) | No Tournament | | |
| 1954 | Kentucky/LSU (14-0) | No Tournament | | |
| 1955 | Kentucky (12-2) | No Tournament | | |
| 1956 | Alabama (14-0) | No Tournament | | |
| 1957 | Kentucky (12-2) | No Tournament | | |
| 1958 | Kentucky (12-2) | No Tournament | | |
| 1959 | Mississippi State (13-1) | No Tournament | | |
| 1960 | Auburn (12-2) | No Tournament | | |
| 1961 | Mississippi State (11-3) | No Tournament | | |
| 1962 | Kentucky/Mississippi State (13-1) | No Tournament | | |
| 1963 | Mississippi State (13-1) | No Tournament | | |
| 1964 | Kentucky (11-3) | No Tournament | | |
| 1965 | Vanderbilt (15-1) | No Tournament | | |
| 1966 | Kentucky (15-1) | No Tournament | | |
| 1967 | Tennessee (15-3) | No Tournament | | |
| 1968 | Kentucky (15-3) | No Tournament | | |
| 1969 | Kentucky (16-2) | No Tournament | | |
| 1970 | Kentucky (17-1) | No Tournament | | |
| 1971 | Kentucky (16-2) | No Tournament | | |
| 1972 | Kentucky/Tennessee (14-4) | No Tournament | | |
| 1973 | Kentucky (14-4) | No Tournament | | |
| 1974 | Alabama/Vanderbilt (15-3) | No Tournament | | |
| 1975 | Kentucky/Alabama (15-3) | No Tournament | | |
| 1976 | Alabama (15-3) | No Tournament | | |
| 1977 | Kentucky/Tennessee (16-2) | No Tournament | | |
| 1978 | Kentucky (16-2) | No Tournament | | |
| 1979 | LSU (14-4) | Tennessee | Birmingham, Ala. | Tennessee 75, Kentucky 69 ^{OT} |
| 1980 | Kentucky (15-3) | LSU | Birmingham, Ala. | LSU 80, Kentucky 78 |
| 1981 | LSU (17-1) | Ole Miss | Birmingham, Ala. | Ole Miss 66, Georgia 62 |
| 1982 | Kentucky/Tennessee (13-5) | Alabama | Lexington, Ky. | Alabama 48, Kentucky 46 |
| 1983 | Kentucky (13-5) | Georgia | Birmingham, Ala. | Georgia 86, Alabama 71 |
| 1984 | Kentucky (14-4) | Kentucky | Nashville, Tenn. | Kentucky 51, Auburn 49 |
| 1985 | LSU (13-5) | Auburn | Birmingham, Ala. | Auburn 53, Alabama 49 ^{OT} |
| 1986 | Kentucky (17-1) | Kentucky | Lexington, Ky. | Kentucky 83, Alabama 72 |
| 1987 | Alabama (16-2) | Alabama | Atlanta | Alabama 69, LSU 62 |
| 1988 | Vacated | Vacated | Baton Rouge, La. | Kentucky 62, Georgia 57 |
| 1989 | Florida (13-5) | Alabama | Knoxville, Tenn. | Alabama 72, Florida 60 |
| 1990 | Georgia (13-5) | Alabama | Orlando, Fla. | Alabama 70, Ole Miss 51 |
| 1991 | Mississippi State/LSU (13-5) | Alabama | Nashville, Tenn. | Alabama 88, Tennessee 64 |

| YEAR | CHAMPION (SEC W-L) | EAST CHAMP | WEST CHAMP | TOURNAMENT CHAMP | SITE | CHAMPIONSHIP GAME RESULT |
|------|-----------------------------------|---------------------------------|---------------------------------|------------------|---------------------|---|
| 1992 | Arkansas (13-3) | Kentucky (12-4) | Arkansas (13-3) | Kentucky | Birmingham, Ala. | Kentucky 80, Alabama 54 |
| 1993 | Vanderbilt (14-2) | Vanderbilt (14-2) | Arkansas (10-6) | Kentucky | Lexington, Ky. | Kentucky 82, LSU 65 |
| 1994 | Arkansas (14-2) | Kentucky/Florida (12-4) | Arkansas (14-2) | Kentucky | Memphis, Tenn. | Kentucky 73, Florida 60 |
| 1995 | Kentucky (14-2) | Kentucky (14-2) | Arkansas/Mississippi St. (12-4) | Kentucky | Atlanta | Kentucky 95, Arkansas 93 ^{OT} |
| 1996 | Kentucky (16-0) | Kentucky (16-0) | Mississippi State (10-6) | Kentucky | New Orleans | Mississippi St. 84, Kentucky 73 ^{OT} |
| 1997 | South Carolina (15-1) | South Carolina (15-1) | Ole Miss (11-5) | Kentucky | Memphis, Tenn. | Kentucky 95, Georgia 68 |
| 1998 | Kentucky (14-2) | Kentucky (14-2) | Ole Miss (12-4) | Kentucky | Atlanta | Kentucky 86, South Carolina 56 |
| 1999 | Auburn (14-2) | Tennessee (12-4) | Auburn (14-2) | Kentucky | Atlanta | Kentucky 76, Arkansas 63 |
| 2000 | Kentucky/Florida/Tenn./LSU (12-4) | Kentucky/Fla./Tenn. (12-4) | LSU (12-4) | Arkansas | Atlanta | Arkansas 75, Auburn 67 |
| 2001 | Kentucky/Florida (12-4) | Kentucky/Florida (12-4) | Ole Miss (11-5) | Kentucky | Nashville, Tenn. | Kentucky 77, Ole Miss 55 |
| 2002 | Alabama (12-4) | Kentucky/Florida (10-6) | Alabama (12-4) | Mississippi St. | Nashville, Tenn. | Mississippi State 61, Alabama 58 |
| 2003 | Kentucky (16-0) | Kentucky (16-0) | Mississippi State (9-7) | Kentucky | Atlanta | Kentucky 64, Mississippi St. 57 |
| 2004 | Mississippi State (14-2) | Kentucky (13-3) | Mississippi State (14-2) | Kentucky | Atlanta | Kentucky 89, Florida 73 |
| 2005 | Kentucky (14-2) | Kentucky (14-2) | Alabama/LSU (12-4) | Florida | Atlanta | Florida 70, Kentucky 43 |
| 2006 | LSU (14-2) | Tennessee (12-4) | LSU (14-2) | Florida | Nashville, Tenn. | Florida 49, South Carolina 57 |
| 2007 | Florida (13-3) | Florida (13-3) | Ole Miss/Mississippi St. (8-8) | Florida | Atlanta | Florida 77, Arkansas 56 |
| 2008 | Tennessee (14-2) | Tennessee (14-2) | Mississippi St. (12-4) | Georgia | Atlanta (Alexander) | Georgia 66, Arkansas 57 |
| 2009 | LSU (13-3) | Tennessee/South Carolina (10-6) | LSU (13-3) | Mississippi St. | Tampa, Fla. | Mississippi State 64, Tennessee 61 |
| 2010 | Kentucky (14-2) | Kentucky (14-2) | Mississippi State (9-7) | Kentucky | Nashville, Tenn. | Kentucky 75, Mississippi St. 74 ^{OT} |
| 2011 | Florida (13-3) | Florida (13-3) | Alabama (12-2) | Kentucky | Atlanta | Kentucky 70, Florida 54 |
| 2012 | Kentucky (16-0) | Kentucky (16-0) | Alabama (9-7) | Vanderbilt | New Orleans | Vanderbilt 71, Kentucky 64 |
| 2013 | Florida (14-4) | Florida (14-4) | Ole Miss (12-2) | Ole Miss | Nashville, Tenn. | Ole Miss 66, Florida 63 |
| 2014 | Florida (18-0) | Florida (18-0) | Florida | Florida | Atlanta | Florida 61, Kentucky 60 |
| 2015 | Kentucky (18-0) | Kentucky (18-0) | Nashville, Tenn. | Kentucky | Nashville, Tenn. | Kentucky 78, Arkansas 63 |
| 2016 | Kentucky/Texas A&M (13-5) | Kentucky/Texas A&M (13-5) | Nashville, Tenn. | Kentucky | Nashville, Tenn. | Kentucky 82, Texas A&M 77 ^{OT} |
| 2017 | Kentucky (16-2) | Kentucky (16-2) | Nashville, Tenn. | Kentucky | Nashville, Tenn. | Kentucky 82, Arkansas 65 |
| 2018 | Auburn/Tennessee (13-5) | Auburn/Tennessee (13-5) | St. Louis | Kentucky | St. Louis | Kentucky 77, Tennessee 72 |
| 2019 | LSU (16-2) | LSU (16-2) | Auburn | Auburn | Nashville, Tenn. | Auburn 84, Tennessee 64 |
| 2020 | Kentucky (15-3) | No Tournament | No Tournament | No Tournament | | |
| 2021 | Alabama (16-2) | Alabama | Alabama | Alabama | Nashville, Tenn. | Alabama 80, LSU 79 |
| 2022 | Auburn (15-3) | Tennessee | Tennessee | Tennessee | Tampa, Fla. | Tennessee 65, Texas A&M 50 |
| 2023 | Alabama (16-2) | Alabama | Alabama | Alabama | Nashville, Tenn. | Alabama 82, Texas A&M 63 |

NOTES:

- From 1933-1950 the SEC champion was determined by a tournament, except for 1935; ••Only eight teams invited to participate; Only six teams participated due to World War II
- Since 1951, when the round-robin schedule was introduced, the title has been decided by a winning percentage on the conference schedule. From 1951-1964 the round-robin schedule was 14 games; 2020 SEC Tournament games were canceled due to the COVID-19 pandemic



UK vs. SEC TOURNAMENT FIELD

| Team | All | 1st Rd | 2nd Rd | Quarters | Semis | Finals |
|-------------------|---------------|-------------|------------|--------------|-------------|--------------|
| Alabama | 17-2 | 1-0 | 0-0 | 6-1 | 7-0 | 3-1 |
| Arkansas | 9-1 | 0-0 | 0-0 | 0-1 | 5-0 | 4-0 |
| Auburn | 13-1 | 1-0 | 0-0 | 7-1 | 4-0 | 1-0 |
| Florida | 13-4 | 4-1 | 0-0 | 4-1 | 2-0 | 3-2 |
| Georgia | 12-1 | 0-0 | 0-0 | 6-1 | 3-0 | 3-0 |
| LSU | 16-2 | 0-0 | 0-0 | 5-1 | 8-0 | 3-1 |
| Ole Miss | 15-0 | 5-0 | 0-0 | 6-0 | 3-0 | 1-0 |
| Mississippi State | 8-3 | 1-0 | 0-1 | 3-1 | 1-0 | 3-1 |
| Missouri | 0-0 | 0-0 | 0-0 | 0-0 | 0-0 | 0-0 |
| South Carolina | 3-2 | 0-0 | 0-0 | 1-1 | 1-1 | 1-0 |
| Tennessee | 12-6 | 0-0 | 0-0 | 2-0 | 5-3 | 5-3 |
| Texas A&M | 1-0 | 0-0 | 0-0 | 0-0 | 0-0 | 1-0 |
| Vanderbilt | 5-6 | 1-1 | 0-0 | 4-3 | 0-0 | 0-2 |
| Former members | 11-1 | 2-0 | 0-0 | 2-1 | 3-0 | 4-0 |
| Totals | 135-29 | 15-2 | 0-1 | 46-12 | 42-4 | 32-10 |

KENTUCKY'S SEC TOURNAMENT HISTORY

| YEAR | LOCATION | OPPONENT | SCORE | W/L |
|------|-------------|------------------------|-------|-----|
| 1933 | Atlanta | Ole Miss (1st) | 49-31 | W |
| | | Florida (QF) | 48-24 | W |
| | | LSU (SF) | 51-38 | W |
| | | Mississippi State (F) | 46-27 | W |
| 1934 | Atlanta | Florida (1st) | 32-38 | L |
| 1936 | Knoxville | Mississippi State (QF) | 41-39 | W |
| | | Tennessee (SF) | 28-39 | L |
| 1937 | Knoxville | LSU (QF) | 57-37 | W |
| | | Georgia Tech (SF) | 40-30 | W |
| | | Tennessee (F) | 39-25 | W |
| 1938 | Baton Rouge | Tulane (QF) | 36-38 | L |
| 1939 | Knoxville | Ole Miss (QF) | 49-30 | W |
| | | LSU (SF) | 53-34 | W |
| | | Tennessee (F) | 46-38 | W |
| 1940 | Knoxville | Vanderbilt (QF) | 44-34 | W |
| | | Tennessee (SF) [2OT] | 30-29 | W |
| | | Georgia (F) | 51-43 | W |
| 1941 | Louisville | Ole Miss (1st) | 62-52 | W |
| | | Tulane (QF) | 59-30 | W |
| | | Alabama (SF) | 39-37 | W |
| | | Tennessee (F) | 33-36 | L |
| 1942 | Louisville | Florida (1st) | 42-36 | W |
| | | Ole Miss (QF) | 59-32 | W |
| | | Auburn (SF) | 40-31 | W |
| | | Alabama (F) | 36-34 | W |
| 1943 | Louisville | Tulane (1st) | 48-31 | W |
| | | Georgia (QF) | 59-30 | W |
| | | Mississippi State (SF) | 52-43 | W |
| | | Tennessee (F) | 30-33 | L |
| 1944 | Louisville | Georgia (QF) | 57-29 | W |
| | | LSU (SF) | 55-28 | W |
| | | Tulane (F) | 62-46 | W |
| 1945 | Louisville | Florida (1st) | 57-35 | W |
| | | LSU (QF) | 68-37 | W |
| | | Alabama (SF) | 52-41 | W |
| | | Tennessee (F) | 39-35 | W |
| 1946 | Louisville | Auburn (1st) | 69-24 | W |
| | | Florida (QF) | 69-32 | W |
| | | Alabama (SF) | 59-30 | W |
| | | LSU (F) | 59-36 | W |

| YEAR | LOCATION | OPPONENT | SCORE | W/L |
|------|------------|-------------------------|---------|-----|
| 1947 | Louisville | Vanderbilt (1st) | 98-29 | W |
| | | Auburn (QF) | 84-18 | W |
| | | Georgia Tech (SF) | 75-53 | W |
| | | Tulane (F) | 55-38 | W |
| 1948 | Louisville | Florida (1st) | 87-31 | W |
| | | LSU (QF) | 63-47 | W |
| | | Tennessee (SF) | 70-47 | W |
| | | Georgia Tech (F) | 54-43 | W |
| 1949 | Louisville | Florida (1st) | 73-36 | W |
| | | Auburn (QF) | 70-39 | W |
| | | Tennessee (SF) | 83-44 | W |
| | | Tulane (F) | 68-52 | W |
| 1950 | Louisville | Mississippi State (QF) | 56-46 | W |
| | | Georgia (SF) | 79-63 | W |
| | | Tennessee (F) | 95-58 | W |
| 1951 | Louisville | Mississippi State (1st) | 92-70 | W |
| | | Auburn (QF) | 84-54 | W |
| | | Georgia Tech (SF) | 82-56 | W |
| | | Vanderbilt (F) | 57-61 | L |
| 1952 | Louisville | Georgia Tech (1st) | 80-59 | W |
| | | Tulane (QF) | 85-61 | W |
| | | Tennessee (SF) | 81-66 | W |
| | | LSU (F) | 44-43 | W |
| 1979 | Birmingham | Ole Miss (1st) | 82-77 | W |
| | | Alabama (QF) | 101-100 | W |
| | | LSU (SF) | 80-67 | W |
| | | Tennessee (F) [OT] | 69-75 | L |
| 1980 | Birmingham | Auburn (QF) | 69-61 | W |
| | | Ole Miss (SF) | 70-67 | W |
| | | LSU (F) | 78-80 | L |
| 1981 | Birmingham | Vanderbilt (QF) | 55-60 | L |
| 1982 | Lexington | Auburn (QF) | 89-66 | W |
| | | Ole Miss (SF) | 62-58 | W |
| | | Alabama (F) | 46-48 | L |
| 1983 | Birmingham | Alabama (QF) | 64-69 | L |
| 1984 | Nashville | Georgia (QF) | 92-79 | W |
| | | Alabama (SF) | 48-46 | W |
| | | Auburn (F) | 51-49 | W |
| 1985 | Birmingham | Florida (QF) | 55-58 | L |
| 1986 | Lexington | Ole Miss (QF) | 95-69 | W |

| YEAR | LOCATION | OPPONENT | SCORE | W/L |
|------|-------------|-------------------------|---------------------|-----|
| | | LSU (SF) | 61-58 | W |
| | | Alabama (F) | 83-72 | W |
| 1987 | Atlanta | Auburn (QF) | 72-79 | L |
| 1988 | Baton Rouge | Ole Miss (QF) | 82-64 | W |
| | | LSU (SF) | 86-80 | W |
| | | Georgia (F) | 62-57 | W |
| 1989 | Knoxville | Vanderbilt (QF) | 63-77 | L |
| 1992 | Birmingham | Vanderbilt (QF) | 76-57 | W |
| | | LSU (SF) | 80-74 | W |
| | | Alabama (F) | 80-54 | W |
| 1993 | Lexington | Tennessee (QF) | 101-40 | W |
| | | Arkansas (SF) | 92-81 | W |
| | | LSU (F) | 82-65 | W |
| 1994 | Memphis | Mississippi State (QF) | 95-76 | W |
| | | Arkansas (SF) | 90-78 | W |
| | | Florida (F) | 73-60 | W |
| 1995 | Atlanta | Auburn (QF) | 93-81 | W |
| | | Florida (SF) | 86-72 | W |
| | | Arkansas (F) [OT] | 95-93 | W |
| 1996 | New Orleans | Florida (QF) | 100-76 | W |
| | | Arkansas (SF) | 95-75 | W |
| | | Mississippi State (F) | 73-84 | L |
| 1997 | Memphis | Auburn (QF) | 92-50 | W |
| | | Ole Miss (SF) | 88-70 | W |
| | | Georgia (F) | 95-68 | W |
| 1998 | Atlanta | Alabama (QF) | 82-71 | W |
| | | Arkansas (SF) | 99-74 | W |
| | | South Carolina (F) | 86-56 | W |
| 1999 | Atlanta | Ole Miss (QF) | 83-73 | W |
| | | Auburn (SF) | 69-57 | W |
| | | Arkansas (F) | 76-63 | W |
| 2000 | Atlanta | Arkansas (QF) | 72-86 | L |
| 2001 | Nashville | South Carolina (QF) | 78-65 | W |
| | | Arkansas (SF) | 87-78 | W |
| | | Ole Miss (F) | 77-55 | W |
| 2002 | Atlanta | South Carolina (QF) | 57-70 | L |
| 2003 | New Orleans | Vanderbilt (QF) | 81-63 | W |
| | | Auburn (SF) | 78-58 | W |
| | | Mississippi State (F) | 64-57 | W |
| 2004 | Atlanta | Georgia (QF) | 69-60 | W |
| | | South Carolina (SF) | 78-63 | W |
| | | Florida (F) | 89-73 | W |
| 2005 | Atlanta | Tennessee (QF) | 76-62 | W |
| | | LSU (SF) [OT] | 79-78 | W |
| | | Florida (F) | 53-70 | L |
| 2006 | Nashville | Ole Miss (1st) | 71-57 | W |
| | | Alabama (QF) | 68-61 | W |
| | | South Carolina (SF) | 61-65 | L |
| 2007 | Atlanta | Alabama (1st) | 79-67 | W |
| | | Mississippi St.(QF)[OT] | 82-84 | L |
| 2008 | Atlanta | Georgia(QF)[OT] | 60-56 | L |
| 2009 | Tampa | Mississippi (1st) | 71-58 | W |
| | | LSU (QF) | 58-67 | L |
| 2010 | Nashville | Alabama (QF) | 73-67 | W |
| | | Tennessee (SF) | 74-45 | W |
| | | Mississippi St. (F) | 75-74 ^{OT} | W |
| 2011 | Atlanta | Ole Miss (QF) | 75-66 | W |
| | | Alabama (SF) | 72-58 | W |
| | | Florida (F) | 70-54 | W |
| 2012 | New Orleans | LSU (QF) | 60-51 | W |
| | | Florida (SF) | 74-71 | W |
| | | Vanderbilt (F) | 71-64 | L |
| 2013 | Nashville | Vanderbilt (QF) | 64-48 | L |
| 2014 | Atlanta | LSU (QF) | 85-67 | W |
| | | Georgia (SF) | 70-58 | W |
| | | Florida (F) | 61-60 | L |

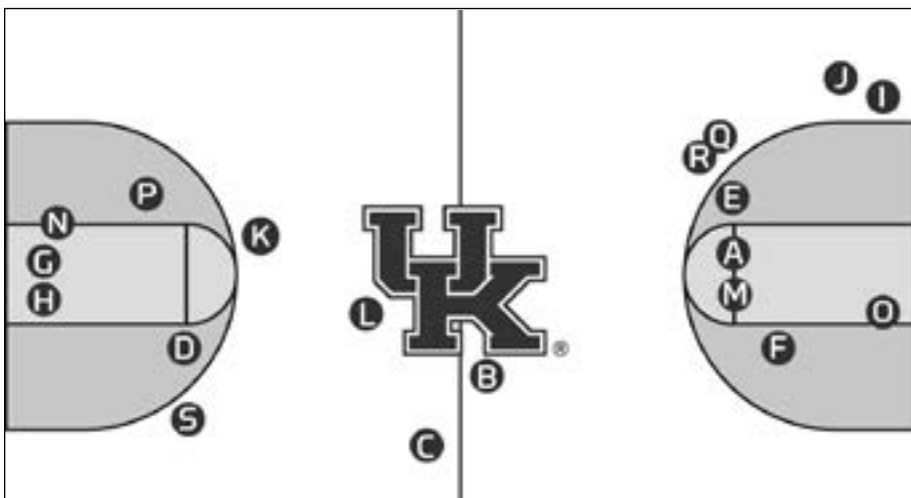
SEC TOURNAMENT RECORD

| TEAM | YRS. | WON | LOST | PCT. | TITLES |
|-----------------------|-----------|------------|-----------|-------------|-----------|
| KENTUCKY | 61 | 135 | 29 | .823 | 31 |
| Alabama | 63 | 73 | 54 | .575 | 8 |
| Tennessee | 62 | 74 | 57 | .565 | 5 |
| Missouri | 9 | 8 | 8 | .500 | 0 |
| Arkansas | 32 | 29 | 30 | .492 | 1 |
| Texas A&M | 10 | 9 | 10 | .474 | 0 |
| Florida | 57 | 46 | 53 | .465 | 4 |
| LSU | 63 | 51 | 62 | .451 | 1 |
| Georgia | 63 | 47 | 60 | .439 | 2 |
| Vanderbilt | 62 | 44 | 59 | .427 | 2 |
| South Carolina | 31 | 21 | 31 | .404 | 0 |
| Auburn | 59 | 34 | 57 | .374 | 2 |
| Mississippi State | 62 | 35 | 59 | .372 | 3 |
| Ole Miss | 61 | 33 | 58 | .363 | 2 |
| FORMER MEMBERS | | | | | |
| Georgia Tech | 19 | 14 | 18 | .438 | 1 |
| Tulane | 16 | 12 | 16 | .429 | 0 |
| Sewanee | 2 | 0 | 2 | .000 | 0 |

| YEAR | LOCATION | OPPONENT | SCORE | W/L |
|------|-----------|-------------------------|---------------------|-----|
| 2015 | Nashville | Florida (QF) | 64-49 | W |
| | | Auburn (SF) | 91-67 | W |
| | | Arkansas (F) | 78-63 | W |
| 2016 | Nashville | Alabama (QF) | 85-59 | W |
| | | Georgia (SF) | 93-80 | W |
| | | Texas A&M (F) | 82-77 ^{OT} | W |
| 2017 | Nashville | Georgia (QF) | 71-60 | W |
| | | Alabama (SF) | 79-74 | W |
| | | Arkansas (F) | 82-65 | W |
| 2018 | St. Louis | Georgia (QF) | 62-49 | W |
| | | Alabama (SF) | 86-63 | W |
| | | Tennessee (F) | 77-72 | W |
| 2019 | Nashville | Alabama (QF) | 73-55 | W |
| | | Tennessee (SF) | 82-78 | L |
| 2021 | Nashville | Mississippi State (2nd) | 74-73 | L |
| 2022 | Tampa | Vanderbilt (QF) | 77-71 | W |
| | | Tennessee (SF) | 69-62 | L |
| 2023 | Nashville | Vanderbilt (QF) | 80-73 | L |

* As part of sanctions imposed upon the UK basketball program in 1989, the NCAA ordered Kentucky to erase from the record three NCAA tournament games from the 1987-88 season. The presidents of the Southeastern Conference institutions voted to strip Kentucky of the 1987-88 SEC regular season and SEC Tournament championships. Kentucky was not forced to forfeit any of those regular season or tournament games

• 2020 SEC Tournament games were canceled due to the COVID-19 pandemic

BIGGEST SHOTS

A. RALPH BEARD
March 20, 1946, vs. Rhode Island

This free throw with 43 seconds left gave Adolph Rupp his first national title, 46-45.

B. RALPH BEARD
Feb. 14, 1948, vs. Tennessee

The buzzer-beater is still one of the longest shots (52.5 feet) in UK history.

C. VERNON HATTON
Dec. 7, 1957, vs. Temple

Hatton's 47-foot bomb from midcourt tied the game at the end of the first overtime.

D. TERRY MOBLEY
Dec. 31, 1963, vs. Duke

Mobley's shot, with seven seconds left, propelled UK past No. 1 Duke, 81-79.

E. KYLE MACY
Feb. 24, 1980, vs. LSU

Macy's jumper gave the Cats the 1980 SEC crown, 76-74 in overtime.

F. KENNY WALKER
March 10, 1984, vs. Auburn

The sophomore's 15-footer at the buzzer defeated Charles Barkley's squad for the SEC Tournament title.

G. CEDRIC JENKINS
Dec. 12, 1987, vs. Louisville

Jenkins' tip-in gave UK a 76-75 win against its archrival.

H. JEFF BRASSOW
Dec. 23, 1993, vs. Arizona

Brassow tipped in a Rodrick Rhodes' miss as UK won the Maui Invitational, 93-92.

I. WALTER MCCARTY
Feb. 15, 1994, vs. LSU

McCarty's 3-pointer capped a 31-point comeback against the Tigers.

J. TONY DELK
April 1, 1996, vs. Syracuse

His 3-pointer was part of a four-point play that lifted UK to its sixth NCAA title.

K. SCOTT PADGETT
March 22, 1998, vs. Duke

The 3-pointer broke an 81-81 tie with 39.4 seconds left and capped a 17-point comeback.

L. TAYSHAUN PRINCE
Dec. 8, 2001, vs. North Carolina

This nearly 30-foot 3-point field goal from just inside the mid-court logo capped five consecutive 3-pointers by Prince to open the game.

M. PATRICK SPARKS
Dec. 18, 2004, at Louisville

Sparks' three free throws with no time remaining helped UK overcome a 16-point halftime deficit for a 60-58 win.

N. DEMARCUS COUSINS
March 14, 2010, vs. Mississippi State

Cousins' tip-in at the buzzer sent the game in overtime en route to UK's 26th SEC Tournament title.

O. BRANDON KNIGHT
March 17, 2011, vs. Princeton

Knight's driving layup with two seconds remaining lifts UK to a 59-57 win in its NCAA Tournament opener.

P. BRANDON KNIGHT
March 25, 2011, vs. Ohio State

Knight knocked down a jumper with five seconds remaining to beat No. 1 and top-seeded Ohio State 62-60 to advance to the Elite Eight.

Q. AARON HARRISON
March 30, 2014, vs. Michigan

Harrison hit a 3-pointer with less than four seconds remaining to beat No. 7 Michigan, 75-72, and advance to the Final Four.

R. AARON HARRISON
April 5, 2014, vs. Wisconsin

Harrison's heroics yet again lifted UK to the national championship game with a win over Wisconsin with a 3-pointer from nearly the identical spot as the one he hit against Michigan.

S. TYLER HERRO
March 29, 2019, vs. Houston

After PJ Washington swatted Corey Davis Jr.'s driving shot on the defensive end of the court, the Wildcats raced the other way in transition and found Herro for a 3-pointer that put the Wildcats in front, 60-58, with 25.6 seconds left. UK would win 62-58.

BIGGEST GAMES
Kentucky 20, Georgia 19
March 1, 1921

ATLANTA — Bill King's free throw with no time left on the clock lifted the Wildcats to the Southern Inter-collegiate Athletic Association championship, the first college basketball tournament ever played.

| | | | | |
|----------|----|----|---|----|
| Georgia | 8 | 11 | — | 19 |
| Kentucky | 17 | 13 | — | 20 |

Kentucky 28, Cincinnati 23
Dec. 13, 1924

LEXINGTON, Ky. — James McFarland scored 10 points and the Wildcats defeated the Bearcats in the first game played at Alumni Gym.

| | | | | |
|------------|----|----|---|----|
| Cincinnati | 9 | 14 | — | 23 |
| Kentucky | 13 | 15 | — | 28 |

Kentucky 67, Georgetown College 19
Dec. 18, 1930

LEXINGTON, Ky. — The Wildcats pounded the Tigers in Adolph Rupp's debut as coach at Kentucky.

| | | | | |
|--------------------|----|----|---|----|
| Georgetown College | 9 | 10 | — | 19 |
| Kentucky | 38 | 29 | — | 67 |

Kentucky 35, Marquette 33
Feb. 14, 1938

LEXINGTON, Ky. — Joe Hagan's 48-foot shot with 12 seconds left lifted the Wildcats over the Warriors. After the game, Gov. Chandler pounded a nail into the floor to mark the spot.

| | | | | |
|-----------|----|----|---|----|
| Marquette | 18 | 15 | — | 33 |
| Kentucky | 18 | 17 | — | 35 |

Kentucky 46, Rhode Island 45
March 20, 1946

NEW YORK — Ralph Beard's free throw with 40 seconds left lifted the Wildcats to their first national title in the NIT.

| | | | | |
|--------------|----|----|---|----|
| Kentucky | 26 | 20 | — | 46 |
| Rhode Island | 27 | 18 | — | 45 |

Utah 49, Kentucky 45
March 24, 1947

NEW YORK — Wat Misaka, a 5-8 center, held high-scoring Ralph Beard to two points and the Utes won the NIT championship.

| | | | | |
|----------|----|----|---|----|
| Kentucky | 21 | 24 | — | 45 |
| Utah | 27 | 22 | — | 49 |

Kentucky 73, West Texas State 43
Dec. 1, 1950

LEXINGTON, Ky. — The Wildcats made the first game played in Memorial Coliseum a memorable one as they routed the Buffaloes.

| | | | | |
|------------------|----|----|---|----|
| West Texas State | 24 | 19 | — | 43 |
| Kentucky | 47 | 26 | — | 73 |

Georgia Tech 59, Kentucky 58
Jan. 8, 1955

LEXINGTON, Ky. — Joe Helms' 12-foot jump shot with 12 seconds left ended the Wildcats' 129-game home winning streak.

| | | | | |
|----------|----|----|---|----|
| Ga. Tech | 26 | 33 | — | 59 |
| Kentucky | 23 | 35 | — | 58 |

Kentucky 85, Temple 83 (3 OT)
Dec. 7, 1957

LEXINGTON, Ky. — The longest game in UK history proved fruitful for the Wildcats as Vernon Hatton scored UK's final six points to edge the Owls.

| | | | | | | | |
|----------|----|----|---|---|----|---|----|
| Temple | 35 | 30 | 6 | 4 | 8 | — | 83 |
| Kentucky | 34 | 31 | 6 | 4 | 10 | — | 85 |

Kentucky 61, Temple 60
March 21, 1958

LOUISVILLE, Ky. — Vernon Hatton's layup with 17 seconds remaining pushed the Wildcats past the Owls and into the NCAA championship game.

| | | | | |
|----------|----|----|---|----|
| Temple | 33 | 27 | — | 60 |
| Kentucky | 33 | 28 | — | 61 |

Texas Western 72, Kentucky 65
March 19, 1966

COLLEGE PARK, Md. — Bobby Joe Hill scored 20 points and Texas Western upset the top-ranked Wildcats to win the NCAA title.

| | | | | |
|---------------|----|----|---|----|
| Kentucky | 28 | 37 | — | 65 |
| Texas Western | 31 | 41 | — | 72 |

Kentucky 69, Tennessee 66
Jan. 18, 1969

KNOXVILLE, Tenn. — On the road against its longtime rival, Kentucky became the first team in college basketball history to win 1,000 games.

| | | | | |
|-----------|----|----|---|----|
| Tennessee | 36 | 30 | — | 66 |
| Kentucky | 35 | 34 | — | 69 |

Kentucky 109, LSU 96
Jan. 24, 1970

LEXINGTON, Ky. — "Pistol" Pete Maravich poured in 64 points against the Wildcats, but Dan Issel answered with 51 as the Wildcats topped 100 points en route to victory. At the time, it was the most points ever scored (115) by opposing players in the same game.

| | | | | |
|----------|----|----|---|-----|
| Kentucky | 56 | 53 | — | 109 |
| LSU | 48 | 48 | — | 96 |

Kentucky 90, Vanderbilt 86
Feb. 28, 1970

LEXINGTON, Ky. — Dan Issel became the first UK player to score 2,000 career points as the Wildcats avenged their only loss of the season.

| | | | | |
|------------|----|----|---|----|
| Vanderbilt | 33 | 53 | — | 86 |
| Kentucky | 46 | 44 | — | 90 |

Florida State 73, Kentucky 54
March 18, 1972

DAYTON, Ohio — The Seminoles won the Mideast Region title by routing the Wildcats in Adolph Rupp's final game as coach.

| | | | | |
|---------------|----|----|---|----|
| Kentucky | 28 | 26 | — | 54 |
| Florida State | 34 | 39 | — | 73 |

Kentucky 92, Indiana 90
March 22, 1975

DAYTON, Ohio — The Wildcats captured the Mideast Region title by handing the Hoosiers their first loss in 34 games.

| | | | | |
|----------|----|----|---|----|
| Kentucky | 44 | 48 | — | 92 |
| Indiana | 44 | 46 | — | 90 |

UCLA 92, Kentucky 85
March 31, 1975

SAN DIEGO — Coach John Wooden closed out his coaching career by leading the Bruins to their 10th NCAA title in 12 years.

| | | | | |
|----------|----|----|---|----|
| Kentucky | 40 | 45 | — | 85 |
| UCLA | 43 | 49 | — | 92 |

Kentucky 94, Mississippi State 93 (OT)
March 8, 1976

LEXINGTON, Ky. — Jack Givens keyed a late rally as the Wildcats outlasted the Bulldogs in the last game played at Memorial Coliseum.

| | | | | | |
|-------------|----|----|---|---|----|
| Miss. State | 50 | 35 | 8 | — | 93 |
| Kentucky | 42 | 43 | 9 | — | 94 |

Kentucky 72, Wisconsin 64
Nov. 27, 1976

LEXINGTON, Ky. — With Adolph Rupp looking on from the stands, the Wildcats dumped the Badgers in the first game played at Rupp Arena.

| | | | | |
|-----------|----|----|---|----|
| Wisconsin | 24 | 40 | — | 64 |
| Kentucky | 34 | 38 | — | 72 |

Kentucky 94, Duke 88
March 27, 1978

ST. LOUIS — Jack Givens scored 41 points as the Wildcats captured their fifth NCAA title.

| | | | | |
|----------|----|----|---|----|
| Kentucky | 45 | 49 | — | 94 |
| Duke | 38 | 50 | — | 88 |

Kentucky 67, Kansas 66 (OT)
Dec. 9, 1978

LEXINGTON, Ky. — After forcing overtime, the Cats were down 66-60 with 31 seconds to go. Dwight Anderson scored back-to-back baskets, then stole the inbounds pass and fed Kyle Macy for the tying jumper. Macy completed the comeback by adding a technical free throw when Kansas called a timeout it didn't have.

| | | | | | |
|----------|----|----|----|---|----|
| Kansas | 35 | 21 | 10 | — | 66 |
| Kentucky | 28 | 28 | 11 | — | 67 |

Louisville 80, Kentucky 68 (OT)
March 26, 1983

KNOXVILLE, Tenn. — The first meeting between the two teams in more than 24 years proved memorable as the Cardinals outscored the Wildcats 18-6 in overtime to advance to the Final Four.

| | | | | | |
|------------|----|----|----|---|----|
| Kentucky | 37 | 25 | 6 | — | 68 |
| Louisville | 30 | 32 | 18 | — | 80 |

Kentucky 65, Louisville 44
Nov. 26, 1983

LEXINGTON, Ky. — In the first regular-season meeting in 61 years between the two in-state rivals, the Wildcats employed a swarming defense and balanced offense to roll to victory.

| | | | | |
|------------|----|----|---|----|
| Louisville | 20 | 24 | — | 44 |
| Kentucky | 35 | 30 | — | 65 |

Kentucky 72, Louisville 67
March 22, 1984

LEXINGTON, Ky. — Winston Bennett's three-point play with 13 seconds left pushed the Wildcats into the Mideast Regional final.

| | | | | |
|------------|----|----|---|----|
| Louisville | 36 | 31 | — | 67 |
| Kentucky | 32 | 40 | — | 72 |

Georgetown 53, Kentucky 40
March 31, 1984

SEATTLE — The Hoyas outscored the Wildcats 23-2 at the start of the second half on their way to the NCAA title game. UK sank only 3 of 33 field-goal attempts in the second half.

| | | | | |
|------------|----|----|---|----|
| Georgetown | 22 | 31 | — | 53 |
| Kentucky | 29 | 11 | — | 40 |

Kentucky 64, UNLV 61
March 16, 1985

SALT LAKE CITY — Kenny Walker scored 23 points and provided a key block in the final minutes as the Wildcats advanced to the West Regional final.

| | | | | |
|----------|----|----|---|----|
| Kentucky | 30 | 34 | — | 64 |
| UNLV | 30 | 31 | — | 61 |

St. John's 86, Kentucky 70
March 22, 1985

DENVER — Having announced he would retire following the game, Coach Joe B. Hall watched as the Redmen ended UK's Final Four hopes.

| | | | | |
|------------|----|----|---|----|
| Kentucky | 38 | 32 | — | 70 |
| St. John's | 39 | 47 | — | 86 |

Kentucky 76, Ohio 73
Nov. 28, 1989

LEXINGTON, Ky. — The long-awaited debut of Coach Rick Pitino and the Wildcats was worth waiting for as Reggie Hanson scored 24 points and UK held off the Bobcats.

| | | | | |
|----------|----|----|---|----|
| Ohio | 30 | 43 | — | 73 |
| Kentucky | 44 | 32 | — | 76 |

Kentucky 100, LSU 95
Feb. 15, 1990

LEXINGTON, Ky. — Described by many as one of the most exciting games ever played at Rupp Arena, the Wildcats burst out to an early lead and then held off Chris Jackson and the Tigers.

| | | | | |
|----------|----|----|---|-----|
| LSU | 36 | 59 | — | 95 |
| Kentucky | 48 | 52 | — | 100 |

Kentucky 90, Florida 74
Feb. 23, 1991

LEXINGTON, Ky. — Kentucky beat the Gators to become one of two schools (along with North Carolina) to win 1,500 basketball games.

| | | | | |
|----------|----|----|---|----|
| Kentucky | 37 | 53 | — | 90 |
| Florida | 29 | 45 | — | 74 |

Kentucky 114, Auburn 93
March 2, 1991

LEXINGTON, Ky. — Before the then-largest crowd in Rupp Arena history, the Wildcats closed out the 1990-91 season with a 22-6 overall record. Although UK was ineligible for the Southeastern Conference title because of probation, the Wildcats secured the best record in the league (14-4) with the win over Auburn. A ceremony and parade followed.

| | | | | |
|----------|----|----|---|-----|
| Auburn | 43 | 50 | — | 93 |
| Kentucky | 65 | 49 | — | 114 |

Kentucky 80, Alabama 54
March 15, 1992

BIRMINGHAM, Ala. — Kentucky roared back from a 32-29 halftime deficit to crush Alabama, 80-54, and take the SEC Tournament championship after being banned from the event for two years.

| | | | | |
|----------|----|----|---|----|
| Kentucky | 29 | 51 | — | 80 |
| Alabama | 32 | 22 | — | 54 |

Duke 104, Kentucky 103 (OT)
March 28, 1992

PHILADELPHIA — In what many called the "greatest NCAA Tournament game ever played," Kentucky took top-ranked defending champion Duke to overtime before a desperation shot by Christian Laettner sent the Blue Devils to the Final Four.

| | | | | | |
|----------|----|----|----|---|-----|
| Kentucky | 45 | 48 | 10 | — | 103 |
| Duke | 50 | 43 | 11 | — | 104 |

Kentucky 106, Florida State 81
March 27, 1993

CHARLOTTE, N.C. — Kentucky beat Florida State to advance to the Final Four. The win completed a string of four games in which UK blitzed its Southeast Region opponents by an average of 31.0 points, the largest margin of victory by a team through four games en route to the Final Four.

| | | | | |
|---------------|----|----|---|-----|
| Florida State | 46 | 35 | — | 81 |
| Kentucky | 54 | 52 | — | 106 |

Michigan 81, Kentucky 78 (OT)
April 3, 1993

NEW ORLEANS — Kentucky faced Michigan in the NCAA semifinals, marking UK's 10th Final Four appearance. An 81-78 overtime loss to the Wolverines ended the Cats' season at 30-4 and marked All-American Jamal Mashburn's last game in UK blue.

| | | | | | |
|----------|----|----|----|---|----|
| Kentucky | 35 | 36 | 7 | — | 78 |
| Michigan | 40 | 31 | 10 | — | 81 |

Kentucky 99, LSU 95
Feb. 15, 1994

BATON ROUGE, La. — Trailing by 31 points with 15:34 remaining in the game, the Wildcats went on a tear. They hit 11 3-pointers and outscored the Tigers 62-27 during the final 15:34. UK's 99-95 win tied the largest second-half comeback in NCAA history.

| | | | | |
|----------|----|----|---|----|
| Kentucky | 32 | 67 | — | 99 |
| LSU | 48 | 47 | — | 95 |

Kentucky 73, Florida 60
March 13, 1994

MEMPHIS, Tenn. — Kentucky faced Florida for the second time in 11 days, and for the second time, the Wildcats beat the Gators. The triumph in Memphis gave UK its third consecutive SEC Tournament title and improved the Pitino-era SEC Tourney mark to a perfect 9-0.

| | | | | |
|----------|----|----|---|----|
| Kentucky | 33 | 40 | — | 73 |
| Florida | 27 | 33 | — | 60 |

Kentucky 95, Arkansas 93 (OT)
March 12, 1995

ATLANTA — Kentucky repeatedly clawed its way back in the SEC Tournament final — finding itself trailing by 19 in the first half, 12 points with nine minutes left in the second half and nine points with 1:33 remaining in overtime.

| | | | | | |
|----------|----|----|----|---|----|
| Kentucky | 44 | 36 | 15 | — | 95 |
| Arkansas | 50 | 30 | 13 | — | 93 |

Kentucky 81, UMass 74
March 30, 1996

EAST RUTHERFORD, N.J. — In a rematch from an early season loss, the Wildcats fought off a late rally in the Final Four to advance to the title game for the first time in 18 years.

| | | | | |
|----------|----|----|---|----|
| Kentucky | 36 | 45 | — | 81 |
| UMass | 28 | 46 | — | 74 |

Kentucky 76, Syracuse 67
April 1, 1996

EAST RUTHERFORD, N.J. — Behind an NCAA championship game record-tying seven 3-pointers from Tony Delk, UK won its sixth national title.

| | | | | |
|----------|----|----|---|----|
| Kentucky | 42 | 34 | — | 76 |
| Syracuse | 33 | 34 | — | 67 |

Arizona 84, Kentucky 79 (OT)
March 31, 1997

INDIANAPOLIS — Trying to become the second team in 24 years to repeat as national champion, Ron Mercer and Anthony Epps nailed 3-pointers inside the last minute to force overtime. But with four Wildcats fouling out, Arizona outscored UK in the extra period in Rick Pitino's final game as coach at Kentucky.

| | | | | | |
|----------|----|----|----|---|----|
| Arizona | 33 | 41 | 10 | — | 84 |
| Kentucky | 32 | 42 | 5 | — | 79 |

Kentucky 86, Duke 84
March 22, 1998

ST. PETERSBURG, Fla. — The Wildcats fell behind by 18 points in the first half and by 17 points with 9:38 remaining in the game before avenging a 1992 loss to the Blue Devils. Cameron Mills' 3-pointer with 2:15 left gave UK its first lead, 80-79, before Scott Padgett's trey with 39.4 seconds remaining broke an 81-81 tie as Kentucky advanced to the Final Four for the third consecutive year.

| | | | | |
|----------|----|----|---|----|
| Kentucky | 39 | 47 | — | 86 |
| Duke | 49 | 35 | — | 84 |

Kentucky 86, Stanford 85 (OT)
March 28, 1998

SAN ANTONIO — Kentucky rallied from a 10-point second-half deficit, then grabbed a five-point overtime lead, before fending off the Cardinal to advance to the title game for the third straight season. Jeff Sheppard canned three long-range 3-pointers — two in the final three minutes and one in overtime — en route to a career-high 27 points.

| | | | | | |
|----------|----|----|----|---|----|
| Stanford | 37 | 36 | 12 | — | 85 |
| Kentucky | 32 | 41 | 13 | — | 86 |

Kentucky 78, Utah 69
March 30, 1998

SAN ANTONIO — After being out-rebounded 24-6 in the first half and trailing 41-31 at the break, the "Comeback Cats" charged from behind to win the school's seventh na-

tional title, its second in three years. It was the largest halftime deficit overcome in a national title game.

| | | | | |
|----------|----|----|---|----|
| Utah | 41 | 28 | — | 69 |
| Kentucky | 31 | 47 | — | 78 |

Kentucky 82, Louisville 62
Dec. 29, 2001

LEXINGTON, Ky. — Rick Pitino returned to Rupp Arena for the first time as coach of archrival Louisville but watched as Tayshaun Prince scored a game-high 18 points as UK won by 20. UK dedicated the new playing floor as "Cawood's Court" before chants of "Tub-by, Tub-by" filled the arena throughout the game.

| | | | | |
|------------|----|----|---|----|
| Kentucky | 36 | 46 | — | 82 |
| Louisville | 32 | 30 | — | 62 |

Kentucky 70, Florida 55
Feb. 4, 2003

LEXINGTON, Ky. — Florida came to Lexington sporting a No. 1 ranking for the first time in school history, but the Gators were quickly stifled by UK's defense. The Wildcats were able to jump out to a 23-point lead at halftime, which grew to as much as 29 points during the final half as a Rupp Arena-record crowd of 24,459 watched UK earn the 70-55 victory.

| | | | | |
|----------|----|----|---|----|
| Kentucky | 45 | 23 | — | 70 |
| Florida | 22 | 33 | — | 55 |

Kentucky 79, Michigan State 74
Dec. 13, 2003

DETROIT — A basketball world-record crowd of 78,129 watched No. 8 Kentucky beat No. 21 Michigan State at Ford Field. Unlike basketball games at domes that have attracted 40,000-plus fans, the court was not tucked into an end zone, but instead placed on the 50-yard line in the Detroit Lions' home stadium — what would eventually become a norm in NCAA Tournament play in the future.

| | | | | |
|----------------|----|----|---|----|
| Kentucky | 49 | 30 | — | 79 |
| Michigan State | 43 | 31 | — | 74 |

Kentucky 90, Tennessee 72
Jan. 13, 2009

KNOXVILLE, Tenn. — Jodie Meeks had a night to remember when he broke the UK single-game scoring record scoring 54 points in leading the Wildcats to victory. Meeks finished the night 15 of 22 from the field (10 of 15 from 3-point range) and 14 for

14 from the free-throw line.

| | | | | |
|-----------|----|----|---|----|
| Kentucky | 41 | 49 | — | 90 |
| Tennessee | 37 | 35 | — | 72 |

Kentucky 75, Morehead State 59
Nov. 13, 2009

LEXINGTON, Ky. — The Wildcats kicked off the John Calipari era in emphatic style with a 16-point win over the Eagles. Leading a highly-touted recruiting class, freshman Eric Bledsoe scored 24 points while starting in place of John Wall.

| | | | | |
|----------------|----|----|---|----|
| Morehead State | 25 | 34 | — | 59 |
| Kentucky | 33 | 42 | — | 75 |

Kentucky 88, Drexel 44
Dec. 21, 2009

LEXINGTON, Ky. — Kentucky became the first program in college basketball history to reach the 2,000-win plateau.

| | | | | |
|----------|----|----|---|----|
| Drexel | 20 | 24 | — | 44 |
| Kentucky | 56 | 32 | — | 88 |

Kentucky 62, Ohio State 60
March 25, 2011

NEWARK, N.J. — Kentucky knocked off No. 1 overall seed Ohio State in the Sweet 16. Brandon Knight's jumper with five seconds remaining led the fourth-seeded Wildcats over the top-seeded Buckeyes.

| | | | | |
|------------|----|----|---|----|
| Kentucky | 30 | 32 | — | 62 |
| Ohio State | 30 | 30 | — | 60 |

Kentucky 76, North Carolina 69
March 27, 2011

NEWARK, N.J. — Kentucky's Elite Eight victory over North Carolina sent the Wildcats to their first Final Four in 13 years. Brandon Knight led UK with 22 points as the Cats advanced to the Final Four on a 10-game win streak.

| | | | | |
|----------------|----|----|---|----|
| Kentucky | 38 | 38 | — | 76 |
| North Carolina | 30 | 39 | — | 69 |

Kentucky 69, Louisville 61
March 31, 2012

NEW ORLEANS — Kentucky and Louisville met in the Final Four for the first time in history. Behind an 18-point, 14-rebound, five-block effort from Anthony Davis, the Wildcats defeated the Cardinals for the second time in the season.

| | | | | |
|------------|----|----|---|----|
| Louisville | 28 | 33 | — | 61 |
| Kentucky | 35 | 34 | — | 69 |

Kentucky 67, Kansas 59
April 2, 2012

NEW ORLEANS — Kentucky claimed the eighth national title in program history with its second defeat of Kansas in the season. Doron Lamb led all scorers with 22 points, while Anthony Davis pulled down 16 rebounds, blocked six shots and dished out five assists.

| | | | | |
|----------|----|----|---|----|
| Kansas | 27 | 32 | — | 59 |
| Kentucky | 41 | 26 | — | 67 |

Kentucky 78, Wichita State 76
March 23, 2014

ST. LOUIS — Kentucky came back from a double-digit deficit to knock off No. 1 seed and undefeated Wichita State in one of the greatest games ever played to advance to the Sweet 16.

| | | | | |
|---------------|----|----|---|----|
| Kentucky | 31 | 47 | — | 78 |
| Wichita State | 37 | 39 | — | 76 |

Kentucky 75, Michigan 72
March 30, 2014

INDIANAPOLIS — Freshman Aaron Harrison knocked down a 3-pointer with less than four seconds remaining to propel the Wildcats to their 16th Final Four in school history.

| | | | | |
|----------|----|----|---|----|
| Kentucky | 37 | 38 | — | 75 |
| Michigan | 37 | 35 | — | 72 |

Kentucky 74, Wisconsin 73
April 5, 2014

ARLINGTON, Texas — Freshman Aaron Harrison provided heroics once again by knocking down a 3-pointer from nearly the identical spot as his previous game winner with less than 10 seconds remaining to lift UK to the national championship game with five freshman starters. Kentucky won its fifth straight game by five points or less.

| | | | | |
|-----------|----|----|---|----|
| Kentucky | 36 | 38 | — | 74 |
| Wisconsin | 40 | 33 | — | 73 |

Kentucky 67, Florida 50
March 7, 2015

LEXINGTON, Ky. — Already off to the best start in school and SEC history, the Wildcats put an exclamation point on a historic regular season with a perfect 31-0 record. The Wildcats became the first team from a power five conference to go undefeated in the regular season since Indiana did so in 1976. UK also marched through the

SEC with an undefeated mark for the 15th time in school history and set a Rupp Arena record with 19 wins.

| | | | | |
|----------|----|----|---|----|
| Florida | 27 | 23 | — | 50 |
| Kentucky | 30 | 37 | — | 67 |

Kentucky 68, Notre Dame 66
March 28, 2015

CLEVELAND — Calling on their late-game heroics of a season ago, the Wildcats held off a hungry Notre Dame squad thanks to Karl-Anthony Towns' dominating post play, Andrew Harrison's late-game free throws and Willie Cauley-Stein's last-second defense. With the win, UK advanced to its fourth Final Four in the last five seasons while becoming the first team in the history of college basketball to start a season 38-0.

| | | | | |
|------------|----|----|---|----|
| Notre Dame | 31 | 35 | — | 66 |
| Kentucky | 31 | 37 | — | 68 |

Kentucky 80, Kansas 62
Jan. 29, 2022

LAWRENCE, KAN. — Paced by a career-high 27 points by Keion Brooks Jr. and a double-double from eventual National Player of the Year, Oscar Tshiebwe, Kentucky claimed an 80-62 win in historic Allen Fieldhouse. The 18-point margin of victory was the largest in program history against an Associated Press Top Five team and just the 16th loss in 302 games under Kansas' Bill Self in the building.

| | | | | |
|----------|----|----|---|----|
| Kentucky | 51 | 29 | — | 80 |
| Kansas | 31 | 31 | — | 62 |

UNPARALLELED TRADITION
FEB. 18, 1903

State College (Kentucky) records its first win, an 11-10 decision over Lexington YMCA. The Wildcats finish the first season with a 1-2 record.

FEB. 18, 1909

With a 28-23 win over Cincinnati, Kentucky clinches its first winning season in school history. Following a "Senior Day" loss to Central University, the Wildcats end the year with a 5-4 record.

JANUARY 1910

E. R. Sweetland signs a three-year pact as State's director of athletics and its first basketball coach.

MARCH 1, 1912

Kentucky defeats Georgetown College, 19-18, to complete the season with a perfect 9-0 record and earn its first title as Southern champions.

MARCH 1, 1921

Kentucky upsets Tulane, Mercer, Mississippi A&M and Georgia to win the first Southern Intercollegiate Athletic Association basketball championship. Hundreds of Wildcats fans await "play-by-play" via telegraph and greet the team's train with a celebration and parade in downtown Lexington. It is believed to be the first college basketball tournament ever played.

SPRING 1921

Basil Hayden becomes UK's first All-America basketball player.

JAN. 26, 1921

The Wildcats beat Cincinnati, 26-19, for their 100th victory in program history.

DEC. 13, 1924

The Wildcats defeat Cincinnati in their first game in the new 2,800-seat, \$100,000 Alumni Gymnasium.

MARCH 21, 1930

A Freeport, Illinois, high school coach named Adolph Rupp is named head basketball coach at the University of Kentucky.

DEC. 18, 1930

UK defeats Georgetown College, 67-19, for the first of Adolph Rupp's 876 victories.

FEB. 28, 1933

UK wins the first Southeastern Conference Tournament championship by defeating Mississippi State, 46-27, in Atlanta.

FEB. 17, 1934

UK establishes a national record with its 23rd consecutive win (47-27 over Vanderbilt). Near riot erupts as fans vie for seats in Alumni Gym.

FEB. 14, 1938

Joe Hagan's 48-foot shot with 12 seconds left lifts the Wildcats over Marquette, 35-33. After the game, Gov. A. B. "Happy" Chandler pounds a nail into the floor to mark the spot where the shot was taken.

MARCH 20, 1942

After winning its sixth SEC championship, UK wins its first NCAA Tournament game, 46-44, over Illinois.

MARCH 20, 1946

UK wins Rupp's first national title with a 46-45 victory over Rhode Island.

MARCH 24, 1947

Before a Madison Square Garden record crowd of 18,493, Wat Misaka holds Ralph Beard to two points and Utah ends the Wildcats' bid for back-to-back NIT championships.

MARCH 23, 1948

Adolph Rupp's "Fabulous Five" wins UK's first NCAA championship, 58-42, over Baylor. The team is met in Lexington by 15,000 fans and given a parade on a fire truck.

AUG. 13, 1948

The U.S. Olympic basketball team, featuring Kentucky's "Fabulous Five," wins the gold medal by defeating France, 64-21, at Wembley Stadium in London.

MARCH 8, 1949

Kentucky ends the year ranked No. 1 in the first season of the Associated Press basketball poll.

MARCH 26, 1949

UK wins its second consecutive NCAA championship, defeating Oklahoma A&M, 46-36, in Seattle.

DEC. 1, 1950

UK plays its first game in the new, \$3.9 million, 11,500-seat Memorial Coliseum. Skeptics label the building a "white elephant."

MARCH 27, 1951

UK wins its third NCAA title, defeating Kansas State, 68-58, in the finals in Minneapolis.

1952-53

UK's season is suspended by the NCAA.

DEC. 5, 1953

Cawood Ledford broadcasts his first game as the radio "Voice of the Wildcats."

MARCH 9, 1954

Kentucky beats LSU, 63-56, in an SEC playoff game to cap a perfect 25-0 season and finish with the nation's No. 1 ranking.

JAN. 8, 1955

Fans are stunned as Georgia Tech defeats UK, 59-58, in Memorial Coliseum, ending a 129-game home winning streak that still stands as a national record.

DEC. 7, 1957

What was then referred to as "the longest game in UK history" proves fruitful for the Wildcats as they defeat Temple 85-83 in three overtimes.

Vernon Hatton scores UK's final six points, including a half-court shot, to edge the Owls

MARCH 21, 1958

In the Wildcats' first game in Freedom Hall, Vernon Hatton's layup with 17 seconds left pushes the Wildcats past Temple, 61-60, and into the NCAA championship game.

MARCH 22, 1958

UK wins its fourth NCAA title by defeating Seattle, 84-72, in Louisville, Kentucky. The "Fiddlin' Five" is led by Vernon Hatton's 30 points. The win gives Rupp his most coveted title, the one he vowed to win after the NCAA had suspended UK's 1953 season.

MARCH 19, 1966

In one of the biggest upsets in NCAA Tournament history, top-ranked UK, featuring "Rupp's Runts," loses in the NCAA championship game, 72-65, to Texas Western.

JAN. 27, 1968

At the time, it was believed that Adolph Rupp became college basketball's all-time winningest coach when the Wildcats overcome a record-setting 52-point performance by LSU's Pete Maravich to defeat the Tigers, 121-95. Years later, it is discovered that he had achieved that feat on Feb. 18, 1967, with a 103-74 win over Mississippi State.

JAN. 18, 1969

On the road against its longtime rival, UK becomes the first team in college basketball history to win 1,000 games, defeating Tennessee, 69-66.

JUNE 9, 1969

Tom Payne, a 7-foot All-American from Louisville, Kentucky, becomes the first black player to sign with the University of Kentucky.

FEB. 28, 1970

Dan Issel becomes UK's first player to score 2,000 career points as UK defeats Vanderbilt, 90-86.

MARCH 14, 1970

Dan Issel scores his 2,138th point, etching his name into the record books as UK's all-time leading scorer. The top-ranked Wildcats are upset by Jacksonville, 106-100, in the NCAA Tournament.

MARCH 18, 1972

Adolph Rupp coaches his last game at UK, a 73-54 loss to Florida State in the NCAA Tournament.

DEC. 2, 1972

Joe B. Hall coaches his first game as head coach at UK, a 75-66 win at Michigan State. UK goes on to win the SEC championship and finish 22-8 during Hall's inaugural season.

MARCH 22, 1975

UK upsets undefeated Indiana in the Mideast Regional semifinals to earn a trip to the Final Four. Before the title game with UCLA, legendary coach John Wooden announces his retirement. The Bruins go on to defeat UK, 92-85, on March 31.

MARCH 8, 1976

Jack Givens keys a late rally as UK outlasts Mississippi State, 94-93, in overtime, in the last game played at Memorial Coliseum.

NOV. 27, 1976

UK defeats Wisconsin, 72-64, in the new 23,000-seat, \$53 million Rupp Arena. Rick Robey scores the first field goal in Rupp with 19:30 left to play in the first half.

DEC. 10, 1977

As top-ranked UK is defeating Kansas on "Adolph Rupp Night" in Allen Field House on Naimsmith Drive in Lawrence, Kansas, Rupp dies. Thousands participate in the funeral procession in Lexington.

MARCH 27, 1978

Jack "Goose" Givens scores 41 points as UK wins its fifth NCAA championship, 94-88, over Duke in St. Louis. More than 10,000 fans greet the team at Blue Grass Airport and 15,000 more celebrate at Memorial Coliseum.

MARCH 26, 1983

In the first meeting between the schools in 24 years, Louisville defeats UK 80-68 in overtime to earn a trip to the Final Four.

MARCH 31, 1984

Georgetown outscores UK 23-2 at the start of the second half to defeat the Wildcats, 53-40, in the NCAA semifinal game in Seattle.

MARCH 22, 1985

Joe B. Hall announces his retirement after UK loses to St. John's, 86-70, in the NCAA West Regional in Denver.

NOV. 22, 1985

Eddie Sutton coaches his first game at Kentucky, a 77-58 win over Northwestern (Louisiana) State.

MARCH 10, 1989

Kentucky finishes the year with a 13-19 record, its first losing mark in 61 seasons.

MARCH 19, 1989

In the wake of an NCAA investigation, Eddie Sutton resigns as UK basketball coach.

MAY 19, 1989

The NCAA places Kentucky's basketball program on probation.

JUNE 2, 1989

Rick Pitino is named head basketball coach at Kentucky.

JUNE 13, 1990

Rick Pitino makes history by naming Bernadette Locke, a former assistant for the Georgia Lady Bulldogs basketball team, to his coaching staff at Kentucky.

MARCH 2, 1991

Before a crowd of 24,310 at Rupp Arena, Kentucky defeats Auburn, 114-93, to claim the best record in the SEC and end its two-year probation.

MARCH 15, 1992

Eligible for postseason play for the first time in three years, Kentucky dominates Alabama, 80-54, to take its 16th SEC Tournament championship.

MARCH 28, 1992

In what many call the best NCAA Tournament game ever, Kentucky takes defending NCAA champion Duke into overtime before losing 104-103 in the East Regional finals in Philadelphia. A last-second shot by Christian Laettner sends Duke to the Final Four and breaks the hearts of Wildcat fans everywhere. It is Cawood Ledford's last game as the "Voice of the Wildcats."

APRIL 3, 1993

Kentucky faces Michigan in the NCAA semifinals, marking UK's 10th Final Four appearance. An 81-78 overtime loss to the Wolverines ends Kentucky's season at 30-4 and marks All-American Jamal Mashburn's last game in UK blue.

FEB. 15, 1994

Trailing by 31 points with 15:34 remaining in the game at LSU, the Wildcats pull off a “Mardi Gras” miracle. Connecting on 11 3-pointers and outscoring the Bayou Bengals 62-27 during the final 15:34, UK storms back to a 99-95 victory, the greatest comeback in UK history.

MARCH 2, 1996

With a 101-63 victory over Vanderbilt in Rupp Arena on Senior Day, UK becomes the first team in 40 years to finish with a perfect record in the SEC, a 16-0 sweep. It marks the Wildcats’ 25th win in a row, tying the school record for consecutive wins in a season. Two games later, they set the new record at 27 games.

APRIL 1, 1996

After avenging an early-season loss to UMass with a win in the NCAA semifinals two days before, UK squashes a late Syracuse rally to win its sixth national title, 76-67.

MARCH 31, 1997

Despite losing its star, Derek Anderson, to a knee injury on Jan. 18, UK returns to defend its NCAA title in the national championship game, falling in overtime to Arizona, 84-79. It would be the final game with Rick Pitino as coach.

MAY 6, 1997

Rick Pitino announces his resignation at Kentucky to take the challenge of rebuilding one of the NBA’s most storied franchises, the Boston Celtics.

MAY 12, 1997

UK’s director of athletics, C.M. Newton, introduces Orlando “Tubby” Smith as head coach.

NOV. 20, 1997

It is the dawning of an era as new head coaches Tubby Smith and Morehead State’s Kyle Macy tip off the season in Rupp Arena. Smith wins his first game at UK, 88-49, over the former UK All-American and his Eagles.

MARCH 22, 1998

In one of the most anticipated matchups of the NCAA Tournament, UK roars back from a 17-point deficit with 9:38 remaining to defeat Duke, 86-84. The victory buries the nightmare of UK-Duke ’92 and advances the Wildcats to their third straight Final Four.

MARCH 30, 1998

The “Comeback Cats” rally from a 10-point halftime deficit to defeat Utah, 78-69, winning UK’s second national title in three years, its seventh overall.

SEPT. 5, 2001

After a long illness, Cawood Ledford dies at his home in Harlan, Kentucky. A planned tribute at Rupp Arena is canceled following the “9/11” terrorists attacks.

MARCH 16, 2003

After running the table in regular-season SEC play, Kentucky defeats Mississippi State, 64-57, in the finals of the SEC Tournament to secure its 24th league tourney crown and complete a 19-0 season sweep of conference opponents. It marks the first time the feat had been accomplished in 51 seasons.

APRIL 6, 2007

Billy Gillispie is named Kentucky’s new head basketball coach. He is introduced to a crowd of more than 4,000 fans at a pep rally announcing his hiring. Gillispie replaces Tubby Smith, who left after 10 seasons at the helm of Kentucky basketball to become the head coach at Minnesota.

MARCH 31, 2008

Longtime Kentucky basketball manager Bill Keightley passes away at the age of 81 in Cincinnati. Affectionately known as “Mr. Wildcat,” he had been associated with the Wildcats’ basketball program since 1962. Keightley, manned the “Bill Keightley Equipment Room” in Memorial Coliseum. A crowd of more than 3,000 pay their respects at a tribute to Mr. Keightley held in Rupp Arena. Former players, coaches and managers travel from across the country to eulogize him.

JAN. 13, 2009

In one of the most memorable individual moments in program history, Jodie Meeks rewrites the record books in a 90-72 win at Tennessee, pouring in 54 points on 15-of-22 shooting. Meeks’ historic night breaks Dan Issel’s 39-year school record for most points in a single game.

APRIL 1, 2009

The University of Kentucky names John Calipari the 22nd coach in UK basketball history. Calipari vows to make Kentucky a “players-first” program.

DEC. 21, 2009

Kentucky becomes the first program in college basketball history to reach the 2,000-win plateau. The Wildcats defeat Drexel, 88-44, to achieve the milestone.

MARCH 22, 2010

John Wall, who averages 16.6 points and 6.5 assists en route to leading UK to the Elite Eight, becomes the first player since Jack Givens in 1978 to win one of the primary national player of the year awards when he’s awarded the Adolph Rupp Trophy.

JUNE 24, 2010

Kentucky makes history again when the Wildcats send five players to the first round of the NBA Draft. John Wall becomes the first No. 1 pick in program history when he is selected by the Washington Wizards with the top overall pick. DeMarcus Cousins is selected fifth by the Sacramento Kings, Patrick Patterson goes 14th to the Houston Rockets, Eric Bledsoe is picked 18th by the Oklahoma City Thunder and Daniel Orton is selected 29th by the Orlando Magic.

APRIL 2, 2011

Kentucky makes its 14th Final Four appearance in school history but its first since 1998. The Wildcats face UConn in the semifinal matchup, falling 55-56 to the eventual 2011 NCAA champion.

NOV. 11, 2011

Kentucky defeats Marist 108-58 in the season opener to secure the 34th consecutive win in Rupp Arena under John Calipari, setting a new record for consecutive wins in the building. Calipari would go on to win his first 54 games in Rupp Arena as UK’s coach, the longest win streak in venue history.

MARCH 4, 2012

Kentucky closes out the 2011-12 season with a 74-59 win at Florida capping a perfect 16-0 run through the SEC. It marks the third time a UK team has gone 16-0 in league play and the first time since the 2003 squad turned the trick.

APRIL 2, 2012

The Wildcats bring home the school’s eighth national championship after posting a 67-59 win over the Kansas Jayhawks. Doron Lamb leads all scorers on 7-of-12 shooting. National Player of the Year Anthony Davis tallies only six points, but he earns Final Four Most Outstanding honors affecting the game in virtually every other category. He recorded 16 rebounds, six blocks, five assists and three steals.

JUNE 28, 2012

The Wildcats set an NBA Draft record with six players picked in the 2012 NBA Draft. Anthony Davis becomes the second UK player to be picked No. 1 overall and Michael Kidd-Gilchrist goes No. 2 overall, becoming the first teammates in NBA Draft history to go 1-2 in the same draft.

APRIL 7, 2014

Kentucky sparks an exciting run to the national championship game with five freshman starters. UK, playing as an eight seed, knocks off four straight top-five seeds all by five points or less to become the first team to win five games in an NCAA Tournament by such a small margin. Freshman sharpshooter Aaron Harrison hits the game-winning 3-pointer in successive victories over Louisville, Michigan and Wisconsin in the final minute of play of each contest. UK eventually loses to UConn in the title game by a 60-54 score.

MARCH 7, 2015

Playing under a two-platoon system for most of the year, the Wildcats complete the regular season 31-0 with a victory over Florida, becoming the first team from a “power five” conference to go undefeated in the regular season since Indiana did it in 1976. UK completes the SEC season with an 18-0 record and goes on to win the SEC Tournament championship, its 28th title. The Wildcats eventually post a 38-0 record to reach the Final Four, the first team in college basketball history to record such a record, before losing to Wisconsin in the national semifinals.

JUNE 25, 2015

Continuing a record-setting recent run of draft picks, six more Wildcats are selected in the 2015 NBA Draft, tying UK’s own 2012 record mark. Karl-Anthony Towns becomes the third UK player in program history to go No. 1, and an NBA-record-tying four Wildcats are taken in the lottery.

MARCH 24, 2017

In a highly anticipated matchup with UCLA, which beat the Wildcats in the regular season in Rupp Arena, freshman point guard De’Aaron Fox scores an NCAA Tournament freshman record 39 points to propel UK to the Elite Eight.

FEB. 23, 2019

With an 80-53 victory over Auburn, 10th-year head coach John Calipari moves past Joe B. Hall for the second-most victories by a UK head coach in program history. He trails only the Baron of the Bluegrass, Adolph Rupp.

MARCH 12, 2020

Out of safety precautions and concerns amid the COVID-19 pandemic, the 2020 SEC Tournament is canceled. Hours later, all NCAA winter championships are canceled, including the NCAA Tournament. The Wildcats’ season, at 25-6 and regular-season SEC champions, abruptly comes to an end.

APRIL 5, 2022

When Oscar Tshiebwe was tabbed the Wooden Award winner, he hauled in his sixth major honor to become the program’s first unanimous National Player of the Year.

RUPP ARENA AT CENTRAL BANK CENTER RECORDS
TEAM RECORDS

| CATEGORY | KENTUCKY | OPPONENT |
|--------------------------------|---|---|
| Points in a Game | 127 vs. LSU (3/4/1995) | 116, UL Lafayette (12/23/1989) |
| Points in a Half | 68 (2nd) vs. Eastern Kentucky (12/8/1993) 68 (2nd) vs. Tennessee State (12/30/2002) | 67, (2nd) UL Lafayette (12/23/1989) |
| Margin of Victory | 74 vs. Tennessee-Martin (11/26/1994) | 35, LSU (1/18/1987) |
| Field Goals Made | 49 vs. Kentucky State (12/15/2001) | 41, UL Lafayette (12/23/1989) |
| Field Goals Attempted | 103 vs. UL Lafayette (12/23/1989) | 89, UL Lafayette (12/23/1989) |
| Field-Goal Percentage | .722 vs. Mississippi State (2/15/1986) | .650, Northwestern State (11/22/1985) |
| 3-Pointers Made | 20 vs. LSU (3/4/1995) | 19, VMI (11/18/2018) |
| 3-Pointers Attempted | 53 vs. UL Lafayette (12/23/1989) | 40, Alabama (2/19/2022) |
| 3-Point Goal Percentage | .692 vs. Drexel (12/21/2009) | .714, Austin Peay (11/29/1986) .714, Alabama (1/21/2012) |
| Free Throws Made | 44 vs. Vanderbilt (1/19/1980) | 41, Arkansas (1/25/1992) |
| Free Throws Attempted | 56 vs. Mississippi State (2/28/1977) | 49, Arkansas (1/25/1992) |
| Free-Throw Percentage | 1.000 vs. Austin Peay (12/19/2009) 1.000 vs. Florida (2/7/2012) 1.000 vs. Florida (2/22/2020) | 1.000, East Tennessee State (12/21/1984) 1.000, Hartford (12/29/2009) 1.000, Boise State (12/10/2013) 1.000, Texas A&M (1/21/23) |
| Rebounds | 62 vs. Bowling Green (12/17/1976) 62 vs. Morehead State (12/16/1995) | 62, UL Lafayette (12/23/1989) |
| Assists | 33 vs. Kentucky State (12/15/2001) | 25, Georgia (2/24/1985) |
| Turnovers | 29 vs. Eastern Kentucky (12/5/2000) | 42, Tennessee-Martin (11/26/1994) |
| Blocked Shots | 18 vs. St. John's (12/1/2011) | 19, Villanova (12/4/1982) |
| Steals | 23 vs. Mississippi State (2/3/1991) 23 vs. Tennessee-Martin (11/26/1994) | 19, Villanova (12/4/1982) |
| Personal Fouls | 35 vs. Auburn (2/4/1981) | 36, LSU (1/25/1982) |

INDIVIDUAL RECORDS

| CATEGORY | KENTUCKY | OPPONENT |
|------------------------------|---|---|
| Points | 40, Derrick Miller vs. Vanderbilt (2/7/1990) | 45, David Robinson, Navy (1/25/1987) |
| Field Goals Made | 15, Patrick Patterson vs. Tennessee State (12/22/2008) 15, Derrick Miller vs. Vanderbilt (2/7/1990) | 17, Freeman Williams, Portland State (1/16/1977) |
| Field Goals Attempted | 28, Derrick Miller vs. Vanderbilt (2/7/1990) | 40, Freeman Williams, Portland State (1/16/1977) |
| 3-Pointers Made | 9, Tony Delk vs. TCU (1/20/1996) | 11, Corey Allmond, Sam Houston State (11/19/2009) |
| 3-Pointers Attempted | 18, Derrick Miller vs. Tennessee Tech (12/6/1989) | 17, Chris Jackson, LSU (2/15/1990) 17, Vincent Yarbrough, Tennessee (2/19/2002) |
| Free Throws Made | 18, Dwight Anderson vs. Mississippi State (2/12/1979) | 16, Dan Cross, Florida (2/18/1995) |
| Free Throws Attempted | 23, Dwight Anderson vs. Mississippi State (2/12/1979) | 18, Ronnie Williams, Florida (1/17/1983) |
| Rebounds | 28, Oscar Tshiebwe vs. Western Kentucky (12/22/2021) | 21, Shaquille O'Neal, LSU (2/15/1990) |
| Assists | 17, TyTy Washington Jr. vs. Georgia (1/8/2022) | 11, Spud Webb, N.C. State (1/5/1985) |
| Blocked Shots | 9, Willie Cauley/Stein vs. Boise State (12/10/2013) 9, Sam Bowie vs. Vanderbilt (2/21/1981) 9, Andre Riddick vs. LSU(3/14/1993) | 10, David Robinson, Navy (1/25/1987) |
| Steals | 8, Rajon Rondo vs. Mississippi State (2/19/2005) | 7, Michael Johnson, Alaska (12/28/1987) 7, Arizona Reid, High Point (11/29/2005) 7, Ben Simmons, LSU (3/5/2016) |

MISCELLANEOUS

| | |
|------------------------------------|--|
| Win-Loss | 647-81 (.889) |
| Most Combined Points | 229 vs. UL Lafayette, (12/23/1989; ULL 116, UK 113 ot) |
| Most Wins in a Season | 19 - 2014/15 |
| Most Losses in a Season | 6 - 2020-21, 2008-09, 1988-89 |
| Longest Winning Streak | 54 - Nov. 13, 2010 to Dec. 1, 2012 |
| Longest Losing Streak | 2 - Seven times, last Feb. 6, 2021 to Feb. 9, 2021 |
| 100-Point Games by Kentucky | 62, last vs. South Carolina State (11/17/2022) |
| Largest Attendance | 24,479 vs. Louisville (1/2/2010) |

LARGEST RUPP ARENA CROWDS (UK GAMES)

| NO. | ATT. | DATE | OPPONENT | SCORE | W/L |
|-----|--------|---------------|----------------|-------|-----|
| 1. | 24,479 | Jan. 2, 2010 | Louisville | 71-62 | W |
| 2. | 24,468 | Dec. 5, 2009 | North Carolina | 68-66 | W |
| 3. | 24,467 | Feb. 16, 2019 | Tennessee | 86-69 | W |
| 4. | 24,465 | Feb. 10, 2007 | Florida | 64-61 | L |
| 5. | 24,459 | Feb. 4, 2003 | Florida | 70-55 | W |
| 6. | 24,456 | March 9, 2019 | Florida | 66-57 | W |
| 7. | 24,432 | Dec. 17, 2005 | Louisville | 73-61 | W |
| 8. | 24,431 | Feb. 25, 2017 | Florida | 76-66 | W |
| 9. | 24,428 | March 7, 2015 | Florida | 67-50 | W |
| 10. | 24,425 | Feb. 15, 2014 | Florida | 69-59 | L |
| 11. | 24,418 | Jan. 28, 2017 | Kansas | 79-73 | L |
| 12. | 24,416 | Feb. 28, 2015 | Arkansas | 84-67 | W |
| 13. | 24,414 | March 5, 2016 | LSU | 94-77 | W |
| 14. | 24,412 | Dec. 26, 2015 | Louisville | 75-73 | W |
| 15. | 24,411 | Feb. 28, 2009 | LSU | 73-70 | L |
| 14. | 24,394 | Jan. 20, 2018 | Florida | 66-64 | L |
| 15. | 24,228 | Dec. 29, 2017 | Louisville | 90-61 | W |

RUPP ARENA FACTS

| | |
|-------------------------------|---|
| Capacity | 20,500 (capacity changed in 2019 following renovations) |
| UK's record | 647-81 (.889) |
| Most Wins in a Season | 19 (2014-15) |
| Longest Winning Streak | 54 (11/13/09 to 12/1/12) |

PACKED TO THE RAFTERS

- Now in its 48th season as the home court of Kentucky basketball, the facility has seen UK win more than 89% of its home games since it opened in 1976
- Prior to reducing seating capacity for the 2019-20 season, Kentucky led the nation in average home attendance in 20 of the previous 24 seasons
- Since Rupp Arena opened for the 1976-77 season, and excluding the 2020-21 season that was affected by the COVID-19 pandemic, UK has ranked either first or second in average attendance every season
- Excluding the 2020-21 season that was affected by the COVID-19 pandemic, UK has averaged more than 20,000 fans per game in all but two seasons of the John Calipari era
- Chair-back seating was installed in the upper-sideline area prior to the 2019-20 season. Two club areas for season ticket holders opened in 2021-22 season with a third opening during the 2022-23 season
- A center-hung scoreboard, ribbon boards, a new sound system and lighting were installed over the 2014-15 and 2015-16 seasons

KENTUCKY GAME ATTENDANCE

| YEAR | SITE | GMS | ATT. | AVG. |
|----------|----------|-----|-----------|-----------|
| 2022-23 | Rupp | 18 | 357,720 | 19,873 |
| 2021-22 | Rupp | 18 | 348,082 | 19,338 |
| 2020-21* | Rupp | 11 | 33,825 | 3,075 |
| 2019-20 | Rupp | 18 | 362,872 | 20,160 |
| 2018-19 | Rupp | 18 | 390,510 | 21,695 |
| 2017-18 | Rupp | 18 | 393,743 | 21,875• |
| 2016-17 | Rupp | 17 | 398,850 | 23,462• |
| 2015-16 | Rupp | 17 | 397,148• | 23,362• |
| 2014-15 | Rupp | 19 | 447,874•* | 23,572 |
| 2013-14 | Rupp | 18 | 413,350 | 22,964 |
| 2012-13 | Rupp | 18 | 415,775 | 23,099• |
| 2011-12 | Rupp | 18 | 426,978 | 23,721• |
| 2010-11 | Rupp | 15 | 354,046 | 23,603• |
| 2009-10 | Rupp | 18 | 433,989 | 24,110 •* |
| 2008-09 | Rupp | 19 | 422,547 | 22,239• |
| 2007-08 | Rupp | 18 | 405,964 | 22,554• |
| 2006-07 | Rupp | 16 | 374,737 | 23,421• |
| 2005-06 | Rupp | 15 | 341,445 | 22,763• |
| 2004-05 | Rupp | 15 | 337,796 | 22,520 |
| 2003-04 | Rupp | 13 | 295,227 | 22,710• |
| 2002-03 | Rupp | 13 | 289,526 | 22,271• |
| 2001-02 | Rupp | 15 | 315,203 | 21,014• |
| 2000-01 | Rupp | 12 | 261,435 | 21,786• |
| 1999-00 | Rupp | 14 | 314,267 | 22,448• |
| 1998-99 | Rupp | 13 | 303,771 | 23,367• |
| 1997-98 | Rupp | 12 | 287,354 | 23,946• |
| 1996-97 | Rupp | 13 | 309,457 | 23,804• |
| 1995-96 | Rupp | 13 | 310,633 | 23,895• |
| 1994-95 | Rupp | 13 | 309,477 | 23,806 |
| 1993-94 | Rupp | 14 | 326,474 | 23,320 |
| 1992-93 | Rupp | 16 | 382,869 | 23,929 |
| 1991-92 | Rupp | 17 | 403,847 | 23,755 |
| 1990-91 | Rupp | 13 | 312,329 | 24,025 |
| 1989-90 | Rupp | 15 | 346,869 | 23,125 |
| 1988-89 | Rupp | 14 | 306,524 | 21,895 |
| 1987-88 | Rupp | 17 | 393,725 | 23,160 |
| 1986-87 | Rupp | 15 | 345,718 | 23,048 |
| 1985-86 | Rupp | 18^ | 407,290 | 22,627 |
| 1984-85 | Rupp | 14 | 320,926 | 22,923 |
| 1983-84 | Rupp | 16 | 380,453• | 23,778• |
| 1982-83 | Rupp | 15^ | 356,766 | 23,785• |
| 1981-82 | Rupp | 16 | 371,093• | 23,193• |
| 1980-81 | Rupp | 15 | 354,996• | 23,666• |
| 1979-80 | Rupp | 15 | 352,511• | 23,501• |
| 1978-79 | Rupp | 15 | 351,042• | 23,338• |
| 1977-78 | Rupp | 16 | 373,403 | 23,338• |
| 1976-77 | Rupp | 14 | 312,527• | 22,323• |
| 1975-76 | Memorial | 12 | 138,135 | 11,511 |
| 1974-75 | Memorial | 12 | 138,098 | 11,539 |
| 1973-74 | Memorial | 12 | 130,755 | 10,896 |
| 1972-73 | Memorial | 12 | 150,856 | 11,604 |
| 1971-72 | Memorial | 13 | 150,297 | 11,561 |

| YEAR | SITE | GMS | ATT. | AVG. |
|---------|----------|-----|---------|--------|
| 1970-71 | Memorial | 13 | 152,471 | 11,728 |
| 1969-70 | Memorial | 15 | 181,295 | 12,086 |
| 1968-69 | Memorial | 13 | 165,600 | 11,821 |
| 1967-68 | Memorial | 16 | 178,000 | 11,333 |
| 1966-67 | Memorial | 13 | 136,588 | 10,502 |
| 1965-66 | Memorial | 13 | 149,571 | 11,505 |
| 1964-65 | Memorial | 14 | 151,000 | 10,786 |
| 1963-64 | Memorial | 14 | 165,650 | 11,117 |
| 1962-63 | Memorial | 15 | 153,132 | 10,208 |
| 1961-62 | Memorial | 16 | 165,495 | 10,343 |
| 1960-61 | Memorial | 14 | 129,978 | 9,284 |
| 1959-60 | Memorial | 13 | 138,995 | 10,692 |
| 1958-59 | Memorial | 15 | 177,824 | 11,855 |
| 1957-58 | Memorial | 13 | 124,461 | 9,574 |
| 1956-57 | Memorial | 14 | 129,733 | 9,266 |
| 1955-56 | Memorial | 13 | 126,104 | 9,700 |

+ Attendance limited due to COVID-19 pandemic
 • Nation's leader
 ^ Includes three SEC Tournament games
 * Rupp Arena Record

COLLEGE TOURNAMENTS IN RUPP ARENA

NCAA MEN'S TOURNAMENTS

- 1977: Midwest Region**
 Michigan 86, Detroit 81 (semi)
 Charlotte 81, Syracuse 59 (semi)
 Charlotte 75, Michigan 68 (final)
- 1980: Midwest Region**
 Duke 55, Kentucky 54 (semi)
 Purdue 76, Indiana 69 (semi)
 Purdue 68, Duke 60 (final)
- 1984: Midwest Region**
 Kentucky 72, Louisville 67 (semi)
 Illinois 72, Maryland 70 (semi)
 Kentucky 54, Illinois 51 (final)
- 1985: NCAA Final Four**
 Georgetown 77, St. John's 59 (semi)
 Villanova 52, Memphis 45 (semi)
 Villanova 66, Georgetown 64 (final)
- 1989: Southeast Region**
 Virginia 86, Oklahoma 80 (semi)
 Michigan 92, North Carolina 87 (semi)
 Michigan 102, Virginia 65 (final)
- 1992: Southeast Region**
 Ohio State 80, North Carolina 73 (semi)
 Michigan 75, Oklahoma State 72 (semi)
 Michigan 75, Ohio State 71 (OT) (final)
- 1994: Southeast Region**
 Purdue 98, Central Florida 67 (1st rd)
 Alabama 76, Providence 70 (1st rd)
 W. Forest 68, Col. Of Charleston 58 (1st rd)
 Kansas 102, Chattanooga 73 (1st rd)
 Purdue 83, Alabama 73 (2nd rd)
 Kansas 69, Wake Forest 58 (2nd rd)
- 1996: Southeast Region**
 Mississippi State 60, UConn 55 (semi)
 Cincinnati 87, Georgia Tech 70 (semi)
 Mississippi State 73, Cincinnati 63 (final)
- 1998: South Region**
 Duke 99, Radford 63 (1st rd)
 Oklahoma St. 74, G. Washington 59 (1st rd)
 Syracuse 63, Iona 61 (1st rd)
 New Mexico 79, Butler 62 (1st rd)
 Duke 79, Oklahoma State 73 (2nd rd)
 Syracuse 56, New Mexico 62 (2nd rd)
- 2002: South Region**
 Indiana 73, Duke, 72 (semi)
 Kent State 78, Pittsburgh 73 (semi)
 Indiana 81, Kent State 69 (final)

2007: South Region

- Louisville 78, Stanford 58 (1st rd)
 Texas A&M 68, Penn 52 (1st rd)
 Ohio State 78, Central Conn. St. 57 (1st rd)
 Xavier 79, BYU 77 (1st rd)
 Ohio State 78, Xavier 71 [OT] (2nd rd)
 Texas A&M 72, Louisville 69 (2nd rd)

2013: Midwest Region

- Louisville 79, N.C. A&T 48 (1st rd)
 Colorado St. 84, Missouri 72 (1st rd)
 Louisville 82, Colorado St. 56 (2nd rd)

East Region

- Butler 68, Bucknell 56 (1st rd)
 Marquette 59, Davidson 58 (1st rd)
 Marquette 74, Butler 72 (2nd rd)

NCAA WOMEN'S TOURNAMENTS

- 1986: NCAA Final Four**
 Texas 90, Western Kentucky 65 (semi)
 USC 83, Tennessee 59 (national semi)
 Texas 97, USC 81 (final)
- 2016: Lexington Regional**
 Stanford 90, Notre Dame 84 (semi)
 Washington 85, Kentucky 72 (semi)
 Washington 85, Stanford 76 (final)
- 2017: Lexington Regional**
 Notre Dame 99, Ohio State 76 (semi)
 Stanford 77, Texas 66 (semi)
 Stanford 76, Notre Dame 75 (final)
- 2018: Lexington Regional**
 Oregon State 72, Baylor 67 (semi)
 Louisville 86, Stanford 59 (semi)
 Louisville 76, Oregon State 43 (final)

OHIO VALLEY CONFERENCE TOURNAMENTS

- 1992:** Tennessee Tech 89, Austin Peay 68 (1st rd)
 Eastern Kentucky 88, Tennessee State 67 (1st rd)
 Morehead State 81, MTSU 80 (1st rd)
 Eastern Kentucky 72, Tennessee Tech 67 (semi)
 Murray State 109, Morehead State 77 (semi)
 Murray State 81, Eastern Kentucky 60 (final)
- 1993:** Tennessee Tech 97, Morehead State 89 (1st rd)
 Murray State 82, Austin Peay 66 (1st rd)
 Tennessee State 77, Tennessee Tech 70 (semi)
 Murray State 74, Eastern Kentucky 73 (semi)
 Tennessee State 82, Murray State 68 (final)

SEC TOURNAMENTS

1982: Vanderbilt 47, Florida 46 (2OT) (1st rd)
 Auburn 38, Mississippi State 36 (OT) (1st rd)
 Alabama 85, Georgia 74 (2nd rd)
 Ole Miss 59, LSU 52 (2nd rd)
 Tennessee 57, Vanderbilt 54 (2nd rd)
 Kentucky 89, Auburn 66 (2nd rd)
 Alabama 56, Tennessee 50 (semi)
 Kentucky 62, Ole Miss 58 (semi)
 Alabama 48, Kentucky 46 (final)

1986: Mississippi State 62, Vanderbilt 54 (1st rd)
 Ole Miss 73, Tennessee 56 (1st rd)
 Alabama 79, Georgia 59 (2nd rd)
 LSU 72, Florida 66 (2nd rd)
 Mississippi State 65, Auburn 63 (2nd rd)
 Kentucky 95, Ole Miss 69 (2nd rd)
 Alabama 77, Mississippi State 65 (semi)
 Kentucky 61, LSU 58 (semi)
 Kentucky 83, Alabama 72 (final)

1993: Alabama 87, South Carolina 79 (1st rd)
 Georgia 87, Mississippi State 56 (1st rd)
 Ole Miss 67, Florida 62 (1st rd)
 Tennessee 78, Auburn 76 (1st rd)
 Vanderbilt 76, Alabama 59 (2nd rd)
 Arkansas 65, Georgia 60 (2nd rd)
 LSU 89, Ole Miss 70 (2nd rd)
 Kentucky 101, Tennessee 40 (2nd rd)
 LSU 72, Vanderbilt 62 (semi)
 Kentucky 92, Arkansas 81 (semi)
 Kentucky 82, LSU 65 (final)

YEAR-BY-YEAR AT ALUMNI GYM

| YEAR | W-L | Pct. |
|---------|------|-------|
| 1924-25 | 8-2 | .800 |
| 1925-26 | 9-1 | .900 |
| 1926-27 | 2-8 | .250 |
| 1927-28 | 6-2 | .750 |
| 1928-29 | 7-2 | .778 |
| 1929-30 | 12-1 | .923 |
| 1930-31 | 9-0 | 1.000 |
| 1931-32 | 10-1 | .909 |
| 1932-33 | 10-1 | .909 |
| 1933-34 | 10-0 | 1.000 |
| 1934-35 | 13-0 | 1.000 |
| 1935-36 | 11-1 | .917 |
| 1936-37 | 9-1 | .900 |
| 1937-38 | 9-0 | 1.000 |
| 1938-39 | 9-1 | .900 |

| YEAR | W-L | Pct. |
|---------------|---------------|-------------|
| 1939-40 | 8-1 | .889 |
| 1940-41 | 9-1 | .900 |
| 1941-42 | 10-0 | 1.000 |
| 1942-43 | 8-1 | .889 |
| 1943-44 | 8-0 | 1.000 |
| 1944-45 | 10-0 | 1.000 |
| 1945-46 | 12-0 | 1.000 |
| 1946-47 | 17-0 | 1.000 |
| 1947-48 | 11-0 | 1.000 |
| 1948-49 | 10-0 | 1.000 |
| 1949-50 | 10-0 | 1.000 |
| Totals | 247-24 | .911 |

YEAR-BY-YEAR AT MEMORIAL COLISEUM

| YEAR | W-L | Pct. |
|----------|------|-------|
| 1950-51 | 14-0 | 1.000 |
| 1951-52 | 12-0 | 1.000 |
| 1952-53# | - | - |
| 1953-54 | 14-0 | 1.000 |
| 1954-55 | 13-1 | .929 |
| 1955-56 | 11-2 | .909 |
| 1956-57* | 14-2 | .875 |
| 1957-58* | 14-1 | .933 |
| 1958-59 | 14-0 | 1.000 |
| 1959-60 | 10-3 | .769 |
| 1960-61 | 12-2 | .857 |
| 1961-62 | 14-2 | .875 |
| 1962-63 | 10-5 | .667 |
| 1963-64 | 13-1 | .929 |
| 1964-65 | 12-2 | .857 |
| 1965-66 | 13-0 | 1.000 |
| 1966-67 | 8-7 | .533 |
| 1967-68* | 14-1 | .933 |

| YEAR | W-L | Pct. |
|---------------|---------------|-------------|
| 1968-69 | 12-1 | .923 |
| 1969-70 | 15-0 | 1.000 |
| 1970-71 | 12-1 | .923 |
| 1971-72 | 12-1 | .923 |
| 1972-73 | 11-2 | .846 |
| 1973-74 | 9-3 | .750 |
| 1974-75 | 12-0 | 1.000 |
| 1975-76 | 11-1 | .917 |
| 2008-09! | 1-0 | 1.000 |
| Totals | 307-38 | .890 |

#-UK was suspended from play by the NCAA
 *-Record includes two NCAA Tournament games
 !-NIT game vs. UNLV



YEAR-BY-YEAR AT RUPP ARENA

| YEAR | W-L | PCT. |
|---------|------|-------|
| 1976-77 | 12-2 | .857 |
| 1977-78 | 16-0 | 1.000 |
| 1978-79 | 11-4 | .733 |
| 1979-80 | 12-3 | .800 |
| 1980-81 | 15-0 | 1.000 |
| 1981-82 | 15-1 | .938 |
| 1982-83 | 14-1 | .933 |
| 1983-84 | 16-0 | 1.000 |
| 1984-85 | 11-3 | .786 |
| 1985-86 | 18-0 | 1.000 |
| 1986-87 | 13-2 | .867 |
| 1987-88 | 14-2 | .875 |
| 1988-89 | 8-6 | .571 |
| 1989-90 | 13-2 | .867 |
| 1990-91 | 13-0 | 1.000 |
| 1991-92 | 15-2 | .882 |
| 1992-93 | 16-0 | 1.000 |
| 1993-94 | 13-1 | .929 |
| 1994-95 | 12-1 | .923 |
| 1995-96 | 13-0 | 1.000 |
| 1996-97 | 12-1 | .923 |
| 1997-98 | 9-3 | .750 |
| 1998-99 | 12-1 | .923 |
| 1999-00 | 14-0 | 1.000 |
| 2000-01 | 11-1 | .917 |
| 2001-02 | 12-3 | .800 |
| 2002-03 | 12-1 | .923 |
| 2003-04 | 11-2 | .846 |
| 2004-05 | 14-1 | .933 |
| 2005-06 | 10-5 | .667 |
| 2006-07 | 14-2 | .875 |
| 2007-08 | 14-4 | .778 |
| 2008-09 | 12-6 | .667 |
| 2009-10 | 18-0 | 1.000 |
| 2010-11 | 15-0 | 1.000 |
| 2011-12 | 18-0 | 1.000 |
| 2012-13 | 16-2 | .889 |
| 2013-14 | 16-2 | .889 |
| 2014-15 | 19-0 | 1.000 |
| 2015-16 | 17-0 | 1.000 |

| YEAR | W-L | PCT. |
|---------------|---------------|-------------|
| 2016-17 | 15-2 | .882 |
| 2017-18 | 16-2 | .889 |
| 2018-19 | 17-1 | .944 |
| 2019-20 | 16-2 | .889 |
| 2020-21 | 5-6 | .455 |
| 2021-22 | 18-0 | 1.000 |
| 2022-23 | 14-4 | .779 |
| Totals | 647-81 | .889 |

KENTUCKY AT HOME THROUGH THE YEARS

| HOME ARENA | SEASONS | W-L | PCT. |
|---|------------|------------------|-------------|
| Pre-Alumni Gym (1903 through 1924) | 22 | 91-46 | .664 |
| Alumni Gym (1924-25 through 1949-50) | 26 | 247-24 | .911 |
| Memorial Coliseum (1950-51 through 1975-76, 2009) | 26* | 307-38 | .890 |
| Rupp Arena (1976-77 through present) | 47 | 647-81 | .889 |
| Totals | 121 | 1,292-189 | .872 |

*UK hosted UNLV in the opening round of the 2009 NIT

KENTUCKY RESULTS IN LOUISVILLE

| YEAR | OPPONENT | SCORE | W-L |
|---------|-------------------------|---------------------|-----|
| 1907-08 | Louisville Coliseum | 30-18 | L |
| 1913-14 | Louisville | 26-13 | W |
| 1914-15 | St. Andrews | 50-25 | L |
| | Louisville | 26-15 | L |
| 1915-16 | Louisville | 32-24 | W |
| 1917-18 | Centre | 24-12 | L |
| 1921-22 | Louisville | 38-14 | W |
| 1936-37 | Notre Dame | 41-28 | L |
| 1938-39 | Notre Dame | 42-37 | L |
| 1940-41 | Notre Dame | 48-47 | L |
| | Ole Miss [SEC] | 62-52 | W |
| | Tulane [SEC] | 59-30 | W |
| | Alabama [SEC] | 39-37 | W |
| | Tennessee [SEC] | 36-33 | L |
| 1941-42 | Florida [SEC] | 42-36 | W |
| | Ole Miss [SEC] | 59-32 | W |
| | Auburn [SEC] | 40-31 | W |
| | Alabama [SEC] | 36-34 | W |
| | Great Lakes | 58-47 | L |
| 1942-43 | Indiana | 58-52 | L |
| | Notre Dame | 60-55 | W |
| 1942-43 | Tulane [SEC] | 48-31 | W |
| | Georgia [SEC] | 59-30 | W |
| | Mississippi State [SEC] | 52-43 | W |
| | Tennessee [SEC] | 33-30 | L |
| | Great Lakes | 53-39 | L |
| 1943-44 | Indiana | 66-41 | W |
| | Notre Dame | 55-54 | W |
| | Georgia [SEC] | 57-29 | W |
| | LSU [SEC] | 55-28 | W |
| | Tulane [SEC] | 62-46 | W |
| 1944-45 | Indiana | 61-43 | W |
| | Notre Dame | 59-58 ^{OT} | L |
| | Florida [SEC] | 57-35 | W |
| | LSU [SEC] | 68-37 | W |
| | Alabama [SEC] | 52-41 | W |
| | Tennessee [SEC] | 39-35 | W |
| 1945-46 | Notre Dame | 56-47 | L |
| | Auburn [SEC] | 69-24 | W |
| | Florida [SEC] | 69-32 | W |
| | Alabama [SEC] | 59-30 | W |
| | LSU [SEC] | 59-36 | W |
| | Temple | 54-43 | W |
| 1946-47 | DePaul | 65-45 | W |
| | Notre Dame | 60-30 | W |
| | Vanderbilt [SEC] | 98-29 | W |
| | Auburn [SEC] | 84-18 | W |
| | Georgia Tech [SEC] | 75-53 | W |
| | Tulane [SEC] | 55-38 | W |
| 1946-47 | Temple | 68-29 | W |
| 1947-48 | DePaul | 74-50 | W |

| YEAR | OPPONENT | SCORE | W-L |
|---------|-------------------------|--------|-----|
| | Creighton | 65-23 | W |
| | Temple | 58-38 | W |
| | Florida [SEC] | 87-31 | W |
| | LSU [SEC] | 63-47 | W |
| | Tennessee [SEC] | 70-47 | W |
| | Georgia Tech [SEC] | 54-43 | W |
| 1948-49 | DePaul | 67-36 | W |
| | Tulane | 51-47 | W |
| | Notre Dame | 62-38 | W |
| | Florida [SEC] | 73-36 | W |
| | Auburn [SEC] | 70-39 | W |
| | Tennessee [SEC] | 83-44 | W |
| | Tulane [SEC] | 68-52 | W |
| 1949-50 | DePaul | 49-47 | W |
| | Miss. State [SEC] | 56-46 | W |
| | Georgia [SEC] | 79-63 | W |
| | Tennessee [SEC] | 95-58 | W |
| 1950-51 | Mississippi State [SEC] | 92-70 | W |
| | Auburn [SEC] | 84-54 | W |
| | Georgia Tech [SEC] | 82-56 | W |
| | Vanderbilt [SEC] | 61-57 | L |
| 1951-52 | Georgia | 95-55 | W |
| | Georgia Tech [SEC] | 80-59 | W |
| | Tulane [SEC] | 85-61 | W |
| | Tennessee [SEC] | 81-66 | W |
| | LSU [SEC] | 44-43 | W |
| 1953-54 | Georgia Tech | 99-48 | W |
| 1955-56 | Georgia | 143-66 | W |

FREEDOM HALL ERA

| YEAR | OPPONENT | SCORE | W-L |
|---------|-------------------|----------------------|-----|
| 1957-58 | Temple [NCAA] | 61-60 | W |
| | Seattle [NCAA] | 84-72 | W |
| 1958-59 | Illinois | 76-75 | W |
| 1959-60 | Temple | 97-92 | W |
| 1960-61 | Notre Dame | 68-62 | W |
| | Morehead [NCAA] | 71-64 | W |
| | Ohio State [NCAA] | 87-74 | L |
| 1961-62 | Notre Dame | 100-53 | W |
| 1962-63 | Notre Dame | 78-70 | W |
| 1963-64 | Notre Dame | 101-81 | W |
| 1964-65 | Notre Dame | 111-97 | L |
| 1965-66 | Notre Dame | 103-69 | W |
| 1966-67 | Notre Dame | 96-85 | W |
| 1967-68 | Notre Dame | 81-73 | W |
| 1968-69 | Notre Dame | 110-90 | W |
| 1969-70 | Notre Dame | 102-100 | W |
| 1970-71 | Notre Dame | 99-92 | L |
| 1971-72 | Indiana | 90-89 ^{2OT} | L |
| | Notre Dame | 83-67 | W |
| 1972-73 | North Carolina | 78-70 | L |

| YEAR | OPPONENT | SCORE | W-L |
|---------|-------------------|---------------------|-----|
| | Notre Dame | 65-63 | W |
| 1973-74 | Indiana | 77-68 | L |
| | Notre Dame | 94-79 | L |
| 1974-75 | North Carolina | 90-78 | W |
| | Kansas | 100-63 | W |
| | Notre Dame | 113-96 | W |
| 1975-76 | Indiana | 77-68 ^{OT} | L |
| | Notre Dame | 79-77 | W |
| 1976-77 | Notre Dame | 102-78 | W |
| | Florida State | 97-57 | W |
| 1977-78 | Notre Dame | 73-68 | W |
| 1978-79 | Notre Dame | 81-76 | W |
| 1979-80 | Notre Dame | 86-80 | W |
| 1980-81 | Notre Dame | 67-61 | L |
| 1981-82 | Notre Dame | 34-28 ^{OT} | W |
| 1982-83 | Kansas | 83-62 | W |
| 1983-84 | Purdue | 86-67 | W |
| 1984-85 | Louisville | 71-64 | L |
| | Kansas | 92-89 | W |
| 1985-86 | VMI | 93-55 | W |
| 1986-87 | Louisville | 85-51 | W |
| | Georgia | 69-65 | L |
| 1987-88 | Notre Dame | 78-69 | W |
| 1988-89 | Austin Peay | 85-77 | W |
| | Louisville | 97-75 | L |
| 1989-90 | North Carolina | 121-110 | L |
| 1990-91 | Western Kentucky | 84-70 | W |
| | Louisville | 93-85 | W |
| 1991-92 | Morehead State | 101-84 | W |
| 1992-93 | Louisville | 88-68 | W |
| | Indiana | 81-78 | W |
| 1993-94 | Ole Miss | 98-64 | W |
| 1994-95 | Indiana | 73-70 | W |
| | Louisville | 88-86 | L |
| 1995-96 | Marshall | 118-99 | W |
| 1996-97 | Indiana | 99-65 | W |
| | Louisville | 74-54 | W |
| 1997-98 | Alabama | 70-67 | W |
| 1998-99 | Indiana | 70-61 ^{OT} | W |
| | Louisville | 83-74 | L |
| 1999-00 | Georgia Tech | 80-71 | W |
| 2000-01 | Indiana | 88-74 | W |
| | Louisville | 64-62 | W |
| 2001-02 | Tulane | 101-67 | W |
| 2002-03 | Indiana | 70-64 | W |
| | Louisville | 81-63 | L |
| 2003-04 | Austin Peay | 61-53 | W |
| 2004-05 | Indiana | 73-58 | W |
| | Louisville | 60-58 | W |
| 2005-06 | Iona | 73-67 | W |
| 2006-07 | Chattanooga | 79-63 | W |
| | Louisville | 61-49 | W |
| 2007-08 | UAB | 79-76 | L |
| 2008-09 | Appalachian State | 93-69 | W |
| | Louisville | 74-71 | L |

| YEAR | OPPONENT | SCORE | W-L |
|---------|----------------------|-------|-----|
| 2009-10 | UNC Asheville | 94-57 | W |
| 2010-11 | Notre Dame | 72-58 | W |
| 2011-12 | Arkansas-Little Rock | 73-51 | W |

KFC YUM! CENTER ERA

| YEAR | OPPONENT | SCORE | W-L |
|---------|-------------------|-------|-----|
| 2010-11 | Louisville | 78-63 | W |
| 2011-12 | WKU [NCAA] | 81-66 | W |
| | Iowa St. [NCAA] | 87-71 | W |
| 2012-13 | Louisville | 80-77 | L |
| 2014-15 | Louisville | 58-50 | W |
| | Hampton [NCAA] | 79-56 | W |
| | Cincinnati [NCAA] | 64-51 | W |
| 2016-17 | Louisville | 73-70 | L |
| 2018-19 | Louisville | 71-58 | W |
| 2020-21 | Louisville | 62-59 | L |

Freedom Hall record: 60-18
 KFC YUM! Center record: 7-3
 UK's overall record in Louisville: 131-36

WILDCATS IN THE NBA

ADEBAYO, Bam – Miami Heat (2018-23)

ANDERSON, Derek – Cleveland Cavaliers (1998-99), Los Angeles Clippers (2000), San Antonio Spurs (2001), Portland Trail Blazers (2002-05), Houston Rockets (2006), Miami Heat (2006), Charlotte Bobcats (2007-08)

AZUBUIKE, Kelenna – Golden State Warriors (2007-10), New York Knicks (2011), Dallas Mavericks (2012)

BARKER, Cliff – Indianapolis Olympians (1950-52)

BEARD, Ralph – Indianapolis Olympians (1950-51)

BENNETT, Winston – Cleveland Cavaliers (1990-92), Miami Heat (1992)

BIRD, Jerry – New York Knicks (1959)

BLEDSE, Eric – Los Angeles Clippers (2011-13), Phoenix Suns (2014-18), Milwaukee Bucks (2018-20), New Orleans Pelicans (2021), Los Angeles Clippers (2022), Portland Trail Blazers (2022)

BOGANS, Keith – Orlando Magic (2004), Charlotte Bobcats (2005-06), Houston Rockets (2006), Orlando Magic (2007-09), Milwaukee Bucks (2009), San Antonio Spurs (2010), Chicago Bulls (2011), New Jersey/Brooklyn Nets (2012-13), Boston Celtics (2014)

BOOKER, Devin – Phoenix Suns (2016-23)

BOSTON JR., Brandon – Los Angeles Clippers (2022-23)

BOWIE, Sam – Portland Trail Blazers (1985-89), New Jersey Nets (1990-93), Los Angeles Lakers (1994-95)

BRISCOE, Isaiah – Orlando Magic (2019)

BURROW, Bob – Rochester Royals (1957), Minneapolis Lakers (1958)

CAULEY-STEIN, Willie – Sacramento Kings (2016-19), Golden State Warriors (2020), Dallas Mavericks (2020-22), Philadelphia 76ers (2022)

CHAPMAN, Rex – Charlotte Hornets (1989-92), Washington Bullets (1992-95), Miami Heat (1996), Phoenix Suns (1997-2000)

CLUGGISH, Bob – New York Knicks (1947)

CONLEY, Larry – Kentucky Colonels [ABA] (1968)

CONNOR, Jimmy Dan – Kentucky Colonels [ABA] (1976)

COUSINS, DeMarcus – Sacramento Kings (2011-17), New Orleans Pelicans (2017-18), Golden State Warriors (2019), Los Angeles Lakers (2020), Houston Rockets (2021), Los Angeles Clippers (2021), Milwaukee Bucks (2022), Denver Nuggets (2022)

COX, Johnny – Chicago Zephyrs (1963)

CRAWFORD, Joe – New York Knick (2009)

DAMPIER, Louie – Kentucky Colonels [ABA] (1968-76), San Antonio Spurs (1977-79)

DANIELS, Erik – Sacramento Kings (2005)

DAVIS, Anthony – New Orleans Pelicans (2013-19), Los Angeles Lakers

(2020-23)

DELK, Tony – Charlotte Hornets (1997-98), Golden State Warriors (1998-99), Sacramento Kings (2000), Phoenix Suns (2000-01), Boston Celtics (2002-03), Dallas Mavericks (2004), Atlanta Hawks (2005-06), Detroit Pistons (2006)

DIALLO, Hamidou – Oklahoma City Thunder (2019-21), Detroit Pistons (2021-23)

FEIGENBAUM, George – Baltimore Bullets (1950), Milwaukee Hawks (1953)

FITCH, Gerald – Miami Heat (2006)

FLYNN, Mike – Indiana Pacers (1976-78) [ABA in 1976]

FOX, De'Aaron – Sacramento Kings (2018-23)

GABRIEL, Wenyen – Sacramento Kings (2019-20), Portland Trail Blazers (2020), New Orleans Pelicans (2021), Brooklyn Nets (2022), Los Angeles Clippers (2022), Los Angeles Lakers (2022-23)

GILGEOS-ALEXANDER, Shai – Los Angeles Clippers (2019), Oklahoma City Thunder (2020-23)

GIVENS, Jack – Atlanta Hawks (1979-80)

GOODWIN, Archie – Phoenix Suns (2014-17), New Orleans Pelicans (2017), Brooklyn Nets (2017)

GREVEY, Kevin – Washington Bullets (1976-83), Milwaukee Bucks (1984-85)

GROZA, Alex – Indianapolis Olympians (1950-51)

HAGAN, Cliff – St. Louis Hawks (1957-66), Dallas Chaparrals [ABA] (1968-70)

HAGANS, Ashton – Minnesota Timberwolves (2021)

HANSON, Reggie – Boston Celics (1998)

HARRELLSON, Josh – New York Knicks (2012), Miami Heat (2013), Detroit Pistons (2014)

HARRISON, Aaron – Charlotte Hornets (2016-17), Dallas Mavericks (2018)

HARRISON, Andrew – Memphis Grizzlies (2017-19), Cleveland Cavaliers (2019), New Orleans Pelicans (2019)

HATTON, Vernon – Cincinnati Royals (1959), Philadelphia Warriors (1959-61), St. Louis Hawks (1962)

HAYES, Chuck – Houston Rockets (2005-11), Sacramento Kings (2012-13), Toronto Raptors (2014-15)

HERRO, Tyler – Miami Heat (2020-23)

HOLLAND, Joe – Indianapolis Olympians (1950-52)

HUMPHRIES, Isaac – Atlanta Hawks (2019)

ISSEL, Dan – Kentucky Colonels [ABA] (1971-75), Denver Nuggets (1976-85) [ABA in 1976]

JACKSON, Isaiah – Indiana Pacers (2022-23)

JOHNSON, Dakari – Oklahoma City

Thunder (2018)

JOHNSON, Keldon – San Antonio Spurs (2020-23)

JOHNSON, Larry – Buffalo Braves (1978)

JONES, Terrence – Houston Rockets (2013-16, 19), New Orleans Pelicans (2017), Milwaukee Bucks (2017)

JONES, Wah Wah – Indianapolis Olympians (1950-52)

KANTER FREEDOM, Enes – Utah Jazz (2012-15), Oklahoma City Thunder (2015-17), New York Knicks (2018-19), Portland Trail Blazers (2019), Boston Celtics (2020), Portland Trail Blazers (2021), Boston Celtics (2022)

KIDD-GILCHRIST, Michael – Charlotte Hornets (2013-20), Dallas Mavericks (2020)

KNIGHT, Brandon – Detroit Pistons (2012-13), Milwaukee Bucks (2014-15), Phoenix Suns (2015-18), Houston Rockets (2019), Cleveland Cavaliers (2010-20), Detroit Pistons (2020), Dallas Mavericks (2022)

KNOX II, Kevin – New York Knicks (2019-22), Atlanta Hawks (2022), Detroit Pistons (2023), Portland Trail Blazers (2023)

KRON, Tommy – St. Louis Hawks (1967), Seattle Supersonics (1968-69), Kentucky Colonels [ABA] (1970)

LABISSIÈRE, Skal – Sacramento Kings (2017-19), Portland Trail Blazers (2019-20), Atlanta Hawks (2020)

LAMB, Doron – Milwaukee Bucks (2013), Orlando Magic (2013-14)

LIGGINS, DeAndre – Orlando Magic (2012), Oklahoma City Thunder (2013), Cleveland Cavaliers (2017), Dallas Mavericks (2017), Milwaukee Bucks (2018), New Orleans Pelicans (2018)

LOCK, Rob – Los Angeles Clippers (1989)

LYLES, Trey – Utah Jazz (2016-17), Denver Nuggets (2018-19), San Antonio Spurs (2020-21), Detroit Pistons (2022), Sacramento Kings (2022-23)

MACY, Kyle – Phoenix Suns (1981-85), Chicago Bulls (1986), Indiana Pacers (1987)

MAGLOIRE, Jamaal – Charlotte/New Orleans Hornets (2001-05), Milwaukee Bucks (2006), Portland Trail Blazers (2007), New Jersey Nets (2008), Dallas Mavericks (2008), Miami Heat (2009-11), Toronto Raptors (2012)

MASHBURN, Jamal – Dallas Mavericks (1994-97), Miami Heat (1997-2000), Charlotte/New Orleans Hornets (2001-04)

MAXEY, Tyrese – Philadelphia 76ers (2021-23)

McCARTY, Walter – New York Knicks (1997), Boston Celtics (1998-2005), Phoenix Suns (2005), Los Angeles Clippers (2006)

MEEKS, Jodie – Milwaukee Bucks (2010),



WILDCAT NBA CHAMPIONS

ANDERSON, Derek – Miami Heat (2006)
 DAVIS, Anthony – Los Angeles Lakers (2020)
 GREVEY, Kevin – Washington Bullets (1978)
 HAGAN, Cliff – St. Louis Hawks (1958)
 MEEKS, Jodie - Toronto Raptors (2019)
 MOHAMMED, Nazr – San Antonio Spurs (2005)
 MURRAY, Jamal - Denver Nuggets (2023)
 NOEL, Paul – Rochester Royals (1951)
 PRINCE, Tayshaun – Detroit Pistons (2004)
 RAMSEY, Frank – Boston Celtics (1957, '59, '60-'64)
 RILEY, Pat – Los Angeles Lakers (1972; Coach-1982, '85, '87, '88); Miami Heat (Coach-2006)
 ROBEY, Rick – Boston Celtics (1981)
 RONDO, Rajon – Boston Celtics (2008); Los Angeles Lakers (2020)
 STEELE, Larry – Portland Trailblazers (1977)
 TSIOROPOULOS, Lou – Boston Celtics (1957, '59)
 WALKER, Antoine – Miami Heat (2006)

Champions include former UK players who were either the head coach or a member of the winning team

(2013-15), Boston Celtics (2015), Minnesota Timberwolves (2016)
QUICKLEY, Immanuel - New York Knicks (2021-23)
 RAMSEY, Frank – Boston Celtics (1955-64)

RANDLE, Julius – Los Angeles Lakers (2015-18), New Orleans Pelicans (2019), New York Knicks (2020-23)
RICHARDS, Nick - Charlotte Hornets (2021-23)

RILEY, Pat – San Diego Rockets (1968-70), Los Angeles Lakers (1971-76), Phoenix Suns (1976)

ROBEY, Rick – Indiana Pacers (1979), Boston Celtics (1979-83), Phoenix Suns (1984-86)

ROLLINS, Kenny – Chicago Stags (1949-50), Boston Celtics (1953)

RONDO, Rajon – Boston Celtics (2007-15), Dallas Mavericks (2015), Sacramento Kings (2016), Chicago Bulls (2017), New Orleans Pelicans (2018), Los Angeles Lakers (2019-20), Atlanta Hawks (2021), Los Angeles Clippers (2021), Los Angeles Lakers (2022), Cleveland Cavaliers (2022)

SARR, Olivier – Oklahoma City Thunder (2022-23)

SHARPE, Shaedon – Portland Trail Blazers (2023)

SHEPPARD, Jeff – Atlanta Hawks (1999)
 SMITH, Adrian – Cincinnati Royals (1962-70), San Francisco Warriors (1970-71), Virginia Squires [ABA] (1972)

STEELE, Larry – Portland Trail Blazers (1972-80)

TEAGUE, Marquis – Chicago Bulls (2013), Brooklyn Nets (2014), Memphis Grizzlies (2018)

TINGLE, Jack – Washington Capitols (1948), Minneapolis Lakers (1949)

TOWNS, Karl-Anthony – Minnesota Timberwolves (2016-23)

TSIOROPOULOS, Lou – Boston Celtics (1957-59)

TURNER, Wayne – Boston Celtics (2000)

TURPIN, Melvin – Cleveland Cavaliers (1985-87), Utah Jazz (1988), Washington Bullets (1990)
 ULIS, Tyler – Phoenix Suns (2017-18), Chicago Bulls (2019)

VANDERBILT, Jarred – Denver Nuggets (2019-20), Minnesota Timberwolves (2020-22), Utah Jazz (2023), Los Angeles Lakers (2023)

WALKER, Antoine – Boston Celtics (1997-2003, 2005), Dallas Mavericks (2004), Atlanta Hawks (2005), Miami Heat (2006-07), Minneapolis Timberwolves (2008), Memphis Grizzlies (2009)

WALKER, Kenny – New York Knicks (1987-91), Washington Bullets (1994-95)

WALL, John – Washington Wizards (2011-20), Houston Rockets (2021-22), Los Angeles Clippers (2023)

WASHINGTON, PJ – Charlotte Hornets (2020-23)

WASHINGTON, TyTy – Houston Rockets (2023)

WATSON, Bobby – Milwaukee Hawks (1955)

WHITAKER, Lucian – Boston Celtics (1955)

YOUNG, James – Boston Celtics (2015-17), Philadelphia 76ers (2018)

Bold indicates who was on a roster during the 2022-23 season

KENTUCKY IN THE NBA DRAFT

| YEAR | RND | PICK | NAME | TEAM | YEAR | RND | PICK | NAME | TEAM |
|------|-----|------|-------------------|------------------------|------|-----|--------------|------------------------|------------------------|
| 1947 | | | Jack Tingle | Washington Capitols | 1979 | 1 | 22 | Kyle Macy | Phoenix Suns |
| 1948 | | | Joe Holland | Baltimore Bullets | | 6 | 111 | Truman Claytor | Detroit Pistons |
| | | | Jack Parkinson | Washington Capitols | 1980 | 5 | 101 | LaVon Williams | Cleveland Cavaliers |
| | | | Kenny Rollins | Fort Wayne Pistons | | 9 | 183 | Jay Sidler | Chicago Bulls |
| 1949 | 1 | 2 | Alex Groza | Indianapolis Olympians | 1981 | 6 | 127 | Fred Cowan | Houston Rockets |
| | 1 | 8 | Wah Wah Jones | Washington Capitols | 1982 | 7 | 145 | Chuck Verderber | Chicago Bulls |
| | 2 | | Ralph Beard | Chicago Stags | 1983 | 2 | 33 | Dirk Minniefield | Dallas Mavericks |
| | 5 | | Cliff Barker | Indianapolis Olympians | | 3 | 67 | Derrick Hurd | Cleveland Cavaliers |
| 1950 | 4 | | Jim Line | Indianapolis Olympians | 6 | 134 | Charles Hurt | Milwaukee Bucks | |
| | 7 | | Dale Barnstable | Boston Celtics | 1984 | 1 | 2 | Sam Bowie | Portland Trail Blazers |
| 1952 | | | Bobby Watson | Milwaukee Hawks | | 1 | 6 | Melvin Turpin | Washington Bullets |
| | | | Lucian Whitaker | Indianapolis Olympians | 4 | 81 | Dickey Beal | Atlanta Hawks | |
| 1953 | 1 | 5 | Frank Ramsey | Boston Celtics | 6 | 127 | Jim Master | Atlanta Hawks | |
| | 3 | 13 | Cliff Hagan | Boston Celtics | 8 | 163 | Tom Heitz | Indiana Pacers | |
| | 7 | 24 | Lou Tsioropoulos | Boston Celtics | 1986 | 1 | 5 | Kenny Walker | New York Knicks |
| 1955 | 5 | 32 | Billy Evans | Rochester Royals | | 5 | 115 | Roger Harden | Los Angeles Lakers |
| 1956 | | | Jerry Bird | Minneapolis Lakers | 1987 | 5 | 94 | James Blackmon | New Jersey Nets |
| | | | Bob Burrow | Rochester Royals | 1988 | 1 | 8 | Rex Chapman | Charlotte Hornets |
| | | | Phil Grawemeyer | Minneapolis Lakers | | 3 | 51 | Rob Lock | Los Angeles Clippers |
| 1957 | 10 | 73 | Gerry Calvert | Philadelphia Warriors | | 3 | 60 | Ed Davender | Washington Bullets |
| 1958 | 2 | 9 | Vernon Hatton | Cincinnati Royals | | 3 | 64 | Winston Bennett | Cleveland Cavaliers |
| | 4 | 27 | Johnny Cox* | New York Knicks | 1993 | 1 | 4 | Jamal Mashburn | Dallas Mavericks |
| | 15 | 85 | Adrian Smith | Cincinnati Royals | 1994 | 2 | 31 | Rodney Dent | Orlando Magic |
| 1959 | 4 | 28 | Johnny Cox* | New York Knicks | 1996 | 1 | 6 | Antoine Walker | Boston Celtics |
| 1960 | 4 | 32 | Sid Cohen | Boston Celtics | | 1 | 16 | Tony Delk | Charlotte Hornets |
| | 6 | 48 | Roger Newman* | Boston Celtics | | 1 | 19 | Walter McCarty | New York Knicks |
| | 7 | 53 | Bennie Coffman | Syracuse Nationals | | 2 | 52 | Mark Pope | Indiana Pacers |
| | 18 | 96 | Don Mills | Cincinnati Royals | 1997 | 1 | 6 | Ron Mercer | Boston Celtics |
| 1961 | 5 | 45 | Billy Ray Lickert | Los Angeles Lakers | | 1 | 13 | Derek Anderson | Cleveland Cavaliers |
| | 5 | 64 | Roger Newman* | Syracuse Nationals | 1998 | 1 | 29 | Nazr Mohammed | Utah Jazz |
| | 13 | 102 | Ned Jennings | New York Knicks | 1999 | 1 | 28 | Scott Padgett | Utah Jazz |
| 1962 | 8 | 61 | Larry Pursiful | Chicago Zephyrs | 2000 | 1 | 19 | Jamaal Magloire | Charlotte Hornets |
| 1964 | 2 | 12 | Cotton Nash | Los Angeles Lakers | 2002 | 1 | 23 | Tayshaun Prince | Detroit Pistons |
| 1966 | 3 | 24 | Tommy Kron | St. Louis Hawks | 2003 | 2 | 43 | Keith Bogans | Milwaukee Bucks |
| 1967 | 1 | 7 | Pat Riley | San Diego Rockets | 2006 | 1 | 21 | Rajon Rondo | Phoenix Suns |
| | 4 | 38 | Louie Dampier | Cincinnati Royals | 2008 | 2 | 58 | Joe Crawford | Los Angeles Lakers |
| 1968 | 5 | 60 | Thad Jaracz | Boston Celtics | 2009 | 2 | 41 | Jodie Meeks | Milwaukee Bucks |
| | 9 | 119 | Cliff Berger | Milwaukee Bucks | 2010 | 1 | 1 | John Wall | Washington Wizards |
| 1969 | 10 | 139 | Phil Argento | Los Angeles Lakers | | 1 | 5 | DeMarcus Cousins | Sacramento Kings |
| 1970 | 8 | 122 | Dan Issel | Detroit Pistons | | 1 | 14 | Patrick Patterson | Houston Rockets |
| | 8 | 130 | Mike Casey | Chicago Bulls | | 1 | 18 | Eric Bledsoe | Oklahoma City Thunder |
| 1971 | 1 | 2 | Tom Payne** | Atlanta Hawks | | 1 | 29 | Daniel Orton | Orlando Magic |
| | 3 | 37 | Larry Steele | Portland Trail Blazers | 2011 | 1 | 3 | Enes Kanter | Utah Jazz |
| | 10 | 163 | Jim Dinwiddie | Philadelphia 76ers | | 1 | 8 | Brandon Knight | Detroit Pistons |
| 1972 | 6 | 83 | Tom Parker | Cleveland Cavaliers | | 2 | 45 | Josh Harrellson | New Orleans Hornets |
| | 10 | 146 | Kent Hollenbeck | Detroit Pistons | | 2 | 53 | DeAndre Liggins | Orlando Magic |
| 1973 | 7 | 107 | Jim Andrews | Seattle SuperSonics | 2012 | 1 | 1 | Anthony Davis | New Orleans Hornets |
| 1975 | 1 | 18 | Kevin Grevey | Washington Bullets | | 1 | 2 | Michael Kidd-Gilchrist | Charlotte Bobcats |
| | 2 | 36 | Jimmy Dan Conner | Phoenix Suns | | 1 | 18 | Terrence Jones | Houston Rockets |
| | 3 | 49 | Bob Guyette | K.C.-Omaha Kings | | 1 | 29 | Marquis Teague | Chicago Bulls |
| | 7 | 113 | Mike Flynn | Philadelphia 76ers | | 2 | 42 | Doron Lamb | Milwaukee Bucks |
| 1977 | 2 | 24 | Larry Johnson | Buffalo Braves | | 2 | 46 | Darius Miller | New Orleans Hornets |
| 1978 | 1 | 3 | Rick Robey | Indiana Pacers | 2013 | 1 | 6 | Nerlens Noel | New Orleans Pelicans |
| | 1 | 16 | Jack Givens | Atlanta Hawks | | 1 | 29 | Archie Goodwin | Oklahoma City Thunder |
| | 2 | 39 | James Lee | Seattle SuperSonics | 2014 | 1 | 7 | Julius Randle | Los Angeles Lakers |
| | 3 | 45 | Mike Phillips | New Jersey Nets | | 1 | 17 | James Young | Boston Celtics |

| YEAR | RND | PICK | NAME | TEAM |
|------|-----|------|-------------------------|------------------------|
| 2015 | 1 | 1 | Karl-Anthony Towns | Minnesota Timberwolves |
| | 1 | 6 | Willie Cauley-Stein | Sacramento Kings |
| | 1 | 12 | Trey Lyles | Utah Jazz |
| | 1 | 13 | Devin Booker | Phoenix Suns |
| | 2 | 44 | Andrew Harrison | Phoenix Suns |
| 2016 | 2 | 48 | Dakari Johnson | Oklahoma City Thunder |
| | 1 | 7 | Jamal Murray | Denver Nuggets |
| | 1 | 28 | Skal Labissiere | Phoenix Suns |
| 2017 | 2 | 34 | Tyler Ulis | Phoenix Suns |
| | 1 | 5 | De'Aaron Fox | Sacramento Kings |
| | 1 | 11 | Malik Monk | Charlotte Hornets |
| 2018 | 1 | 14 | Bam Adebayo | Miami Heat |
| | 1 | 9 | Kevin Knox | New York Knicks |
| | 1 | 11 | Shai Gilgeous-Alexander | Charlotte Hornets |
| 2019 | 2 | 41 | Jarred Vanderbilt | Orlando Magic |
| | 2 | 45 | Hamidou Diallo | Brooklyn Nets |
| | 1 | 12 | PJ Washington | Charlotte Hornets |
| 2020 | 1 | 13 | Tyler Herro | Miami Heat |
| | 1 | 29 | Keldon Johnson | San Antonio Spurs |
| | 1 | 21 | Tyrese Maxey | Philadelphia 76ers |
| 2021 | 1 | 25 | Immanuel Quickley | Oklahoma City Thunder |
| | 2 | 42 | Nick Richards | New Orleans Pelicans |
| | 1 | 22 | Isaiah Jackson | Los Angeles Lakers |
| 2022 | 2 | 51 | Brandon Boston Jr. | Memphis Grizzlies |
| | 1 | 7 | Shaedon Sharpe | Portland Trail Blazers |
| 2023 | 1 | 29 | TyTy Washington Jr. | Memphis Grizzlies |
| | 1 | 10 | Cason Wallace | Dallas Mavericks |
| | 2 | 58 | Chris Livingston | Milwaukee Bucks |

*-1st instance of name signifies junior-eligible draft
 **-Selected second overall in 1971 NBA supplemental hardship draft

NBA AWARD WINNERS

ALL-NBA TEAM

| | |
|-------------------------|--|
| Ralph Beard | 1950 (2nd), 51 (1st) |
| Devin Booker | 2022 (1st) |
| DeMarcus Cousins | 2015 (2nd), 16 (2nd) |
| Anthony Davis | 2015 (1st), 17 (1st), 18 (1st), 20 (1st) |
| De'Aaron Fox | 2023 (3rd) |
| Shai Gilgeous-Alexander | 2023 (1st) |
| Alex Groza | 1950 (1st), 51 (1st) |
| Cliff Hagan | 1958 (2nd), 59 (2nd) |
| Jamal Mashburn | 2003 (3rd) |
| Julius Randle | 2021 (2nd), 23 (3rd) |
| Rajon Rondo | 2012 (3rd) |
| Karl-Anthony Towns | 2018 (3rd), 2022 (3rd) |
| John Wall | 2017 (3rd) |

NBA ALL-ROOKIE TEAM

| | |
|-------------------------|------------|
| Derek Anderson | 1998 (2nd) |
| Eric Bledsoe | 2011 (2nd) |
| Devin Booker | 2016 (1st) |
| Sam Bowie | 1985 (1st) |
| Willie Cauley-Stein | 2016 (2nd) |
| DeMarcus Cousins | 2011 (1st) |
| Rex Chapman | 1989 (2nd) |
| Anthony Davis | 2013 (1st) |
| Shai Gilgeous-Alexander | 2019 (2nd) |
| Michael Kidd-Gilchrist | 2013 (2nd) |
| Tyler Herro | 2020 (2nd) |
| Brandon Knight | 2012 (1st) |
| Jamal Mashburn | 1994 (1st) |
| Ron Mercer | 1998 (1st) |
| Jamal Murray | 2017 (2nd) |
| Nerlens Noel | 2015 (1st) |
| Immanuel Quickley | 2021 (2nd) |
| Rajon Rondo | 2007 (2nd) |
| Karl-Anthony Towns | 2016 (1st) |
| Antoine Walker | 1997 (1st) |
| John Wall | 2011 (1st) |
| PJ Washington | 2020 (2nd) |

NBA ALL-DEFENSIVE TEAM

| | |
|-----------------|--|
| Bam Adebayo | 2020 (2nd), 21 (2nd), 22 (2nd), 23 (2nd) |
| Eric Bledsoe | 2019 (1st), 20 (2nd) |
| Anthony Davis | 2015 (2nd), 2017 (2nd), 18 (1st), 20 (1st) |
| Tayshaun Prince | 2005 (2nd), 06 (2nd) |
| | 2007 (2nd), 08 (2nd) |
| Rajon Rondo | 2009 (2nd), 10 (1st) |
| | 2011 (1st), 12 (2nd) |
| John Wall | 2015 (2nd) |

NBA ROOKIE OF THE YEAR

| | |
|--------------------------------|------|
| Karl-Anthony Towns (unanimous) | 2016 |
|--------------------------------|------|

NBA MOST IMPROVED PLAYER

| | |
|---------------|------|
| Julius Randle | 2021 |
|---------------|------|

NBA SIXTH MAN OF THE YEAR

| | |
|-------------|------|
| Tyler Herro | 2022 |
|-------------|------|

NBA CLUTCH PLAYER OF THE YEAR

| | |
|--------------|------|
| De'Aaron Fox | 2023 |
|--------------|------|

NBA CARES SEASONLONG COMMUNITY ASSIST AWARD

| | |
|--------------|------|
| Devin Booker | 2021 |
| John Wall | 2016 |

NBA CARES OFFSEASON COMMUNITY ASSIST AWARD

| | |
|------------------|------|
| DeMarcus Cousins | 2017 |
|------------------|------|

NBA COACH OF THE YEAR

| | |
|--------------------------------|------|
| Dwane Casey (Toronto Raptors) | 2018 |
| Pat Riley (Los Angeles Lakers) | 1990 |
| Pat Riley (New York Knicks) | 1993 |
| Pat Riley (Miami Heat) | 1997 |

NBA EXECUTIVE OF THE YEAR

| | |
|------------------------|------|
| Pat Riley (Miami Heat) | 2011 |
|------------------------|------|

NBA J. WALTER KENNEDY CITIZENSHIP AWARD

| | |
|-----------|------|
| Dan Issel | 1985 |
|-----------|------|

NBA ALL-STAR TEAM SELECTIONS

| | |
|-------------------------|------------------------------------|
| Bam Adebayo | 2020, 23 |
| Ralph Beard | 1951 |
| Devin Booker | 2020, 21, 22 |
| DeMarcus Cousins | 2015, 16, 17, 18 |
| Anthony Davis | 2014, 15, 16, 17, 18, 19, 20, 21 |
| De'Aaron Fox | 2023 |
| Shai Gilgeous-Alexander | 2023 |
| Alex Groza | 1951 |
| Cliff Hagan | 1958, 59, 60, 61, 62, 68 (ABA) |
| Dan Issel | 1971 (ABA), 72 (ABA), 73 (ABA) |
| | 1974 (ABA), 75 (ABA), 76 (ABA), 77 |
| Jamaal Magloire | 2004 |
| Jamal Mashburn | 2003 |
| Julius Randle | 2021, 23 |
| Rajon Rondo | 2010, 11, 12, 13 |
| Adrian Smith | 1966 |
| Karl-Anthony Towns | 2018, 19, 22 |
| Antoine Walker | 1998, 2002, 03 |
| John Wall | 2014, 15, 16, 17, 18 |

NBA ALL-STAR MVP

| | |
|---------------|------|
| Anthony Davis | 2017 |
| Adrian Smith | 1966 |

NBA SLAM DUNK CONTEST WINNERS

| | |
|----------------|------|
| Hamidou Diallo | 2019 |
| Kenny Walker | 1989 |
| John Wall | 2014 |

NBA SKILLS CHALLENGE WINNERS

| | |
|--------------------|------|
| Bam Adebayo | 2020 |
| Karl-Anthony Towns | 2016 |

NBA 3-POINT CONTEST WINNERS

| | |
|--------------------|------|
| Karl-Anthony Towns | 2022 |
| Devin Booker | 2018 |

NBA ALL-STAR WEEKEND
SLAM DUNK CONTEST PARTICIPANTS

| | |
|----------------|----------|
| Eric Bledsoe | 2013 |
| Rex Chapman | 1990, 91 |
| Hamidou Diallo | 2019 |
| Kenny Walker | 1989, 90 |
| John Wall | 2014 |

NBA ALL-STAR WEEKEND
3-POINT SHOOTING CONTEST PARTICIPANTS

| | |
|--------------------|------------------|
| Devin Booker | 2016, 18, 19, 20 |
| Tyler Herro | 2023 |
| Kyle Macy | 1986 |
| Julius Randle | 2023 |
| Karl-Anthony Towns | 2022 |
| Antoine Walker | 2003 |

NBA ALL-STAR WEEKEND
SKILLS CHALLENGE PARTICIPANTS

| | |
|-------------------------|--------------|
| Bam Adebayo | 2020 |
| Devin Booker | 2017 |
| DeMarcus Cousins | 2016, 17 |
| Anthony Davis | 2016, 17 |
| De'Aaron Fox | 2019 |
| Shai Gilgeous-Alexander | 2020 |
| Brandon Knight | 2013, 15 |
| Jamal Murray | 2018 |
| Julius Randle | 2021 |
| Rajon Rondo | 2012 |
| Karl-Anthony Towns | 2016 |
| John Wall | 2011, 12, 17 |

NBA ALL-STAR WEEKEND
RISING STARS PARTICIPANTS

| | |
|-------------------------|----------|
| Derek Anderson | 1998 |
| Devin Booker | 2016, 17 |
| Eric Bledsoe | 2011 |
| DeMarcus Cousins | 2011, 12 |
| Anthony Davis | 2013, 14 |
| De'Aaron Fox | 2018, 19 |
| Shai Gilgeous-Alexander | 2019, 20 |
| Tyler Herro | 2020, 21 |
| Keldon Johnson | 2021 |
| Terrence Jones | 2014 |
| Michael Kidd-Gilchrist | 2013 |
| Brandon Knight | 2012, 13 |
| Kevin Knox | 2019 |
| Trey Lyles | 2016, 17 |
| Jamal Mashburn | 1994 |
| Tyrese Maxey | 2022 |
| Ron Mercer | 1998 |
| Mychal Mulder | 2021 |
| Jamal Murray | 2017, 18 |
| Nerlens Noel | 2015, 16 |
| Tayshaun Prince | 2004 |
| Rajon Rondo | 2008 |
| Karl-Anthony Towns | 2016, 17 |
| John Wall | 2011, 12 |
| Antoine Walker | 1997 |
| PJ Washington | 2020 |

NBA ALL-STAR WEEKEND RISING STARS MVP

| | |
|--------------|------|
| Jamal Murray | 2017 |
| John Wall | 2011 |

NBA PLAYER OF THE MONTH

| | |
|-----------------|--------------------------------------|
| Devin Booker | 2021 (February), 2022 (November) |
| Anthony Davis | 2018 (February, March), 2023 (March) |
| Jamaal Magloire | 2004 (April) |
| Jamal Mashburn | 2003 (February) |
| Julius Randle | 2021 (April) |
| John Wall | 2016 (December); 2017 (December) |
| Antoine Walker | 2002 (December) |

NBA ROOKIE OF THE MONTH

| | |
|------------------------|--|
| Michael Kidd-Gilchrist | 2013 (November) |
| Kevin Knox | 2018 (December) |
| Jamal Murray | 2017 (November) |
| Karl-Anthony Towns | 2016 (November, December, January, February, March, April) |
| Tyler Ullis | 2017 (April) |
| John Wall | 2011 (January, February, March, April) |



YEAR-BY-YEAR TEAM STATISTICS

| | G | FG-FGA | FG% | 3FG-3FGA | 3FG% | FT-FTA | FT% | REB-AVG | PF-D | A | TO | BS | ST | PTS | AVG |
|--|--------|-----------|------|----------|------|---------|------|-----------|--------|-----|----|----|----|------|------|
| 1944-45 | UK 26 | 591 | | | | 282 | | | 367 | | | | | 1464 | 56.3 |
| 1945-46 | UK 30 | 725 | | | | 371-613 | .605 | | 469 | | | | | 1821 | 60.7 |
| (28-2) | Opp 30 | | | | | | | | | | | | | 1194 | 39.8 |
| 1946-47 | UK 37 | 1011-3232 | 31.5 | | | 500-781 | .640 | | 682 | | | | | 2536 | 68.5 |
| (34-3) | Opp 37 | | | | | | | | | | | | | 1416 | 38.3 |
| 1947-48 | UK 39 | 1082-3465 | 31.2 | | | 526-841 | .625 | | 764 | | | | | 2690 | 69.0 |
| (36-3) | Opp 39 | | 23.2 | | | | | | | | | | | 1730 | 44.4 |
| 1948-49 | UK 34 | 903-2756 | 32.8 | | | 514-728 | 70.6 | | 636 | | | | | 2320 | 68.2 |
| (28-2) | Opp 34 | 538-2216 | 24.3 | | | 454-756 | 60.1 | | 635 | | | | | 1530 | 45.0 |
| 1949-50 | UK 30 | 823-2485 | 33.1 | | | 443-673 | 65.8 | | 604 | | | | | 2089 | 69.6 |
| (25-5) | Opp 30 | 625-2270 | 27.5 | | | 446-725 | 61.5 | | 558 | | | | | 1696 | 56.5 |
| 1950-51 | UK 34 | 1029-3013 | 34.2 | | | 482-744 | 64.8 | 2109-62.0 | 648 | 471 | | | | 2540 | 74.7 |
| (32-2) | Opp 34 | 656-2422 | 27.0 | | | 471-786 | 59.9 | 1357-39.9 | 623 | 265 | | | | 1783 | 52.4 |
| 1951-52 | UK 32 | 1043-2829 | 36.9 | | | 549-865 | 63.5 | 1817-56.8 | 707 | 497 | | | | 2635 | 82.3 |
| (28-2) | Opp 32 | 658-2219 | 29.7 | | | 458-786 | 58.3 | 1164-36.4 | 731 | 188 | | | | 1774 | 55.4 |
| 1952-53 No Schedule (Under Suspension by NCAA) | | | | | | | | | | | | | | | |
| 1953-54 | UK 25 | 829-2162 | 38.3 | | | 529-780 | 67.8 | 1318-52.7 | 582-35 | | | | | 2187 | 87.5 |
| (25-0) | Opp 25 | 481-1574 | 30.6 | | | 546-872 | 62.6 | 851-34.0 | 500-27 | | | | | 1508 | 60.3 |
| 1954-55 | UK 26 | 781-2123 | 36.8 | | | 425-675 | 63.0 | 1680-64.6 | 481 | | | | | 1987 | 76.4 |
| (23-3) | Opp 26 | 527-1741 | 30.3 | | | 534-824 | 64.8 | 1120-43.1 | 400 | | | | | 1588 | 61.1 |
| 1955-56 | UK 26 | 826-2078 | 41.5 | | | 473-729 | 64.9 | 1502-57.8 | 490 | | | | | 2197 | 84.5 |
| (20-6) | Opp 26 | 628-1750 | 35.9 | | | 546-828 | 65.9 | 1094-42.1 | 548 | | | | | 1802 | 69.3 |
| 1956-57 | UK 28 | 889-2191 | 40.6 | | | 579-829 | 69.8 | 1550-55.4 | 524 | | | | | 2357 | 84.2 |
| (23-5) | Opp 28 | 673-1971 | 34.1 | | | 607-883 | 68.7 | 1109-39.6 | 478 | | | | | 1953 | 69.8 |
| 1957-58 | UK 29 | 832-2223 | 37.3 | | | 502-680 | 73.8 | 1562-53.9 | 474 | | | | | 2166 | 74.7 |
| (23-6) | Opp 29 | 690-1945 | 35.5 | | | 437-635 | 68.8 | 1227-42.3 | 494 | | | | | 1817 | 62.7 |
| 1958-59 | UK 27 | 778-1922 | 40.5 | | | 570-758 | 75.2 | 1361-50.4 | 513 | | | | | 2126 | 78.7 |
| (24-3) | Opp 27 | 623-1687 | 36.9 | | | 491-720 | 68.2 | 1117-41.4 | 539 | | | | | 1737 | 64.3 |
| 1959-60 | UK 25 | 667-1741 | 38.3 | | | 504-700 | 72.0 | 1317-52.7 | 502 | | | | | 1838 | 73.5 |
| (18-7) | Opp 25 | 559-1547 | 36.1 | | | 524-725 | 72.3 | 1142-45.7 | 509 | | | | | 1642 | 65.7 |
| 1960-61 | UK 28 | 726-1928 | 37.7 | | | 575-793 | 72.5 | 1438-51.4 | 551 | | | | | 2027 | 72.4 |
| (19-9) | Opp 28 | 663-1665 | 39.8 | | | 532-781 | 68.1 | 1233-44.0 | 546 | | | | | 1858 | 66.4 |



| | G | FG-FGA | FG% | 3FG-3FGA | 3FG% | FT-FTA | FT% | REB-AVG | PF-D | A | TO | BS | ST | PTS | AVG |
|---------|-----|--------|-----------|----------|------|---------|------|-----------|--------|-----|-----|-----|-----|------|------|
| 1961-62 | UK | 26 | 822-1895 | 43.4 | | 497-666 | 74.6 | 1399-53.8 | 483-16 | 343 | 464 | 59 | 208 | 2141 | 82.3 |
| (23-3) | Opp | 26 | 637-1733 | 36.8 | | 430-623 | 69.0 | 1090-41.9 | 476-18 | 168 | 532 | 90 | 191 | 1704 | 65.5 |
| 1962-63 | UK | 25 | 724-1786 | 40.5 | | 445-638 | 69.7 | 1284-51.4 | 461-13 | 237 | 564 | 125 | 216 | 1893 | 75.7 |
| (16-9) | Opp | 25 | 640-1568 | 40.8 | | 417-611 | 68.2 | 1093-43.7 | 472-26 | 119 | 551 | 77 | 242 | 1697 | 67.9 |
| 1963-64 | UK | 27 | 936-2096 | 44.7 | | 454-605 | 75.0 | 1355-50.2 | 520-20 | 396 | 356 | 122 | 143 | 2326 | 86.1 |
| (21-6) | Opp | 27 | 727-1839 | 39.5 | | 500-700 | 71.4 | 1268-47.0 | 482-15 | 141 | 236 | 48 | 154 | 1954 | 72.4 |
| 1964-65 | UK | 25 | 796-1771 | 49.4 | | 517-675 | 76.6 | 1103-44.1 | 504-27 | 260 | 403 | 86 | 171 | 2109 | 84.4 |
| (15-10) | Opp | 25 | 729-1643 | 44.4 | | 456-659 | 69.2 | 1147-45.9 | 526-22 | 153 | 480 | 77 | 206 | 1914 | 76.6 |
| 1965-66 | UK | 29 | 1017-2079 | 48.9 | | 485-648 | 74.8 | 1368-47.2 | 539-18 | 293 | 495 | 158 | 176 | 2519 | 86.9 |
| (27-2) | Opp | 29 | 770-1916 | 40.2 | | 488-690 | 70.7 | 1205-41.6 | 515-17 | 120 | 398 | 77 | 206 | 2028 | 69.9 |
| 1966-67 | UK | 26 | 861-1760 | 48.9 | | 429-559 | 76.7 | 1071-41.2 | 508-21 | 270 | 464 | 59 | 208 | 2151 | 82.7 |
| (13-13) | Opp | 26 | 775-1698 | 45.6 | | 462-675 | 68.4 | 1105-42.5 | 430-11 | 152 | 532 | 90 | 191 | 2012 | 77.4 |
| 1967-68 | UK | 27 | 979-2082 | 47.0 | | 442-624 | 70.8 | 1333-49.4 | 493-7 | 331 | 564 | 125 | 216 | 2400 | 88.9 |
| (22-5) | Opp | 27 | 831-1903 | 43.7 | | 443-630 | 70.3 | 1212-44.9 | 518-17 | 200 | 551 | 77 | 242 | 2103 | 77.9 |
| 1968-69 | UK | 28 | 1015-2071 | 49.0 | | 512-688 | 74.4 | 1374-49.1 | 528-16 | 499 | 402 | 86 | 171 | 2542 | 90.8 |
| (23-5) | Opp | 28 | 864-1944 | 44.4 | | 469-685 | 68.5 | 1154-41.5 | 513-17 | 233 | 332 | 48 | 154 | 2199 | 78.5 |
| 1969-70 | UK | 28 | 1099-2205 | 49.8 | | 511-686 | 74.5 | 1390-49.6 | 548-16 | 432 | 403 | 86 | 171 | 2709 | 96.8 |
| (26-2) | Opp | 28 | 860-1898 | 45.3 | | 534-740 | 72.2 | 1135-40.5 | 513-18 | 215 | 438 | 61 | 199 | 2254 | 80.5 |
| 1970-71 | UK | 28 | 1077-2129 | 50.6 | | 516-688 | 75.0 | 1340-47.9 | 556-13 | 425 | 511 | 86 | 171 | 2670 | 95.4 |
| (22-6) | Opp | 28 | 915-2080 | 44.0 | | 543-739 | 73.5 | 1245-44.5 | 537-18 | 250 | 678 | 48 | 154 | 2373 | 84.8 |
| 1971-72 | UK | 28 | 916-1866 | 49.1 | | 479-655 | 73.1 | 1214-43.4 | 481-20 | 392 | 402 | 86 | 171 | 2311 | 82.5 |
| (21-7) | Opp | 28 | 839-1883 | 44.6 | | 415-630 | 65.9 | 1171-41.8 | 505-15 | 275 | 438 | 61 | 199 | 2093 | 74.8 |
| 1972-73 | UK | 28 | 1002-2070 | 48.4 | | 337-484 | 69.6 | 1292-46.1 | 536-18 | 396 | 447 | 86 | 171 | 2341 | 83.6 |
| (20-8) | Opp | 28 | 888-1978 | 45.0 | | 322-491 | 65.6 | 1182-42.2 | 540-24 | 308 | 487 | 86 | 171 | 2098 | 74.9 |
| 1973-74 | UK | 26 | 845-1699 | 49.7 | | 348-481 | 72.3 | 991-38.1 | 521-17 | 324 | 471 | 63 | 277 | 2038 | 78.4 |
| (13-13) | Opp | 26 | 835-1743 | 47.9 | | 317-455 | 69.7 | 990-38.1 | 523-20 | 306 | 332 | 48 | 154 | 1987 | 76.4 |
| 1974-75 | UK | 31 | 1197-2412 | 49.6 | | 464-664 | 69.9 | 1442-46.5 | 767-27 | 479 | 552 | 63 | 277 | 2858 | 92.2 |
| (26-5) | Opp | 31 | 925-2096 | 44.1 | | 584-828 | 70.5 | 1274-41.1 | 633-20 | 367 | 678 | 48 | 154 | 2434 | 78.5 |
| 1975-76 | UK | 30 | 981-2027 | 48.4 | | 453-637 | 71.1 | 1250-41.7 | 632-25 | 394 | 539 | 86 | 171 | 2415 | 80.5 |
| (20-10) | Opp | 30 | 938-1998 | 46.9 | | 469-667 | 70.3 | 1098-36.6 | 625-27 | 353 | 511 | 86 | 171 | 2345 | 78.2 |
| 1976-77 | UK | 30 | 1009-2015 | 50.1 | | 491-697 | 70.5 | 1249-41.6 | 648-15 | 513 | 480 | 86 | 171 | 2509 | 83.6 |
| (26-4) | Opp | 30 | 818-1828 | 44.9 | | 434-608 | 71.4 | 1036-34.5 | 682-38 | 432 | 595 | 86 | 171 | 2070 | 69.1 |
| 1977-78 | UK | 32 | 1040-1922 | 54.1 | | 613-808 | 75.9 | 1171-36.6 | 733-18 | 554 | 544 | 86 | 171 | 2693 | 84.2 |
| (30-2) | Opp | 32 | 878-1889 | 46.5 | | 478-718 | 66.6 | 1000-31.3 | 756-50 | 512 | 568 | 86 | 171 | 2234 | 69.8 |



| | G | FG-FGA | FG% | 3FG-3FGA | 3FG% | FT-FTA | FT% | REB-AVG | PF-D | A | TO | BS | ST | PTS | AVG |
|---------|-----|--------|-----------|----------|------|----------|---------|-----------|----------|--------|-----|-----|-----|------|------|
| 1978-79 | UK | 31 | 890-1799 | 49.5 | | 666-858 | 77.6 | 1034-33.4 | 715-30 | 392 | 464 | 59 | 208 | 2446 | 78.9 |
| (19-12) | Opp | 31 | 886-1788 | 49.6 | | 508-719 | 70.7 | 995-32.1 | 838-53 | 435 | 532 | 90 | 191 | 2280 | 73.6 |
| 1979-80 | UK | 35 | 1038-2022 | 51.3 | | 609-802 | 75.9 | 1265-36.1 | 755-32 | 538 | 564 | 125 | 216 | 2685 | 76.7 |
| (29-6) | Opp | 35 | 880-1971 | 44.7 | | 563-794 | 70.9 | 1052-30.1 | 753-33 | 440 | 551 | 77 | 242 | 2323 | 66.4 |
| 1980-81 | UK | 28 | 781-1602 | 48.8 | | 478-664 | 72.0 | 995-35.5 | 616-22 | 402 | 356 | 122 | 143 | 2040 | 72.9 |
| (22-6) | Opp | 28 | 651-1494 | 43.6 | | 458-640 | 71.6 | 899-32.1 | 616-20 | 333 | 236 | 48 | 154 | 1760 | 62.9 |
| 1981-82 | UK | 30 | 827-1618 | 51.1 | | 545-727 | 75.0 | 940-31.3 | 571-15 | 460 | 403 | 86 | 171 | 2199 | 73.3 |
| (22-8) | Opp | 30 | 786-1681 | 46.8 | | 421-604 | 69.7 | 926-30.9 | 639-36 | 439 | 272 | 86 | 176 | 1993 | 66.4 |
| 1982-83 | UK | 31 | 869-1564 | 55.6 | | 448-625 | 71.7 | 959-30.9 | 544-10 | 499 | 461 | 124 | 168 | 2186 | 70.5 |
| (23-5) | Opp | 31 | 776-1788 | 43.4 | | 385-560 | 68.8 | 950-30.6 | 616-28 | 415 | 405 | 63 | 277 | 1937 | 62.5 |
| 1983-84 | UK | 34 | 900-1749 | 51.5 | | 518-721 | 71.8 | 1157-34.0 | 618-13 | 562 | 495 | 158 | 176 | 2318 | 68.2 |
| (29-5) | Opp | 34 | 796-1894 | 42.0 | | 383-576 | 66.5 | 1024-30.1 | 696-32 | 438 | 481 | 61 | 199 | 1975 | 58.1 |
| 1984-85 | UK | 31 | 773-1693 | 45.7 | | 491-680 | 72.2 | 1035-33.4 | 600-23 | 441 | 384 | 78 | 174 | 2037 | 65.7 |
| (18-13) | Opp | 31 | 785-1661 | 47.3 | | 406-579 | 70.1 | 984-31.7 | 638-19 | 474 | 392 | 60 | 179 | 1976 | 63.7 |
| 1985-86 | UK | 36 | 1030-2003 | 51.4 | | 606-841 | 72.1 | 1191-33.1 | 642-12 | 612 | 442 | 97 | 280 | 2666 | 74.1 |
| (32-4) | Opp | 36 | 886-1914 | 46.3 | | 432-602 | 71.8 | 1031-28.6 | 759-28 | 442 | 548 | 86 | 192 | 2210 | 61.4 |
| 1986-87 | UK | 29 | 747-1597 | 46.8 | | 319-509 | 62.7 | 903-31.1 | 531-16 | 387 | 398 | 77 | 206 | 1965 | 67.8 |
| (18-11) | Opp | 29 | 737-1550 | 47.5 | | 364 | 387-545 | 71.0 | 963-33.2 | 532-23 | 458 | 72 | 183 | 1944 | 67.0 |
| 1987-88 | UK | 33 | 963-1971 | 48.9 | | 604-797 | 75.8 | 1163-35.2 | 529-11 | 502 | 420 | 104 | 246 | 2628 | 79.6 |
| (25-5) | Opp | 33 | 883-1947 | 45.4 | | 365-508 | 71.9 | 1049-31.8 | 673-23 | 454 | 530 | 68 | 198 | 2269 | 68.8 |
| 1988-89 | UK | 32 | 856-1791 | 47.8 | | 408-575 | 69.6 | 1056-33.0 | 596-22 | 499 | 494 | 110 | 228 | 2220 | 69.4 |
| (13-19) | Opp | 32 | 849-1833 | 46.3 | | 451-645 | 69.9 | 1079-33.7 | 669-15 | 480 | 454 | 69 | 264 | 2316 | 72.4 |
| 1989-90 | UK | 28 | 868-1978 | 43.9 | | 470-644 | 73.0 | 996-35.6 | 644-25 | 489 | 403 | 104 | 309 | 2487 | 88.8 |
| (14-14) | Opp | 28 | 868-1763 | 49.2 | | 558-782 | 71.4 | 1211-43.3 | 556-11 | 494 | 593 | 96 | 206 | 2461 | 87.9 |
| 1990-91 | UK | 28 | 834-1888 | 44.2 | | 495-685 | 72.3 | 1049-37.5 | 651-18 | 482 | 437 | 120 | 291 | 2405 | 85.9 |
| (22-6) | Opp | 28 | 760-1659 | 45.8 | | 567-805 | 70.4 | 1126-40.2 | 580-11 | 349 | 583 | 108 | 214 | 2186 | 78.1 |
| 1991-92 | UK | 36 | 1062-2222 | 47.8 | | 645-892 | 72.3 | 1226-34.1 | 837-30 | 661 | 542 | 121 | 368 | 3086 | 85.7 |
| (29-7) | Opp | 36 | 920-2013 | 45.7 | | 715-1019 | 70.2 | 1289-35.8 | 769-28 | 427 | 708 | 148 | 279 | 2680 | 74.4 |
| 1992-93 | UK | 34 | 1048-2184 | 48.0 | | 539-784 | 68.8 | 1364-40.1 | 776-20 | 665 | 541 | 160 | 323 | 2975 | 87.5 |
| (30-4) | Opp | 34 | 807-1917 | 42.1 | | 621-940 | 66.1 | 1161-34.1 | 679-16 | 398 | 620 | 116 | 268 | 2374 | 69.8 |
| 1993-94 | UK | 34 | 1027-2195 | 46.8 | | 597-875 | 68.2 | 1303-38.3 | 762-30 | 648 | 533 | 195 | 394 | 2952 | 86.8 |
| (27-7) | Opp | 34 | 862-2041 | 42.2 | | 624-917 | 68.0 | 1326-39.0 | 721-18 | 461 | 695 | 111 | 250 | 2537 | 74.6 |
| 1994-95 | UK | 33 | 1016-2211 | 46.0 | | 576-801 | 71.9 | 1338-40.5 | 734-12 | 647 | 489 | 176 | 347 | 2884 | 87.4 |
| (28-5) | Opp | 33 | 764-1889 | 40.4 | | 585-856 | 68.3 | 1220-37.0 | 667-21 | 418 | 690 | 137 | 220 | 2278 | 69.0 |



| | G | FG-FGA | FG% | 3FG-3FGA | 3FG% | FT-FTA | FT% | REB-AVG | PF-D | A | TO | BS | ST | PTS | AVG | |
|---------|-----|--------|-----------|----------|---------|--------|---------|---------|-----------|--------|-----|-----|-----|------|------|------|
| 1995-96 | UK | 36 | 1198-2461 | .487 | 266-670 | .397 | 630-883 | .713 | 1501-41.7 | 729-10 | 783 | 176 | 435 | 3292 | 91.4 | |
| (34-2) | Opp | 36 | 885-2135 | .415 | 191-569 | .336 | 536-799 | .671 | 1289-35.8 | 748-30 | 487 | 141 | 256 | 2497 | 69.4 | |
| 1996-97 | UK | 40 | 1238-2631 | .471 | 287-777 | .369 | 562-824 | .682 | 1575-39.4 | 802-26 | 776 | 203 | 480 | 3325 | 83.1 | |
| (35-5) | Opp | 40 | 854-2147 | .398 | 185-589 | .314 | 619-922 | .671 | 1367-34.2 | 731-19 | 484 | 99 | 256 | 2512 | 62.8 | |
| 1997-98 | UK | 39 | 1161-2409 | .482 | 250-681 | .367 | 551-816 | .675 | 1640-42.1 | 722-7 | 691 | 240 | 341 | 3123 | 80.1 | |
| (35-4) | Opp | 39 | 892-2324 | .384 | 281-812 | .346 | 547-804 | .680 | 1321-33.9 | 721-21 | 485 | 109 | 271 | 2612 | 67.0 | |
| 1998-99 | UK | 37 | 1034-2163 | .478 | 226-676 | .334 | 496-776 | .639 | 1470-39.7 | 629-6 | 605 | 199 | 286 | 2790 | 75.4 | |
| (28-9) | Opp | 37 | 823-2162 | .381 | 252-764 | .330 | 422-640 | .659 | 1245-33.6 | 703-17 | 420 | 103 | 254 | 2320 | 62.7 | |
| 1999-00 | UK | 33 | 793-1873 | .423 | 188-643 | .292 | 506-735 | .688 | 1300-39.4 | 537-10 | 427 | 185 | 201 | 2280 | 69.1 | |
| (23-10) | Opp | 33 | 757-1941 | .390 | 224-688 | .326 | 336-520 | .646 | 1135-34.4 | 647-21 | 352 | 482 | 227 | 2074 | 62.8 | |
| 2000-01 | UK | 34 | 988-2051 | .482 | 245-708 | .346 | 492-751 | .655 | 1311-38.6 | 631-5 | 539 | 151 | 229 | 2713 | 79.8 | |
| (24-10) | Opp | 34 | 842-2081 | .405 | 244-689 | .354 | 472-689 | .685 | 1214-35.7 | 659-18 | 426 | 82 | 231 | 2400 | 70.6 | |
| 2001-02 | UK | 32 | 905-2020 | .448 | 219-691 | .317 | 431-638 | .676 | 1283-40.1 | 582-6 | 471 | 153 | 252 | 2460 | 76.9 | |
| (22-10) | Opp | 32 | 782-1898 | .412 | 216-641 | .337 | 403-598 | .674 | 1107-34.6 | 587-8 | 410 | 100 | 225 | 2183 | 68.2 | |
| 2002-03 | UK | 36 | 1026-2102 | .488 | 208-585 | .356 | 522-742 | .704 | 1324-36.8 | 625-4 | 574 | 176 | 281 | 2782 | 77.3 | |
| (32-4) | Opp | 36 | 827-1993 | .415 | 211-633 | .333 | 444-647 | .686 | 1114-30.9 | 664-0 | 392 | 123 | 225 | 2309 | 64.1 | |
| 2003-04 | UK | 32 | 862-1828 | .472 | 204-572 | .357 | 437-627 | .697 | 1158-36.2 | 584-4 | 468 | 110 | 249 | 2365 | 73.9 | |
| (27-5) | Opp | 32 | 704-1748 | .403 | 204-622 | .328 | 424-592 | .716 | 1004-31.4 | 569 | 357 | 99 | 229 | 2036 | 63.6 | |
| 2004-05 | UK | 34 | 901-1940 | .464 | 218-635 | .343 | 483-728 | .663 | 1197-35.2 | 582-7 | 509 | 147 | 311 | 2503 | 73.6 | |
| (28-6) | Opp | 34 | 749-1848 | .405 | 224-680 | .329 | 405-587 | .690 | 1155-34.0 | 631 | 383 | 111 | 173 | 2127 | 62.6 | |
| 2005-06 | UK | 35 | 903-2020 | .447 | 265-758 | .350 | 406-601 | .676 | 1265-36.1 | 595-5 | 464 | 106 | 206 | 2477 | 70.8 | |
| (22-13) | Opp | 35 | 829-1953 | .424 | 228-700 | .326 | 428-633 | .676 | 1162-33.2 | 603 | 448 | 118 | 187 | 2314 | 66.1 | |
| 2006-07 | UK | 34 | 890-1868 | .476 | 231-650 | .355 | 485-690 | .703 | 1235-36.3 | 547-4 | 537 | 161 | 201 | 2496 | 73.4 | |
| (22-12) | Opp | 34 | 739-2040 | .411 | 256-766 | .334 | 368-568 | .648 | 1125-33.1 | 609 | 441 | 109 | 236 | 2302 | 67.7 | |
| 2007-08 | UK | 31 | 835-1566 | .469 | 182-493 | .369 | 472-644 | .733 | 1038-33.5 | 586-18 | 395 | 490 | 149 | 206 | 2124 | 68.5 |
| (18-13) | Opp | 31 | 671-1695 | .396 | 184-565 | .326 | 508-719 | .707 | 990-31.9 | 587 | 340 | 111 | 191 | 2034 | 65.6 | |
| 2008-09 | UK | 36 | 933-1940 | .481 | 202-572 | .353 | 601-777 | .773 | 1330-36.9 | 634-14 | 567 | 610 | 238 | 238 | 2669 | 74.1 |
| (22-14) | Opp | 36 | 822-2114 | .389 | 256-728 | .352 | 486-704 | .690 | 1151-32.0 | 665-22 | 372 | 133 | 279 | 2386 | 66.3 | |
| 2009-10 | UK | 38 | 1066-2228 | .478 | 231-697 | .331 | 649-971 | .668 | 1584-41.7 | 641-13 | 573 | 547 | 273 | 279 | 3012 | 79.3 |
| (35-3) | Opp | 38 | 875-2314 | .378 | 245-783 | .313 | 473-688 | .688 | 1277-33.6 | 795-28 | 418 | 531 | 119 | 261 | 2468 | 64.9 |
| 2010-11 | UK | 38 | 1002-2183 | .459 | 281-707 | .397 | 560-789 | .710 | 1420-37.4 | 601-11 | 482 | 406 | 239 | 211 | 2845 | 74.9 |
| (29-9) | Opp | 38 | 863-188 | .394 | 210-649 | .324 | 476-658 | .723 | 1285-33.8 | 695-9 | 419 | 458 | 132 | 201 | 2412 | 63.5 |
| 2011-12 | UK | 40 | 1096-2248 | .488 | 225-595 | .378 | 678-938 | .723 | 1556-38.9 | 593-10 | 531 | 453 | 344 | 242 | 3095 | 77.4 |
| (38-2) | Opp | 40 | 889-2379 | .374 | 219-689 | .318 | 426-614 | .694 | 1286-32.2 | 750-21 | 420 | 133 | 218 | 2423 | 60.6 | |



| | G | FG-FGA | FG% | 3FG-3FGA | 3FG% | FT-FTA | FT% | REB-AVG | PF-D | A | TO | BS | ST | PTS | AVG | |
|---------|-----|--------|-----------|----------|---------|--------|----------|---------|-----------|--------|-----|-----|-----|------|------|------|
| 2012-13 | UK | 33 | 863-1815 | .475 | 184-532 | .346 | 486-757 | .642 | 1249-37.8 | 566-15 | 441 | 217 | 185 | 2396 | 72.6 | |
| (21-12) | Opp | 33 | 763-1944 | .392 | 179-552 | .324 | 422-587 | .719 | 1107-33.5 | 655-0 | 360 | 116 | 195 | 2127 | 64.5 | |
| 2013-14 | UK | 40 | 1004-2214 | .453 | 203-611 | .332 | 781-1146 | .682 | 1608-40.2 | 732-13 | 446 | 481 | 236 | 189 | 2992 | 74.8 |
| (29-11) | Opp | 40 | 933-2271 | .411 | 222-689 | .322 | 577-836 | .690 | 1231-30.8 | 884-24 | 416 | 428 | 232 | 2665 | 66.6 | |
| 2014-15 | UK | 39 | 1006-2150 | .468 | 203-582 | .349 | 685-943 | .726 | 1482-38.0 | 665-13 | 553 | 268 | 253 | 2900 | 74.4 | |
| (38-1) | Opp | 39 | 750-2116 | .354 | 175-646 | .271 | 443-672 | .659 | 1215-31.2 | 778-20 | 301 | 533 | 94 | 182 | 2118 | 54.3 |
| 2015-16 | UK | 36 | 1028-2149 | .478 | 244-666 | .366 | 561-813 | .690 | 1396-38.8 | 737-29 | 512 | 402 | 209 | 206 | 2861 | 79.5 |
| (27-9) | Opp | 36 | 827-2082 | .397 | 201-616 | .326 | 596-849 | .702 | 1209-33.6 | 713-12 | 334 | 447 | 111 | 156 | 2451 | 68.1 |
| 2016-17 | UK | 38 | 1134-2396 | .473 | 267-756 | .353 | 690-981 | .703 | 1511-39.8 | 718-11 | 585 | 443 | 201 | 229 | 3225 | 84.9 |
| (32-6) | Opp | 38 | 979-2309 | .424 | 235-768 | .306 | 523-774 | .676 | 1331-35.0 | 868-31 | 431 | 544 | 127 | 182 | 2716 | 71.5 |
| 2017-18 | UK | 37 | 998-2115 | .472 | 195-546 | .357 | 649-930 | .698 | 1428-38.6 | 702-15 | 489 | 176 | 208 | 2840 | 76.8 | |
| (26-11) | Opp | 37 | 905-2242 | .404 | 287-955 | .301 | 502-725 | .692 | 1239-33.5 | 761-0 | 472 | 134 | 212 | 2599 | 70.2 | |
| 2018-19 | UK | 37 | 978-2050 | .477 | 215-607 | .354 | 635-859 | .739 | 1425-38.5 | 602-10 | 501 | 176 | 220 | 2806 | 75.8 | |
| (30-7) | Opp | 37 | 854-2134 | .400 | 283-824 | .343 | 403-572 | .705 | 1079-29.2 | 725-26 | 409 | 449 | 112 | 215 | 2394 | 64.7 |
| 2019-20 | UK | 31 | 795-1723 | .461 | 157-458 | .343 | 560-703 | .797 | 1136-36.6 | 568-17 | 415 | 387 | 153 | 162 | 2307 | 74.4 |
| (25-6) | Opp | 31 | 716-1815 | .394 | 213-694 | .307 | 401-583 | .688 | 1005-32.4 | 606-16 | 333 | 98 | 155 | 2046 | 66.0 | |
| 2020-21 | UK | 25 | 615-1476 | .417 | 160-476 | .336 | 371-509 | .729 | 951-38.0 | 450-16 | 314 | 148 | 157 | 1761 | 70.4 | |
| (9-16) | Opp | 25 | 628-1521 | .413 | 164-525 | .312 | 334-451 | .741 | 905-36.2 | 456-9 | 308 | 317 | 91 | 154 | 1754 | 70.2 |
| 2021-22 | UK | 34 | 1030-2134 | .483 | 207-596 | .347 | 434-598 | .726 | 1364-40.1 | 487-3 | 550 | 144 | 232 | 2701 | 79.4 | |
| (26-8) | Opp | 34 | 835-2018 | .414 | 223-723 | .308 | 370-513 | .721 | 1034-30.4 | 547-10 | 391 | 100 | 204 | 2263 | 66.6 | |
| 2022-23 | UK | 34 | 929-2045 | .454 | 213-613 | .347 | 461-653 | .706 | 1339-39.4 | 545-10 | 512 | 125 | 219 | 2532 | 74.5 | |
| (22-12) | Opp | 34 | 827-1929 | .429 | 222-685 | .324 | 429-577 | .744 | 1022-30.1 | 580-12 | 399 | 75 | 205 | 2305 | 67.8 | |

SINGLE-GAME RECORDS

KENTUCKY TEAM RECORDS

Most Points – 143, vs. Georgia, 2/27/1956
 Most Rebounds – 108, vs. Ole Miss, 2/8/1964
 Most Assists – 35, vs. San Jose State, 3/14/1996
 Most Steals – 23, vs. Mississippi State, 1/9/1991
 23, vs. UT-Martin, 11/26/1994
 Most Blocks – 18, vs. St. John's, 12/1/2011
 Most Free Throws – 46, at Vanderbilt, 1/7/1963
 Most Free Throws Attempted – 56, vs. Mississippi State, 2/12/1979
 Most Field Goals – 60, vs. Georgia, 2/27/1956
 Most Field Goals Attempted – 125, vs. Indiana Central, 11/29/1947; 125, vs. Ole Miss, 2/8/1964
 Most 3-Pointers – 21, vs. North Carolina, 12/27/1989
 Most 3-Pointers Attempted – 53, vs. S.W. Louisiana, 12/23/1989

OPPONENT TEAM RECORDS

Most Points – 150, Kansas, 12/9/1989
 Most Rebounds – 81, Notre Dame, 12/29/1964
 *Most Assists – 36, Kansas, 12/9/1989
 *Most Steals – 19, Villanova, 12/4/1982 – 17, LSU, 2/13/2000; 17, Georgia, 2/3/1990
 *Most Blocks – 17, Louisville, 1/1/1995
 Most Free Throws – 48, Tennessee, 1/21/1992
 Most Free Throws Attempted – 59, Tennessee, 1/21/1992
 Most Field Goals – 52, Kansas, 12/9/1989
 Most Field Goals Attempted – 109, Notre Dame, 12/29/1964
 Most 3-Pointers – 19, VMI, 11/18/2018
 Most 3-Pointers Attempted – 40, Alabama, 2/19/2022

*Since 1980-81

KENTUCKY INDIVIDUAL RECORDS

Most Points – 54, Jodie Meeks (at Tennessee), 1/13/2009
 Most Rebounds – 34, Bob Burrow (vs. Temple), 12/10/1951
 Most Assists – 17, TyTy Washington Jr. (vs. Georgia), 1/8/2022
 Most Steals – 8, Wayne Turner (vs. George Washington), 11/24/1997; 8, Rajon Rondo (vs. Mississippi State), 2/19/2005; 8, Ashton Hagans (vs. North Carolina), 12/22/2018; 8, Cason Wallace (vs. Michigan State), 11/15/2022
 Most Blocks – 12, Nerlens Noel (vs. Ole Miss), 1/29/2013
 Most Free Throws – 18, Dwight Anderson (vs. Mississippi State), 2/12/1979
 Most Free Throws Attempted – 24, Cliff Hagan (vs. Temple), 12/5/1953
 Most Field Goals – 23, Dan Issel (at Ole Miss), 2/7/1970
 Most Field Goals Attempted – 42, Bill Spivey (vs. Georgia Tech), 2/18/1950
 Most 3-Pointers – 10, Jodie Meeks (at Tennessee), 1/13/2009
 Most 3-Pointers Attempted – 19, Derrick Miller (at Kansas), 12/9/1989

OPPONENT INDIVIDUAL RECORDS

Most Points – 64, Pete Maravich (LSU), 2/21/1970
 Most Rebounds – 30, Jerry Lucas (Ohio State), 3/18/1961;
 30, Kenneth Stanley (Southern Cal), 12/4/1961
 *Most Assists – 15, Eric Richardson (Alabama), 2/4/1984
 *Most Steals – 7, Michael Johnson (Alaska Anchorage), 12/28/87; 7, Clarence Ceasar (LSU), 2/2/1992; 7, Ben Simmons (LSU), 3/5/2016
 *Most Blocks – 11, Samaki Walker (Louisville), 1/1/1995
 Most Free Throws – 18, Pete Maravich (LSU), 2/21/1970
 Most Free Throws Attempted – 25, Harding McCaleb (Louisville), 2/22/1916
 Most Field Goals – 23, Pete Maravich (LSU), 2/21/1970
 Most Field Goals Attempted – 53, Pete Maravich (LSU), 2/22/1969
 Most 3-Pointers – 11, Corey Allmond (Sam Houston State), 11/19/2009
 Most 3-Pointers Attempted – 18, Jeff Boschee (Kansas), 3/14/1999

*Since 1980-81

SCORING RECORDS

CAREER LEADERS

SCORING AVERAGE (MIN. 1,000 POINTS)

| Player | Seasons | G | Pts | Avg |
|-------------------|-------------|----|-------|------|
| 1. Dan Issel | 1968-70 | 83 | 2,138 | 25.8 |
| 2. Cotton Nash | 1962-64 | 78 | 1,770 | 22.7 |
| 3. Kevin Grevey | 1973-75 | 84 | 1,801 | 21.4 |
| 4. Bob Burrow | 1955-56 | 51 | 1,023 | 20.1 |
| 5. Louie Dampier | 1965-67 | 80 | 1,575 | 19.7 |
| 6. Bill Spivey | 1950-51 | 63 | 1,213 | 19.3 |
| 7. Cliff Hagan | 1951-52, 54 | 77 | 1,475 | 19.2 |
| 8. Jamal Mashburn | 1990-93 | 98 | 1,843 | 18.8 |
| 9. Mike Casey | 1968-70 | 82 | 1,535 | 18.7 |
| 10. Pat Riley | 1965-67 | 80 | 1,464 | 18.3 |

SINGLE-SEASON LEADERS

POINTS

| Player | Season | G | Avg | Pts |
|--------------------|--------|----|------|-----|
| 1. Dan Issel | 1970 | 28 | 33.9 | 948 |
| 2. Jodie Meeks | 2009 | 36 | 23.7 | 854 |
| 3. Jamal Mashburn | 1992 | 36 | 21.3 | 767 |
| 4. Malik Monk | 2017 | 38 | 19.8 | 754 |
| 5. Dan Issel | 1969 | 28 | 26.6 | 746 |
| 6. Kevin Grevey | 1975 | 31 | 23.5 | 730 |
| 7. Ron Mercer | 1997 | 40 | 18.1 | 725 |
| 8. Kenny Walker | 1986 | 36 | 20.0 | 721 |
| 9. Jamal Murray | 2016 | 36 | 20.0 | 720 |
| 10. Jamal Mashburn | 1993 | 34 | 21.0 | 714 |
| 11. Kenny Walker | 1985 | 31 | 22.9 | 710 |
| 12. Alex Groza | 1949 | 34 | 20.5 | 698 |
| 13. Cliff Hagan | 1952 | 32 | 21.6 | 692 |
| 14. Brandon Knight | 2011 | 38 | 17.3 | 657 |
| 15. Cotton Nash | 1964 | 27 | 24.0 | 648 |

BY A FRESHMAN

| | | | | |
|-------------------|------|----|------|-----|
| 1. Malik Monk | 2017 | 38 | 19.8 | 754 |
| 2. Jamal Murray | 2016 | 36 | 20.0 | 720 |
| 3. Brandon Knight | 2011 | 38 | 17.3 | 657 |
| 4. John Wall | 2010 | 37 | 16.6 | 616 |
| 5. Julius Randle | 2014 | 40 | 15.0 | 599 |

BY A SOPHOMORE

| | | | | |
|----------------------|------|----|------|-----|
| 1. Jamal Mashburn | 1992 | 36 | 21.3 | 767 |
| 2. Ron Mercer | 1997 | 40 | 18.1 | 725 |
| 3. Patrick Patterson | 2009 | 34 | 17.9 | 609 |
| 3. Rex Chapman | 1988 | 32 | 19.0 | 609 |
| 5. Cotton Nash | 1962 | 26 | 23.4 | 608 |

BY A JUNIOR

| | | | | |
|-------------------|------|----|------|-----|
| 1. Jodie Meeks | 2009 | 36 | 23.7 | 854 |
| 2. Dan Issel | 1969 | 28 | 26.6 | 746 |
| 3. Jamal Mashburn | 1993 | 34 | 21.0 | 714 |
| 4. Kenny Walker | 1985 | 31 | 22.9 | 710 |
| 5. Cliff Hagan | 1952 | 32 | 21.6 | 692 |

BY A SENIOR

| | | | | |
|-----------------|---------|----|------|-----|
| 1. Dan Issel | 1969-70 | 28 | 33.9 | 948 |
| 2. Kevin Grevey | 1974-75 | 31 | 23.5 | 730 |
| 3. Kenny Walker | 1985-86 | 36 | 20.0 | 721 |
| 4. Alex Groza | 1948-49 | 34 | 20.5 | 698 |
| 5. Cotton Nash | 1963-64 | 27 | 24.0 | 648 |

TEAM RECORDS

MOST POINTS SCORED

| | | |
|-------------------|-------|--|
| Half | 86 | at LSU (1/16/1996, 1st half) |
| Game | 143 | vs. Georgia (2/27/1956) |
| Game (both teams) | 245 | at Kansas (12/9/1989) [KU 150, UK 95] |
| Season | 3,325 | 1996-97 [40 games] |

FEWEST POINTS SCORED

| | | |
|--------|-----|-----------------------------|
| Game | 1 | vs. Transylvania (2/5/1905) |
| Season | 538 | 1924-25 [22 games] |

INDIVIDUAL RECORDS

POINTS SCORED

| | | |
|--------|-------|--------------------------------------|
| Game | 54 | Jodie Meeks at Tennessee (1/13/2009) |
| Season | 948 | Dan Issel (1969-70) |
| Career | 2,138 | Dan Issel (1968-70) |

HIGHEST SCORING AVERAGE

| | | |
|------------------------|------|---------------------|
| Season (min. 20 games) | 33.9 | Dan Issel (1969-70) |
| Career (min. 40 games) | 25.8 | Dan Issel (1968-70) |

SCORING AVERAGE

| Player | Season | G | Pts | Avg | |
|------------------|-------------|---------|-----|-------|-------|
| 1. Dan Issel | 1969-70 | 28 | 948 | 33.86 | |
| 2. Dan Issel | 1968-69 | 28 | 746 | 26.64 | |
| 3. Cotton Nash | 1963-64 | 27 | 648 | 24.00 | |
| | Cliff Hagan | 1953-54 | 25 | 600 | 24.00 |
| 5. Jodie Meeks | 2008-09 | 36 | 854 | 23.72 | |
| 6. Kevin Grevey | 1974-75 | 31 | 730 | 23.55 | |
| 7. Cotton Nash | 1961-62 | 26 | 608 | 23.38 | |
| 8. Kenny Walker | 1984-85 | 31 | 710 | 22.90 | |
| 9. Pat Riley | 1965-66 | 29 | 637 | 21.97 | |
| 10. Kevin Grevey | 1973-74 | 25 | 547 | 21.88 | |

SINGLE-GAME LEADERS

POINTS

| Player, Opponent (Date) | Pts |
|--|-----|
| 1. Jodie Meeks at Tennessee (1/13/2009) | 54 |
| 2. Dan Issel at Ole Miss (2/7/1970) | 53 |
| 3. Dan Issel at LSU (2/21/1970) | 51 |
| Cliff Hagan vs. Temple (12/5/1953) | 51 |
| 5. Bob Burrow vs. LSU (1/14/1956) | 50 |
| 6. Malik Monk vs. North Carolina (12/17/2016) | 47 |
| Dan Issel at Alabama (2/23/1970) | 47 |
| 8. Jodie Meeks vs. Appalachian State (12/20/2008) [Freedom Hall] | 46 |
| 9. Jodie Meeks at Arkansas (2/14/2009) | 45 |
| 10. Dan Issel vs. Notre Dame 3/12/1970 [NCAA] | 44 |
| 11. Melvin Turpin vs. Georgia (3/8/1984) [SEC] | 42 |
| Melvin Turpin at Tennessee (1/31/1983) | 42 |
| Dan Issel vs. Auburn (3/2/1970) | 42 |
| Mike Pratt vs. Notre Dame (12/27/1969) | 42 |
| Louie Dampier at Vanderbilt (2/2/1966) | 42 |
| Cliff Hagan vs. Tennessee (3/1/1952) | 42 |
| 17. Tayshaun Prince vs. Tulsa (3/16/2002) [NCAA] | 41 |
| Jack Givens vs. Duke (3/27/1978) [NCAA] | 41 |
| Dan Issel vs. North Carolina (12/8/1969) | 41 |
| Dan Issel at Vanderbilt (3/1/1969) | 41 |



BY A FRESHMAN

| | |
|---|----|
| 1. Malik Monk vs. North Carolina (12/17/2016) | 47 |
| 2. De'Aaron Fox vs. UCLA [NCAA] (3/24/2017) | 39 |
| 3. Malik Monk vs. Georgia (1/31/2017) | 37 |
| 4. Jamal Murray vs. Florida (2/6/2016) | 35 |
| Terrence Jones vs. Auburn (1/11/2011) | 35 |
| 6. Kevin Knox at West Virginia (1/27/18) | 34 |
| Malik Monk at Ole Miss (12/29/2016) | 34 |
| 8. Malik Monk vs. Florida (2/25/2017) | 33 |
| Jamal Murray at Vanderbilt (2/27/2016) | 33 |
| Jamal Murray vs. Ohio State (12/19/2015) | 33 |

BY A SOPHOMORE

| | |
|---|----|
| 1. Kevin Grevey at Georgia (2/19/1973) | 40 |
| Bill Spivey vs. Georgia Tech (2/18/1950) | 40 |
| 3. Tom Payne vs. LSU (2/20/1971) | 39 |
| 4. Cotton Nash vs. Vanderbilt (2/19/1962) | 38 |
| 5. LeRon Ellis vs. Northwestern St. (12/7/1988) | 37 |
| Louie Dampier vs. Iowa State (12/9/1964) | 37 |
| Bill Spivey vs. Tennessee (3/4/1950) [SEC] | 37 |

BY A JUNIOR

| | |
|--|----|
| 1. Jodie Meeks at Tennessee (1/13/2009) | 54 |
| 2. Jodie Meeks vs. Appalachian State (12/20/2008) [Freedom Hall] | 46 |
| 3. Jodie Meeks at Arkansas (2/14/2009) | 45 |
| 4. Melvin Turpin at Tennessee (1/31/1983) | 42 |
| Louie Dampier at Vanderbilt (2/2/1966) | 42 |
| Cliff Hagan vs. Tennessee (1/31/1952) | 42 |

BY A SENIOR

| | |
|-------------------------------------|----|
| 1. Dan Issel at Ole Miss (2/7/1970) | 53 |
| 2. Dan Issel at LSU (2/21/1970) | 51 |
| Cliff Hagan vs. Temple (12/5/1953) | 51 |
| 4. Bob Burrow vs. LSU (1/14/1956) | 50 |
| 5. Dan Issel at Alabama (2/23/1970) | 47 |

MOST POINTS IN FIRST VARSITY GAME

| Player, Opponent (Date) | Pts |
|---|-----|
| 1. Mike Casey vs. Michigan (12/2/1967) | 28 |
| 2. Tyrese Maxey vs. Michigan State (11/5/19) | 26 |
| 3. Terrence Jones vs. East Tenn. State (11/12/2010) | 25 |
| Cotton Nash vs. Miami, Ohio (12/2/1961) | 25 |

| | |
|--|----|
| 5. Eric Bledsoe vs. Morehead State (11/13/2009) | 24 |
| 6. Keldon Johnson vs. Duke (11/6/2018) | 23 |
| Julius Randle vs. UNC Asheville (11/8/2013) | 23 |
| Anthony Davis vs. Marist (11/11/2011) | 23 |
| 9. Sam Bowie vs. Duke (11/17/1979) | 22 |
| 10. Doron Lamb vs. East Tenn. State (11/12/2010) | 20 |
| Roger Newman vs. VMI (12/1/1960) | 20 |

YEAR-BY-YEAR SCORING LEADERS


| YEAR | PLAYER | CL. | G | PTS | AVG. |
|---------|--------------------------|-----|----|-----|------|
| 1922-23 | Carl Riefkin | Jr. | 13 | 133 | 10.2 |
| 1923-24 | Jim McFarland | So. | 16 | 157 | 9.8 |
| 1924-25 | Jim McFarland | Jr. | 20 | 143 | 7.2 |
| 1925-26 | Gayle Mohney | Jr. | 18 | 200 | 11.1 |
| 1926-27 | Paul Jenkins | Jr. | 16 | 98 | 6.1 |
| 1927-28 | Cecil Combs | So. | 18 | 186 | 10.3 |
| 1928-29 | Stan Milward | So. | 17 | 116 | 6.8 |
| 1929-30 | Cecil Combs | Sr. | 19 | 125 | 6.6 |
| 1930-31 | Carey Spicer | Sr. | 18 | 190 | 10.6 |
| 1931-32 | Aggie Sale | Jr. | 17 | 235 | 13.8 |
| 1932-33 | Aggie Sale | Sr. | 24 | 324 | 13.5 |
| 1933-34 | John "Frenchy" De Moisey | Sr. | 17 | 212 | 12.5 |
| 1934-35 | Leroy Edwards | So. | 21 | 343 | 16.3 |
| 1935-36 | Ralph Carlisle | So. | 21 | 241 | 11.5 |
| 1936-37 | Ralph Carlisle | Jr. | 21 | 208 | 9.9 |
| 1937-38 | Joe Hagan | Sr. | 18 | 184 | 10.2 |
| 1938-39 | Fred Curtis | Sr. | 20 | 183 | 9.2 |
| 1939-40 | Mickey Rouse | Sr. | 21 | 175 | 8.3 |
| 1940-41 | Jim King | Jr. | 25 | 151 | 6.0 |
| 1941-42 | Marvin Akers | Jr. | 25 | 190 | 7.6 |
| 1942-43 | Milt Ticco | Sr. | 23 | 233 | 10.1 |
| 1943-44 | Bob Brannum | Fr. | 21 | 254 | 12.1 |
| 1944-45 | Jack Tingle | So. | 26 | 293 | 11.3 |
| 1945-46 | Jack Parkinson | Jr. | 30 | 339 | 11.3 |
| 1946-47 | Alex Groza | So. | 37 | 393 | 10.6 |
| 1947-48 | Ralph Beard | Jr. | 38 | 476 | 12.5 |
| 1948-49 | Alex Groza | Sr. | 34 | 698 | 20.5 |
| 1949-50 | Bill Spivey | So. | 30 | 578 | 19.3 |
| 1950-51 | Bill Spivey | Jr. | 33 | 635 | 19.2 |
| 1951-52 | Cliff Hagan | Jr. | 32 | 692 | 21.6 |
| 1953-54 | Cliff Hagan | Sr. | 25 | 600 | 24.0 |
| 1954-55 | Bob Burrow | Jr. | 26 | 495 | 19.0 |
| 1955-56 | Bob Burrow | Sr. | 25 | 528 | 21.1 |
| 1956-57 | Johnny Cox | So. | 28 | 544 | 19.4 |
| 1957-58 | Vernon Hatton | Sr. | 29 | 496 | 17.1 |
| 1958-59 | Johnny Cox | Sr. | 27 | 485 | 17.9 |
| 1959-60 | Billy Ray Lickert | Jr. | 20 | 288 | 14.4 |
| 1960-61 | Billy Ray Lickert | Sr. | 28 | 450 | 16.0 |
| 1961-62 | Cotton Nash | So. | 26 | 608 | 23.4 |
| 1962-63 | Cotton Nash | Jr. | 25 | 514 | 20.6 |
| 1963-64 | Cotton Nash | Sr. | 27 | 648 | 24.0 |
| 1964-65 | Louie Dampier | So. | 25 | 426 | 17.0 |
| 1965-66 | Pat Riley | Jr. | 29 | 637 | 22.0 |
| 1966-67 | Louie Dampier | Sr. | 26 | 537 | 20.6 |
| 1967-68 | Mike Casey | So. | 27 | 541 | 20.1 |
| 1968-69 | Dan Issel | Jr. | 28 | 746 | 26.6 |
| 1969-70 | Dan Issel | Sr. | 28 | 948 | 33.9 |
| 1970-71 | Tom Parker | Jr. | 28 | 492 | 17.6 |
| 1971-72 | Jim Andrews | Jr. | 28 | 602 | 21.5 |
| 1972-73 | Jim Andrews | Sr. | 28 | 562 | 20.1 |
| 1973-74 | Kevin Grevey | Jr. | 25 | 547 | 21.9 |

| YEAR | PLAYER | CL. | G | PTS | AVG. |
|---------|-------------------|-----|----|-----|------|
| 1974-75 | Kevin Grevey | Sr. | 31 | 730 | 23.6 |
| 1975-76 | Jack Givens | So. | 30 | 602 | 20.1 |
| 1976-77 | Jack Givens | Jr. | 30 | 566 | 18.9 |
| 1977-78 | Jack Givens | Sr. | 32 | 578 | 18.1 |
| 1978-79 | Kyle Macy | Jr. | 31 | 470 | 15.2 |
| 1979-80 | Kyle Macy | Sr. | 35 | 540 | 15.4 |
| 1980-81 | Sam Bowie | So. | 28 | 488 | 17.4 |
| 1981-82 | Derrick Hord | Jr. | 30 | 490 | 16.3 |
| 1982-83 | Melvin Turpin | Jr. | 31 | 468 | 15.1 |
| 1983-84 | Melvin Turpin | Sr. | 34 | 518 | 15.2 |
| 1984-85 | Kenny Walker | Jr. | 31 | 710 | 22.9 |
| 1985-86 | Kenny Walker | Sr. | 36 | 721 | 20.0 |
| 1986-87 | Rex Chapman | Fr. | 29 | 464 | 16.0 |
| 1987-88 | Rex Chapman | So. | 32 | 609 | 19.0 |
| 1988-89 | LeRon Ellis | So. | 32 | 511 | 16.0 |
| 1989-90 | Derrick Miller | Sr. | 28 | 538 | 19.2 |
| 1990-91 | John Pelphrey | Jr. | 28 | 404 | 14.4 |
| 1991-92 | Jamal Mashburn | So. | 36 | 767 | 21.3 |
| 1992-93 | Jamal Mashburn | Jr. | 34 | 714 | 21.0 |
| 1993-94 | Tony Delk | So. | 34 | 564 | 16.6 |
| 1994-95 | Tony Delk | Jr. | 33 | 551 | 16.7 |
| 1995-96 | Tony Delk | Sr. | 36 | 639 | 17.8 |
| 1996-97 | Ron Mercer | So. | 40 | 725 | 18.1 |
| 1997-98 | Jeff Sheppard | Sr. | 39 | 521 | 13.7 |
| 1998-99 | Scott Padgett | Sr. | 37 | 467 | 12.6 |
| 1999-00 | Jamaal Magloire | Sr. | 33 | 435 | 13.2 |
| 2000-01 | Keith Bogans | So. | 34 | 577 | 17.0 |
| 2001-02 | Tayshaun Prince | Sr. | 32 | 560 | 17.5 |
| 2002-03 | Keith Bogans | Sr. | 36 | 564 | 15.7 |
| 2003-04 | Gerald Fitch | Sr. | 29 | 470 | 16.2 |
| 2004-05 | Kelenna Azubuike | Jr. | 34 | 499 | 14.7 |
| 2005-06 | Rajon Rondo | So. | 34 | 380 | 11.2 |
| 2006-07 | Randolph Morris | Jr. | 34 | 546 | 16.1 |
| 2007-08 | Joe Crawford | Sr. | 30 | 538 | 17.9 |
| 2008-09 | Jodie Meeks | Jr. | 36 | 854 | 23.7 |
| 2009-10 | John Wall | Fr. | 37 | 616 | 16.6 |
| 2010-11 | Brandon Knight | Fr. | 38 | 657 | 17.3 |
| 2011-12 | Anthony Davis | Fr. | 40 | 567 | 14.2 |
| 2012-13 | Archie Goodwin | Fr. | 33 | 466 | 14.1 |
| 2013-14 | Julius Randle | Fr. | 40 | 599 | 15.0 |
| 2014-15 | Aaron Harrison | So. | 39 | 430 | 11.0 |
| 2015-16 | Jamal Murray | Fr. | 36 | 720 | 20.0 |
| 2016-17 | Malik Monk | Fr. | 38 | 754 | 19.8 |
| 2017-18 | Kevin Knox | Fr. | 37 | 576 | 15.6 |
| 2018-19 | PJ Washington | So. | 35 | 531 | 15.2 |
| 2019-20 | Immanuel Quickley | So. | 30 | 482 | 16.1 |
| 2020-21 | Davion Mintz | Gr. | 25 | 288 | 11.5 |
| 2021-22 | Oscar Tshiebwe | Jr. | 34 | 590 | 17.4 |
| 2022-23 | Oscar Tshiebwe | Sr. | 32 | 527 | 16.5 |

*leaders determined by total points

QUICKEST TO 1,000 POINTS

| | NAME | YEARS | GAMES TO 1,000 | OPP. (DATE) |
|-----|-------------------|-------------|----------------|---------------------|
| 1. | Cotton Nash | 1962-64 | 45 | Florida (2/2/63) |
| 2. | Dan Issel | 1968-70 | 49 | LSU (2/22/69) |
| 3. | Bob Burrow | 1955-56 | 51 | Iowa (3/17/56) |
| 4. | Mike Casey | 1968-69, 71 | 51 | Vanderbilt (3/1/69) |
| 5. | Kevin Grevey | 1973-75 | 51 | Florida (2/25/74) |
| 6. | Bill Spivey | 1950-51 | 52 | Tennessee (2/17/51) |
| 7. | Louie Dampier | 1965-67 | 53 | Duke (3/18/66) |
| 8. | Pat Riley | 1965-67 | 54 | UTEP (3/19/66) |
| 9. | Cliff Hagan | 1951-52, 54 | 57 | Duke (12/21/53) |
| 10. | Patrick Patterson | 2008-09 | 58 | Creighton (3/23/09) |

1,000-POINT SCORERS

1 - DAN ISSEL - 2,138 POINTS

| YEAR | G | FGM | FGA | Pct. | FTM | FTA | Pct. | TP | Avg. |
|---------------|-----------|------------|-------------|-------------|------------|------------|-------------|-------------|-------------|
| 1967-68 | 27 | 171 | 390 | 43.8 | 102 | 154 | 66.2 | 444 | 16.4 |
| 1968-69 | 28 | 285 | 534 | 53.4 | 176 | 232 | 75.9 | 746 | 26.6 |
| 1969-70 | 28 | 369 | 667 | 55.3 | 210 | 275 | 76.4 | 948 | 33.9 |
| Totals | 83 | 825 | 1591 | 51.9 | 488 | 661 | 73.8 | 2138 | 25.8 |


2 - KENNY WALKER - 2,080 POINTS

| YEAR | G | FGM | FGA | Pct. | FTM | FTA | Pct. | TP | Avg. |
|---------------|------------|------------|-------------|-------------|------------|------------|-------------|-------------|-------------|
| 1982-83 | 31 | 88 | 144 | 61.1 | 51 | 77 | 66.2 | 227 | 7.3 |
| 1983-84 | 34 | 171 | 308 | 55.5 | 80 | 109 | 73.4 | 422 | 12.4 |
| 1984-85 | 31 | 246 | 440 | 55.9 | 218 | 284 | 76.8 | 710 | 22.9 |
| 1985-86 | 36 | 260 | 447 | 58.2 | 201 | 263 | 76.4 | 721 | 20.0 |
| Totals | 132 | 765 | 1339 | 57.1 | 550 | 733 | 75.0 | 2080 | 15.8 |


3 - JACK GIVENS - 2,038 POINTS


| YEAR | G | FGM | FGA | Pct. | FTM | FTA | Pct. | TP | Avg. |
|---------------|------------|------------|-------------|-------------|------------|------------|-------------|-------------|-------------|
| 1974-75 | 31 | 126 | 255 | 49.4 | 40 | 54 | 74.1 | 292 | 9.4 |
| 1975-76 | 30 | 243 | 494 | 49.2 | 116 | 140 | 82.9 | 602 | 20.1 |
| 1976-77 | 30 | 236 | 459 | 51.4 | 94 | 113 | 83.2 | 566 | 18.9 |
| 1977-78 | 32 | 238 | 430 | 55.4 | 102 | 134 | 76.2 | 578 | 18.1 |
| Totals | 123 | 843 | 1638 | 51.5 | 352 | 441 | 79.8 | 2038 | 16.6 |


4 - KEITH BOGANS - 1,923 POINTS

| YEAR | G | FGM | FGA | Pct. | 3FG | 3FGA | Pct. | FTM | FTA | Pct. | TP | Avg. |
|---------------|------------|------------|-------------|-------------|------------|------------|-------------|------------|------------|-------------|-------------|-------------|
| 1999-00 | 33 | 138 | 339 | 40.7 | 48 | 164 | 29.3 | 87 | 135 | 64.4 | 411 | 12.5 |
| 2000-01 | 34 | 210 | 444 | 47.3 | 74 | 205 | 36.1 | 83 | 119 | 69.7 | 577 | 17.0 |
| 2001-02 | 32 | 129 | 327 | 39.4 | 52 | 165 | 31.5 | 61 | 91 | 67.0 | 371 | 11.6 |
| 2002-03 | 36 | 194 | 425 | 45.6 | 80 | 209 | 38.3 | 96 | 130 | 73.8 | 564 | 15.7 |
| Totals | 135 | 671 | 1535 | 43.7 | 254 | 743 | 34.2 | 327 | 475 | 68.8 | 1923 | 14.2 |


5 - TONY DELK - 1,890 POINTS

| YEAR | G | FGM | FGA | Pct. | 3FG | 3FGA | Pct. | FTM | FTA | Pct. | TP | Avg. |
|---------------|------------|------------|-------------|-------------|------------|------------|-------------|------------|------------|-------------|-------------|-------------|
| 1992-93 | 30 | 47 | 104 | 45.2 | 18 | 51 | 35.3 | 24 | 33 | 72.7 | 136 | 4.6 |
| 1993-94 | 34 | 200 | 440 | 45.5 | 95 | 254 | 37.4 | 69 | 108 | 63.9 | 564 | 16.6 |
| 1994-95 | 33 | 207 | 433 | 47.8 | 77 | 197 | 39.1 | 60 | 89 | 67.4 | 551 | 16.7 |
| 1995-96 | 36 | 229 | 464 | 49.4 | 93 | 210 | 44.3 | 88 | 110 | 80.0 | 639 | 17.8 |
| Totals | 133 | 683 | 1441 | 47.4 | 283 | 712 | 39.7 | 241 | 340 | 70.9 | 1890 | 14.2 |


6 - JAMAL MASHBURN - 1,843 POINTS

| YEAR | G | FGM | FGA | Pct. | 3FG | 3FGA | Pct. | FTM | FTA | Pct. | TP | Avg. |
|---------------|-----------|------------|-------------|-------------|------------|------------|-------------|------------|------------|-------------|-------------|-------------|
| 1990-91 | 28 | 137 | 289 | 47.4 | 24 | 82 | 29.3 | 64 | 88 | 72.7 | 362 | 12.9 |
| 1991-92 | 36 | 279 | 492 | 56.7 | 58 | 132 | 43.9 | 151 | 213 | 70.9 | 767 | 21.3 |
| 1992-93 | 34 | 259 | 526 | 49.2 | 66 | 180 | 36.7 | 130 | 194 | 67.0 | 714 | 21.0 |
| Totals | 98 | 675 | 1307 | 51.6 | 148 | 394 | 37.6 | 345 | 495 | 69.7 | 1843 | 18.8 |


7 - KEVIN GREVEY - 1,801 POINTS

| YEAR | G | FGM | FGA | Pct. | FTM | FTA | Pct. | TP | Avg. |
|---------------|-----------|------------|-------------|-------------|------------|------------|-------------|-------------|-------------|
| 1972-73 | 28 | 236 | 441 | 53.5 | 52 | 76 | 68.4 | 524 | 18.7 |
| 1973-74 | 25 | 232 | 457 | 50.8 | 83 | 100 | 83.0 | 547 | 21.9 |
| 1974-75 | 31 | 303 | 592 | 51.2 | 124 | 157 | 79.0 | 730 | 23.6 |
| Totals | 84 | 771 | 1490 | 51.7 | 259 | 333 | 77.8 | 1801 | 21.4 |


8 - TAYSHAUN PRINCE - 1,775 POINTS


| YEAR | G | FGM | FGA | Pct. | 3FG | 3FGA | Pct. | FTM | FTA | Pct. | TP | Avg. |
|---------------|------------|------------|-------------|-------------|------------|------------|-------------|------------|------------|-------------|-------------|-------------|
| 1998-99 | 37 | 82 | 198 | 41.4 | 29 | 101 | 28.7 | 21 | 32 | 65.6 | 214 | 5.8 |
| 1999-00 | 32 | 153 | 362 | 42.3 | 46 | 150 | 30.7 | 74 | 105 | 70.5 | 426 | 13.3 |
| 2000-01 | 34 | 207 | 418 | 49.5 | 64 | 179 | 35.8 | 97 | 115 | 84.3 | 575 | 16.9 |
| 2001-02 | 32 | 206 | 441 | 46.7 | 65 | 191 | 34.0 | 83 | 118 | 70.3 | 560 | 17.5 |
| Totals | 135 | 648 | 1419 | 45.7 | 204 | 621 | 32.9 | 275 | 370 | 74.3 | 1775 | 13.1 |


9 - COTTON NASH - 1,770 POINTS

| YEAR | G | FGM | FGA | Pct. | FTM | FTA | Pct. | TP | Avg. |
|---------------|-----------|------------|-------------|-------------|------------|------------|-------------|-------------|-------------|
| 1961-62 | 26 | 221 | 489 | 45.2 | 166 | 218 | 76.1 | 608 | 23.4 |
| 1962-63 | 25 | 176 | 471 | 37.3 | 162 | 236 | 68.6 | 514 | 20.6 |
| 1963-64 | 27 | 248 | 588 | 42.1 | 152 | 198 | 76.7 | 648 | 24.0 |
| Totals | 78 | 645 | 1548 | 41.7 | 480 | 652 | 73.6 | 1770 | 22.7 |


10 - ALEX GROZA - 1,744 POINTS

| YEAR | G | FGM | FGA | Pct. | FTM | FTA | Pct. | TP | Avg. |
|---------------|------------|------------|-----|------|------------|------------|-------------|-------------|-------------|
| 1944-45 | 10 | 62 | | | 41 | 57 | 71.9 | 165 | 16.5 |
| 1946-47 | 37 | 146 | 372 | 38.2 | 101 | 160 | 63.1 | 393 | 10.6 |
| 1947-48 | 39 | 200 | 530 | 37.7 | 88 | 140 | 62.9 | 488 | 12.5 |
| 1948-49 | 34 | 259 | 612 | 42.3 | 180 | 248 | 72.6 | 698 | 20.5 |
| Totals | 120 | 667 | | | 410 | 605 | 67.8 | 1744 | 14.5 |


11 - ED DAVENDER - 1,637 POINTS


| YEAR | G | FGM | FGA | Pct. | 3FG | 3FGA | Pct. | FTM | FTA | Pct. | TP | Avg. |
|---------------|------------|------------|-------------|-------------|-----------|------------|-------------|------------|------------|-------------|-------------|-------------|
| 1984-85 | 31 | 93 | 226 | 41.2 | 0 | 0 | 0.0 | 78 | 106 | 73.6 | 264 | 8.5 |
| 1985-86 | 36 | 155 | 354 | 43.8 | 0 | 0 | 0.0 | 104 | 131 | 79.4 | 414 | 11.5 |
| 1986-87 | 29 | 160 | 357 | 44.8 | 15 | 59 | 25.4 | 107 | 145 | 73.8 | 442 | 15.2 |
| 1987-88 | 33 | 173 | 371 | 46.6 | 22 | 72 | 30.6 | 149 | 171 | 87.1 | 517 | 19.0 |
| Totals | 129 | 581 | 1308 | 44.4 | 37 | 131 | 26.0 | 438 | 553 | 79.2 | 1637 | 12.7 |


12 - LOUIE DAMPIER - 1,575 POINTS

| YEAR | G | FGM | FGA | Pct. | FTM | FTA | Pct. | TP | Avg. |
|---------------|-----------|------------|-------------|-------------|------------|------------|-------------|-------------|-------------|
| 1964-65 | 25 | 171 | 334 | 51.2 | 84 | 100 | 84.0 | 426 | 17.0 |
| 1965-66 | 29 | 249 | 482 | 51.6 | 114 | 137 | 83.2 | 612 | 21.1 |
| 1966-67 | 26 | 219 | 443 | 49.4 | 99 | 119 | 83.1 | 537 | 20.6 |
| Totals | 80 | 639 | 1259 | 50.8 | 297 | 356 | 83.4 | 1575 | 19.7 |



| 13 - PATRICK PATTERSON - 1,564 POINTS | | | | | | | | | | | | |
|---------------------------------------|-----------|------------|-------------|-------------|-----------|-----------|-------------|------------|------------|-------------|-------------|-------------|
| YEAR | G | FGM | FGA | Pct. | 3FG | 3FGA | Pct. | FTM | FTA | Pct. | TP | Avg. |
| 2007-08 | 25 | 162 | 282 | 57.4 | 0 | 3 | 0.0 | 87 | 119 | 73.1 | 411 | 16.4 |
| 2008-09 | 34 | 240 | 398 | 60.3 | 0 | 1 | 0.0 | 129 | 168 | 76.8 | 609 | 17.9 |
| 2009-10 | 38 | 215 | 374 | 57.5 | 24 | 69 | 34.8 | 90 | 130 | 69.2 | 544 | 14.3 |
| Totals | 97 | 617 | 1054 | 58.5 | 24 | 73 | 32.9 | 306 | 417 | 73.4 | 1564 | 16.1 |



| 14 - MIKE CASEY - 1,535 POINTS | | | | | | | | | | | | |
|--------------------------------|-----------|------------|-------------|-------------|------------|------------|-------------|-------------|-------------|--|--|--|
| YEAR | G | FGM | FGA | Pct. | FTM | FTA | Pct. | TP | Avg. | | | |
| 1967-68 | 27 | 231 | 474 | 48.9 | 79 | 96 | 82.3 | 541 | 20.0 | | | |
| 1968-69 | 28 | 228 | 494 | 46.2 | 78 | 103 | 75.7 | 534 | 19.1 | | | |
| 1970-71 | 27 | 188 | 373 | 50.4 | 84 | 108 | 77.8 | 460 | 17.0 | | | |
| Totals | 82 | 647 | 1341 | 48.2 | 241 | 307 | 78.5 | 1535 | 18.7 | | | |



| 15 - RALPH BEARD - 1,517 POINTS | | | | | | | | | | | | |
|---------------------------------|------------|------------|-------------|-------------|------------|------------|-------------|-------------|-------------|--|--|--|
| YEAR | G | FGM | FGA | Pct. | FTM | FTA | Pct. | TP | Avg. | | | |
| 1945-46 | 30 | 111 | 211 | 52.6 | 57 | 110 | 51.8 | 279 | 9.3 | | | |
| 1946-47 | 37 | 157 | 469 | 33.5 | 78 | 115 | 76.8 | 392 | 10.6 | | | |
| 1947-48 | 38 | 194 | 536 | 36.2 | 88 | 149 | 59.1 | 476 | 12.5 | | | |
| 1948-49 | 34 | 144 | 481 | 29.9 | 82 | 115 | 71.3 | 370 | 10.9 | | | |
| Totals | 139 | 606 | 1341 | 45.2 | 305 | 389 | 62.4 | 1517 | 10.9 | | | |



| 16 - MELVIN TURPIN - 1,509 POINTS | | | | | | | | | | | | |
|-----------------------------------|------------|------------|-------------|-------------|------------|------------|-------------|-------------|-------------|--|--|--|
| YEAR | G | FGM | FGA | Pct. | FTM | FTA | Pct. | TP | Avg. | | | |
| 1980-81 | 28 | 50 | 95 | 52.6 | 31 | 44 | 70.5 | 131 | 4.7 | | | |
| 1981-82 | 30 | 160 | 275 | 58.2 | 72 | 106 | 67.9 | 392 | 13.1 | | | |
| 1982-83 | 31 | 192 | 311 | 61.7 | 84 | 125 | 67.2 | 468 | 15.1 | | | |
| 1983-84 | 34 | 224 | 378 | 59.3 | 70 | 94 | 74.5 | 518 | 15.2 | | | |
| Totals | 123 | 626 | 1059 | 59.1 | 257 | 369 | 69.6 | 1509 | 12.3 | | | |



| 17 - CLIFF HAGAN - 1,475 POINTS | | | | | | | | | | | | |
|---------------------------------|-----------|------------|-------------|-------------|------------|------------|-------------|-------------|-------------|--|--|--|
| YEAR | G | FGM | FGA | Pct. | FTM | FTA | Pct. | TP | Avg. | | | |
| 1950-51 | 20 | 69 | 188 | 36.7 | 45 | 61 | 73.8 | 183 | 9.2 | | | |
| 1951-52 | 32 | 264 | 633 | 41.7 | 164 | 235 | 69.8 | 692 | 21.6 | | | |
| 1953-54 | 25 | 234 | 514 | 45.5 | 132 | 191 | 69.1 | 600 | 24.0 | | | |
| Totals | 77 | 567 | 1335 | 42.5 | 341 | 487 | 70.0 | 1475 | 19.2 | | | |



| 18 - PAT RILEY - 1,464 POINTS | | | | | | | | | | | | |
|-------------------------------|-----------|------------|-------------|-------------|------------|------------|-------------|-------------|-------------|--|--|--|
| YEAR | G | FGM | FGA | Pct. | FTM | FTA | Pct. | TP | Avg. | | | |
| 1964-65 | 25 | 160 | 370 | 43.2 | 55 | 89 | 61.8 | 375 | 15.0 | | | |
| 1965-66 | 29 | 265 | 514 | 51.5 | 107 | 153 | 69.9 | 637 | 21.9 | | | |
| 1966-67 | 26 | 165 | 373 | 44.2 | 122 | 156 | 78.2 | 452 | 17.4 | | | |
| Totals | 80 | 590 | 1257 | 46.9 | 284 | 398 | 71.4 | 1464 | 18.3 | | | |




| 19 - JOHNNY COX - 1,461 POINTS | | | | | | | | | | | | |
|--------------------------------|-----------|------------|-------------|-------------|------------|------------|-------------|-------------|-------------|--|--|--|
| YEAR | G | FGM | FGA | Pct. | FTM | FTA | Pct. | TP | Avg. | | | |
| 1956-57 | 28 | 203 | 490 | 41.4 | 138 | 180 | 76.7 | 544 | 19.4 | | | |
| 1957-58 | 29 | 173 | 471 | 36.7 | 86 | 115 | 74.8 | 432 | 14.9 | | | |
| 1958-59 | 27 | 188 | 464 | 40.5 | 109 | 146 | 74.6 | 485 | 17.9 | | | |
| Totals | 84 | 564 | 1425 | 40.0 | 333 | 441 | 75.5 | 1461 | 17.4 | | | |



| 20 - JOE CRAWFORD - 1,438 POINTS | | | | | | | | | | | | |
|----------------------------------|------------|------------|-------------|-------------|------------|------------|-------------|------------|------------|-------------|--------------|-------------|
| YEAR | G | FGM | FGA | Pct. | 3FG | 3FGA | Pct. | FTM | FTA | Pct. | TP | Avg. |
| 2004-05 | 31 | 35 | 97 | 36.1 | 13 | 49 | 26.5 | 15 | 26 | 57.7 | 98 | 3.2 |
| 2005-06 | 32 | 111 | 270 | 41.1 | 47 | 130 | 36.2 | 56 | 78 | 71.8 | 325 | 10.2 |
| 2006-07 | 34 | 178 | 401 | 44.4 | 63 | 180 | 35.0 | 58 | 91 | 63.7 | 477 | 14.0 |
| 2007-08 | 30 | 188 | 401 | 46.9 | 63 | 173 | 36.4 | 99 | 130 | 76.2 | 538 | 17.9 |
| Totals | 127 | 512 | 1169 | 43.8 | 186 | 532 | 35.0 | 228 | 325 | 70.2 | 1,438 | 11.3 |



| 21 - KYLE MACY - 1,411 POINTS | | | | | | | | | | | | |
|-------------------------------|-----------|------------|-------------|-------------|------------|------------|-------------|-------------|-------------|--|--|--|
| YEAR | G | FGM | FGA | Pct. | FTM | FTA | Pct. | TP | Avg. | | | |
| 1977-78 | 32 | 143 | 267 | 53.6 | 115 | 129 | 89.2 | 401 | 12.5 | | | |
| 1978-79 | 31 | 179 | 355 | 50.4 | 112 | 129 | 86.8 | 470 | 15.2 | | | |
| 1979-80 | 35 | 218 | 415 | 52.5 | 104 | 114 | 91.2 | 540 | 15.4 | | | |
| Totals | 98 | 540 | 1037 | 52.1 | 331 | 372 | 89.0 | 1411 | 14.4 | | | |



| 22 - WINSTON BENNETT - 1,399 POINTS | | | | | | | | | | | | |
|-------------------------------------|------------|------------|-------------|-------------|----------|----------|-------------|------------|------------|-------------|-------------|-------------|
| YEAR | G | FGM | FGA | Pct. | 3FG | 3FGA | Pct. | FTM | FTA | Pct. | TP | Avg. |
| 1983-84 | 34 | 67 | 156 | 42.9 | 0 | 0 | 0.0 | 88 | 126 | 69.8 | 222 | 6.5 |
| 1984-85 | 30 | 82 | 191 | 42.9 | 0 | 0 | 0.0 | 52 | 77 | 67.5 | 216 | 7.2 |
| 1985-86 | 36 | 171 | 338 | 50.6 | 0 | 0 | 0.0 | 115 | 158 | 72.8 | 457 | 12.7 |
| 1987-88 | 33 | 195 | 380 | 51.3 | 1 | 2 | 50.0 | 113 | 155 | 72.9 | 504 | 15.3 |
| Totals | 133 | 515 | 1065 | 48.4 | 1 | 2 | 50.0 | 368 | 516 | 71.3 | 1399 | 10.5 |



| 23 - RICK ROBEY - 1,395 POINTS | | | | | | | | | | | | |
|--------------------------------|------------|------------|------------|-------------|------------|------------|-------------|-------------|-------------|--|--|--|
| YEAR | G | FGM | FGA | Pct. | FTM | FTA | Pct. | TP | Avg. | | | |
| 1974-75 | 31 | 135 | 248 | 54.4 | 51 | 63 | 81.0 | 321 | 10.4 | | | |
| 1975-76 | 12 | 73 | 130 | 56.2 | 41 | 56 | 73.2 | 187 | 15.6 | | | |
| 1976-77 | 30 | 158 | 276 | 57.3 | 111 | 161 | 68.9 | 427 | 14.2 | | | |
| 1977-78 | 32 | 167 | 263 | 63.5 | 126 | 175 | 72.0 | 460 | 14.4 | | | |
| Totals | 105 | 533 | 917 | 58.1 | 329 | 455 | 72.3 | 1395 | 13.3 | | | |



| 24 - GERALD FITCH - 1,391 POINTS | | | | | | | | | | | | |
|----------------------------------|------------|------------|-------------|-------------|------------|------------|-------------|------------|------------|-------------|-------------|-------------|
| YEAR | G | FGM | FGA | Pct. | 3FG | 3FGA | Pct. | FTM | FTA | Pct. | TP | Avg. |
| 2000-01 | 34 | 76 | 167 | 45.5 | 29 | 71 | 40.9 | 49 | 71 | 69.0 | 230 | 6.8 |
| 2001-02 | 28 | 85 | 187 | 45.5 | 30 | 87 | 34.5 | 48 | 69 | 69.6 | 248 | 8.9 |
| 2002-03 | 36 | 152 | 322 | 47.2 | 61 | 147 | 41.5 | 78 | 102 | 76.5 | 443 | 12.3 |
| 2003-04 | 29 | 148 | 343 | 43.1 | 79 | 197 | 40.1 | 95 | 125 | 76.0 | 470 | 16.2 |
| Totals | 127 | 461 | 1019 | 45.2 | 199 | 502 | 39.6 | 270 | 367 | 73.6 | 1391 | 11.0 |



| 25 - MIKE PHILLIPS - 1,367 POINTS | | | | | | | | | |
|-----------------------------------|------------|------------|-------------|-------------|------------|------------|-------------|-------------|-------------|
| YEAR | G | FGM | FGA | Pct. | FTM | FTA | Pct. | TP | AVG. |
| 1974-75 | 31 | 108 | 212 | 50.9 | 26 | 47 | 55.3 | 242 | 7.8 |
| 1975-76 | 30 | 199 | 367 | 54.2 | 69 | 117 | 59.0 | 467 | 15.6 |
| 1976-77 | 28 | 144 | 261 | 55.2 | 54 | 88 | 61.4 | 342 | 12.2 |
| 1977-78 | 31 | 125 | 210 | 59.5 | 66 | 87 | 75.9 | 316 | 10.2 |
| Totals | 120 | 576 | 1050 | 54.9 | 215 | 339 | 63.4 | 1367 | 11.4 |



| 26 - MIKE PRATT - 1,359 POINTS | | | | | | | | | |
|--------------------------------|-----------|------------|-------------|-------------|------------|------------|-------------|-------------|-------------|
| YEAR | G | FGM | FGA | Pct. | FTM | FTA | Pct. | TP | AVG. |
| 1967-68 | 27 | 152 | 334 | 45.5 | 76 | 111 | 68.5 | 380 | 14.1 |
| 1968-69 | 26 | 173 | 321 | 53.9 | 93 | 132 | 70.5 | 439 | 16.9 |
| 1969-70 | 28 | 219 | 470 | 46.6 | 102 | 145 | 70.3 | 540 | 19.3 |
| Totals | 81 | 544 | 1125 | 48.4 | 271 | 388 | 69.8 | 1359 | 16.8 |



| 27 - FRANK RAMSEY - 1,344 POINTS | | | | | | | | | |
|----------------------------------|-----------|------------|-------------|-------------|------------|------------|-------------|-------------|-------------|
| YEAR | G | FGM | FGA | Pct. | FTM | FTA | Pct. | TP | AVG. |
| 1950-51 | 34 | 135 | 413 | 32.7 | 75 | 123 | 60.9 | 345 | 10.1 |
| 1951-52 | 32 | 185 | 470 | 39.3 | 139 | 214 | 64.9 | 509 | 15.9 |
| 1953-54 | 25 | 179 | 430 | 41.6 | 132 | 181 | 72.9 | 490 | 19.6 |
| Totals | 91 | 499 | 1313 | 38.0 | 346 | 518 | 66.8 | 1344 | 14.8 |



| 28 - RAMEL BRADLEY - 1,326 POINTS | | | | | | | | | | | | |
|-----------------------------------|------------|------------|-------------|-------------|------------|------------|-------------|------------|------------|-------------|-------------|-------------|
| YEAR | G | FGM | FGA | Pct. | 3FG | 3FGA | Pct. | FTM | FTA | Pct. | TP | AVG. |
| 2004-05 | 34 | 51 | 134 | 38.1 | 22 | 65 | 33.8 | 31 | 44 | 70.5 | 155 | 4.6 |
| 2005-06 | 30 | 81 | 201 | 40.3 | 28 | 93 | 30.1 | 46 | 59 | 78.0 | 236 | 7.9 |
| 2006-07 | 34 | 141 | 336 | 42.0 | 69 | 188 | 36.7 | 106 | 130 | 81.5 | 457 | 13.4 |
| 2007-08 | 30 | 139 | 330 | 42.1 | 58 | 153 | 37.9 | 142 | 171 | 83.0 | 478 | 15.9 |
| Totals | 128 | 412 | 1001 | 41.2 | 177 | 499 | 35.5 | 325 | 404 | 80.4 | 1326 | 10.4 |



| 29 - JIM ANDREWS - 1,320 POINTS | | | | | | | | | |
|---------------------------------|-----------|------------|------------|-------------|------------|------------|-------------|-------------|-------------|
| YEAR | G | FGM | FGA | Pct. | FTM | FTA | Pct. | TP | AVG. |
| 1970-71 | 24 | 64 | 122 | 52.5 | 28 | 45 | 62.2 | 156 | 6.5 |
| 1971-72 | 28 | 236 | 409 | 57.7 | 130 | 186 | 69.9 | 602 | 21.5 |
| 1972-73 | 28 | 243 | 434 | 56.0 | 76 | 110 | 69.1 | 562 | 20.1 |
| Totals | 80 | 543 | 965 | 56.3 | 234 | 341 | 68.6 | 1320 | 16.5 |



| 30 - SAM BOWIE - 1,285 POINTS | | | | | | | | | |
|-------------------------------|-----------|------------|------------|-------------|------------|------------|-------------|-------------|-------------|
| YEAR | G | FGM | FGA | Pct. | FTM | FTA | Pct. | TP | AVG. |
| 1979-80 | 34 | 165 | 311 | 53.1 | 110 | 144 | 76.4 | 440 | 12.9 |
| 1980-81 | 28 | 185 | 356 | 52.0 | 118 | 164 | 72.0 | 488 | 17.4 |
| 1983-84 | 34 | 133 | 258 | 51.6 | 91 | 126 | 72.2 | 357 | 10.5 |
| Totals | 96 | 483 | 925 | 52.2 | 319 | 434 | 73.5 | 1285 | 13.4 |



| 31 - JIM MASTER - 1,283 POINTS | | | | | | | | | |
|--------------------------------|------------|------------|-------------|-------------|------------|------------|-------------|-------------|-------------|
| YEAR | G | FGM | FGA | Pct. | FTM | FTA | Pct. | TP | AVG. |
| 1980-81 | 27 | 64 | 142 | 45.1 | 48 | 56 | 85.7 | 176 | 6.5 |
| 1981-82 | 30 | 153 | 315 | 48.1 | 95 | 106 | 89.6 | 401 | 13.4 |
| 1982-83 | 31 | 166 | 313 | 53.0 | 56 | 69 | 81.2 | 388 | 12.5 |
| 1983-84 | 33 | 129 | 284 | 45.4 | 60 | 74 | 81.1 | 318 | 9.6 |
| Totals | 121 | 512 | 1054 | 48.6 | 259 | 305 | 84.9 | 1283 | 10.6 |



| 32 - JOHN PELPHEY - 1,257 POINTS | | | | | | | | | | | | |
|----------------------------------|------------|------------|------------|-------------|------------|------------|-------------|------------|------------|-------------|-------------|-------------|
| YEAR | G | FGM | FGA | Pct. | 3FG | 3FGA | Pct. | FTM | FTA | Pct. | TP | AVG. |
| 1988-89 | 22 | 14 | 24 | 40.0 | 2 | 5 | 40.0 | 8 | 13 | 61.5 | 38 | 1.7 |
| 1989-90 | 28 | 112 | 259 | 43.2 | 44 | 120 | 36.7 | 97 | 129 | 75.2 | 365 | 13.0 |
| 1990-91 | 28 | 131 | 303 | 43.2 | 62 | 164 | 37.8 | 80 | 102 | 78.4 | 404 | 14.4 |
| 1991-92 | 36 | 145 | 296 | 49.0 | 52 | 144 | 36.1 | 108 | 139 | 77.7 | 450 | 12.5 |
| Totals | 114 | 402 | 882 | 45.6 | 160 | 433 | 37.0 | 293 | 383 | 76.5 | 1257 | 11.0 |



| 33 - SCOTT PADGETT - 1,252 POINTS | | | | | | | | | | | | |
|-----------------------------------|------------|------------|------------|-------------|------------|------------|-------------|------------|------------|-------------|-------------|-------------|
| YEAR | G | FGM | FGA | Pct. | 3FG | 3FGA | Pct. | FTM | FTA | Pct. | TP | AVG. |
| 1994-95 | 14 | 7 | 27 | 25.9 | 4 | 13 | 30.8 | 10 | 12 | 83.3 | 28 | 2.0 |
| 1996-97 | 32 | 100 | 244 | 41.0 | 47 | 138 | 34.1 | 61 | 80 | 76.3 | 308 | 9.6 |
| 1997-98 | 39 | 161 | 338 | 47.6 | 40 | 107 | 37.4 | 87 | 102 | 85.3 | 449 | 11.5 |
| 1998-99 | 37 | 156 | 335 | 46.6 | 61 | 160 | 38.1 | 94 | 138 | 68.1 | 467 | 12.6 |
| Totals | 122 | 424 | 944 | 44.9 | 152 | 418 | 36.4 | 252 | 332 | 75.9 | 1252 | 10.3 |




| 34 - DARIUS MILLER - 1,248 POINTS | | | | | | | | | | | | |
|-----------------------------------|------------|------------|------------|-------------|------------|------------|-------------|------------|------------|-------------|-------------|------------|
| YEAR | G | FGM | FGA | Pct. | 3FG | 3FGA | Pct. | FTM | FTA | Pct. | TP | AVG. |
| 2008-09 | 36 | 66 | 161 | 41.0 | 18 | 54 | 33.3 | 41 | 51 | 80.4 | 191 | 5.3 |
| 2009-10 | 38 | 86 | 215 | 40.0 | 43 | 128 | 33.6 | 31 | 39 | 79.5 | 246 | 6.5 |
| 2010-11 | 38 | 149 | 312 | 47.8 | 58 | 131 | 44.3 | 58 | 68 | 85.3 | 414 | 10.9 |
| 2011-12 | 40 | 143 | 302 | 47.4 | 56 | 149 | 37.9 | 55 | 69 | 79.7 | 397 | 9.9 |
| Totals | 152 | 444 | 990 | 44.8 | 175 | 462 | 37.9 | 185 | 227 | 81.5 | 1248 | 8.2 |



| 35 - JODIE MEEKS - 1,246 POINTS | | | | | | | | | | | | |
|---------------------------------|------------|------------|------------|-------------|------------|------------|-------------|------------|------------|-------------|-------------|------------|
| YEAR | G | FGM | FGA | Pct. | 3FG | 3FGA | Pct. | FTM | FTA | Pct. | TP | AVG. |
| 2006-07 | 34 | 95 | 227 | 41.9 | 44 | 121 | 36.4 | 61 | 68 | 89.7 | 295 | 8.7 |
| 2007-08 | 11 | 27 | 88 | 30.7 | 16 | 50 | 32.0 | 27 | 34 | 79.4 | 97 | 8.8 |
| 2008-09 | 36 | 263 | 568 | 46.3 | 117 | 288 | 40.6 | 211 | 234 | 90.2 | 854 | 23.7 |
| Totals | 152 | 444 | 990 | 44.8 | 175 | 462 | 37.9 | 185 | 227 | 81.5 | 1248 | 8.2 |



| 36 - TOM PARKER - 1,238 POINTS | | | | | | | | | |
|--------------------------------|-----------|------------|-------------|-------------|------------|------------|-------------|-------------|-------------|
| YEAR | G | FGM | FGA | Pct. | FTM | FTA | Pct. | TP | AVG. |
| 1969-70 | 25 | 117 | 232 | 50.4 | 26 | 35 | 74.3 | 260 | 10.4 |
| 1970-71 | 28 | 209 | 413 | 50.6 | 74 | 91 | 81.3 | 492 | 17.6 |
| 1971-72 | 27 | 203 | 429 | 47.3 | 80 | 101 | 79.2 | 486 | 18.0 |
| Totals | 80 | 529 | 1074 | 49.3 | 180 | 227 | 79.3 | 1238 | 15.5 |



| 37 - DERON FELDHAUS - 1,231 POINTS | | | | | | | | | | | | |
|------------------------------------|------------|------------|------------|-------------|------------|------------|-------------|------------|------------|-------------|-------------|------------|
| YEAR | G | FGM | FGA | Pct. | 3FG | 3FGA | Pct. | FTM | FTA | Pct. | TP | Avg. |
| 1988-89 | 32 | 48 | 100 | 48.0 | 2 | 6 | 33.3 | 20 | 31 | 64.5 | 118 | 3.7 |
| 1989-90 | 28 | 135 | 273 | 49.5 | 32 | 88 | 36.4 | 101 | 134 | 75.4 | 403 | 14.4 |
| 1990-91 | 28 | 106 | 203 | 52.2 | 29 | 74 | 39.2 | 60 | 88 | 69.3 | 301 | 10.8 |
| 1991-92 | 36 | 138 | 290 | 47.6 | 48 | 128 | 37.5 | 85 | 107 | 79.4 | 409 | 11.4 |
| Totals | 124 | 427 | 866 | 49.3 | 111 | 296 | 37.5 | 267 | 360 | 74.2 | 1231 | 9.6 |



| 38 - DERRICK HORD - 1,220 POINTS | | | | | | | | | | | | |
|----------------------------------|------------|------------|-------------|-------------|------------|------------|-------------|-------------|------------|--|--|--|
| YEAR | G | FGM | FGA | Pct. | FTM | FTA | Pct. | TP | Avg. | | | |
| 1979-80 | 35 | 78 | 166 | 47.0 | 49 | 64 | 76.6 | 205 | 5.9 | | | |
| 1980-81 | 28 | 97 | 239 | 40.6 | 54 | 72 | 75.0 | 248 | 8.9 | | | |
| 1981-82 | 30 | 194 | 394 | 49.2 | 102 | 131 | 77.9 | 490 | 16.3 | | | |
| 1982-83 | 31 | 106 | 211 | 50.2 | 65 | 79 | 82.3 | 277 | 8.9 | | | |
| Totals | 124 | 475 | 1010 | 47.0 | 270 | 346 | 78.0 | 1220 | 9.8 | | | |



| 39 - BILL SPIVEY - 1,213 POINTS | | | | | | | | | | | | |
|---------------------------------|-----------|------------|-------------|-------------|------------|------------|-------------|-------------|-------------|--|--|--|
| YEAR | G | FGM | FGA | Pct. | FTM | FTA | Pct. | TP | Avg. | | | |
| 1949-50 | 30 | 255 | 619 | 36.3 | 128 | 176 | 72.7 | 578 | 19.3 | | | |
| 1950-51 | 33 | 252 | 632 | 39.9 | 131 | 211 | 62.0 | 635 | 19.2 | | | |
| Totals | 63 | 477 | 1251 | 38.1 | 259 | 387 | 66.9 | 1213 | 19.3 | | | |



| 40 - CHUCK HAYES - 1,211 POINTS | | | | | | | | | | | | |
|---------------------------------|------------|------------|------------|-------------|-----------|-----------|-------------|------------|------------|-------------|-------------|------------|
| YEAR | G | FGM | FGA | Pct. | 3FG | 3FGA | Pct. | FTM | FTA | Pct. | TP | Avg. |
| 2001-02 | 32 | 67 | 145 | 46.2 | 6 | 22 | 27.3 | 48 | 65 | 73.8 | 188 | 5.9 |
| 2002-03 | 36 | 110 | 225 | 48.9 | 8 | 33 | 24.2 | 82 | 104 | 78.8 | 310 | 8.6 |
| 2003-04 | 32 | 131 | 246 | 53.3 | 3 | 12 | 25.0 | 77 | 113 | 68.1 | 342 | 10.7 |
| 2004-05 | 34 | 144 | 283 | 50.9 | 2 | 11 | 18.2 | 81 | 111 | 73.0 | 371 | 10.9 |
| Totals | 134 | 452 | 899 | 50.3 | 19 | 78 | 24.4 | 288 | 393 | 73.3 | 1211 | 9.0 |



| 41 - RODRICK RHODES - 1,209 POINTS | | | | | | | | | | | | |
|------------------------------------|-----------|------------|------------|-------------|-----------|------------|-------------|------------|------------|-------------|-------------|-------------|
| YEAR | G | FGM | FGA | Pct. | 3FG | 3FGA | Pct. | FTM | FTA | Pct. | TP | Avg. |
| 1992-93 | 33 | 101 | 224 | 45.1 | 27 | 70 | 38.6 | 70 | 101 | 69.3 | 299 | 9.1 |
| 1993-94 | 33 | 142 | 326 | 43.6 | 32 | 117 | 27.4 | 167 | 215 | 77.7 | 483 | 14.6 |
| 1994-95 | 33 | 130 | 333 | 39.0 | 39 | 110 | 35.5 | 128 | 164 | 78.0 | 427 | 12.9 |
| Totals | 99 | 373 | 883 | 42.2 | 98 | 297 | 32.9 | 365 | 480 | 76.0 | 1209 | 12.2 |



| 42 - WAYNE TURNER - 1,170 POINTS | | | | | | | | | | | | |
|----------------------------------|------------|------------|------------|-------------|-----------|------------|-------------|------------|------------|-------------|-------------|------------|
| YEAR | G | FGM | FGA | Pct. | 3FG | 3FGA | Pct. | FTM | FTA | Pct. | TP | Avg. |
| 1995-96 | 35 | 65 | 122 | 53.3 | 1 | 4 | 25.0 | 25 | 40 | 62.5 | 156 | 4.5 |
| 1996-97 | 40 | 112 | 240 | 46.7 | 4 | 15 | 26.7 | 36 | 68 | 52.9 | 264 | 6.6 |
| 1997-98 | 39 | 137 | 285 | 48.1 | 21 | 57 | 36.8 | 67 | 108 | 62.0 | 362 | 9.3 |
| 1998-99 | 37 | 141 | 285 | 49.5 | 12 | 43 | 27.9 | 94 | 137 | 68.6 | 388 | 10.5 |
| Totals | 151 | 455 | 932 | 48.8 | 38 | 119 | 31.9 | 222 | 353 | 62.9 | 1170 | 7.7 |



| 43 - REGGIE HANSON - 1,167 POINTS | | | | | | | | | | | | |
|-----------------------------------|------------|------------|------------|-------------|-----------|------------|-------------|------------|------------|-------------|-------------|-------------|
| YEAR | G | FGM | FGA | Pct. | 3FG | 3FGA | Pct. | FTM | FTA | Pct. | TP | Avg. |
| 1987-88 | 16 | 6 | 17 | 35.3 | 0 | 0 | 0.0 | 9 | 10 | 90.0 | 21 | 1.3 |
| 1988-89 | 29 | 114 | 222 | 51.4 | 0 | 0 | 0.0 | 57 | 76 | 75.0 | 285 | 9.8 |
| 1989-90 | 28 | 165 | 332 | 49.7 | 35 | 96 | 36.5 | 94 | 127 | 74.0 | 459 | 16.4 |
| 1990-91 | 28 | 142 | 274 | 51.8 | 15 | 47 | 31.9 | 103 | 145 | 71.0 | 402 | 14.4 |
| Totals | 101 | 427 | 845 | 50.5 | 50 | 143 | 34.9 | 263 | 357 | 73.7 | 1167 | 11.6 |



| 44 - DERRICK MILLER - 1,156 POINTS | | | | | | | | | | | | |
|------------------------------------|------------|------------|-------------|-------------|------------|------------|-------------|------------|------------|-------------|-------------|-------------|
| YEAR | G | FGM | FGA | Pct. | 3FG | 3FGA | Pct. | FTM | FTA | Pct. | TP | Avg. |
| 1986-87 | 29 | 55 | 141 | 39.0 | 35 | 81 | 43.2 | 6 | 14 | 42.9 | 151 | 5.2 |
| 1987-88 | 16 | 8 | 38 | 21.1 | 3 | 24 | 12.5 | 2 | 3 | 66.7 | 21 | 1.3 |
| 1988-89 | 32 | 170 | 373 | 45.6 | 54 | 139 | 38.8 | 52 | 71 | 73.2 | 446 | 13.9 |
| 1989-90 | 28 | 198 | 502 | 39.4 | 99 | 289 | 34.3 | 43 | 57 | 75.4 | 538 | 19.2 |
| Totals | 105 | 431 | 1054 | 40.9 | 191 | 533 | 35.8 | 103 | 145 | 71.0 | 1156 | 11.0 |



| 45 - VERNON HATTON - 1,153 POINTS | | | | | | | | | | | | |
|-----------------------------------|-----------|------------|------------|-------------|------------|------------|-------------|-------------|-------------|--|--|--|
| YEAR | G | FGM | FGA | Pct. | FTM | FTA | Pct. | TP | Avg. | | | |
| 1955-56 | 26 | 123 | 249 | 49.4 | 100 | 150 | 66.7 | 346 | 13.3 | | | |
| 1956-57 | 21 | 112 | 255 | 43.9 | 87 | 119 | 73.1 | 311 | 14.8 | | | |
| 1957-58 | 29 | 192 | 458 | 41.9 | 112 | 144 | 77.8 | 496 | 17.1 | | | |
| Totals | 76 | 427 | 962 | 44.4 | 299 | 413 | 72.4 | 1153 | 15.2 | | | |



| 46 - WALLACE JONES - 1,151 POINTS | | | | | | | | | | | | |
|-----------------------------------|------------|------------|-----|------|------------|------------|-------------|-------------|------------|--|--|--|
| YEAR | G | FGM | FGA | Pct. | FTM | FTA | Pct. | TP | Avg. | | | |
| 1945-46 | 30 | 105 | | | 80 | 126 | 63.5 | 290 | 9.7 | | | |
| 1946-47 | 29 | 87 | 302 | 28.8 | 43 | 78 | 55.1 | 217 | 7.5 | | | |
| 1947-48 | 36 | 133 | 427 | 31.3 | 69 | 103 | 67.0 | 335 | 9.3 | | | |
| 1948-49 | 32 | 130 | 440 | 29.5 | 49 | 75 | 65.3 | 309 | 9.7 | | | |
| Totals | 127 | 455 | | | 241 | 382 | 63.1 | 1151 | 9.1 | | | |



| 47 - RANDOLPH MORRIS - 1,123 POINTS | | | | | | | | | | | | |
|-------------------------------------|-----------|------------|------------|-------------|----------|----------|------------|------------|------------|-------------|-------------|-------------|
| YEAR | G | FGM | FGA | Pct. | 3FG | 3FGA | Pct. | FTM | FTA | Pct. | TP | Avg. |
| 2004-05 | 34 | 105 | 199 | 52.8 | 0 | 0 | 0.0 | 88 | 143 | 61.5 | 298 | 8.8 |
| 2005-06 | 21 | 110 | 181 | 60.8 | 0 | 0 | 0.0 | 59 | 86 | 68.6 | 279 | 13.3 |
| 2006-07 | 34 | 202 | 341 | 59.2 | 0 | 1 | 0.0 | 142 | 208 | 68.3 | 546 | 16.1 |
| Totals | 89 | 417 | 721 | 57.8 | 0 | 1 | 0.0 | 289 | 437 | 66.1 | 1123 | 12.6 |



| 48 - OSCAR TSHIEBWE - 1,117 POINTS | | | | | | | | | | | | |
|------------------------------------|-----------|------------|------------|-------------|----------|----------|------------|------------|------------|-------------|-------------|-------------|
| YEAR | G | FGM | FGA | Pct. | 3FG | 3FGA | Pct. | FTM | FTA | Pct. | TP | Avg. |
| 2021-22 | 34 | 238 | 393 | 60.6 | 0 | 0 | 0.0 | 114 | 165 | 69.1 | 590 | 17.4 |
| 2022-23 | 32 | 195 | 348 | 56.0 | 0 | 2 | 0.0 | 137 | 188 | 72.9 | 527 | 16.5 |
| Totals | 66 | 433 | 741 | 58.4 | 0 | 2 | 0.0 | 251 | 353 | 71.1 | 1117 | 16.9 |



| 49 - JEFF SHEPPARD - 1,091 POINTS | | | | | | | | | | | | |
|-----------------------------------|------------|------------|------------|-------------|------------|------------|-------------|------------|------------|-------------|-------------|------------|
| YEAR | G | FGM | FGA | Pct. | 3FG | 3FGA | Pct. | FTM | FTA | Pct. | TP | Avg. |
| 1993-94 | 29 | 40 | 72 | 55.6 | 7 | 19 | 36.8 | 20 | 31 | 64.5 | 107 | 3.7 |
| 1994-95 | 33 | 99 | 225 | 44.0 | 28 | 78 | 35.9 | 49 | 65 | 75.4 | 275 | 8.3 |
| 1995-96 | 34 | 65 | 125 | 52.0 | 22 | 44 | 50.0 | 36 | 58 | 62.1 | 188 | 5.5 |
| 1997-98 | 38 | 186 | 419 | 44.4 | 71 | 189 | 37.6 | 78 | 111 | 70.3 | 521 | 13.7 |
| Totals | 134 | 390 | 841 | 46.4 | 128 | 330 | 38.8 | 183 | 265 | 69.1 | 1091 | 8.1 |



| 50 - BILLY RAY LICKERT - 1,076 POINTS | | | | | | | | | | | | |
|---------------------------------------|-----------|------------|------------|-------------|------------|------------|-------------|-------------|-------------|--|--|--|
| YEAR | G | FGM | FGA | Pct. | FTM | FTA | Pct. | TP | Avg. | | | |
| 1958-59 | 25 | 126 | 291 | 43.2 | 86 | 117 | 73.5 | 338 | 12.5 | | | |
| 1959-60 | 20 | 110 | 274 | 40.1 | 68 | 95 | 71.6 | 288 | 14.4 | | | |
| 1960-61 | 28 | 166 | 395 | 42.0 | 118 | 152 | 77.6 | 450 | 16.0 | | | |
| Totals | 73 | 402 | 960 | 41.9 | 272 | 364 | 74.7 | 1076 | 14.7 | | | |



| 51 - REX CHAPMAN - 1,073 POINTS | | | | | | | | | | | | |
|---------------------------------|-----------|------------|------------|-------------|------------|------------|-------------|------------|------------|-------------|-------------|-------------|
| YEAR | G | FGM | FGA | Pct. | 3FG | 3FGA | Pct. | FTM | FTA | Pct. | TP | Avg. |
| 1986-87 | 29 | 173 | 390 | 44.4 | 68 | 176 | 38.6 | 50 | 68 | 73.5 | 464 | 16.0 |
| 1987-88 | 32 | 231 | 461 | 50.1 | 66 | 159 | 41.5 | 81 | 102 | 79.4 | 609 | 19.0 |
| Totals | 61 | 404 | 851 | 47.5 | 134 | 335 | 40.0 | 131 | 170 | 77.1 | 1073 | 17.6 |



| 52 - DIRK MINNIEFIELD - 1,069 POINTS | | | | | | | | | | | | |
|--------------------------------------|------------|------------|------------|-------------|------------|------------|-------------|-------------|------------|--|--|--|
| YEAR | G | FGM | FGA | Pct. | FTM | FTA | Pct. | TP | Avg. | | | |
| 1979-80 | 34 | 68 | 142 | 47.9 | 35 | 49 | 71.4 | 171 | 5.0 | | | |
| 1980-81 | 28 | 118 | 213 | 55.4 | 55 | 63 | 87.3 | 291 | 10.4 | | | |
| 1981-82 | 30 | 128 | 251 | 51.0 | 84 | 111 | 75.7 | 340 | 11.3 | | | |
| 1982-83 | 31 | 108 | 199 | 54.3 | 51 | 68 | 75.0 | 267 | 8.6 | | | |
| Totals | 123 | 422 | 805 | 52.4 | 225 | 291 | 77.3 | 1069 | 8.7 | | | |



| 53 - TERENCE JONES - 1,064 POINTS | | | | | | | | | | | | |
|-----------------------------------|-----------|------------|------------|-------------|-----------|------------|-------------|------------|------------|-------------|-------------|-------------|
| YEAR | G | FGM | FGA | Pct. | 3FG | 3FGA | Pct. | FTM | FTA | Pct. | TP | Avg. |
| 2010-11 | 38 | 206 | 466 | 44.2 | 26 | 79 | 32.9 | 157 | 243 | 64.6 | 595 | 15.7 |
| 2011-12 | 38 | 177 | 354 | 50.0 | 16 | 49 | 32.7 | 99 | 158 | 62.7 | 469 | 12.3 |
| Totals | 76 | 383 | 820 | 46.7 | 42 | 128 | 32.8 | 256 | 401 | 63.8 | 1064 | 14.0 |



| 54 - JAMAAL MAGLOIRE - 1,064 POINTS | | | | | | | | | | | | |
|-------------------------------------|------------|------------|------------|-------------|------------|------------|-------------|-------------|------------|--|--|--|
| YEAR | G | FGM | FGA | Pct. | FTM | FTA | Pct. | TP | Avg. | | | |
| 1996-97 | 40 | 75 | 153 | 49.0 | 45 | 82 | 54.9 | 195 | 4.9 | | | |
| 1997-98 | 38 | 77 | 158 | 48.7 | 43 | 64 | 67.2 | 197 | 5.2 | | | |
| 1998-99 | 34 | 94 | 177 | 53.1 | 49 | 85 | 57.6 | 237 | 7.0 | | | |
| 1999-00 | 33 | 148 | 296 | 50.0 | 139 | 203 | 68.5 | 435 | 13.2 | | | |
| Totals | 145 | 394 | 784 | 50.3 | 276 | 434 | 63.6 | 1064 | 7.3 | | | |



| 55 - ERIK DANIELS - 1,053 POINTS | | | | | | | | | | | | |
|----------------------------------|------------|------------|------------|-------------|-----------|-----------|-------------|------------|------------|-------------|-------------|------------|
| YEAR | G | FGM | FGA | Pct. | 3FG | 3FGA | Pct. | FTM | FTA | Pct. | TP | Avg. |
| 2000-01 | 33 | 64 | 133 | 56.6 | 5 | 18 | 27.8 | 38 | 63 | 60.3 | 171 | 5.2 |
| 2001-02 | 36 | 46 | 110 | 41.8 | 3 | 19 | 15.8 | 17 | 31 | 54.8 | 112 | 3.7 |
| 2002-03 | 32 | 136 | 240 | 56.7 | 4 | 13 | 30.8 | 29 | 46 | 63.0 | 305 | 9.5 |
| 2003-04 | 32 | 201 | 346 | 58.1 | 7 | 23 | 30.4 | 56 | 89 | 62.9 | 465 | 14.5 |
| Totals | 127 | 447 | 809 | 55.3 | 19 | 73 | 26.0 | 140 | 229 | 61.1 | 1053 | 8.3 |




| 56 - JIM LINE - 1,041 POINTS | | | | | | | | | | | | |
|------------------------------|------------|------------|-------------|-------------|------------|------------|-------------|-------------|------------|--|--|--|
| YEAR | G | FGM | FGA | Pct. | FTM | FTA | Pct. | TP | Avg. | | | |
| 1946-47 | 35 | 86 | 209 | 41.1 | 27 | 40 | 67.5 | 199 | 5.7 | | | |
| 1947-48 | 38 | 107 | 296 | 36.1 | 51 | 62 | 82.2 | 265 | 7.0 | | | |
| 1948-49 | 32 | 70 | 195 | 35.8 | 43 | 51 | 84.3 | 183 | 5.7 | | | |
| 1949-50 | 30 | 155 | 369 | 42.0 | 84 | 122 | 69.6 | 394 | 13.1 | | | |
| Totals | 135 | 418 | 1069 | 39.1 | 205 | 275 | 74.5 | 1041 | 7.7 | | | |



| 57 - BOB BURROW - 1,023 POINTS | | | | | | | | | | | | |
|--------------------------------|-----------|------------|------------|-------------|------------|------------|-------------|-------------|-------------|--|--|--|
| YEAR | G | FGM | FGA | Pct. | FTM | FTA | Pct. | TP | Avg. | | | |
| 1954-55 | 26 | 198 | 473 | 41.9 | 99 | 159 | 62.3 | 495 | 19.0 | | | |
| 1955-56 | 25 | 207 | 463 | 44.7 | 114 | 171 | 66.7 | 528 | 21.1 | | | |
| Totals | 51 | 405 | 936 | 43.3 | 213 | 330 | 64.5 | 1023 | 20.1 | | | |



| 58 - DORON LAMB - 1,018 POINTS | | | | | | | | | | | | |
|--------------------------------|-----------|------------|------------|-------------|------------|------------|-------------|------------|------------|-------------|-------------|-------------|
| YEAR | G | FGM | FGA | Pct. | 3FG | 3FGA | Pct. | FTM | FTA | Pct. | TP | Avg. |
| 2010-11 | 38 | 161 | 324 | 49.7 | 68 | 140 | 48.6 | 79 | 100 | 79.0 | 469 | 12.3 |
| 2011-12 | 40 | 175 | 369 | 47.4 | 76 | 163 | 46.6 | 123 | 149 | 82.6 | 549 | 13.7 |
| Totals | 78 | 336 | 693 | 48.5 | 144 | 303 | 47.5 | 202 | 249 | 81.1 | 1018 | 13.1 |



| 59 - RON MERCER - 1,013 POINTS | | | | | | | | | | | | |
|--------------------------------|-----------|------------|------------|-------------|-----------|------------|-------------|------------|------------|-------------|-------------|-------------|
| YEAR | G | FGM | FGA | Pct. | 3FG | 3FGA | Pct. | FTM | FTA | Pct. | TP | Avg. |
| 1995-96 | 36 | 107 | 234 | 45.7 | 23 | 68 | 33.8 | 51 | 65 | 78.5 | 288 | 8.0 |
| 1996-97 | 40 | 297 | 603 | 49.3 | 49 | 141 | 34.8 | 82 | 105 | 78.1 | 725 | 18.1 |
| Totals | 76 | 404 | 837 | 48.3 | 72 | 209 | 34.4 | 133 | 170 | 78.2 | 1013 | 13.3 |



| 60 - JIMMY DAN CONNER - 1,009 POINTS | | | | | | | | | | | | |
|--------------------------------------|-----------|------------|------------|-------------|------------|------------|-------------|-------------|-------------|--|--|--|
| YEAR | G | FGM | FGA | Pct. | FTM | FTA | Pct. | TP | Avg. | | | |
| 1972-73 | 28 | 136 | 286 | 47.6 | 41 | 66 | 62.1 | 313 | 11.2 | | | |
| 1973-74 | 26 | 128 | 246 | 52.0 | 56 | 83 | 67.5 | 312 | 12.0 | | | |
| 1974-75 | 31 | 171 | 338 | 50.6 | 42 | 69 | 60.9 | 384 | 12.4 | | | |
| Totals | 85 | 435 | 870 | 50.0 | 139 | 218 | 63.8 | 1009 | 11.9 | | | |



| 61 - BOBBY WATSON - 1,001 POINTS | | | | | | | | | | | | |
|----------------------------------|-----------|------------|-------------|-------------|------------|------------|-------------|-------------|-------------|--|--|--|
| YEAR | G | FGM | FGA | Pct. | FTM | FTA | Pct. | TP | Avg. | | | |
| 1949-50 | 30 | 84 | 269 | 31.2 | 59 | 90 | 65.5 | 227 | 7.6 | | | |
| 1950-51 | 34 | 151 | 460 | 32.8 | 51 | 68 | 75.0 | 353 | 10.4 | | | |
| 1951-52 | 32 | 184 | 517 | 35.6 | 53 | 80 | 66.2 | 421 | 13.1 | | | |
| Totals | 96 | 419 | 1246 | 33.6 | 163 | 238 | 68.5 | 1001 | 10.4 | | | |

FIELD GOALS RECORDS

CAREER LEADERS

FIELD GOALS MADE

| Player | Seasons | G | FGA | FGM |
|--------------------|-------------|-----|-------|-----|
| 1. Jack Givens | 1975-78 | 123 | 1,683 | 843 |
| 2. Dan Issel | 1968-70 | 83 | 1,591 | 825 |
| 3. Kevin Grevey | 1973-75 | 84 | 1,490 | 771 |
| 4. Kenny Walker | 1983-86 | 132 | 1,339 | 765 |
| 5. Tony Delk | 1993-96 | 133 | 1,441 | 683 |
| 6. Jamal Mashburn | 1990-93 | 98 | 1,307 | 675 |
| 7. Keith Bogans | 2000-03 | 135 | 1,535 | 671 |
| 8. Alex Groza | 1947-49 | 120 | 1,514 | 667 |
| 9. Tayshaun Prince | 1999-02 | 135 | 1,419 | 648 |
| 10. Mike Casey | 1968-69, 71 | 82 | 1,341 | 647 |

FIELD GOALS ATTEMPTED

| Player | Seasons | G | FGM | FGA |
|---------------------|---------|-----|-----|-------|
| 1. Jack Givens | 1975-78 | 123 | 843 | 1,683 |
| 2. Ralph Beard | 1946-49 | 139 | 606 | 1,597 |
| 3. Dan Issel | 1968-70 | 83 | 825 | 1,591 |
| 4. Alex Groza | 1947-49 | 120 | 667 | 1,514 |
| 5. Cotton Nash | 1962-64 | 78 | 645 | 1,548 |
| 6. Keith Bogans | 2000-03 | 135 | 671 | 1,535 |
| 7. Kevin Grevey | 1973-75 | 84 | 771 | 1,490 |
| 8. Tony Delk | 1993-96 | 133 | 683 | 1,441 |
| 9. Johnny Cox | 1957-59 | 84 | 564 | 1,425 |
| 10. Tayshaun Prince | 1999-02 | 135 | 648 | 1,419 |

FIELD GOAL PERCENTAGE (MIN. 400 ATTEMPTS)

| Player | Seasons | FGM | FGA | Pct |
|------------------------|---------|-----|-------|-------|
| 1. Nick Richards | 2018-20 | 281 | 447 | .6286 |
| 2. Marquis Estill | 2001-03 | 365 | 607 | .6013 |
| 3. Willie Cauley-Stein | 2013-15 | 346 | 583 | .5934 |
| 4. Charles Hurt | 1980-83 | 303 | 511 | .5930 |
| 5. Melvin Turpin | 1981-84 | 626 | 1,059 | .5911 |
| 6. Patrick Patterson | 2008-10 | 617 | 1,054 | .5854 |
| 7. Oscar Tshiebwe | 2022-23 | 433 | 741 | .5843 |
| 8. Rick Robey | 1975-78 | 533 | 917 | .5812 |
| 9. Randolph Morris | 2005-07 | 417 | 722 | .5776 |
| 10. Kenny Walker | 1983-86 | 765 | 1,339 | .5713 |

SINGLE-SEASON LEADERS

FIELD GOALS MADE

| Player | Season | G | FGA | FGM |
|--------------------|---------|----|-----|-----|
| 1. Dan Issel | 1969-70 | 28 | 667 | 369 |
| 2. Kevin Grevey | 1974-75 | 31 | 592 | 303 |
| 3. Ron Mercer | 1996-97 | 40 | 603 | 297 |
| 4. Dan Issel | 1968-69 | 28 | 534 | 285 |
| 5. Jamal Mashburn | 1991-92 | 36 | 492 | 279 |
| 6. Pat Riley | 1965-66 | 29 | 514 | 265 |
| 7. Cliff Hagan | 1951-52 | 32 | 633 | 264 |
| 8. Jodie Meeks | 2008-09 | 36 | 568 | 263 |
| 9. Kenny Walker | 1985-86 | 36 | 447 | 260 |
| 10. Jamal Mashburn | 1992-93 | 34 | 526 | 259 |
| Alex Groza | 1948-49 | 34 | 612 | 259 |

BY A FRESHMAN

| | | | | |
|-------------------|---------|----|-----|-----|
| 1. Malik Monk | 2016-17 | 38 | 558 | 251 |
| 2. Jamal Murray | 2015-16 | 36 | 538 | 244 |
| 3. Brandon Knight | 2010-11 | 38 | 513 | 217 |
| 4. De'Aaron Fox | 2016-17 | 38 | 447 | 214 |
| 5. Anthony Davis | 2011-12 | 40 | 337 | 210 |

TEAM RECORDS

FIELD GOALS MADE

| | | |
|--------|-------|-------------------------|
| Game | 60 | vs. Georgia (2/27/1956) |
| Season | 1,238 | 1996-97 |

FIELD GOALS ATTEMPTED

| | | |
|--------|-------|-------------------------|
| Game | 125 | vs. Ole Miss (2/8/1964) |
| Season | 3,465 | 1947-48 |

HIGHEST FIELD-GOAL PERCENTAGE

| | | |
|-------------|------|---|
| First Half | .786 | vs. Tennessee (1/15/2022) [22 of 28]; vs. Ole Miss (1/14/1981) [11 of 14] |
| Second Half | .875 | at Alabama (2/9/1980) [14 of 16] |
| Game | .765 | vs. Notre Dame (12/29/1981) [13 of 17] |

INDIVIDUAL RECORDS

FIELD GOALS MADE

| | | |
|--------|-----|----------------------------------|
| Game | 23 | Dan Issel at Ole Miss (2/7/1970) |
| Season | 369 | Dan Issel (1969-70) |
| Career | 843 | Jack Givens (1975-78) |

FIELD GOALS ATTEMPTED

| | | |
|--------|-------|-------------------------|
| Game | 42 | Bill Spivey (2/18/1950) |
| Season | 667 | Dan Issel (1969-70) |
| Career | 1,638 | Jack Givens (1975-78) |

HIGHEST FIELD-GOAL PERCENTAGE

| | | |
|------------------------|-------|--|
| Game (min. 10 made) | 1.000 | Rodney Dent vs. Morehead St. (12/17/1993) [12 of 12] |
| | | Kenny Walker vs. Western Ky. (3/16/1986) [11 of 11] |
| Season (min. 100 att.) | .680 | Marcus Lee (2015-16) [102 of 150] |
| Career (min. 400 att.) | .629 | Nick Richards (2018-20) [281 of 447] |

LONGEST FIELD GOAL MADE

| | | |
|------|-------------------|---|
| Game | 63 feet, 7 inches | Cliff Barker vs. Vanderbilt (2/26/1949 in Alumni Gym) |
|------|-------------------|---|

Other Long Shots on Record

53 ft. 9 in. Ralph Beard vs. Tennessee in 1947-48
 53 ft. 6 in. Linville Puckett vs. Mississippi State in 1953-54
 48 ft. 2 in. Red Hagan vs. Marquette in 1937-38
 47 feet Vernon Hatton vs. Temple (12/7/1957) that tied the score at the end of the first overtime. UK later won the game in three overtimes, 85-83.

BY A SOPHOMORE

| | | | | |
|----------------------|---------|----|-----|-----|
| 1. Ron Mercer | 1996-97 | 40 | 603 | 297 |
| 2. Jamal Mashburn | 1991-92 | 36 | 492 | 279 |
| 3. Jack Givens | 1975-76 | 30 | 494 | 243 |
| 4. Patrick Patterson | 2008-09 | 34 | 398 | 240 |
| 5. Kevin Grevey | 1972-73 | 28 | 441 | 236 |

BY A JUNIOR

| | | | | |
|-------------------|---------|----|-----|-----|
| 1. Dan Issel | 1968-69 | 28 | 534 | 285 |
| 2. Pat Riley | 1965-66 | 29 | 514 | 265 |
| 3. Cliff Hagan | 1951-52 | 32 | 633 | 264 |
| 4. Jodie Meeks | 2008-09 | 36 | 568 | 263 |
| 5. Jamal Mashburn | 1992-93 | 34 | 526 | 259 |

BY A SENIOR

| | | | | |
|-----------------|---------|----|-----|-----|
| 1. Dan Issel | 1969-70 | 28 | 667 | 369 |
| 2. Kevin Grevey | 1974-75 | 31 | 592 | 303 |
| 3. Kenny Walker | 1985-86 | 36 | 447 | 260 |
| 4. Alex Groza | 1948-49 | 34 | 612 | 259 |
| 5. Cotton Nash | 1963-64 | 27 | 588 | 248 |

FIELD GOALS ATTEMPTED

| Player | Season | G | FGM | FGA |
|-----------------|---------|----|-----|-----|
| 1. Dan Issel | 1969-70 | 28 | 369 | 667 |
| 2. Cliff Hagan | 1951-52 | 32 | 264 | 633 |
| 3. Bill Spivey | 1950-51 | 33 | 252 | 632 |
| 4. Bill Spivey | 1949-50 | 30 | 225 | 619 |
| 5. Alex Groza | 1948-49 | 34 | 259 | 612 |
| 6. Ron Mercer | 1996-97 | 40 | 297 | 603 |
| 7. Kevin Grevey | 1974-75 | 31 | 303 | 592 |
| 8. Cotton Nash | 1963-64 | 27 | 248 | 588 |
| 9. Jodie Meeks | 2008-09 | 36 | 263 | 568 |
| 10. Malik Monk | 2016-17 | 38 | 251 | 558 |

BY A FRESHMAN

| | | | | |
|-------------------|---------|----|-----|-----|
| 1. Malik Monk | 2016-17 | 38 | 251 | 558 |
| 2. Jamal Murray | 2015-16 | 36 | 244 | 538 |
| 3. Brandon Knight | 2010-11 | 38 | 217 | 513 |
| 4. Terrence Jones | 2010-11 | 38 | 206 | 466 |
| 5. James Young | 2013-14 | 40 | 174 | 450 |

BY A SOPHOMORE

| | | | | |
|-------------------|---------|----|-----|-----|
| 1. Bill Spivey | 1949-50 | 30 | 225 | 619 |
| 2. Ron Mercer | 1996-97 | 40 | 297 | 603 |
| 3. Jack Givens | 1975-76 | 30 | 243 | 494 |
| 4. Jamal Mashburn | 1991-92 | 36 | 279 | 492 |
| 5. Antoine Walker | 1995-96 | 36 | 228 | 492 |

BY A JUNIOR

| | | | | |
|----------------|---------|----|-----|-----|
| 1. Cliff Hagan | 1951-52 | 32 | 264 | 633 |
| 2. Bill Spivey | 1950-51 | 33 | 252 | 632 |
| 3. Jodie Meeks | 2008-09 | 36 | 263 | 568 |
| 4. Ralph Beard | 1947-48 | 38 | 194 | 536 |
| 5. Dan Issel | 1968-69 | 28 | 285 | 534 |

BY A SENIOR

| | | | | |
|-----------------|---------|----|-----|-----|
| 1. Dan Issel | 1969-70 | 28 | 369 | 667 |
| 2. Alex Groza | 1948-49 | 34 | 259 | 612 |
| 3. Kevin Grevey | 1974-75 | 31 | 303 | 592 |
| 4. Cotton Nash | 1963-64 | 27 | 248 | 588 |
| 5. Bobby Watson | 1951-52 | 32 | 184 | 517 |

FIELD-GOAL PERCENTAGE (MIN. 150 ATTEMPTS)

| Player | Season | FGM | FGA | Pct |
|------------------------|---------|-----|-----|------|
| 1. Marcus Lee | 2015-16 | 102 | 150 | .680 |
| 2. Michael Bradley | 1998-99 | 157 | 239 | .657 |
| 3. Nick Richards | 2019-20 | 163 | 253 | .644 |
| 4. Rick Robey | 1977-78 | 167 | 263 | .635 |
| 5. Charles Hurt | 1982-83 | 102 | 162 | .630 |
| 6. Marquis Estill | 2001-02 | 111 | 178 | .624 |
| 7. Anthony Davis | 2011-12 | 210 | 337 | .623 |
| 8. Willie Cauley-Stein | 2012-13 | 105 | 169 | .621 |
| 9. Melvin Turpin | 1982-83 | 192 | 311 | .617 |
| 10. Josh Harrellson | 2010-11 | 127 | 208 | .611 |

BY A FRESHMAN

| | | | | |
|------------------|---------|-----|-----|------|
| 1. Anthony Davis | 2011-12 | 210 | 337 | .623 |
|------------------|---------|-----|-----|------|

BY A SOPHOMORE

| | | | | |
|--------------------|---------|-----|-----|------|
| 1. Michael Bradley | 1998-99 | 157 | 239 | .657 |
|--------------------|---------|-----|-----|------|

BY A JUNIOR

| | | | | |
|---------------|---------|-----|-----|------|
| 1. Marcus Lee | 2015-16 | 102 | 150 | .680 |
|---------------|---------|-----|-----|------|

BY A SENIOR

| | | | | |
|---------------|---------|-----|-----|------|
| 1. Rick Robey | 1977-78 | 167 | 363 | .635 |
|---------------|---------|-----|-----|------|

SINGLE-GAME LEADERS

FIELD GOALS MADE

| Player, Opponent (Date) | FGM |
|---|-----|
| 1. Dan Issel at Ole Miss (2/7/1970) | 23 |
| 2. Dan Issel at Alabama (2/23/1970) | 19 |
| Dan Issel at LSU (2/21/1970) | 19 |
| Bob Burrow vs. LSU (1/14/1956) | 19 |
| 5. Malik Monk vs. North Carolina (12/17/2016) | 18 |
| Melvin Turpin vs. Georgia (3/8/1984) | 18 |
| Melvin Turpin at Tennessee (1/31/1984) | 18 |
| Jack Givens vs. Duke (3/27/1978) | 18 |
| Dan Issel at Vanderbilt (3/1/1969) | 18 |
| Louie Dampier at Vanderbilt (2/2/1966) | 18 |

FIELD GOALS ATTEMPTED

| Player, Opponent (Date) | FGA |
|---|-----|
| 1. Bill Spivey vs. Georgia Tech (2/18/1950) | 42 |
| 2. Bill Spivey vs. Xavier (2/13/1951) | 41 |

FIELD-GOAL PERCENTAGE (MIN. 10 ATTEMPTS)

| Player, Opponent (Date) | Pct |
|--|-------|
| 1. Rodney Dent vs. Morehead State (12/17/1993) [12 of 12] | 1.000 |
| Kenny Walker vs. Western Kentucky (3/16/1986) [11 of 11] | 1.000 |
| 3. Oscar Tshiebwe at Florida (2/22/2023) [12 of 13] | .923 |
| 4. Jack Givens at Mississippi State (1/31/1977) [11 of 12] | .917 |
| Rick Robey vs. Miami (Ohio) (12/10/1975) [11 of 12] | .917 |

YEAR-BY-YEAR FIELD-GOAL PERCENTAGE LEADERS

| YEAR | PLAYER | CL. | FGM | FGA | PCT. |
|---------|-------------------|-----|-----|-----|------|
| 1946-47 | James Line | Fr. | 86 | 209 | .411 |
| 1947-48 | Alex Groza | Jr. | 200 | 530 | .377 |
| 1948-49 | Alex Groza | Sr. | 259 | 612 | .423 |
| 1949-50 | James Line | Sr. | 155 | 369 | .420 |
| 1950-51 | Bill Spivey | Jr. | 252 | 632 | .399 |
| 1951-52 | Cliff Hagan | Jr. | 264 | 633 | .417 |
| 1953-54 | Cliff Hagan | Sr. | 234 | 514 | .455 |
| 1954-55 | Bob Burrow | Jr. | 198 | 473 | .419 |
| 1955-56 | Vernon Hatton | So. | 123 | 249 | .494 |
| 1956-57 | Vernon Hatton | Jr. | 112 | 255 | .439 |
| 1957-58 | Vernon Hatton | Sr. | 192 | 458 | .419 |
| 1958-59 | Bennie Coffman | Jr. | 110 | 216 | .509 |
| 1959-60 | Billy Ray Lickert | Jr. | 110 | 274 | .401 |
| 1960-61 | Billy Ray Lickert | Sr. | 166 | 395 | .420 |
| 1961-62 | Larry Pursiful | Sr. | 204 | 400 | .510 |
| 1962-63 | Don Rolfes | So. | 68 | 134 | .507 |
| 1963-64 | Larry Conley | So. | 114 | 231 | .493 |
| 1964-65 | Louie Dampier | So. | 171 | 334 | .512 |
| 1965-66 | Louie Dampier | Jr. | 249 | 482 | .516 |
| 1966-67 | Cliff Berger | Jr. | 98 | 176 | .556 |
| 1967-68 | Mike Casey | So. | 231 | 474 | .489 |
| 1968-69 | Mike Pratt | Jr. | 173 | 321 | .539 |
| 1969-70 | Dan Issel | Sr. | 369 | 667 | .553 |
| 1970-71 | Kent Hollenbeck | Jr. | 113 | 212 | .533 |
| 1971-72 | Jim Andrews | Jr. | 236 | 409 | .577 |
| 1972-73 | Jim Andrews | Sr. | 243 | 434 | .560 |
| 1973-74 | Bob Guyette | Jr. | 138 | 248 | .557 |
| 1974-75 | Rick Robey | Fr. | 135 | 248 | .544 |
| 1975-76 | Mike Phillips | So. | 199 | 367 | .542 |
| 1976-77 | Rick Robey | Jr. | 158 | 276 | .573 |
| 1977-78 | Rick Robey | Sr. | 167 | 263 | .635 |
| 1978-79 | LaVon Williams | Jr. | 119 | 219 | .543 |
| 1979-80 | Sam Bowie | Fr. | 165 | 311 | .531 |
| 1980-81 | Dirk Minniefield | So. | 118 | 213 | .554 |
| 1981-82 | Melvin Turpin | So. | 160 | 275 | .582 |
| 1982-83 | Charles Hurt | Sr. | 102 | 162 | .630 |
| 1983-84 | Melvin Turpin | Sr. | 224 | 378 | .593 |
| 1984-85 | Kenny Walker | Jr. | 246 | 440 | .559 |
| 1985-86 | Kenny Walker | Sr. | 260 | 447 | .582 |
| 1986-87 | Rob Lock | Jr. | 91 | 161 | .565 |
| 1987-88 | Rob Lock | Sr. | 123 | 219 | .562 |
| 1988-89 | LeRon Ellis | So. | 200 | 385 | .519 |
| 1989-90 | Reggie Hanson | Jr. | 165 | 332 | .497 |
| 1990-91 | Deron Feldhaus | Jr. | 106 | 203 | .522 |
| 1991-92 | Jamal Mashburn | So. | 279 | 492 | .567 |
| 1992-93 | Travis Ford | Jr. | 129 | 245 | .527 |
| 1993-94 | Andre Riddick | Jr. | 117 | 207 | .565 |
| 1994-95 | Andre Riddick | Sr. | 68 | 123 | .553 |
| 1995-96 | Walter McCarty | Sr. | 152 | 280 | .543 |
| 1996-97 | Jared Prickett | Sr. | 116 | 211 | .550 |
| 1997-98 | Nazr Mohammed | Jr. | 190 | 318 | .597 |
| 1998-99 | Michael Bradley | So. | 157 | 239 | .657 |

| YEAR | PLAYER | CL. | FGM | FGA | PCT. |
|---------|---------------------|-----|-----|-----|------|
| 1999-00 | Jamaal Magloire | Sr. | 148 | 296 | .500 |
| 2000-01 | Marquis Estill | So. | 85 | 141 | .603 |
| 2001-02 | Marquis Estill | Jr. | 111 | 178 | .624 |
| 2002-03 | Marquis Estill | Sr. | 169 | 288 | .587 |
| 2003-04 | Erik Daniels | Sr. | 201 | 346 | .581 |
| 2004-05 | Randolph Morris | Fr. | 105 | 199 | .528 |
| 2005-06 | Randolph Morris | So. | 110 | 181 | .608 |
| 2006-07 | Randolph Morris | Jr. | 202 | 341 | .592 |
| 2007-08 | Perry Stevenson | So. | 69 | 120 | .575 |
| 2008-09 | Patrick Patterson | So. | 240 | 398 | .603 |
| 2009-10 | Patrick Patterson | Jr. | 215 | 374 | .575 |
| 2010-11 | Josh Harrellson | Sr. | 127 | 208 | .611 |
| 2011-12 | Anthony Davis | Fr. | 210 | 337 | .623 |
| 2012-13 | Willie Cauley-Stein | Fr. | 105 | 169 | .621 |
| 2013-14 | Willie Cauley-Stein | So. | 106 | 178 | .596 |
| 2014-15 | Willie Cauley-Stein | Jr. | 135 | 236 | .572 |
| 2015-16 | Marcus Lee | Jr. | 102 | 150 | .680 |
| 2016-17 | Bam Adebayo | Fr. | 170 | 284 | .599 |
| 2017-18 | PJ Washington | Fr. | 135 | 260 | .519 |
| 2018-19 | Reid Travis | Gr. | 124 | 231 | .537 |
| 2019-20 | Nick Richards | Jr. | 163 | 253 | .644 |
| 2020-21 | Isaiah Jackson | Fr. | 74 | 137 | .540 |
| 2021-22 | Oscar Tshiebwe | Jr. | 238 | 393 | .606 |
| 2022-23 | Oscar Tshiebwe | Sr. | 195 | 348 | .560 |

*minimum 120 field goals attempted

FREE THROWS RECORDS

CAREER LEADERS

FREE THROWS MADE

| Player | Seasons | G | FTA | FTM |
|--------------------|-------------|-----|-----|-----|
| 1. Kenny Walker | 1983-86 | 132 | 733 | 550 |
| 2. Dan Issel | 1968-70 | 83 | 661 | 488 |
| 3. Cotton Nash | 1962-64 | 78 | 652 | 480 |
| 4. Ed Davender | 1985-88 | 129 | 553 | 438 |
| 5. Alex Groza | 1947-49 | 120 | 548 | 410 |
| 6. Winston Bennett | 1984-86, 88 | 133 | 516 | 368 |
| 7. Rodrick Rhodes | 1993-95 | 99 | 480 | 365 |
| 8. Jack Givens | 1975-78 | 132 | 441 | 352 |
| 9. Frank Ramsey | 1951-52, 54 | 91 | 518 | 346 |
| 10. Jamal Mashburn | 1991-93 | 98 | 495 | 345 |

FREE THROWS ATTEMPTED

| Player | Seasons | G | FTM | FTA |
|--------------------|-------------|-----|-----|-----|
| 1. Kenny Walker | 1983-86 | 132 | 550 | 733 |
| 2. Dan Issel | 1968-70 | 83 | 488 | 661 |
| 3. Cotton Nash | 1962-64 | 78 | 480 | 652 |
| 4. Alex Groza | 1947-49 | 120 | 410 | 548 |
| 5. Ed Davender | 1985-88 | 129 | 438 | 553 |
| 6. Frank Ramsey | 1951-52, 54 | 91 | 346 | 518 |
| 7. Winston Bennett | 1984-86, 88 | 133 | 368 | 516 |
| 8. Jamal Mashburn | 1991-93 | 98 | 345 | 495 |
| 9. Ralph Beard | 1946-49 | 139 | 305 | 489 |
| 10. Cliff Hagan | 1951-52, 54 | 77 | 341 | 487 |

FREE-THROW PERCENTAGE (MIN. 200 ATTEMPTS)

| Player | Seasons | FTM | FTA | Pct |
|----------------------|---------|-----|-----|------|
| 1. Immanuel Quickley | 2019-20 | 197 | 220 | .895 |
| 2. Jodie Meeks | 2007-09 | 299 | 336 | .890 |
| Kyle Macy | 1978-80 | 331 | 372 | .890 |
| 4. Travis Ford | 1993-94 | 239 | 271 | .882 |
| 5. Jim Master | 1981-84 | 259 | 305 | .849 |
| 6. Tyler Ulis | 2014-16 | 209 | 247 | .846 |
| 7. Richie Farmer | 1989-92 | 207 | 247 | .838 |
| 8. Louie Dampier | 1965-67 | 297 | 356 | .834 |
| 9. Anthony Epps | 1994-97 | 208 | 254 | .819 |
| 10. Darius Miller | 2008-12 | 185 | 227 | .815 |

SINGLE-SEASON LEADERS

FREE THROWS MADE

| Player | Season | G | FTA | FTM |
|------------------|---------|----|-----|-----|
| 1. Kenny Walker | 1984-85 | 31 | 284 | 218 |
| 2. Jodie Meeks | 2008-09 | 36 | 234 | 211 |
| 3. Dan Issel | 1969-70 | 28 | 275 | 210 |
| 4. Julius Randle | 2013-14 | 40 | 289 | 204 |
| 5. Kenny Walker | 1985-86 | 36 | 263 | 201 |
| 6. Alex Groza | 1948-49 | 34 | 248 | 180 |
| 7. Dan Issel | 1968-69 | 28 | 232 | 176 |
| 8. John Wall | 2009-10 | 37 | 232 | 175 |
| 9. Tyler Ulis | 2015-16 | 35 | 195 | 167 |
| Rodrick Rhodes | 1993-94 | 33 | 215 | 167 |

FREE THROWS ATTEMPTED

| Player | Season | G | FTM | FTA |
|---------------------|---------|----|-----|-----|
| 1. Julius Randle | 2013-14 | 40 | 204 | 289 |
| 2. Kenny Walker | 1984-85 | 31 | 218 | 284 |
| 3. Dan Issel | 1969-70 | 28 | 210 | 275 |
| 4. DeMarcus Cousins | 2009-10 | 38 | 162 | 268 |
| 5. Kenny Walker | 1985-86 | 36 | 201 | 263 |

TEAM RECORDS

FREE THROWS MADE

| | | |
|--------|-----|--------------------------|
| Game | 46 | at Vanderbilt (1/7/1963) |
| Season | 781 | 2013-14 |

MOST FREE THROWS ATTEMPTED

| | | |
|--------|-------|-----------------------------------|
| Game | 56 | vs. Mississippi State (2/12/1979) |
| Season | 1,146 | 2013-14 |

HIGHEST FREE-THROW PERCENTAGE

| | | |
|-------------------------|-------|---|
| Game (min. 10 attempts) | 1.000 | vs. Mississippi State (2/8/1983) [19 of 19] vs. Duke (3/3/1930) [19 of 19] vs. Austin Peay (12/19/2009) [18 of 18] at Ole Miss (1/28/1989) [13 of 13] vs. Georgia (3/13/1988) [12 of 12] vs. Florida (2/7/2012) [11 of 11] vs. Auburn (2/27/1983) [11 of 11] at Vanderbilt (3/2/1974) [11 of 11] vs. Alabama (2/1/1934) [11 of 11] at Alabama (1/18/1989) [10 of 10] vs. FLORIDA (2/22/20) [10 of 10] |
|-------------------------|-------|---|

FEWEST FREE THROWS ATTEMPTED

| | | |
|------|---|---|
| Game | 1 | vs. Auburn (3/10/1984) at Tennessee (1/5/1980) vs. Georgia (2/8/1975) |
|------|---|---|

INDIVIDUAL RECORDS

FREE THROWS MADE

| | | |
|--------|-----|---|
| Game | 18 | Dwight Anderson vs. Mississippi State (1/15/1979) |
| Season | 218 | Kenny Walker (1984-85) |
| Career | 550 | Kenny Walker (1983-86) |

FREE THROWS ATTEMPTED

| | | |
|--------|-----|-------------------------------------|
| Game | 24 | Cliff Hagan vs. Temple (12/18/1954) |
| Season | 289 | Julius Randle (2013-14) |
| Career | 733 | Kenny Walker (1983-86) |

HIGHEST FREE-THROW PERCENTAGE

| | | |
|---------------------|-------|---|
| Game (min. 10 att.) | 1.000 | (39 times), last by Antonio Reeves at Arkansas (3/4/2023) [11-11]; most [14-14] done four times last by Immanuel Quickley vs. MISSISSIPPI STATE (2/4/20) |
|---------------------|-------|---|

Game (min. 15 att.)

| | |
|------|--|
| .944 | Cliff Hagan vs. Ole Miss (1/2/1952) [17 of 18] |
|------|--|

Season (min. 50 att.)

| | |
|------|----------------------------------|
| .935 | Tyler Herro (2018-19) [87 of 93] |
|------|----------------------------------|

Career (min. 200 att.)

| | |
|------|---------------------------------------|
| .895 | Immanuel Quickley (2019-20) [197-220] |
|------|---------------------------------------|



| | | | | | |
|-----|-------------|---------|----|-----|-----|
| 6. | Alex Groza | 1948-49 | 34 | 180 | 248 |
| 7. | Bam Adebayo | 2016-17 | 38 | 154 | 236 |
| | Cotton Nash | 1962-63 | 25 | 162 | 236 |
| 9. | Cliff Hagan | 1951-52 | 32 | 164 | 235 |
| 10. | Jodie Meeks | 2008-09 | 36 | 211 | 234 |

FREE-THROW PERCENTAGE (MIN. 50 ATTEMPTS)

| Player | Season | FTM | FTA | Pct |
|--------|-------------------|------|-----|------|
| 1. | Tyler Herro | 2019 | 87 | .935 |
| 2. | Immanuel Quickley | 2020 | 144 | .923 |
| 3. | Travis Ford | 1994 | 103 | .912 |
| | Kyle Macy | 1980 | 104 | .912 |
| 5. | Jodie Meeks | 2009 | 211 | .902 |
| 6. | Jodie Meeks | 2007 | 61 | .897 |
| 7. | Jim Master | 1982 | 95 | .896 |
| 8. | Kyle Macy | 1978 | 115 | .892 |
| 9. | Gimel Martinez | 1992 | 68 | .883 |
| 10. | Kent Hollenbeck | 1971 | 82 | .882 |
| | Bennie Coffman | 1960 | 67 | .882 |

CONSECUTIVE FREE THROWS MADE

| Player (Seasons) | FT | |
|------------------|----------------------------------|----|
| 1. | Travis Ford (1992-93 to 1993-94) | 50 |
| 2. | Jim Master (1981-82) | 40 |
| 3. | Tyler Herro (2018-19) | 38 |
| 4. | Jodie Meeks (2008-09) | 36 |
| 5. | Ed Davender (1987-88) | 33 |

SINGLE-GAME LEADERS**FREE THROWS MADE**

| Player, Opponent (Date) | FTM | |
|-------------------------|---|----|
| 1. | Dwight Anderson vs. Mississippi State (2/12/1979) | 18 |
| 2. | Cotton Nash at Vanderbilt (1/8/1962) | 17 |
| | Roger Newman vs. Ohio State (3/18/1961) | 17 |
| | Cliff Hagan vs. Temple (12/5/1953) | 17 |
| | Cliff Hagan vs. Ole Miss (1/3/1952) | 17 |
| 6. | Rodrick Rhodes vs. Ole Miss (1/18/1995) | 16 |
| | Jamal Mashburn vs. Eastern Kentucky (12/8/1992) | 16 |
| | Kenny Walker vs. Alabama (3/8/1986) | 16 |
| | Scotty Baesler at Vanderbilt (1/7/1963) | 16 |
| 10. | 11 players (last Olivier Sarr vs. Vanderbilt, 1/5/21) | 14 |

FREE THROWS ATTEMPTED

| Player, Opponent (Date) | FTA | |
|-------------------------|---|----|
| 1. | Cliff Hagan vs. Temple (12/5/1953) | 24 |
| 2. | Dwight Anderson vs. Mississippi State (2/12/1979) | 23 |
| 3. | Roger Newman vs. Ohio State (3/18/1961) | 22 |
| 4. | Alex Groza vs. Tulane (3/5/1949) | 21 |
| 5. | PJ Washington vs. Kansas State (3/22/18) | 20 |
| | Heshimu Evans vs. Ole Miss (3/5/1999) | 20 |
| | Rodrick Rhodes vs. Ole Miss (1/18/1995) | 20 |
| | Kenny Walker vs. Kansas (12/31/1984) | 20 |
| | Jim Andrews vs. Kentucky (1/10/1972) | 20 |
| | Dan Issel vs. Notre Dame (12/27/1969) | 20 |
| | Dan Issel vs. Navy (12/19/1969) | 20 |

FREE-THROW PERCENTAGE (MIN. 12 ATTEMPTS)

| Player, Opponent (Date) | Pct | |
|-------------------------|---|-------|
| 1. | Immanuel Quickley vs. Mississippi St. (2/4/2020) [14 of 14] | 1.000 |
| | Jodie Meeks at Tennessee (1/13/2009) [14 of 14] | 1.000 |
| | Jodie Meeks vs. West Virginia (11/29/2008) [12 of 12] | 1.000 |
| | Ramel Bradley vs. Gardner-Webb (11/7/2007) [14 of 14] | 1.000 |
| | Louie Dampier vs. Oregon State (12/22/1966) [14 of 14] | 1.000 |
| | Travis Ford vs. Ohio State (12/22/1993) [13 of 13] | 1.000 |
| | Louie Dampier vs. Florida (1/30/1965) [13 of 13] | 1.000 |

| | |
|---|-------|
| Ashton Hagans vs. Utah Valley (11/18/2019) [12 of 12] | 1.000 |
| Kyle Macy vs. Vanderbilt (1/19/1980) [12 of 12] | 1.000 |
| Rick Robey vs. Vanderbilt (3/1/1975) [12 of 12] | 1.000 |
| Kevin Grevey at Georgia (2/19/1973) [12 of 12] | 1.000 |
| Dan Issel vs. Miami, Ohio (3/15/1969) [12 of 12] | 1.000 |
| Cotton Nash vs. Notre Dame (12/29/1962) [12 of 12] | 1.000 |
| Larry Pursiful vs. Kansas State (12/23/1961) [12 of 12] | 1.000 |
| Johnny Cox vs. Maryland (12/15/1956) [12 of 12] | 1.000 |
| Phil Grawemeyer vs. Florida (2/3/1955) [12 of 12] | 1.000 |

YEAR-BY-YEAR FREE-THROW PERCENTAGE LEADERS

| YEAR | PLAYER | CL. | FT | FTA | PCT. |
|---------|------------------|-----|-----|-----|------|
| 1945-46 | Wilbur Schu | Sr. | 58 | 82 | .707 |
| 1946-47 | Kenneth Rollins | Jr. | 86 | 107 | .803 |
| 1947-48 | Kenneth Rollins | Jr. | 67 | 92 | .728 |
| 1948-49 | Alex Groza | Sr. | 180 | 248 | .725 |
| 1949-50 | Bill Spivey | So. | 128 | 176 | .727 |
| 1950-51 | Shelby Linville | Jr. | 53 | 70 | .757 |
| 1951-52 | Cliff Hagan | Jr. | 164 | 235 | .697 |
| 1953-54 | Bill Evans | Jr. | 49 | 63 | .778 |
| 1954-55 | Bill Evans | Sr. | 81 | 109 | .743 |
| 1955-56 | Bob Burrow | Sr. | 114 | 171 | .667 |
| | Vernon Hatton | So. | 100 | 150 | .667 |
| 1956-57 | Johnny Cox | So. | 138 | 180 | .766 |
| 1957-58 | Vernon Hatton | Sr. | 112 | 144 | .777 |
| 1958-59 | Don Mills | Jr. | 101 | 122 | .827 |
| 1959-60 | Bennie Coffman | Sr. | 67 | 76 | .882 |
| 1960-61 | Larry Pursiful | Jr. | 99 | 118 | .838 |
| 1961-62 | Larry Pursiful | Sr. | 89 | 109 | .816 |
| 1962-63 | Scotty Baesler | Sr. | 59 | 69 | .855 |
| 1963-64 | Terry Mobley | Jr. | 43 | 56 | .767 |
| 1964-65 | Louie Dampier | So. | 84 | 100 | .840 |
| 1965-66 | Tommy Kron | Sr. | 57 | 67 | .851 |
| 1966-67 | Louie Dampier | Sr. | 99 | 119 | .831 |
| 1967-68 | Mike Casey | So. | 79 | 96 | .823 |
| 1968-69 | Dan Issel | Jr. | 176 | 232 | .759 |
| 1969-70 | Dan Issel | Sr. | 210 | 275 | .764 |
| 1970-71 | Kent Hollenbeck | Jr. | 82 | 93 | .882 |
| 1971-72 | Ronnie Lyons | So. | 70 | 80 | .875 |
| 1972-73 | Mike Flynn | So. | 55 | 75 | .733 |
| 1973-74 | Kevin Grevey | Jr. | 83 | 100 | .830 |
| 1974-75 | Rick Robey | Fr. | 51 | 63 | .810 |
| 1975-76 | Jack Givens | So. | 116 | 140 | .829 |
| 1976-77 | Jack Givens | Jr. | 94 | 113 | .832 |
| 1977-78 | Kyle Macy | So. | 115 | 129 | .892 |
| 1978-79 | Kyle Macy | Jr. | 112 | 129 | .868 |
| 1979-80 | Kyle Macy | Sr. | 104 | 114 | .912 |
| 1980-81 | Dirk Minniefield | So. | 55 | 63 | .873 |
| 1981-82 | Jim Master | So. | 95 | 106 | .896 |
| 1982-83 | Derrick Hord | Sr. | 65 | 79 | .823 |
| 1983-84 | Jim Master | Sr. | 60 | 74 | .811 |
| 1984-85 | Kenny Walker | Jr. | 218 | 284 | .768 |
| 1985-86 | Ed Davender | So. | 104 | 131 | .794 |
| 1986-87 | Ed Davender | Jr. | 107 | 145 | .738 |
| 1987-88 | Ed Davender | Sr. | 149 | 171 | .871 |
| 1988-89 | Reggie Hanson | So. | 57 | 76 | .750 |
| 1989-90 | Richie Farmer | So. | 50 | 59 | .847 |
| 1990-91 | Richie Farmer | Jr. | 64 | 76 | .842 |
| 1991-92 | Gimel Martinez | So. | 68 | 77 | .883 |
| 1992-93 | Travis Ford | Jr. | 104 | 118 | .881 |
| 1993-94 | Travis Ford | Sr. | 103 | 113 | .912 |
| 1994-95 | Anthony Epps | So. | 68 | 80 | .850 |
| 1995-96 | Tony Delk | Sr. | 88 | 110 | .800 |
| 1996-97 | Anthony Epps | Sr. | 75 | 90 | .833 |

| YEAR | PLAYER | CL. | FT | FTA | PCT. |
|---------|-------------------------|-----|-----|-----|------|
| 1997-98 | Scott Padgett | Jr. | 87 | 102 | .853 |
| 1998-99 | Heshimu Evans | Sr. | 94 | 128 | .734 |
| 1999-00 | Desmond Allison | So. | 53 | 68 | .779 |
| 2000-01 | Tayshaun Prince | Jr. | 97 | 115 | .843 |
| 2001-02 | Chuck Hayes | Fr. | 48 | 65 | .738 |
| 2002-03 | Chuck Hayes | So. | 82 | 104 | .788 |
| 2003-04 | Kelenna Azubuike | So. | 58 | 76 | .763 |
| 2004-05 | Chuck Hayes | Sr. | 81 | 111 | .730 |
| 2005-06 | Ramel Bradley | So. | 46 | 59 | .780 |
| 2006-07 | Jodie Meeks | Fr. | 61 | 68 | .897 |
| 2007-08 | Ramel Bradley | Sr. | 142 | 171 | .830 |
| 2008-09 | Jodie Meeks | Jr. | 211 | 234 | .902 |
| 2009-10 | John Wall | Fr. | 175 | 232 | .754 |
| 2010-11 | Darius Miller | Jr. | 58 | 68 | .853 |
| 2011-12 | Doron Lamb | So. | 123 | 149 | .826 |
| 2012-13 | Julius Mays | Sr. | 55 | 65 | .846 |
| 2013-14 | Aaron Harrison | Fr. | 139 | 176 | .790 |
| 2014-15 | Devin Booker | Fr. | 53 | 64 | .828 |
| 2015-16 | Tyler Ulis | So. | 167 | 195 | .856 |
| 2016-17 | Dominique Hawkins | Sr. | 44 | 53 | .830 |
| 2017-18 | Shai Gilgeous-Alexander | Fr. | 143 | 175 | .817 |
| 2018-19 | Tyler Herro | Fr. | 87 | 93 | .935 |
| 2019-20 | Immanuel Quickley | So. | 144 | 156 | .923 |
| 2020-21 | Devin Askew | Fr. | 50 | 62 | .806 |
| 2021-22 | Keion Brooks Jr. | Jr. | 72 | 92 | .783 |
| 2022-23 | Antonio Reeves | Sr. | 72 | 92 | .783 |

*minimum 50 free throws attempted

3-POINT FIELD GOALS RECORDS**CAREER LEADERS****3-POINT FIELD GOALS MADE**

| Player | Seasons | Pct | 3FGA | 3FG |
|--------------------|---------|------|------|-----|
| 1. Tony Delk | 1993-96 | .398 | 712 | 283 |
| 2. Keith Bogans | 2000-03 | .342 | 743 | 254 |
| 3. Tayshaun Prince | 1999-02 | .329 | 621 | 204 |
| 4. Gerald Fitch | 2001-04 | .396 | 502 | 199 |
| 5. Derrick Miller | 1986-90 | .358 | 533 | 191 |
| 6. Travis Ford | 1992-94 | .445 | 427 | 190 |
| 7. Joe Crawford | 2004-08 | .350 | 532 | 186 |
| 8. Jodie Meeks | 2007-09 | .386 | 459 | 177 |
| Ramel Bradley | 2004-08 | .355 | 499 | 177 |
| 10. Darius Miller | 2008-12 | .379 | 462 | 175 |

3-POINT FIELD GOALS ATTEMPTED

| Player | Seasons | Pct | 3FG | 3FGA |
|--------------------|---------|------|-----|------|
| 1. Keith Bogans | 2000-03 | .342 | 254 | 743 |
| 2. Tony Delk | 1993-96 | .398 | 283 | 712 |
| 3. Tayshaun Prince | 1999-02 | .329 | 204 | 621 |
| 4. Derrick Miller | 1986-90 | .358 | 191 | 533 |
| 5. Joe Crawford | 2004-08 | .350 | 186 | 532 |
| 6. Gerald Fitch | 2001-04 | .396 | 199 | 502 |
| 7. Ramel Bradley | 2004-08 | .355 | 177 | 499 |
| 8. Darius Miller | 2008-12 | .379 | 175 | 462 |
| 9. Jodie Meeks | 2007-09 | .386 | 177 | 459 |
| 10. John Pelphrey | 1989-92 | .370 | 160 | 433 |

3-POINT FIELD GOALS PERCENTAGE (MIN. 150 ATTEMPTS)

| Player | Seasons | 3FG | 3FGA | Pct |
|--------------------|---------|-----|------|-------|
| 1. Doron Lamb | 2011-12 | 144 | 303 | .4752 |
| 2. Cameron Mills | 1995-98 | 81 | 171 | .4737 |
| 3. Travis Ford | 1992-94 | 190 | 427 | .4450 |
| 4. Kellan Grady | 2022 | 88 | 211 | .4171 |
| 5. Jamal Murray | 2016 | 113 | 277 | .4079 |
| 6. Walter McCarty | 1994-96 | 75 | 187 | .4011 |
| 7. Rex Chapman | 1987-88 | 134 | 335 | .4000 |
| 8. Derek Anderson | 1994-96 | 61 | 153 | .3987 |
| 9. Derek Willis | 2014-17 | 108 | 271 | .3985 |
| 10. Antonio Reeves | 2023 | 80 | 201 | .3980 |

SINGLE-SEASON LEADERS**3-POINT FIELD GOALS MADE**

| Player | Season | Pct | 3FGA | 3FG |
|-------------------|---------|------|------|-----|
| 1. Jodie Meeks | 2008-09 | .406 | 288 | 117 |
| 2. Jamal Murray | 2015-16 | .408 | 277 | 113 |
| 3. Malik Monk | 2016-17 | .397 | 262 | 104 |
| 4. Travis Ford | 1992-93 | .529 | 191 | 101 |
| 5. Derrick Miller | 1989-90 | .332 | 298 | 99 |
| 6. Tony Delk | 1993-94 | .374 | 254 | 95 |
| 7. Tony Delk | 1995-96 | .443 | 210 | 93 |
| 8. Kellan Grady | 2021-22 | .417 | 211 | 88 |
| 9. Brandon Knight | 2010-11 | .377 | 231 | 87 |
| 10. James Young | 2013-14 | .349 | 235 | 82 |
| Patrick Sparks | 2004-05 | .376 | 218 | 82 |
| 12. Keith Bogans | 2002-03 | .383 | 209 | 80 |
| Antonio Reeves | 2023 | .398 | 201 | 80 |
| 14. Gerald Fitch | 2003-04 | .401 | 197 | 79 |
| 15. Tony Delk | 1994-95 | .391 | 197 | 77 |

TEAM RECORDS**MOST 3-POINT FIELD GOALS MADE**

| | | | |
|--------|-----|-----------------------------|--------------------------|
| Game | 21 | North Carolina (12-27-1989) | [21 of 48] |
| Season | 340 | 1992-93 | [340 of 862 in 34 games] |

MOST 3-POINT FIELD GOALS ATTEMPTED

| | | | |
|--------|-----|-------------------------------|--------------------------|
| Game | 53 | vs. UL Lafayette (12/23/1989) | [15 of 53] |
| Season | 888 | 1991-92 | [317 of 888 in 36 games] |

HIGHEST 3-POINT FIELD-GOAL PERCENTAGE

| | | | |
|---------------------|------|-----------------------------|------------|
| Game (min. 10 made) | .667 | vs. Alabama (3/10/2018) | [12 of 18] |
| | | vs. Wake Forest (3/25/1993) | [16 of 24] |

Game (min. 20 made)

| | | |
|------|--------------------|------------|
| .571 | vs. LSU (3-4-1995) | [20 of 35] |
|------|--------------------|------------|

| | | | |
|--------|------|---------|--------------------------|
| Season | .397 | 1995-96 | [266 of 670 in 36 games] |
|--------|------|---------|--------------------------|

INDIVIDUAL RECORDS**MOST 3-POINT FIELD GOALS MADE**

| | | |
|------|---|--|
| Half | 7 | Jamal Murray vs. Ohio State (12/19/2015) |
| | | Jodie Meeks at Tennessee (1/3/2009) |
| | | Tayshaun Prince vs. North Carolina (12/8/2001) |
| | | Derrick Miller vs. Kansas (12/9/1989) |

| | | | |
|------|----|-------------------------------------|------------|
| Game | 10 | Jodie Meeks at Tennessee (1/3/2009) | [10 of 15] |
|------|----|-------------------------------------|------------|

| | | | |
|--------|-----|-----------------------|--------------|
| Season | 117 | Jodie Meeks (2008-09) | [117 of 288] |
|--------|-----|-----------------------|--------------|

| | | | |
|--------|-----|---------------------|--------------|
| Career | 283 | Tony Delk (1993-96) | [283 of 712] |
|--------|-----|---------------------|--------------|

MOST 3-POINT FIELD GOALS ATTEMPTED

| | | | |
|--------|-----|---------------------------------------|--------------|
| Game | 19 | Derrick Miller vs. Kansas (12-8-1990) | [8 of 19] |
| Season | 289 | Derrick Miller (1989-90) | [99 of 289] |
| Career | 712 | Tony Delk (1993-96) | [283 of 712] |

HIGHEST 3-POINT FIELD-GOAL PERCENTAGE

| | | | |
|--------------------|-------|---|----------|
| Game (min. 5 att.) | 1.000 | Wenyen Gabriel vs. Alabama (3/10/2018) | [7 of 7] |
| | | Ramel Bradley vs. South Carolina (1/26/2008) | [5 of 5] |
| | | Keith Bogans vs. Tulane (12/10/2002) | [5 of 5] |
| | | Tayshaun Prince vs. South Carolina (2/3/2001) | [5 of 5] |
| | | Jamal Mashburn vs. Wake Forest (3/25/1993) | [5 of 5] |

| | | | |
|------------------------|------|-------------------------|------------|
| Season (min. 75 att.): | .532 | Cameron Mills (1996-97) | [42 of 79] |
|------------------------|------|-------------------------|------------|

| | | | |
|-------------------------|------|-----------------------|--------------|
| Season (min. 100 att.): | .529 | Travis Ford (1992-93) | [101 of 191] |
|-------------------------|------|-----------------------|--------------|

| | | | |
|------------------------|------|-------------------------|-------------|
| Career (min. 150 att.) | .474 | Cameron Mills (1995-98) | [81 of 171] |
|------------------------|------|-------------------------|-------------|

3-POINT FIELD GOALS ATTEMPTED

| Player | Season | Pct | 3FG | 3FGA |
|---------------------|---------|------|-----|------|
| 1. Derrick Miller | 1989-90 | .332 | 99 | 298 |
| 2. Jodie Meeks | 2008-09 | .406 | 117 | 288 |
| 3. Jamal Murray | 2015-16 | .408 | 113 | 277 |
| 4. Malik Monk | 2016-17 | .397 | 104 | 262 |
| 5. Tony Delk | 1993-94 | .374 | 95 | 254 |
| 6. James Young | 2013-14 | .349 | 82 | 235 |
| 7. Brandon Knight | 2010-11 | .377 | 87 | 231 |
| 8. Patrick Sparks | 2004-05 | .376 | 82 | 218 |
| 9. Kellan Grady | 2021-22 | .417 | 88 | 211 |
| 10. Tony Delk | 1995-96 | .443 | 93 | 210 |
| 11. Keith Bogans | 2002-03 | .383 | 80 | 209 |
| 12. Keith Bogans | 2000-01 | .361 | 74 | 205 |
| 13. Antonio Reeves | 202-23 | .398 | 80 | 201 |
| 14. Gerald Fitch | 2003-04 | .401 | 79 | 197 |
| 15. Tony Delk | 1994-95 | .391 | 77 | 197 |
| 16. Tayshaun Prince | 2001-02 | .340 | 65 | 191 |
| Travis Ford | 1992-93 | .529 | 101 | 191 |
| 18. Jeff Sheppard | 1997-98 | .376 | 71 | 189 |
| 19. Ramel Bradley | 2006-07 | .367 | 69 | 188 |
| Dale Brown | 1992-93 | .340 | 64 | 188 |

HIGHEST 3-POINT FIELD-GOAL PERCENTAGE (MIN. 100 ATT.)

| Player | Season | 3FG | 3FGA | Pct |
|----------------------|---------|-----|------|------|
| 1. Travis Ford | 1992-93 | 101 | 191 | .529 |
| 2. Doron Lamb | 2010-11 | 68 | 140 | .486 |
| 3. Doron Lamb | 2011-12 | 76 | 163 | .466 |
| 4. Darius Miller | 2010-11 | 58 | 131 | .443 |
| Tony Delk | 1995-96 | 93 | 210 | .443 |
| 6. Derek Willis | 2015-16 | 53 | 120 | .442 |
| 7. Jamal Mashburn | 1991-92 | 58 | 132 | .439 |
| 8. Immanuel Quickley | 2019-20 | 62 | 145 | .428 |
| 9. Kellan Grady | 2021-22 | 88 | 211 | .417 |
| 10. Rex Chapman | 1987-88 | 66 | 159 | .415 |

SINGLE-GAME LEADERS**3-POINT FIELD GOALS MADE**

| Player, Opponent (Date) | 3FGA | 3FG |
|--|------|-----|
| 1. Jodie Meeks, at Tennessee (1/13/2009) | 15 | 10 |
| 2. Jodie Meeks, Appalachian State (12/20/2008) | 14 | 9 |
| Tony Delk, TCU (1/20/1996) | 12 | 9 |
| 4. Immanuel Quickley, at Texas A&M (2/25/2020) | 12 | 8 |
| Malik Monk, North Carolina (12/17/2017) | 12 | 8 |
| Jamal Murray, Florida (2/6/2016) | 10 | 8 |
| Eric Bledsoe, East Tenn. State (3/18/2010) | 9 | 8 |
| Cameron Mills, Florida (2/1/1998) | 14 | 8 |
| Derrick Miller, Tennessee (1/20/1990) | 13 | 8 |
| Derrick Miller, North Carolina (12/27/1989) | 16 | 8 |
| Derrick Miller, Kansas (12/9/1989) | 19 | 8 |

3-POINT FIELD GOALS ATTEMPTED

| Player, Opponent (Date) | 3FGM | 3FGA |
|---|------|------|
| 1. Derrick Miller, Kansas (12/9/1989) | 8 | 19 |
| 2. Derrick Miller, Tennessee Tech (12/6/1989) | 7 | 18 |
| 3. Derrick Miller, LSU (2/15/1990) | 7 | 16 |
| Derrick Miller, North Carolina (12/27/1989) | 7 | 16 |
| Derrick Miller, UL Lafayette (12/23/1989) | 7 | 16 |
| 6. Jodie Meeks, at Tennessee (1/13/2009) | 10 | 15 |
| Jodie Meeks, Tennessee State (12/22/2009) | 8 | 15 |
| Jamal Mashburn, South Carolina (1/4/1992) | 5 | 15 |
| Derrick Miller, Vanderbilt (2/7/1990) | 6 | 15 |
| Derrick Miller, Ole Miss (1/27/1990) | 4 | 15 |

CONSECUTIVE GAMES WITH 3-POINT FIELD GOAL

| Player | Streak |
|-----------------|----------------------------------|
| 1. Jamal Murray | 36 (36 in 2015-16) |
| 2. Tony Delk | 34 (32 in 1993-94, 2 in 1994-95) |
| 3. Travis Ford | 32 (27 in 1992-93, 5 in 1993-94) |
| 4. Keith Bogans | 29 (3 in 2001-02, 27 in 2002-03) |
| 5. Jodie Meeks | 27 (1 in 2007-08, 26 in 2008-09) |

YEAR-BY-YEAR 3-POINT FIELD GOALS MADE LEADERS

| YEAR | PLAYER | CL. | 3FG | 3FGA | PCT. |
|---------|-----------------|-----|-----|------|------|
| 1986-87 | Derrick Miller | Fr. | 35 | 81 | .432 |
| 1987-88 | Rex Chapman | So. | 66 | 159 | .415 |
| 1988-89 | Derrick Miller | Jr. | 54 | 139 | .388 |
| 1989-90 | John Pelphrey | So. | 44 | 120 | .367 |
| 1990-91 | John Pelphrey | Jr. | 62 | 164 | .378 |
| 1991-92 | Jamal Mashburn | So. | 58 | 132 | .439 |
| 1992-93 | Travis Ford | Jr. | 101 | 191 | .529 |
| 1993-94 | Jeff Brassow | Sr. | 46 | 112 | .411 |
| 1994-95 | Tony Delk | Jr. | 77 | 197 | .391 |
| 1995-96 | Tony Delk | Sr. | 93 | 210 | .443 |
| 1996-97 | Cameron Mills | Jr. | 42 | 79 | .532 |
| 1997-98 | Cameron Mills | Sr. | 38 | 87 | .437 |
| 1998-99 | Scott Padgett | Sr. | 61 | 160 | .381 |
| 1999-00 | Tayshaun Prince | So. | 46 | 150 | .307 |
| 2000-01 | Keith Bogans | So. | 74 | 205 | .361 |
| 2001-02 | Tayshaun Prince | Sr. | 65 | 191 | .340 |
| 2002-03 | Gerald Fitch | Jr. | 61 | 147 | .415 |
| 2003-04 | Gerald Fitch | Sr. | 79 | 197 | .401 |
| 2004-05 | Patrick Sparks | Jr. | 82 | 218 | .376 |
| 2005-06 | Patrick Sparks | Sr. | 69 | 179 | .385 |
| 2006-07 | Ramel Bradley | Jr. | 69 | 188 | .367 |

| YEAR | PLAYER | CL. | 3FG | 3FGA | PCT. |
|---------|-------------------|-----|-----|------|------|
| 2007-08 | Ramel Bradley | Sr. | 58 | 153 | .379 |
| 2008-09 | Jodie Meeks | Jr. | 117 | 288 | .406 |
| 2009-10 | Darnell Dodson | So. | 50 | 144 | .347 |
| 2010-11 | Brandon Knight | Fr. | 87 | 231 | .377 |
| 2011-12 | Doron Lamb | So. | 76 | 163 | .466 |
| 2012-13 | Julius Mays | Sr. | 65 | 175 | .371 |
| 2013-14 | James Young | Fr. | 82 | 235 | .349 |
| 2014-15 | Aaron Harrison | So. | 59 | 159 | .316 |
| 2015-16 | Jamal Murray | Fr. | 113 | 277 | .408 |
| 2016-17 | Malik Monk | Fr. | 104 | 262 | .397 |
| 2017-18 | Kevin Knox | So. | 57 | 167 | .341 |
| 2018-19 | Tyler Herro | Fr. | 60 | 169 | .355 |
| 2019-20 | Immanuel Quickley | So. | 62 | 145 | .428 |
| 2020-21 | Davion Mintz | Gr. | 56 | 148 | .378 |
| 2021-22 | Kellan Grady | Gr. | 88 | 211 | .417 |
| 2022-23 | Antonio Reeves | Sr. | 80 | 201 | .398 |

REBOUNTING RECORDS

CAREER LEADERS

REBOUNDS

| Player | Seasons | G | Avg | Reb |
|-------------------|-------------|-----|------|-------|
| 1. Dan Issel | 1968-70 | 83 | 13.0 | 1,078 |
| 2. Frank Ramsey | 1951-52, 54 | 91 | 11.4 | 1,038 |
| 3. Cliff Hagan | 1951-52, 54 | 77 | 13.4 | 1,035 |
| 4. Johnny Cox | 1957-59 | 84 | 12.0 | 1,004 |
| 5. Cotton Nash | 1962-64 | 78 | 12.3 | 962 |
| 6. Oscar Tshiebwe | 2022-23 | 66 | 14.4 | 952 |
| 7. Kenny Walker | 1983-86 | 132 | 7.1 | 942 |
| 8. Chuck Hayes | 2002-05 | 134 | 6.8 | 910 |
| 9. Sam Bowie | 1980-81, 84 | 96 | 8.8 | 843 |
| 10. Rick Robey | 1975-78 | 105 | 8.0 | 838 |

REBOUNTING AVERAGE (MIN. 60 GAMES)

| Player | Seasons | G | Reb | Avg |
|--------------------|-------------|----|-------|------|
| 1. Oscar Tshiebwe | 2022-23 | 66 | 952 | 14.4 |
| 2. Cliff Hagan | 1951-52, 54 | 77 | 1,035 | 13.4 |
| 3. Dan Issel | 1968-70 | 83 | 1,078 | 13.0 |
| 4. Cotton Nash | 1962-64 | 78 | 962 | 12.3 |
| 5. Johnny Cox | 1957-59 | 84 | 1,004 | 12.0 |
| 6. Frank Ramsey | 1951-52, 54 | 91 | 1,038 | 11.4 |
| 7. Ed Beck | 1956-58 | 78 | 783 | 10.0 |
| 8. Phil Grawemeyer | 1953-56 | 71 | 703 | 9.9 |
| 9. Jim Andrews | 1971-73 | 80 | 783 | 9.8 |
| 10. Don Mills | 1957-59 | 71 | 669 | 9.4 |

SINGLE-SEASON LEADERS

REBOUNDS

| Player | Season | G | Avg | Reb |
|-------------------|---------|----|------|-----|
| 1. Bill Spivey | 1950-51 | 33 | 17.2 | 567 |
| 2. Cliff Hagan | 1951-52 | 32 | 16.5 | 528 |
| 3. Oscar Tshiebwe | 2021-22 | 34 | 15.1 | 515 |
| 4. Bob Burrow | 1954-55 | 26 | 17.7 | 459 |
| 5. Oscar Tshiebwe | 2022-23 | 32 | 13.7 | 437 |
| 6. Frank Ramsey | 1950-51 | 34 | 12.8 | 434 |
| 7. Julius Randle | 2013-14 | 40 | 10.4 | 417 |
| 8. Anthony Davis | 2011-12 | 40 | 10.4 | 415 |
| 9. Frank Ramsey | 1951-52 | 32 | 12.0 | 383 |
| 10. Dan Issel | 1968-69 | 28 | 13.6 | 381 |

REBOUNTING AVERAGE

| Player | Season | G | Reb | Avg |
|-------------------|---------|----|-----|------|
| 1. Bob Burrow | 1954-55 | 26 | 459 | 17.7 |
| 2. Bill Spivey | 1950-51 | 33 | 567 | 17.2 |
| 3. Cliff Hagan | 1951-52 | 32 | 528 | 16.5 |
| 4. Oscar Tshiebwe | 2021-22 | 34 | 515 | 15.1 |
| 5. Bob Burrow | 1955-56 | 25 | 364 | 14.6 |
| 6. Ed Beck | 1956-57 | 27 | 380 | 14.1 |
| 7. Oscar Tshiebwe | 2022-23 | 32 | 437 | 13.7 |
| 8. Dan Issel | 1968-69 | 28 | 381 | 13.6 |
| 9. Cliff Hagan | 1953-54 | 25 | 338 | 13.5 |
| 10. Cotton Nash | 1961-62 | 26 | 345 | 13.3 |

SINGLE-GAME LEADERS

REBOUNDS

| Player, Opponent (Date) | Reb |
|-------------------------------------|-----|
| 1. Bob Burrow, Temple (12/10/1955) | 34 |
| Bill Spivey, Xavier (2/13/1951) | 34 |
| 3. Cotton Nash, Ole Miss (2/8/1964) | 30 |
| Cotton Nash, Temple (12/18/1961) | 30 |

TEAM RECORDS

MOST REBOUNDS

| | | |
|--------|-------|-------------------------|
| Game | 108 | vs. Ole Miss (2/8/1964) |
| Season | 2,109 | 1950-51 |

HIGHEST REBOUNTING AVERAGE

| | | |
|--------|------|-----------------------------|
| Season | 64.6 | 1955-56 [1,680 in 26 games] |
|--------|------|-----------------------------|

HIGHEST REBOUNTING MARGIN

| | | |
|--------|------|---------|
| Season | 21.5 | 1955-56 |
|--------|------|---------|

INDIVIDUAL RECORDS

MOST REBOUNDS

| | | |
|--------|-------|-------------------------------------|
| Game | 34 | Bob Burrow vs. Temple (12/10/1955) |
| | | Billy Spivey vs. Xavier (2/13/1951) |
| Season | 567 | Bill Spivey (1950-51) |
| Career | 1,078 | Dan Issel (1968-70) |

HIGHEST REBOUNTING AVERAGE

| | | |
|--------|------|--|
| Season | 17.7 | Bob Burrow (1954-55) [459 in 26 games] |
|--------|------|--|

| | | |
|--------|------|--|
| Career | 16.1 | Bob Burrow (1955-56) [823 in 51 games] |
|--------|------|--|

- Dan Issel, LSU (2/22/1969) 29
- Oscar Tshiebwe, Western Kentucky (12/22/21) 28
- Mike Phillips, Tennessee (1/10/1976) 28
- Oscar Tshiebwe, Providence (3/17/2023) 25
- Oscar Tshiebwe, GEORGIA (1/17/2023) 24
- Dan Issel, Xavier (11/30/1968) 24
- Dan Issel, Florida (12/4/1967) 24
- Don Mills, Southern California (12/5/1959) 24

YEAR-BY-YEAR REBOUNTING LEADERS

| YEAR | PLAYER | CL. | G | REB | AVG |
|---------|-----------------|-----|----|-----|------|
| 1950-51 | Bill Spivey | Jr. | 33 | 567 | 17.2 |
| 1951-52 | Cliff Hagan | Jr. | 32 | 528 | 16.5 |
| 1953-54 | Cliff Hagan | Sr. | 25 | 338 | 13.5 |
| 1954-55 | Bob Burrow | Jr. | 26 | 459 | 17.7 |
| 1955-56 | Bob Burrow | Sr. | 25 | 364 | 14.6 |
| 1956-57 | Ed Beck | Jr. | 27 | 380 | 14.1 |
| 1957-58 | Johnny Cox | Jr. | 29 | 365 | 12.6 |
| 1958-59 | Johnny Cox | Sr. | 27 | 329 | 12.2 |
| 1959-60 | Don Mills | Sr. | 25 | 323 | 12.9 |
| 1960-61 | Roger Newman | Sr. | 28 | 265 | 9.5 |
| 1961-62 | Cotton Nash | So. | 26 | 345 | 13.2 |
| 1962-63 | Cotton Nash | Jr. | 25 | 300 | 12.0 |
| 1963-64 | Cotton Nash | Sr. | 27 | 317 | 11.7 |
| 1964-65 | John Adams | Sr. | 25 | 214 | 8.6 |
| 1965-66 | Pat Riley | Jr. | 29 | 259 | 8.9 |
| 1966-67 | Thad Jaracz | Jr. | 26 | 215 | 8.3 |
| 1967-68 | Dan Issel | So. | 27 | 328 | 12.1 |
| 1968-69 | Dan Issel | Jr. | 28 | 381 | 13.6 |
| 1969-70 | Dan Issel | Sr. | 28 | 369 | 13.2 |
| 1970-71 | Tom Payne | So. | 28 | 283 | 10.1 |
| 1971-72 | Jim Andrews | Jr. | 28 | 315 | 11.3 |
| 1972-73 | Jim Andrews | Sr. | 28 | 348 | 12.4 |
| 1973-74 | Bob Guyette | Jr. | 26 | 205 | 7.9 |
| 1974-75 | Rick Robey | Fr. | 31 | 214 | 6.9 |
| 1975-76 | Mike Phillips | So. | 30 | 295 | 9.8 |
| 1976-77 | Rick Robey | Jr. | 30 | 273 | 9.1 |
| 1977-78 | Rick Robey | Sr. | 32 | 261 | 8.2 |
| 1978-79 | LaVon Williams | Jr. | 31 | 213 | 6.9 |
| 1979-80 | Sam Bowie | Fr. | 34 | 276 | 8.1 |
| 1980-81 | Sam Bowie | So. | 28 | 254 | 9.1 |
| 1981-82 | Melvin Turpin | So. | 30 | 212 | 7.1 |
| 1982-83 | Melvin Turpin | Jr. | 31 | 195 | 6.3 |
| 1983-84 | Sam Bowie | Sr. | 34 | 313 | 9.2 |
| 1984-85 | Kenny Walker | Jr. | 31 | 315 | 10.2 |
| 1985-86 | Kenny Walker | Sr. | 36 | 276 | 7.7 |
| 1986-87 | Richard Madison | Jr. | 29 | 216 | 7.4 |
| 1987-88 | Winston Bennett | Sr. | 33 | 258 | 7.8 |
| 1988-89 | Chris Mills | Fr. | 32 | 277 | 8.7 |
| 1989-90 | Reggie Hanson | Jr. | 28 | 200 | 7.1 |
| 1990-91 | Reggie Hanson | Sr. | 28 | 201 | 7.2 |
| 1991-92 | Jamal Mashburn | So. | 36 | 281 | 7.8 |
| 1992-93 | Jamal Mashburn | Jr. | 34 | 284 | 8.3 |
| 1993-94 | Jared Prickett | So. | 33 | 232 | 7.0 |
| 1994-95 | Mark Pope | Jr. | 33 | 271 | 6.3 |
| 1995-96 | Antoine Walker | So. | 36 | 302 | 8.4 |
| 1996-97 | Jared Prickett | Sr. | 38 | 225 | 5.9 |
| 1997-98 | Nazr Mohammed | Jr. | 39 | 282 | 7.2 |
| 1998-99 | Scott Padgett | Sr. | 37 | 217 | 5.9 |
| 1999-00 | Jamaal Magloire | Sr. | 33 | 300 | 9.1 |
| 2000-01 | Tayshaun Prince | Jr. | 34 | 221 | 6.5 |
| 2001-02 | Tayshaun Prince | Sr. | 32 | 202 | 6.3 |
| 2002-03 | Chuck Hayes | So. | 36 | 244 | 6.8 |

| YEAR | PLAYER | CL. | G | REB | AVG |
|---------|--------------------|-----|----|-----|------|
| 2003-04 | Chuck Hayes | Jr. | 32 | 260 | 8.1 |
| 2004-05 | Chuck Hayes | Sr. | 34 | 263 | 7.7 |
| 2005-06 | Rajon Rondo | So. | 34 | 209 | 6.1 |
| 2006-07 | Randolph Morris | Jr. | 34 | 264 | 7.8 |
| 2007-08 | Patrick Patterson | Fr. | 25 | 192 | 7.7 |
| 2008-09 | Patrick Patterson | So. | 34 | 316 | 9.3 |
| 2009-10 | DeMarcus Cousins | Fr. | 38 | 374 | 9.8 |
| 2010-11 | Terrence Jones | Fr. | 38 | 336 | 8.8 |
| 2011-12 | Anthony Davis | Fr. | 40 | 415 | 10.4 |
| 2012-13 | Nerlens Noel | Fr. | 24 | 227 | 9.5 |
| 2013-14 | Julius Randle | Fr. | 40 | 417 | 10.4 |
| 2014-15 | Karl-Anthony Towns | Fr. | 39 | 261 | 6.7 |
| 2015-16 | Marcus Lee | Jr. | 36 | 216 | 6.0 |
| 2016-17 | Bam Adebayo | Fr. | 38 | 304 | 8.0 |
| 2017-18 | PJ Washington | Fr. | 37 | 211 | 5.7 |
| 2018-19 | PJ Washington | So. | 35 | 264 | 7.5 |
| 2019-20 | Nick Richards | Jr. | 31 | 241 | 7.8 |
| 2020-21 | Isaiah Jackson | Fr. | 25 | 165 | 6.6 |
| 2021-22 | Oscar Tshiebwe | Jr. | 34 | 515 | 15.1 |
| 2022-23 | Oscar Tshiebwe | Sr. | 32 | 437 | 13.7 |

*leaders determined by total rebounds

STEALS RECORDS

CAREER LEADERS

| STEALS | | | | |
|-------------------|---------|-----|-----|------|
| Player | Seasons | G | Avg | Stls |
| 1. Wayne Turner | 1996-99 | 151 | 1.6 | 238 |
| 2. Tony Delk | 1993-96 | 133 | 1.5 | 201 |
| 3. Cliff Hawkins | 2001-04 | 126 | 1.6 | 199 |
| 4. Ed Davender | 1985-88 | 129 | 1.5 | 191 |
| 5. Jared Prickett | 1993-97 | 143 | 1.3 | 187 |
| 6. Anthony Epps | 1994-97 | 141 | 1.3 | 184 |
| 7. John Pelphrey | 1989-92 | 114 | 1.5 | 173 |
| 8. Chuck Hayes | 2002-05 | 134 | 1.3 | 170 |
| 9. Rodrick Rhodes | 1993-95 | 99 | 1.6 | 163 |
| 10. Rajon Rondo | 2005-06 | 68 | 2.3 | 156 |
| Dirk Minniefield | 1980-83 | 123 | 1.3 | 156 |

STEALS PER GAME (MIN. 75 STEALS)

| Player | Seasons | G | Stls | Avg |
|-------------------|---------|-----|------|-------|
| 1. Rajon Rondo | 2005-06 | 68 | 156 | 2.294 |
| 2. Derek Anderson | 1996-97 | 55 | 98 | 1.782 |
| 3. Ashton Hagans | 2019-20 | 67 | 119 | 1.776 |
| 4. Oscar Tshiebwe | 2021-23 | 66 | 112 | 1.697 |
| 5. Rodrick Rhodes | 1993-95 | 99 | 163 | 1.646 |
| 6. Sean Woods | 1990-92 | 91 | 144 | 1.582 |
| 7. Cliff Hawkins | 2001-04 | 126 | 199 | 1.579 |
| 8. Wayne Turner | 1996-99 | 151 | 238 | 1.576 |
| 9. Jamal Mashburn | 1991-93 | 98 | 153 | 1.561 |
| 10. John Pelphrey | 1989-92 | 114 | 173 | 1.518 |

SINGLE-SEASON LEADERS

| STEALS | | | | |
|-------------------|---------|----|-----|------|
| Player | Season | G | Avg | Stls |
| 1. Rajon Rondo | 2004-05 | 34 | 2.6 | 87 |
| 2. Wayne Turner | 1996-97 | 40 | 2.0 | 79 |
| 3. Rodrick Rhodes | 1993-94 | 33 | 2.3 | 76 |
| 4. Cliff Hawkins | 2003-04 | 32 | 2.3 | 74 |
| 5. Rajon Rondo | 2005-06 | 34 | 2.0 | 69 |
| Kyle Macy | 1978-79 | 31 | 2.2 | 69 |
| 7. Anthony Epps | 1996-97 | 40 | 1.7 | 68 |
| 8. Tony Delk | 1995-96 | 36 | 1.9 | 67 |
| 9. John Wall | 2009-10 | 38 | 1.8 | 66 |
| Jared Prickett | 1996-97 | 38 | 1.7 | 66 |
| Ron Mercer | 1996-97 | 40 | 1.7 | 66 |

STEALS PER GAME (MIN. 30 STEALS)

| Player | Season | G | Stls | Avg |
|-------------------|---------|----|------|-------|
| 1. Rajon Rondo | 2004-05 | 34 | 87 | 2.559 |
| 2. Cliff Hawkins | 2003-04 | 32 | 74 | 2.313 |
| 3. Rodrick Rhodes | 1993-94 | 33 | 76 | 2.303 |
| 4. Kyle Macy | 1978-79 | 31 | 69 | 2.226 |
| 5. John Pelphrey | 1991-92 | 28 | 61 | 2.179 |
| Reggie Hanson | 1989-90 | 28 | 61 | 2.179 |
| 7. Nerlens Noel | 2012-13 | 24 | 50 | 2.083 |
| 8. Rajon Rondo | 2005-06 | 34 | 69 | 2.029 |
| 9. Wayne Turner | 1996-97 | 40 | 79 | 1.975 |
| 10. Cason Wallace | 2022-23 | 32 | 63 | 1.969 |

TEAM RECORDS

| MOST STEALS | | |
|-------------|-----|--|
| Game | 23 | vs. UT Martin (11/26/1994) vs. Mississippi State (1/9/1991) |
| Season | 480 | 1996-97 |

INDIVIDUAL RECORDS

| MOST STEALS | | |
|-------------|-----|--|
| Game | 8 | Cason Wallace vs. Michigan State (11/15/2022) Ashton Hagans vs. North Carolina (12/22/2018) Rajon Rondo vs. Mississippi State (2/19/2005) Wayne Turner vs. George Washington (11/24/1997) |
| Season | 87 | Rajon Rondo (2004-05) |
| Career | 238 | Wayne Turner (1996-99) |

MOST STEALS PER GAME

| | | |
|--------|------|---|
| Season | 2.56 | Rajon Rondo (2004-05) [87 in 34 games] |
| Career | 2.29 | Rajon Rondo (2005-06) [156 in 68 games] |

SINGLE-GAME LEADERS

| STEALS | | Stls |
|--|--|------|
| Player, Opponent (Date) | | |
| 1. Cason Wallace, Michigan State (11/15/2022) | | 8 |
| Ashton Hagans, North Carolina (12/22/2018) | | 8 |
| Rajon Rondo, Mississippi State (2/19/2005) | | 8 |
| Wayne Turner, George Washington (11/24/1997) | | 8 |
| 3. Jared Prickett, Tennessee (3/12/1993) | | 7 |
| Reggie Hanson, Ole Miss (2/16/1991) | | 7 |
| John Pelphrey, LSU (2/15/1990) | | 7 |
| Winston Bennett, Mississippi State (1/16/1985) | | 7 |

YEAR-BY-YEAR STEALS LEADERS

| YEAR | PLAYER | CL. | G | STLS | AVG |
|---------|-------------------------|-----|----|------|-----|
| 1978-79 | Kyle Macy | Jr. | 31 | 69 | 2.2 |
| 1979-80 | Kyle Macy | Sr. | 35 | 58 | 1.7 |
| 1980-81 | Dirk Minniefield | So. | 28 | 35 | 1.3 |
| 1981-82 | Dirk Minniefield | Jr. | 30 | 42 | 1.4 |
| 1982-83 | Dirk Minniefield | Sr. | 31 | 45 | 1.5 |
| 1983-84 | Kenny Walker | So. | 34 | 31 | 0.9 |
| 1984-85 | Ed Davender | Fr. | 31 | 33 | 1.1 |
| 1985-86 | Ed Davender | So. | 36 | 59 | 1.6 |
| 1986-87 | James Blackmon | Sr. | 29 | 50 | 1.7 |
| 1987-88 | Rex Chapman | So. | 32 | 53 | 1.7 |
| 1988-89 | Reggie Hanson | So. | 29 | 47 | 1.6 |
| 1989-90 | Reggie Hanson | Jr. | 28 | 61 | 2.2 |
| | John Pelphrey | So. | 28 | 61 | 2.2 |
| 1990-91 | Sean Woods | Jr. | 27 | 50 | 1.9 |
| 1991-92 | Jamal Mashburn | So. | 36 | 61 | 1.7 |
| | John Pelphrey | Sr. | 36 | 61 | 1.7 |
| 1992-93 | Travis Ford | Jr. | 34 | 56 | 1.6 |
| 1993-94 | Rodrick Rhodes | So. | 33 | 76 | 2.3 |
| 1994-95 | Tony Delk | Jr. | 33 | 53 | 1.6 |
| 1995-96 | Tony Delk | Sr. | 36 | 67 | 1.9 |
| 1996-97 | Wayne Turner | So. | 40 | 79 | 2.0 |
| 1997-98 | Wayne Turner | Jr. | 39 | 62 | 1.6 |
| 1998-99 | Wayne Turner | Sr. | 37 | 57 | 1.5 |
| 1999-00 | Keith Bogans | Fr. | 33 | 47 | 1.4 |
| 2000-01 | Saul Smith | Sr. | 34 | 51 | 1.5 |
| 2001-02 | Cliff Hawkins | So. | 32 | 48 | 1.5 |
| 2002-03 | Keith Bogans | Sr. | 36 | 42 | 1.2 |
| | Chuck Hayes | So. | 36 | 42 | 1.2 |
| | Cliff Hawkins | Jr. | 29 | 42 | 1.4 |
| 2003-04 | Cliff Hawkins | Sr. | 32 | 74 | 2.3 |
| 2004-05 | Rajon Rondo | Fr. | 34 | 87 | 2.6 |
| 2005-06 | Rajon Rondo | So. | 34 | 69 | 2.0 |
| 2006-07 | Ramel Bradley | Jr. | 34 | 44 | 1.3 |
| 2007-08 | Ramel Bradley | Sr. | 31 | 48 | 1.5 |
| 2008-09 | Jodie Meeks | Jr. | 36 | 48 | 1.3 |
| 2009-10 | John Wall | Fr. | 38 | 66 | 1.8 |
| 2010-11 | DeAndre Liggins | Jr. | 38 | 46 | 1.2 |
| 2011-12 | Anthony Davis | Fr. | 40 | 54 | 1.4 |
| 2012-13 | Nerlens Noel | Fr. | 24 | 50 | 2.1 |
| 2013-14 | Willie Cauley-Stein | So. | 37 | 44 | 1.2 |
| 2014-15 | Willie Cauley-Stein | Jr. | 39 | 47 | 1.2 |
| 2015-16 | Tyler Ulis | So. | 35 | 51 | 1.5 |
| 2016-17 | De'Aaron Fox | Fr. | 36 | 53 | 1.5 |
| 2017-18 | Shai Gilgeous-Alexander | Fr. | 37 | 61 | 1.6 |
| 2018-19 | Ashton Hagans | Fr. | 35 | 61 | 1.6 |
| 2019-20 | Ashton Hagans | So. | 30 | 58 | 1.9 |
| 2020-21 | Brandon Boston Jr. | Fr. | 25 | 33 | 1.3 |

| YEAR | PLAYER | CL. | G | STLS | AVG |
|---------|----------------|-----|----|------|-----|
| 2021-22 | Oscar Tshiebwe | Jr. | 34 | 60 | 1.8 |
| 2022-23 | Cason Wallace | Fr. | 32 | 63 | 2.0 |

*leaders determined by total steals

BLOCKS RECORDS

CAREER LEADERS

BLOCKS

| Player | Seasons | G | Avg | Blks |
|------------------------|----------------|-----|-----|------|
| 1. Jamaal Magloire | 1997-00 | 145 | 1.8 | 268 |
| 2. Willie Cauley-Stein | 2013-15 | 105 | 2.2 | 233 |
| 3. Melvin Turpin | 1981-84 | 123 | 1.8 | 226 |
| 4. Sam Bowie | 1980-81, 84 | 96 | 2.3 | 218 |
| 5. Andre Riddick | 1992-95 | 126 | 1.7 | 212 |
| 6. Anthony Davis | 2011-2012 | 40 | 4.7 | 186 |
| 7. Perry Stevenson | 2007-10 | 134 | 1.2 | 159 |
| 8. Jules Camara | 1999-00, 02-03 | 136 | 1.1 | 155 |
| 9. Patrick Patterson | 2008-10 | 97 | 1.6 | 152 |
| 10. Nick Richards | 2018-20 | 105 | 1.4 | 146 |

BLOCKS PER GAME (MIN. 75 BLOCKS)

| Player | Seasons | G | Blks | Avg |
|------------------------|-------------|-----|------|-------|
| 1. Anthony Davis | 2012 | 40 | 186 | 4.650 |
| 2. Nerlens Noel | 2013 | 24 | 106 | 4.417 |
| 3. Sam Bowie | 1980-81, 84 | 96 | 218 | 2.271 |
| 4. Karl-Anthony Towns | 2014-15 | 39 | 88 | 2.256 |
| 5. Willie Cauley-Stein | 2013-15 | 105 | 233 | 2.219 |
| 6. Jamaal Magloire | 1997-00 | 145 | 268 | 1.848 |
| 7. Melvin Turpin | 1981-84 | 123 | 226 | 1.837 |
| 8. Andre Riddick | 1992-95 | 126 | 212 | 1.683 |
| 9. Patrick Patterson | 2008-10 | 97 | 152 | 1.567 |
| 10. Nazr Mohammed | 1996-98 | 94 | 135 | 1.436 |

SINGLE-SEASON LEADERS

BLOCKS

| Player | Season | G | Avg | Blks |
|------------------------|---------|----|-----|------|
| 1. Anthony Davis | 2011-12 | 40 | 4.7 | 186 |
| 2. Willie Cauley-Stein | 2013-14 | 37 | 2.9 | 106 |
| Nerlens Noel | 2012-13 | 24 | 4.4 | 106 |
| 4. Karl-Anthony Towns | 2014-15 | 39 | 2.3 | 88 |
| 5. Andre Riddick | 1993-94 | 34 | 2.4 | 83 |
| Melvin Turpin | 1982-83 | 31 | 2.7 | 83 |
| 7. Sam Bowie | 1980-81 | 28 | 2.9 | 80 |
| 8. Jamaal Magloire | 1996-97 | 40 | 2.0 | 79 |
| 9. Nazr Mohammed | 1997-98 | 39 | 1.9 | 75 |
| 10. Sam Bowie | 1979-80 | 34 | 2.1 | 73 |

BLOCKS PER GAME (MIN. 30 BLOCKS)

| Player | Season | G | Blks | Avg |
|------------------------|---------|----|------|-------|
| 1. Anthony Davis | 2011-12 | 40 | 186 | 4.650 |
| 2. Nerlens Noel | 2012-13 | 24 | 106 | 4.417 |
| 3. Willie Cauley-Stein | 2013-14 | 37 | 106 | 2.864 |
| 4. Sam Bowie | 1980-81 | 28 | 80 | 2.857 |
| 5. Melvin Turpin | 1982-83 | 31 | 83 | 2.677 |
| 6. Isaiah Jackson | 2020-21 | 25 | 65 | 2.600 |
| 7. Andre Riddick | 1993-94 | 34 | 83 | 2.441 |
| 8. Karl-Anthony Towns | 2014-15 | 39 | 88 | 2.256 |
| 9. Melvin Turpin | 1981-82 | 30 | 67 | 2.233 |
| 10. Sam Bowie | 1979-80 | 34 | 73 | 2.147 |

TEAM RECORDS

MOST BLOCKS

| | | |
|--------|-----|----------------------------|
| Game | 18 | vs. St. John's (12/1/2011) |
| Season | 344 | 2011-12 |

INDIVIDUAL RECORDS

MOST BLOCKS

| | | |
|--------|-----|--------------------------------------|
| Game | 12 | Nerlens Noel at Ole Miss (1/29/2013) |
| Season | 186 | Anthony Davis (2011-12) |
| Career | 268 | Jamaal Magloire (1997-2000) |

MOST BLOCKS PER GAME

| | | |
|--------|------|---|
| Season | 4.65 | Anthony Davis (2011-12) [186 in 40 games] |
|--------|------|---|

Career

| | |
|------|---|
| 4.65 | Anthony Davis (2011-12) [186 in 40 games] |
|------|---|

SINGLE-GAME LEADERS

BLOCKS

| Player, Opponent (Date) | Blks |
|--|------|
| 1. Nerlens Noel, Ole Miss (1/29/2013) | 12 |
| 2. Willie Cauley-Stein, Boise State (12/10/2013) | 9 |
| Willie Cauley-Stein, Providence (12/1/2013) | 9 |
| Andre Riddick, LSU (3/14/1993) | 9 |
| Sam Bowie, Vanderbilt (2/21/1981) | 9 |
| 6. Isaiah Jackson, Kansas (12/1/2020) | 8 |
| Nerlens Noel, Alabama (1/22/2013) | 8 |
| Anthony Davis, Tennessee (1/31/2012) | 8 |
| Anthony Davis, St. John's (12/1/2011) | 8 |
| Patrick Patterson, Georgia (3/4/2009) | 8 |
| Andre Riddick, Morehead State (12/17/1993) | 8 |

YEAR-BY-YEAR BLOCKS LEADERS

| YEAR | PLAYER | CL. | G | BLKS | AVG |
|-----------------|---------------------|-----|----|------|-----|
| 1978-79 | Freddie Cowan | So. | 31 | 36 | 1.2 |
| 1979-80 | Sam Bowie | Fr. | 34 | 73 | 2.1 |
| 1980-81 | Sam Bowie | So. | 28 | 80 | 2.9 |
| 1981-82 | Melvin Turpin | So. | 30 | 67 | 2.2 |
| 1982-83 | Melvin Turpin | Jr. | 31 | 83 | 2.7 |
| 1983-84 | Sam Bowie | Sr. | 34 | 65 | 1.9 |
| 1984-85 | Kenny Walker | Jr. | 31 | 37 | 1.2 |
| 1985-86 | Kenny Walker | Sr. | 36 | 43 | 1.2 |
| 1986-87 | Rob Lock | Jr. | 29 | 31 | 1.1 |
| 1987-88 | Rob Lock | Sr. | 33 | 32 | 1.0 |
| 1988-89 | LeRon Ellis | So. | 32 | 35 | 1.1 |
| 1989-90 | Reggie Hanson | Jr. | 28 | 40 | 1.4 |
| 1990-91 | Reggie Hanson | Sr. | 28 | 53 | 1.9 |
| 1991-92 | Andre Riddick | Fr. | 28 | 33 | 1.2 |
| 1992-93 | Andre Riddick | So. | 31 | 52 | 1.7 |
| 1993-94 | Andre Riddick | Jr. | 34 | 83 | 2.4 |
| 1994-95 | Andre Riddick | Sr. | 33 | 44 | 1.3 |
| 1995-96 | Walter McCarty | Sr. | 36 | 51 | 1.4 |
| 1996-97 | Jamaal Magloire | Fr. | 40 | 79 | 2.0 |
| 1997-98 | Nazr Mohammed | Jr. | 39 | 75 | 1.9 |
| 1998-99 | Jamaal Magloire | Jr. | 34 | 66 | 1.9 |
| 1999-00 | Jamaal Magloire | Sr. | 33 | 57 | 1.7 |
| 2000-01 | Tayshaun Prince | Jr. | 34 | 37 | 1.1 |
| 2001-02 | Marquis Estill | Jr. | 32 | 43 | 1.3 |
| Tayshaun Prince | Sr. | 32 | 43 | 1.3 | |
| 2002-03 | Marquis Estill | Sr. | 36 | 64 | 1.8 |
| Tayshaun Prince | Sr. | 32 | 43 | 1.3 | |
| 2003-04 | Chuck Hayes | Jr. | 32 | 45 | 1.4 |
| 2004-05 | Shagari Alleyne | So. | 29 | 44 | 1.5 |
| 2005-06 | Randolph Morris | So. | 21 | 24 | 1.1 |
| 2006-07 | Randolph Morris | Jr. | 34 | 70 | 2.1 |
| 2007-08 | Perry Stevenson | So. | 31 | 46 | 1.5 |
| 2008-09 | Patrick Patterson | So. | 34 | 70 | 2.1 |
| 2009-10 | DeMarcus Cousins | Fr. | 38 | 67 | 1.8 |
| 2010-11 | Terrence Jones | Fr. | 38 | 72 | 1.9 |
| 2011-12 | Anthony Davis | Fr. | 40 | 186 | 4.7 |
| 2012-13 | Nerlens Noel | Fr. | 24 | 106 | 4.4 |
| 2013-14 | Willie Cauley-Stein | So. | 37 | 106 | 2.9 |
| 2014-15 | Karl-Anthony Towns | Fr. | 39 | 88 | 2.3 |
| 2015-16 | Skal Labissiere | Fr. | 36 | 59 | 1.6 |
| Marcus Lee | Jr. | 36 | 59 | 1.6 | |
| 2016-17 | Bam Adebayo | Fr. | 38 | 57 | 1.5 |
| 2017-18 | Wenyen Gabriel | So. | 37 | 40 | 1.1 |
| 2018-19 | Nick Richards | So. | 37 | 47 | 1.3 |
| 2019-20 | Nick Richards | Jr. | 31 | 66 | 2.1 |
| 2020-21 | Isaiah Jackson | Fr. | 25 | 65 | 2.6 |
| 2021-22 | Oscar Tshiebwe | Jr. | 34 | 55 | 1.6 |
| 2022-23 | Oscar Tshiebwe | Sr. | 32 | 32 | 1.0 |

*leaders determined by total blocks

ASSISTS RECORDS

CAREER LEADERS

ASSISTS

| Player | Seasons | G | Avg | Asst |
|---------------------|---------|-----|-----|------|
| 1. Dirk Minniefield | 1980-83 | 123 | 5.3 | 646 |
| 2. Anthony Epps | 1994-97 | 141 | 3.9 | 544 |
| 3. Roger Harden | 1983-86 | 122 | 4.1 | 498 |
| 4. Wayne Turner | 1996-99 | 151 | 3.3 | 494 |
| 5. Sean Woods | 1990-92 | 91 | 5.3 | 482 |
| 6. Kyle Macy | 1978-80 | 98 | 4.8 | 470 |
| 7. Cliff Hawkins | 2001-04 | 126 | 3.7 | 468 |
| 8. Ed Davender | 1985-88 | 129 | 3.4 | 436 |
| 9. Travis Ford | 1992-94 | 100 | 4.3 | 428 |
| 10. Tyler Ulis | 2015-16 | 72 | 5.3 | 381 |
| 11. Saul Smith | 1998-01 | 143 | 2.5 | 363 |
| 12. Ashton Hagans | 2019-20 | 67 | 5.2 | 351 |
| 13. John Pelphey | 1989-92 | 114 | 2.9 | 327 |
| 14. Sahvir Wheeler | 2021-23 | 51 | 6.4 | 324 |
| 15. Larry Johnson | 1974-77 | 112 | 2.8 | 319 |

ASSISTS PER GAME (MIN. 60 GAMES)

| Player | Seasons | G | Asst | Avg |
|---------------------|---------|-----|------|------|
| 1. Sean Woods | 1990-92 | 91 | 482 | 5.30 |
| 2. Tyler Ulis | 2015-16 | 72 | 381 | 5.29 |
| 3. Dirk Minniefield | 1980-83 | 123 | 646 | 5.25 |
| 4. Ashton Hagans | 2019-20 | 67 | 351 | 5.24 |
| 5. Kyle Macy | 1978-80 | 98 | 470 | 4.80 |
| 6. Travis Ford | 1992-94 | 100 | 428 | 4.28 |
| 7. Rajon Rondo | 2005-06 | 68 | 285 | 4.19 |
| 8. Roger Harden | 1983-86 | 122 | 498 | 4.08 |
| 9. Anthony Epps | 1994-97 | 141 | 544 | 3.86 |
| 10. Andrew Harrison | 2013-15 | 79 | 298 | 3.77 |

SINGLE-SEASON LEADERS

ASSISTS

| Player | Season | G | Avg | Asst |
|----------------------------|---------|----|-----|------|
| 1. Tyler Ulis | 2015-16 | 35 | 7.0 | 246 |
| 2. John Wall | 2009-10 | 37 | 6.5 | 241 |
| 3. Roger Harden | 1985-86 | 36 | 6.4 | 232 |
| 4. Sahvir Wheeler | 2021-22 | 30 | 6.9 | 207 |
| 5. Anthony Epps | 1996-97 | 40 | 4.8 | 193 |
| Travis Ford | 1993-94 | 33 | 5.9 | 193 |
| 7. Ashton Hagans | 2019-20 | 30 | 6.4 | 191 |
| Marquis Teague | 2011-12 | 40 | 4.8 | 191 |
| 9. Shai Gilgeous-Alexander | 2017-18 | 37 | 5.1 | 189 |
| 10. Dirk Minniefield | 1981-82 | 30 | 6.3 | 188 |
| 11. Dirk Minniefield | 1982-83 | 31 | 5.8 | 181 |
| 12. Kyle Macy | 1977-78 | 32 | 5.6 | 178 |
| 13. Anthony Epps | 1995-96 | 36 | 4.9 | 175 |
| 14. Wayne Turner | 1997-98 | 39 | 4.4 | 173 |
| 15. Rajon Rondo | 2005-06 | 34 | 4.9 | 167 |
| Sean Woods | 1991-92 | 36 | 4.6 | 167 |
| 17. Cliff Hawkins | 2003-04 | 32 | 5.2 | 166 |
| Travis Ford | 1992-93 | 34 | 4.9 | 166 |
| 19. De'Aaron Fox | 2016-17 | 36 | 4.6 | 165 |
| 20. Sean Woods | 1989-90 | 28 | 5.9 | 164 |

TEAM RECORDS

| MOST ASSISTS | | |
|--------------|-----|--------------------------------|
| Game | 35 | vs. San Jose State (3/14/1996) |
| Season | 783 | 1995-96 |

INDIVIDUAL RECORDS

| MOST ASSISTS | | |
|--------------|-----|--|
| Game | 17 | TyTy Washington Jr. vs. Georgia (1/8/2022) |
| Season | 246 | Tyler Ulis (2015-16) |
| Career | 646 | Dirk Minniefield (1980-83) |

| MOST ASSISTS PER GAME | | |
|-----------------------|------|--|
| Season: | 7.0 | Tyler Ulis (2015-16) [246 in 35 games] |
| Career | 5.30 | Sean Woods (1990-92) [482 in 91 games] |

ASSISTS PER GAME

| Player | Season | G | Asst | Avg |
|---------------------|---------|----|------|------|
| 1. Tyler Ulis | 2015-16 | 35 | 246 | 7.03 |
| 2. Sahvir Wheeler | 2021-22 | 30 | 207 | 6.90 |
| 3. John Wall | 2009-10 | 37 | 241 | 6.50 |
| 4. Roger Harden | 1985-86 | 36 | 232 | 6.44 |
| 5. Ashton Hagans | 2019-20 | 30 | 191 | 6.37 |
| 6. Dirk Minniefield | 1981-82 | 30 | 188 | 6.27 |
| 7. Sean Woods | 1989-90 | 28 | 164 | 5.86 |
| 8. Travis Ford | 1993-94 | 33 | 193 | 5.85 |
| 9. Dirk Minniefield | 1982-83 | 31 | 181 | 5.84 |
| 10. Sean Woods | 1990-91 | 27 | 151 | 5.59 |

SINGLE-GAME LEADERS

| ASSISTS | | |
|---|--|------|
| Player, Opponent (Date) | | Asst |
| 1. TyTy Washington Jr., Georgia (1/8/2022) | | 17 |
| 2. John Wall, Hartford (12/29/2009) | | 16 |
| 3. Travis Ford, Eastern Kentucky (12/8/1993) | | 15 |
| 4. Sahvir Wheeler, North Florida (11/26/2021) | | 14 |
| Tyler Ulis, LSU (3/5/2016) | | 14 |
| John Wall, UNC Asheville (11/30/2009) | | 14 |
| Dickey Beal, BYU (3/17/1984) | | 14 |
| Dirk Minniefield, Villanova (12/4/1982) | | 14 |
| 9. Anthony Epps, LSU (3/4/1995) | | 13 |
| Rodrick Rhodes, Morehead State (12/19/1992) | | 13 |
| Dirk Minniefield, Auburn (2/3/1982) | | 13 |
| Dirk Minniefield, Mississippi State (1/23/1980) | | 13 |

YEAR-BY-YEAR ASSISTS LEADERS

| YEAR | PLAYER | CL. | G | ASST | AVG |
|---------|------------------|-----|----|------|-----|
| 1961-62 | Scotty Baesler | Jr. | 26 | 112 | 4.3 |
| 1962-63 | Cotton Nash | Jr. | 25 | 66 | 2.6 |
| 1963-64 | Larry Conley | So. | 27 | 112 | 4.2 |
| 1964-65 | Larry Conley | Jr. | 25 | 81 | 3.2 |
| 1965-66 | Larry Conley | Sr. | 29 | 100 | 3.4 |
| 1966-67 | Pat Riley | Sr. | 26 | 68 | 2.6 |
| 1967-68 | Mike Pratt | So. | 27 | 82 | 3.0 |
| 1968-69 | Mike Casey | Jr. | 28 | 129 | 4.6 |
| 1969-70 | Mike Pratt | Sr. | 28 | 99 | 3.5 |
| 1970-71 | Larry Steele | Sr. | 24 | 93 | 3.9 |
| 1971-72 | Stan Key | Sr. | 28 | 89 | 3.2 |
| 1972-73 | Jimmy Dan Conner | So. | 28 | 83 | 3.0 |
| 1973-74 | Mike Flynn | Jr. | 26 | 83 | 3.2 |
| 1974-75 | Jimmy Dan Conner | Sr. | 31 | 106 | 3.4 |
| | Mike Flynn | Sr. | 31 | 106 | 3.4 |
| 1975-76 | Larry Johnson | Jr. | 30 | 98 | 3.3 |
| 1976-77 | Larry Johnson | Sr. | 30 | 143 | 4.8 |
| 1977-78 | Kyle Macy | So. | 32 | 178 | 5.6 |
| 1978-79 | Kyle Macy | Jr. | 31 | 129 | 4.2 |
| 1979-80 | Kyle Macy | Sr. | 35 | 163 | 4.7 |
| 1980-81 | Dirk Minniefield | So. | 28 | 151 | 5.4 |
| 1981-82 | Dirk Minniefield | Jr. | 30 | 188 | 6.3 |
| 1982-83 | Dirk Minniefield | Sr. | 31 | 181 | 5.8 |
| 1983-84 | Dickey Beal | Sr. | 30 | 133 | 4.4 |
| 1984-85 | Roger Harden | Jr. | 30 | 142 | 4.7 |
| 1985-86 | Roger Harden | Sr. | 36 | 232 | 6.4 |
| 1986-87 | Rex Chapman | Fr. | 29 | 103 | 3.6 |
| 1987-88 | Ed Davender | Sr. | 33 | 131 | 4.0 |
| 1988-89 | Sean Sutton | So. | 31 | 146 | 4.7 |
| 1989-90 | Sean Woods | So. | 28 | 164 | 5.9 |
| 1990-91 | Sean Woods | Jr. | 27 | 151 | 5.6 |
| 1991-92 | Sean Woods | Sr. | 36 | 167 | 4.6 |
| 1992-93 | Travis Ford | Jr. | 34 | 166 | 4.9 |
| 1993-94 | Travis Ford | Sr. | 33 | 193 | 5.8 |
| 1994-95 | Anthony Epps | So. | 33 | 138 | 4.2 |
| 1995-96 | Anthony Epps | Jr. | 36 | 175 | 4.9 |
| 1996-97 | Anthony Epps | Sr. | 40 | 193 | 4.8 |
| 1997-98 | Wayne Turner | Jr. | 39 | 173 | 4.4 |
| 1998-99 | Wayne Turner | Sr. | 37 | 145 | 3.9 |
| 1999-00 | Saul Smith | Jr. | 33 | 115 | 3.5 |
| 2000-01 | Saul Smith | Sr. | 34 | 134 | 3.9 |
| 2001-02 | Cliff Hawkins | So. | 32 | 136 | 4.3 |
| 2002-03 | Cliff Hawkins | Jr. | 29 | 111 | 3.8 |
| 2003-04 | Cliff Hawkins | Sr. | 32 | 166 | 5.2 |
| 2004-05 | Patrick Sparks | Jr. | 34 | 122 | 3.6 |
| 2005-06 | Rajon Rondo | So. | 34 | 167 | 4.9 |
| 2006-07 | Ramel Bradley | Jr. | 34 | 129 | 3.8 |
| 2007-08 | Ramel Bradley | Sr. | 30 | 101 | 3.7 |
| 2008-09 | DeAndre Liggins | Fr. | 33 | 92 | 2.8 |
| | Michael Porter | Jr. | 36 | 92 | 2.6 |
| 2009-10 | John Wall | Fr. | 37 | 241 | 6.5 |
| 2010-11 | Brandon Knight | Fr. | 38 | 159 | 4.2 |

| YEAR | PLAYER | CL. | G | ASST | AVG |
|---------|-------------------------|-----|----|------|-----|
| 2011-12 | Marquis Teague | Fr. | 40 | 191 | 4.8 |
| 2012-13 | Julius Mays | Sr. | 33 | 63 | 2.9 |
| 2013-14 | Andrew Harrison | Fr. | 40 | 159 | 4.0 |
| 2014-15 | Andrew Harrison | So. | 39 | 139 | 3.6 |
| 2015-16 | Tyler Ulis | So. | 35 | 246 | 7.0 |
| 2016-17 | De'Aaron Fox | Fr. | 36 | 165 | 4.6 |
| 2017-18 | Shai Gilgeous-Alexander | Fr. | 37 | 189 | 5.1 |
| 2018-19 | Ashton Hagans | Fr. | 35 | 160 | 4.3 |
| 2019-20 | Ashton Hagans | So. | 30 | 191 | 6.4 |
| 2020-21 | Davion Mintz | Gr. | 25 | 77 | 3.1 |
| 2021-22 | Sahvir Wheeler | Jr. | 30 | 207 | 6.9 |
| 2022-23 | Cason Wallace | Fr. | 32 | 136 | 4.3 |

*leaders determined by total assists

MISCELLANEOUS RECORDS
INDIVIDUAL RECORDS
MOST GAMES PLAYED
Season: 40

Anthony Epps, Jamaal Magloire, Ron Mercer and Wayne Turner (1996-97); Anthony Davis, Michael-Kidd Gilchrist, Doron Lamb, Darius Miller, Marquis Teague, Kyle Wiltjer (2011-12); Aaron Harrison, Andrew Harrison, Alex Poythress, Julius Randle, James Young (2013-14)

Career: 152

Darius Miller (2008-12)

Career (SEC): 72

Kenny Walker (1983-86)

MOST GAMES STARTED
Season: 40

Ron Mercer (1996-97); Anthony Davis, Marquis Teague (2011-12); Aaron Harrison, Julius Randle (2013-14)

Career: 136

Ralph Beard (1946-49)

MOST CONSECUTIVE GAMES STARTED
Career: 110

Chuck Hayes (Feb. 19, 2002 to Mar. 27, 2005); Alex Groza (Nov. 28, 1946 to Mar. 26, 1949)

Career (SEC): 54

Dan Issel (1968-70); Mike Pratt (1968-70); Jack Givens (1975-78)

MOST WINS
Career: 132

Wayne Turner (1996-99)

CAREER LEADERS
DOUBLE-DOUBLES

| Player | Seasons | G | DD |
|----------------------|----------------|---------|-----|
| 1. Dan Issel | 1968-70 | 83 | 64 |
| 2. Cotton Nash | 1962-64 | 78 | 48 |
| | Oscar Tshiebwe | 2021-23 | 66 |
| 4. Jim Andrews | 1971-73 | 80 | 43 |
| 5. Kenny Walker | 1983-86 | 132 | 31 |
| | Tom Parker | 1970-72 | 80 |
| 7. Patrick Patterson | 2008-10 | 97 | 30 |
| | Rick Robey | 1975-78 | 105 |
| 9. Mike Pratt | 1968-70 | 81 | 29 |
| 10. Sam Bowie | 1980-81, 84 | 96 | 27 |

30-POINT GAMES

| Player | Seasons | G | 30+ |
|------------------|----------------|---------|-----|
| 1. Dan Issel | 1968-70 | 83 | 31 |
| 2. Cotton Nash | 1962-64 | 78 | 21 |
| 3. Louie Dampier | 1965-67 | 80 | 12 |
| 4. Kevin Grevey | 1973-75 | 84 | 11 |
| 5. Kenny Walker | 1983-86 | 132 | 9 |
| 6. Cliff Hagan | 1951-54 | 77 | 8 |
| 7. Jodie Meeks | 2007-09 | 81 | 7 |
| | Jamal Mashburn | 1991-93 | 98 |
| | Jim Andrews | 1971-73 | 80 |

TEAM RECORDS
MOST GAMES PLAYED
Season

40 1996-97, 2011-12, 2013-14

MOST WINS
Season

38 2011-12, 2014-15

FEWEST WINS
Season (20 or more games)

9 2020-21 [9-16]

LONGEST WIN STREAK
Overall

38 games 11/14/2014 - 4/4/2015

SEC

51 games 1/28/1950 - 1/8/1955

MOST LOSSES
Season

19 1988-89 [13-19]

LONGEST LOSING STREAK
Overall

9 games 1922-23

SEC

6 games 1988-89

MOST PERSONAL FOULS
Game

41 vs. Tennessee (1/21/1992)
vs. Ohio (1/12/1948)

Season

847 1991-92

FEWEST PERSONAL FOULS
Season

307 1944-45

| | | | |
|------------|---------|-----|---|
| Bob Burrow | 1955-56 | 51 | 7 |
| Alex Groza | 1945-49 | 120 | 7 |

GAMES PLAYED

| Player | Seasons | G |
|--------------------|-----------------|---------|
| 1. Darius Miller | 2008-12 | 152 |
| 2. Wayne Turner | 1996-99 | 151 |
| 3. Jamaal Magloire | 1997-00 | 145 |
| 4. Saul Smith | 1998-01 | 143 |
| | Jared Prickett | 1993-97 |
| | Anthony Epps | 1994-97 |
| | Ralph Beard | 1946-49 |
| 8. Jules Camara | 1999-00, 02-03 | 136 |
| 9. Keith Bogans | 2000-03 | 135 |
| | Tayshaun Prince | 1999-02 |
| | Jim Line | 1947-50 |

GAMES STARTED

| Player | Seasons | GS |
|-----------------|---------|-----|
| 1. Ralph Beard | 1946-49 | 136 |
| 2. Keith Bogans | 2000-03 | 122 |

| | | |
|--------------------|------------------|---------|
| 3. Chuck Hayes | 2002-05 | 111 |
| 4. Alex Groza | 1947-49 | 110 |
| 5. Tayshaun Prince | 1999-02 | 109 |
| | Ed Davender | 1985-88 |
| | Gerald Fitch | 2000-03 |
| | Dirk Minniefield | 1980-83 |
| 9. Tony Delk | 1993-96 | 103 |
| | Kenny Walker | 1983-86 |

SINGLE-SEASON LEADERS
DOUBLE-DOUBLES

| Player | Season | G | DD |
|-------------------|------------------|---------|----|
| 1. Oscar Tshiebwe | 2021-22 | 34 | 28 |
| 2. Dan Issel | 1969-70 | 28 | 26 |
| 3. Julius Randle | 2013-14 | 40 | 24 |
| 4. Dan Issel | 1968-69 | 28 | 22 |
| 5. Jim Andrews | 1972-73 | 28 | 21 |
| 6. Anthony Davis | 2011-12 | 40 | 20 |
| | DeMarcus Cousins | 2009-10 | |
| | Oscar Tshiebwe | 2022-23 | |
| 9. Jim Andrews | 1971-72 | 28 | 19 |
| 10. Cotton Nash | 1961-62 | 26 | 18 |

30-POINT GAMES

| Player | Season | G | 30+ |
|------------------|--------------|---------|-----|
| 1. Dan Issel | 1969-70 | 28 | 19 |
| 2. Dan Issel | 1968-69 | 28 | 10 |
| 3. Cotton Nash | 1963-64 | 27 | 9 |
| | Cotton Nash | 1961-62 | |
| 5. Jodie Meeks | 2008-09 | 36 | 7 |
| 6. Louie Dampier | 1966-67 | 26 | 6 |
| | Bob Burrow | 1955-56 | |
| | Alex Groza | 1948-49 | |
| 9. Kenny Walker | 1984-85 | 31 | 5 |
| | Kevin Grevey | 1974-75 | |
| | Jim Andrews | 1971-72 | |
| | Cliff Hagan | 1951-52 | |

SINGLE-GAME HIGHS
TRIPLE-DOUBLES

| Player, Opponent (Date) | P | R | A |
|-------------------------------------|----|----|----|
| 1. Isaiah Briscoe (12-29-2016) | 19 | 10 | 11 |
| DeAaron Fox (11-28-2016) | 14 | 11 | 10 |
| Chris Mills, Austin Peay (12-27-88) | 19 | 10 | 10 |

UK VS. EACH STATE/PROVINCE/COUNTRY

| STATE | RECORD | PCT |
|---------------|----------|-------|
| Alabama | 220-67 | .767 |
| Alaska | 5-0 | 1.000 |
| Arizona | 8-3 | .727 |
| Arkansas | 37-14 | .725 |
| California | 18-12 | .600 |
| Colorado | 3-0 | 1.000 |
| Connecticut | 4-4 | .500 |
| Delaware | 1-0 | 1.000 |
| D.C. | 3-2 | .600 |
| Florida | 127-45 | .738 |
| Georgia | 194-45 | .812 |
| Hawaii | 3-0 | 1.000 |
| Idaho | 3-0 | 1.000 |
| Illinois | 48-13 | .787 |
| Indiana | 99-55 | .643 |
| Iowa | 8-3 | .727 |
| Kansas | 35-13 | .729 |
| Kentucky | 181-71-1 | .717 |
| Louisiana | 140-36 | .795 |
| Maine | 1-0 | 1.000 |
| Maryland | 17-6 | .739 |
| Massachusetts | 15-1 | .938 |
| Mexico | 4-0 | 1.000 |
| Michigan | 27-15 | .643 |
| Minnesota | 4-1 | .800 |
| Mississippi | 215-35 | .860 |
| Missouri | 24-12 | .667 |
| Montana | 2-0 | 1.000 |
| Nebraska | 10-5 | .667 |
| Nevada | 4-0 | 1.000 |

| STATE | RECORD | PCT |
|----------------|--------------------|-------------|
| New Hampshire | 3-1 | .750 |
| New Jersey | 13-4 | .765 |
| New Mexico | 1-0 | 1.000 |
| New York | 45-13 | .776 |
| North Carolina | 55-38 | .591 |
| North Dakota | 1-0 | 1.000 |
| Ohio | 132-41 | .763 |
| Oklahoma | 11-2 | .846 |
| Ontario | 4-0 | 1.000 |
| Oregon | 9-0 | 1.000 |
| Pennsylvania | 47-8 | .855 |
| Rhode Island | 4-0 | 1.000 |
| South Carolina | 75-18 | .806 |
| South Dakota | 1-0 | 1.000 |
| Tennessee | 363-128 | .739 |
| Texas | 50-10 | .833 |
| Utah | 16-3 | .842 |
| Vermont | 1-0 | 1.000 |
| Virginia | 36-9 | .800 |
| Washington | 5-1 | .833 |
| West Virginia | 29-5 | .853 |
| Wisconsin | 12-9 | .571 |
| Wyoming | 2-0 | 1.000 |
| Total | 2,375-748-1 | .760 |

STREAKS

ALL-TIME WINNING STREAKS

OVERALL

| No. | Began | Ended |
|-----|--|--|
| 38 | Nov. 14, 2014 vs. Grand Canyon, 85-45 | April 4, 2015 vs. Wisconsin, 64-71 |
| 32 | Dec. 5, 1953 vs. Temple, 86-59 | Jan. 8, 1955 vs. Georgia Tech, 58-59 |
| 27 | Dec. 2, 1995 vs. Indiana, (N) 89-82 | Mar. 10, 1996 vs. Mississippi State, (N) 73-84 |
| 26 | Jan. 28, 1946 vs. Georgia Tech, 54-26 | Dec. 30, 1946 vs. Oklahoma State, (N) 31-37 |
| 26 | Dec. 30, 2002 vs. Tennessee St., 115-87 | Mar. 29, 2003 vs. Marquette, (N) 69-83 |
| 25 | Feb. 27, 1965 vs. Tennessee, 61-60 | Mar. 5, 1966 at Tennessee, 62-69 |
| 24 | Feb. 6, 1933 vs. Mexico, 81-22 | Feb. 24, 1934 vs. Florida, (N) 32-38 |
| 24 | Dec. 17, 2011 vs. Chattanooga, 87-62 | March 11, 2012 vs. Vanderbilt, (N) 64-71 |
| 23 | Jan. 2, 1952 vs. Ole Miss, 116-58 | Mar. 22, 1952 vs. St. John's, (N) 57-64 |
| 21 | Jan. 11, 1949 vs. Bowling Green, (N) 63-61 | Mar. 31, 1949 vs. Loyola (Chicago), (N) 56-67 |
| 21 | Dec. 30, 1950 vs. Syracuse, (N) 69-59 | Mar. 3, 1951 vs. Vanderbilt, (N) 57-61 |
| 19 | Nov. 13, 2009 vs. Morehead State, 75-59 | Jan. 26, 2010 at South Carolina, 62-68 |
| 18 | Feb. 5, 1948 at Alabama, 41-31 | Mar. 31, 1948 vs. Phillips Oilers, (N) 49-53 |
| 16 | Mar. 1, 1958 at Tennessee, 77-66 | Jan. 6, 1959 at Vanderbilt, 66-75 |
| 16 | Dec. 11, 1961 vs. St. Louis, 86-77 | Feb. 12, 1962 vs. Mississippi State, 44-49 |
| 16 | Mar. 15, 1969 vs. Miami (Ohio), (N) 72-71 | Jan. 31, 1970 at Vanderbilt, 81-87 |
| 16 | Feb. 21, 1976 vs. Florida, 96-89 | Dec. 18, 1976 vs. Utah, 68-70 |
| 16 | Feb. 13, 1978 at Ole Miss, 64-52 | Dec. 16, 1978 at Indiana, 67-68 |

SINGLE SEASON

| No. | Began | Ended |
|-----|--|--|
| 38 | Nov. 14, 2014 vs. Grand Canyon, 85-45 | April 4, 2015 vs. Wisconsin, 64-71 |
| 27 | Dec. 2, 1995 vs. Indiana, (N) 89-82 | Mar. 10, 1996 vs. Mississippi State, (N) 73-84 |
| 26 | Dec. 30, 2002 vs. Tennessee State, 115-87 | Mar. 29, 2003 vs. Marquette, (N) 69-83 |
| *25 | Dec. 5, 1953 vs. Temple, 86-59 | Mar. 1, 1954 at Alabama, 68-43 |
| 24 | Dec. 17, 2011 vs. Chattanooga, 87-62 | March 11, 2012 vs. Vanderbilt, (N) 64-71 |
| 23 | Jan. 2, 1952 vs. Ole Miss, (N) 116-58 | Mar. 22, 1952 vs. St. John's, (N) 57-64 |
| 23 | Dec. 1, 1965 vs. Hardin-Simmons, 83-55 | Mar. 5, 1966 at Tennessee, 62-69 |
| 21 | Jan. 11, 1949 vs. Bowling Green, (N) 63-61 | Mar. 14, 1949 vs. Loyola (Chicago), (N) 56-67 |
| 21 | Dec. 30, 1950 vs. Syracuse, (N) 69-59 | Mar. 3, 1951 vs. Vanderbilt, (N) 57-61 |

HOME COURT

| No. | Began | Ended |
|-------|---|--|
| **129 | Jan. 4, 1943 vs. Ft. Knox, 64-30 | Jan. 8, 1955 vs. Georgia Tech, 59-58 |
| ^55 | Mar. 17, 2009 vs. UNLV, 70-60 | Dec. 1, 2012 vs. Baylor, 64-55 |
| 42 | March 4, 2014 vs. Alabama | Dec. 3, 2016 vs. UCLA, 97-92 |
| 39 | Jan. 10, 1933 vs. South Carolina, 44-36 | Feb. 22, 1936 vs. Creighton, 31-29 |
| 33 | Jan. 29, 1992 vs. Ole Miss, 96-78 | Feb. 9, 1994 vs. Arkansas, 90-82 |
| 30 | Dec. 1, 1980 vs. East Tennessee St, 62-57 | Mar. 6, 1982 vs. Alabama, 48-46 |
| 28 | Dec. 21, 1957 vs. Minnesota, 78-58 | Dec. 19, 1959 vs. West Virginia, 79-70 |
| 28 | Dec. 20, 1968 vs. Michigan, 112-104 | Dec. 19, 1970 vs. Purdue, 89-83 |
| 27 | Jan. 11, 1930 vs. Creighton, 25-21 | Feb. 20, 1932 vs. Vanderbilt, 32-31 |
| 27 | Feb. 18, 1995 vs. Florida, 87-77 | Mar. 2, 1997 vs. South Carolina, 72-66 |
| 26 | Jan. 22, 1977 vs. LSU, 87-72 | Dec. 22, 1978 vs. Texas A&M, 73-69 |

* UK registered 25 wins during its undefeated season of 1953-54. The team declined a bid to the NCAA Tournament

** NCAA record

^ Win streak began at Memorial Coliseum due to scheduling conflict at Rupp Arena

BIGGEST WINS

| | Margin | Score | Opponent | Site | Date |
|-----|--------|--------|-----------------|-----------------|---------------|
| 1. | +77 | 143-66 | Georgia | Louisville, Ky. | Feb. 27, 1956 |
| 2. | +74 | 124-50 | UT Martin | Lexington, Ky. | Nov. 26, 1994 |
| 3. | +72 | 90-18 | Western Ontario | Lexington, Ky. | Dec. 10, 1949 |
| | +72 | 96-24 | Wabash | Lexington, Ky. | Dec. 28, 1946 |
| 5. | +69 | 98-29 | Vanderbilt | Louisville, Ky. | Feb. 27, 1947 |
| | +69 | 75-6 | Arkansas State | Lexington, Ky. | Jan. 8, 1945 |
| | +69 | 81-12 | Oglethorpe | Lexington, Ky. | Dec. 13, 1934 |
| 8. | +66 | 84-18 | Auburn | Louisville, Ky. | Feb. 28, 1947 |
| 9. | +65 | 83-18 | Texas A&M | Lexington, Ky. | Dec. 14, 1946 |
| 10. | +64 | 96-32 | Morehead State | Lexington, Ky. | Dec. 16, 1995 |
| 11. | +62 | 106-44 | Vanderbilt | Lexington, Ky. | Mar. 5, 2003 |
| 12. | +61 | 101-40 | Tennessee | Lexington, Ky. | Mar. 12, 1993 |

BIGGEST LOSSES

| | Margin | Score | Opponent | Site | Date |
|-----|--------|--------|---------------------|----------------------|---------------|
| 1. | -70 | 17-87 | Central | Danville, Ky. | Jan. 28, 1910 |
| 2. | -55 | 95-150 | Kansas | Lawrence, Kan. | Dec. 9, 1989 |
| 3. | -47 | 10-57 | Wabash | Crawfordsville, Ind. | Jan. 6, 1925 |
| 4. | -42 | 9-51 | Central | Danville, Ky. | Mar. 11, 1910 |
| 5. | -41 | 52-93 | Vanderbilt | Nashville, Tenn. | Feb. 12, 2008 |
| | -41 | 11-52 | Rose Polytechnic | Terre Haute, Ind. | Feb. 10, 1910 |
| 7. | -39 | 50-89 | CC of New York | New York | Mar. 14, 1950 |
| 8. | -38 | 10-48 | Cincinnati | Lexington, Ky. | Dec. 18, 1926 |
| 9. | -37 | 17-54 | Christ Church, Cin. | Cincinnati | Feb. 15, 1906 |
| 10. | -35 | 41-76 | LSU | Lexington, Ky. | Jan. 18, 1987 |

OVERTIME

| DATE | OPPONENT | W/L | SCORE | OT |
|------------|------------------------------|-----|---------|-----|
| 2/12/1907 | at Central | L | 23-25 | OT |
| 1/8/1910 | at Kentucky Wesleyan | W | 14-12 | OT |
| 2/21/1918 | CENTRE | W | 22-20 | 3OT |
| 3/6/1920 | at Centre | L | 18-20 | OT |
| 2/13/1922 | at Virginia | L | 30-32 | OT |
| 12/21/1928 | MIAMI, OHIO | W | 43-42 | 3OT |
| 2/1/1929 | at Mississippi State | W | 25-23 | OT |
| 1/31/1930 | at Tennessee | L | 24-29 | OT |
| 2/1/1930 | WASHINGTON & LEE | W | 28-26 | OT |
| 2/22/1930 | at Georgia | W | 22-21 | OT |
| 1/31/1931 | at Tennessee | W | 36-32 | OT |
| 12/15/1936 | at Xavier | W | 34-28 | OT |
| 2/18/1939 | at Tennessee | W | 36-34 | 2OT |
| 1/6/1940 | at Xavier | W | 42-41 | OT |
| 3/1/1940 | at Tennessee | W | 30-29 | OT |
| 12/23/1944 | OHIO STATE | W | 53-48 | OT |
| 1/1/1945 | at Long Island | W | 62-52 | OT |
| 1/27/1945 | Notre Dame (Louisville, Ky.) | L | 58-59 | OT |
| 12/29/1949 | Villanova (New Orleans) | W | 57-56 | OT |
| 12/29/1950 | St. Louis (New Orleans) | L | 42-43 | OT |
| 12/7/1957 | TEMPLE | W | 85-83 | 3OT |
| 2/22/1958 | Alabama (Montgomery, Ala.) | W | 45-43 | OT |
| 12/15/1958 | MARYLAND | W | 58-56 | OT |
| 12/14/1959 | at Kansas | W | 77-72 | OT |
| 12/22/1960 | SAINT LOUIS | L | 72-74 | OT |
| 1/5/1963 | GEORGIA TECH | L | 85-86 | 2OT |
| 1/19/1963 | TENNESSEE | L | 69-78 | OT |
| 1/10/1966 | at Georgia | W | 69-65 | 2OT |
| 12/5/1966 | ILLINOIS | L | 97-98 | OT |
| 1/5/1967 | VANDERBILT | L | 89-91 | OT |
| 1/23/1967 | TENNESSEE | L | 50-52 | 2OT |
| 2/11/1967 | MISSISSIPPI STATE | L | 72-77 | OT |
| 1/27/1969 | at Alabama | W | 83-70 | OT |
| 12/12/1970 | at Indiana | W | 95-93 | OT |
| 12/11/1971 | Indiana (Louisville, Ky.) | L | 89-90 | 2OT |
| 2/5/1972 | at Vanderbilt | W | 85-80 | OT |
| 2/12/1973 | MISSISSIPPI STATE | W | 100-87 | OT |
| 3/15/1973 | Austin Peay (NCAA) | W | 106-100 | OT |
| 2/11/1974 | at Auburn | L | 97-99 | OT |
| 12/15/1975 | Indiana (Louisville, Ky.) | L | 68-77 | OT |
| 1/10/1976 | TENNESSEE | L | 88-90 | OT |
| 1/26/1976 | at Auburn | L | 84-91 | OT |
| 3/8/1976 | MISSISSIPPI STATE | W | 94-93 | OT |
| 1/3/1977 | GEORGIA | W | 64-59 | OT |
| 1/12/1977 | TENNESSEE | L | 67-71 | OT |
| 2/11/1978 | at LSU | L | 94-95 | OT |
| 12/9/1978 | KANSAS | W | 67-66 | OT |
| 12/16/1978 | at Indiana | L | 67-68 | OT |
| 1/25/1979 | at Auburn | W | 86-83 | OT |
| 3/3/1979 | Tennessee (Birmingham, Ala.) | L | 69-75 | OT |
| 3/7/1979 | CLEMSON | L | 67-68 | OT |
| 11/17/1979 | Duke (Springfield, Mass.) | L | 76-82 | OT |
| 2/24/1980 | at LSU | W | 76-74 | OT |
| 1/31/1981 | at Georgia | W | 71-68 | 2OT |
| 12/12/1981 | at Kansas | W | 77-74 | OT |
| 12/29/1981 | Notre Dame (Louisville, Ky.) | W | 34-28 | OT |

| DATE | OPPONENT | W/L | SCORE | OT |
|------------|------------------------------|-----|---------|-----|
| 2/3/1982 | at Auburn | L | 81-83 | OT |
| 1/10/1983 | at Mississippi State | W | 59-53 | OT |
| 1/22/1983 | at Vanderbilt | W | 82-77 | OT |
| 3/26/1983 | Louisville (NCAA) | L | 68-80 | OT |
| 2/2/1985 | at Auburn | W | 49-47 | OT |
| 2/11/1987 | TENNESSEE | W | 91-84 | OT |
| 12/5/1987 | Indiana (Indianapolis) | W | 82-76 | OT |
| 12/23/1989 | UL LAFAYETTE | L | 113-116 | OT |
| 1/31/1990 | at Mississippi State | L | 87-86 | OT |
| 3/28/1992 | Duke (NCAA) | L | 103-104 | OT |
| 4/3/1993 | Michigan (NCAA) | L | 78-81 | OT |
| 1/8/1994 | at Georgia | L | 90-94 | OT |
| 3/12/1995 | Arkansas (SEC) | W | 95-93 | OT |
| 11/15/1996 | Clemson (Indianapolis) | L | 71-79 | OT |
| 2/4/1997 | at South Carolina | L | 79-84 | OT |
| 3/31/1997 | Arizona (NCAA) | L | 79-84 | OT |
| 1/17/1998 | ARKANSAS | W | 80-77 | OT |
| 3/28/1998 | Stanford (NCAA) | W | 86-85 | OT |
| 12/8/1998 | Indiana (Louisville, Ky.) | W | 70-61 | OT |
| 1/26/1999 | at Georgia | W | 91-83 | OT |
| 3/14/1999 | Kansas (NCAA) | W | 92-88 | OT |
| 1/22/2000 | at Vanderbilt | W | 81-73 | OT |
| 3/16/2000 | St. Bonaventure (NCAA) | W | 85-80 | 2OT |
| 11/10/2000 | UCLA (New York) | L | 92-97 | OT |
| 12/18/2001 | Duke (East Rutherford, N.J.) | L | 91-94 | OT |
| 1/5/2002 | at Mississippi State | L | 69-74 | OT |
| 2/6/2002 | at Tennessee | L | 74-76 | OT |
| 1/20/2004 | at Tennessee | W | 69-68 | OT |
| 3/12/2005 | LSU (SEC) | W | 79-78 | OT |
| 3/27/2005 | Michigan State (NCAA) | L | 88-94 | 2OT |
| 1/24/2007 | at Georgia | L | 68-78 | OT |
| 3/9/2007 | Mississippi State (SEC) | L | 82-84 | OT |
| 1/12/2008 | VANDERBILT | W | 79-73 | 3OT |
| 1/19/2008 | at Florida | L | 70-81 | OT |
| 3/15/2008 | Georgia (SEC) | L | 56-60 | OT |
| 11/25/2009 | Stanford (Cancun) | W | 73-65 | OT |
| 2/16/2010 | MISSISSIPPI STATE | W | 81-75 | OT |
| 3/14/2010 | Mississippi State (SEC) | W | 75-74 | OT |
| 2/23/2011 | at Arkansas | L | 76-77 | OT |
| 2/2/2013 | at Texas A&M | W | 72-68 | OT |
| 2/23/2013 | MISSOURI | W | 90-83 | OT |
| 1/14/2014 | at Arkansas | L | 85-87 | OT |
| 2/22/2014 | LSU | W | 77-76 | OT |
| 2/27/2014 | ARKANSAS | L | 67-71 | OT |
| 1/6/2015 | OLE MISS | W | 89-86 | OT |
| 1/10/2015 | at Texas A&M | W | 70-64 | 2OT |
| 1/30/2016 | at Kansas | L | 90-84 | OT |
| 2/20/2016 | at Texas A&M | L | 79-77 | OT |
| 3/13/2016 | vs. Texas A&M (SEC) | W | 82-77 | OT |
| 1/31/2017 | GEORGIA | W | 90-81 | OT |
| 1/30/2018 | VANDERBILT | W | 83-81 | OT |
| 12/8/2018 | vs. Seton Hall (New York) | L | 84-83 | OT |
| 3/31/2019 | vs. Auburn (NCAA) | L | 77-71 | OT |
| 12/28/2019 | LOUISVILLE | W | 78-70 | OT |
| 1/25/2020 | at Texas Tech | W | 76-74 | OT |
| 1/2/2021 | at Mississippi State | W | 78-73 | 2OT |

| DATE | OPPONENT | W/L | SCORE | OT |
|--------------|--------------------------|-----|--------------|-----|
| 1/25/2022 | MISSISSIPPI STATE | W | 82-74 | OT |
| 3/17/2022 | vs. Saint Peter's (NCAA) | L | 85-79 | OT |
| 11/15/2022 | vs. Michigan State | L | 86-77 | 2OT |
| Total | 115 Games | | 63-52 | |

CALIPARI ERA INDIVIDUAL SINGLE-GAME RECORDS
MOST POINTS

| Pts. | Player vs. Opponent | Date |
|------|--|-----------|
| 47 | Malik Monk vs. North Carolina | 12/17/16 |
| 39 | De'Aaron Fox vs. UCLA | 3/24/17 |
| 37 | Antonio Reeves at Arkansas | 3/4/2023 |
| 37 | Oscar Tshiebwe vs. GEORGIA | 1/17/2023 |
| 37 | Malik Monk vs. GEORGIA | 1/31/17 |
| 35 | Jamal Murray vs. FLORIDA | 2/6/16 |
| 35 | Terrence Jones vs. AUBURN | 1/11/11 |
| 34 | Kevin Knox at West Virginia | 1/27/17 |
| 34 | Malik Monk at Ole Miss | 12/29/16 |
| 33 | Malik Monk vs. FLORIDA | 2/25/17 |
| 33 | Jamal Murray at Vanderbilt | 2/27/16 |
| 33 | Jamal Murray vs. Ohio State | 12/19/15 |
| 32 | Doron Lamb vs. WINTHROP | 12/22/10 |
| 30 | Oscar Tshiebwe vs. Saint Peter's | 3/17/22 |
| 30 | Oscar Tshiebwe at Arkansas | 2/26/22 |
| 30 | Oscar Tshiebwe at Vanderbilt | 1/11/22 |
| 30 | Immanuel Quickley at Texas A&M | 2/25/20 |
| 30 | Shai Gilgeous-Alexander vs. VANDERBILT | 1/30/18 |
| 30 | Tyler Ulis vs. Texas A&M | 3/13/16 |
| 30 | Brandon Knight vs. West Virginia | 3/19/11 |

SEC: 37, Antonio Reeves at Arkansas, 3/4/23
Postseason: 39, De'Aaron Fox vs. UCLA, 3/24/17
SEC Tourney: 30, Tyler Ulis vs. Texas A&M, 3/13/16

NCAA Tourney: 39, De'Aaron Fox vs. UCLA, 3/24/17

Rupp Arena: 37, Oscar Tshiebwe vs. GEORGIA, 1/17/23

Road: 37, Antonio Reeves at Arkansas, 3/4/23

Neutral: 47, Malik Monk vs. North Carolina, 12/17/16

SEC Road: 37, Antonio Reeves at Arkansas, 3/4/23

Ranked Opp.: 47, Malik Monk vs. North Carolina, 12/17/16

Freshman: 47, Malik Monk vs. North Carolina, 12/17/16

Sophomore: 30, Immanuel Quickley at Texas A&M, 2/25/20

Junior: 30, Oscar Tshiebwe vs. Saint Peter's, 3/17/22

Senior: 37, Antonio Reeves at Arkansas, 3/4/23

Graduate: 25, Kellan Grady vs. ALABAMA, 2/19/22

Opener: 26, Tyrese Maxey vs. Michigan State, 11/5/19

SEC Opener: 34, Malik Monk at Ole Mis, 12/29/16

***In some cases, the most recent occurrence is listed*

MOST POINTS IN AN SEC GAME

| Pts. | Player vs. Opponent | Date |
|------|--|----------|
| 37 | Antonio Reeves at Arkansas | 3/4/23 |
| 37 | Oscar Tshiebwe vs. GEORGIA | 1/17/23 |
| 37 | Malik Monk vs. GEORGIA | 1/31/17 |
| 35 | Jamal Murray vs. FLORIDA | 2/6/16 |
| 35 | Terrence Jones vs. AUBURN | 1/11/11 |
| 34 | Malik Monk at Ole Miss | 12/29/16 |
| 33 | Malik Monk vs. FLORIDA | 2/25/17 |
| 33 | Jamal Murray at Vanderbilt | 2/27/16 |
| 30 | Oscar Tshiebwe at Arkansas | 2/26/22 |
| 30 | Oscar Tshiebwe at Vanderbilt | 1/11/22 |
| 30 | Immanuel Quickley at Texas A&M | 2/25/20 |
| 30 | Shai Gilgeous-Alexander vs. VANDERBILT | 1/30/18 |
| 29 | Oscar Tshiebwe vs. GEORGIA | 1/8/22 |
| 29 | Tyler Herro vs. ARKANSAS | 2/26/19 |
| 28 | Jamal Murray vs. TENNESSEE | 2/18/16 |
| 28 | Anthony Davis vs. VANDERBILT | 2/25/12 |

MOST POINTS IN A HALF

| Pts. | Player vs. Opponent | Date |
|------|--|----------|
| 30 | Malik Monk ² vs. FLORIDA | 2/25/17 |
| 27 | Malik Monk ³ vs. North Carolina | 12/17/16 |
| 27 | Jamal Murray ² vs. Ohio State | 12/19/15 |
| 25 | Nick Richards ² vs. MISSISSIPPI STATE | 2/4/20 |
| 24 | De'Aaron Fox ² vs. UCLA | 3/24/17 |
| 24 | Malik Monk ⁴ at Ole Miss | 12/29/16 |
| 23 | Oscar Tshiebwe ² vs. GEORGIA | 1/17/23 |
| 23 | Malik Monk ² vs. GEORGIA | 1/31/17 |
| 23 | Julius Randle ² vs. Michigan State | 11/12/13 |

1 - First Half; 2 - Second Half

MOST POINTS OFF THE BENCH

| Pts. | Player vs. Opponent | Date |
|------|--|----------|
| 35 | Terrence Jones vs. AUBURN | 1/11/11 |
| 32 | Doron Lamb vs. WINTHROP | 12/22/10 |
| 28 | PJ Washington vs. Auburn | 3/31/19 |
| 27 | Antonio Reeves at Ole Miss | 1/31/23 |
| 27 | Malik Monk vs. VANDERBILT | 2/28/17 |
| 26 | Tyrese Maxey vs. Michigan State | 11/5/19 |
| 26 | Kyle Wiltjer at Ole Miss | 1/29/13 |
| 24 | Shai Gilgeous-Alexander vs. LOUISVILLE | 12/29/17 |
| 24 | Kyle Wiltjer vs. LOYOLA | 12/22/11 |
| 24 | Doron Lamb at North Carolina | 12/4/10 |

MOST 3-POINTERS MADE

| 3s | Player vs. Opponent | Date |
|----|------------------------------------|----------|
| 8 | Immanuel Quickley at Texas A&M | 2/25/20 |
| 8 | Malik Monk vs. North Carolina | 12/17/16 |
| 8 | Jamal Murray vs. FLORIDA | 2/6/16 |
| 8 | Eric Bledsoe vs. ETSU | 3/18/10 |
| 7 | Kellan Grady vs. ALABAMA | 2/19/22 |
| 7 | Kellan Grady vs. HIGH POINT | 12/31/21 |
| 7 | Dontaie Allen at Mississippi State | 1/2/21 |
| 7 | Wenyen Gabriel vs. Alabama | 3/10/18 |
| 7 | Malik Monk vs. GEORGIA | 1/31/17 |
| 7 | Malik Monk vs. Michigan State | 11/15/16 |
| 7 | Derek Willis vs. TENNESSEE | 2/18/16 |
| 7 | Jamal Murray vs. Ohio State | 12/19/15 |
| 7 | Kyle Wiltjer vs. LIPSCOMB | 12/15/12 |
| 7 | Kyle Wiltjer vs. LAFAYETTE | 11/16/12 |
| 7 | Doron Lamb vs. WINTHROP | 12/22/10 |

MOST FREE THROWS

| Fts | Player vs. Opponent | Date |
|-----|---|----------|
| 14 | Olivier Sarr vs. VANDERBILT | 1/5/21 |
| 14 | Immanuel Quickley vs. MISSISSIPPI STATE | 2/4/20 |
| 14 | Tyler Ulis at Arkansas | 1/21/16 |
| 13 | Oscar Tshiebwe vs. GEORGIA | 1/17/23 |
| 13 | Nick Richards vs. MISSISSIPPI STATE | 2/4/20 |
| 13 | Keldon Johnson vs. TENNESSEE STATE | 11/23/18 |
| 13 | De'Aaron Fox vs. UCLA | 3/24/17 |
| 13 | Julius Randle at Ole Miss | 2/18/14 |
| 13 | Julius Randle vs. BELMONT | 12/21/13 |

MOST REBOUNDS

| Rebs | Player vs. Opponent | Date |
|------|---------------------------------------|----------|
| 28 | Oscar Tshiebwe vs. WESTERN KENTUCKY | 12/22/21 |
| 25 | Oscar Tshiebwe vs. Providence | 3/17/23 |
| 24 | Oscar Tshiebwe vs. GEORGIA | 1/17/23 |
| 22 | Oscar Tshiebwe vs. MISSISSIPPI STATE | 1/25/22 |
| 20 | Oscar Tshiebwe vs. VANDERBILT | 3/1/23 |
| 20 | Oscar Tshiebwe vs. MISSOURI | 12/29/21 |
| 20 | Oscar Tshiebwe vs. ROBERT MORRIS | 11/12/21 |
| 20 | Oscar Tshiebwe vs. Duke | 11/9/21 |
| 19 | Oscar Tshiebwe at Missouri | 12/28/22 |
| 19 | Oscar Tshiebwe vs. FLORIDA | 2/12/22 |
| 19 | Nick Richards vs. SOUTHERN ILLINOIS | 11/9/18 |
| 19 | Michael Kidd-Gilchrist vs. LOUISVILLE | 12/31/11 |
| 18 | Oscar Tshiebwe vs. Michigan State | 11/15/22 |
| 18 | Oscar Tshiebwe at Arkansas | 2/26/22 |
| 18 | PJ Washington vs. VMI | 11/18/18 |
| 18 | Bam Adebayo vs. Northern Kentucky | 3/17/17 |
| 18 | Anthony Davis vs. CHATTANOOGA | 12/17/11 |
| 18 | DeMarcus Cousins vs. LOUISVILLE | 1/2/10 |
| 18 | Patrick Patterson vs. RIDER | 11/21/09 |
| 18 | DeMarcus Cousins vs. SAM HOUSTON ST. | 11/19/09 |

SEC: 24, Oscar Tshiebwe vs. GEORGIA, 1/17/23

SEC Tourney: 16, Julius Randle vs. LSU, 3/14/14

NCAA Tourney: 25, Oscar Tshiebwe vs. Providence, 3/17/23

Rupp Arena: 28, Oscar Tshiebwe vs. WKU, 12/22/21

On the Road: 19, Oscar Tshiebwe at Missouri, 12/28/22

SEC Road: 18, Oscar Tshiebwe at Arkansas, 2/26/22

Ranked Opp.: 20, Oscar Tshiebwe vs. Duke, 11/9/21

Freshman: 19, M. Kidd-Gilchrist vs. LOUISVILLE, 12/31/11

Sophomore: 19, Nick Richards vs. SOUTHERN ILLINOIS, 11/9/18

Junior: 28, Oscar Tshiebwe vs. WKU, 12/22/21

Senior: 25, Oscar Tshiebwe vs. Providence, 3/17/23

Graduate: 12, Nate Sestina vs. UTAH VALLEY, 11/18/19

Opener: 20, Oscar Tshiebwe vs. Duke, 11/9/21

SEC Opener: 20, Oscar Tshiebwe vs. MISSOURI, 12/29/21

***In some cases, the most recent occurrence is listed*

MOST OFFENSIVE REBOUNDS

| Rebs | Player vs. Opponent | Date |
|------|-------------------------------------|----------|
| 12 | Oscar Tshiebwe vs. Duke | 11/9/21 |
| 11 | Oscar Tshiebwe vs. Providence | 3/17/23 |
| 11 | Oscar Tshiebwe vs. Vanderbilt | 3/10/23 |
| 11 | Oscar Tshiebwe vs. GEORGIA | 1/17/23 |
| 10 | Oscar Tshiebwe vs. VANDERBILT | 3/1/23 |
| 10 | Oscar Tshiebwe vs. FLORIDA | 2/12/22 |
| 10 | Oscar Tshiebwe vs. ROBERT MORRIS | 11/12/21 |
| 9 | Oscar Tshiebwe at Missouri | 12/28/22 |
| 9 | Nick Richards vs. SOUTHERN ILLINOIS | 11/9/18 |
| 9 | Willie Cauley-Stein vs. ARKANSAS | 2/27/14 |
| 9 | DeMarcus Cousins vs. OLE MISS | 2/2/10 |
| 9 | Patrick Patterson vs. RIDER | 11/21/09 |

MOST DEFENSIVE REBOUNDS

| Rebs | Player vs. Opponent | Date |
|------|---------------------------------------|----------|
| 23 | Oscar Tshiebwe vs. WESTERN KENTUCKY | 12/22/21 |
| 15 | Oscar Tshiebwe vs. MISSISSIPPI STATE | 1/25/22 |
| 15 | Terrence Jones vs. Notre Dame | 12/8/10 |
| 14 | Oscar Tshiebwe vs. Providence | 3/17/23 |
| 14 | Keldon Johnson vs. AUBURN | 2/23/19 |
| 14 | DeMarcus Cousins vs. LOUISVILLE | 1/2/10 |
| 13 | Oscar Tshiebwe vs. GEORGIA | 1/17/23 |
| 13 | Oscar Tshiebwe vs. VANDERBILT | 2/2/22 |
| 13 | Oscar Tshiebwe vs. MISSOURI | 12/29/21 |
| 13 | Anthony Davis vs. LSU | 3/9/12 |
| 13 | Michael Kidd-Gilchrist vs. LOUISVILLE | 12/31/11 |
| 13 | Anthony Davis vs. CHATTANOOGA | 12/17/11 |
| 13 | Terrence Jones vs. Washington | 11/23/10 |

MOST ASSISTS

| Assts. | Player vs. Opponent | Date |
|--------|---------------------------------------|----------|
| 17 | TyTy Washington Jr. vs. GEORGIA | 1/8/22 |
| 16 | John Wall vs. HARTFORD | 12/29/09 |
| 14 | Sahvir Wheeler vs. NORTH FLORIDA | 11/26/21 |
| 14 | Tyler Ulis vs. LSU | 3/5/16 |
| 14 | John Wall vs. UNC Asheville | 11/30/09 |
| 12 | Sahvir Wheeler vs. ROBERT MORRIS | 11/12/21 |
| 12 | Ashton Hagans vs. UAB | 11/29/19 |
| 12 | Ashton Hagans vs. Tennessee | 3/16/19 |
| 12 | De'Aaron Fox vs. STEPHEN F. AUSTIN | 11/11/16 |
| 12 | Tyler Ulis at South Carolina | 2/13/16 |
| 11 | Cason Wallace at Mississippi State | 2/15/23 |
| 11 | Sahvir Wheeler vs. DUQUESNE | 11/11/22 |
| 11 | Sahvir Wheeler vs. Vanderbilt | 3/11/22 |
| 11 | Sahvir Wheeler at South Carolina | 2/8/22 |
| 11 | Ashton Hagans vs. FAIRLEIGH DICKINSON | 12/7/19 |
| 11 | Isaiah Briscoe at Ole Miss | 12/29/16 |
| 11 | De'Aaron Fox vs. CLEVELAND STATE | 11/23/16 |
| 11 | Tyler Ulis at Florida | 3/1/16 |
| 11 | Tyler Ulis at Texas A&M | 2/20/16 |
| 11 | Tyler Ulis vs. FLORIDA | 2/6/16 |
| 11 | John Wall vs. ETSU | 3/18/10 |
| 11 | John Wall vs. RIDER | 11/21/09 |

SEC: 17, TyTy Washington Jr. vs. GEORGIA, 1/8/22

Postseason: 12, Ashton Hagans vs. Tennessee, 3/16/19

SEC Tourney: 12, Ashton Hagans vs. Tennessee, 3/16/19

NCAA Tourney: 11, John Wall vs. ETSU, 3/18/10

Rupp Arena: 17, TyTy Washington Jr. vs. GEORGIA, 1/8/22

On the Road: 12, Tyler Ulis, at South Carolina, 2/13/16

SEC Road: 12, Tyler Ulis, at South Carolina, 2/13/16

Ranked Opp.: 12, Ashton Hagans vs. Tennessee, 3/16/19

Freshman: 17, TyTy Washington Jr. vs. GEORGIA, 1/8/22

Sophomore: 14, Tyler Ulis vs. LSU, 3/5/16

Junior: 14, Sahvir Wheeler vs. NORTH FLORIDA, 11/26/21

Senior: 11, Sahvir Wheeler vs. DUQUESNE, 11/11/22

Graduate: 10, Julius Mays vs. LAFAYETTE, 11/16/12

Opener: 12, De'Aaron Fox vs. STEPHEN F. AUSTIN, 11/11/16

SEC Opener: 11, Isaiah Briscoe at Ole Miss, 12/29/16

***In some cases, the most recent occurrence is listed*

MOST POINTS-REBOUNDS-ASSISTS

| P-R-A | Player vs. Opponent | Date |
|--------------|------------------------------------|----------|
| 62 (37-24-1) | Oscar Tshiebwe vs. GEORGIA | 1/17/23 |
| 50 (30-18-2) | Oscar Tshiebwe at Arkansas | 2/26/22 |
| 49 (47-0-2) | Malik Monk vs. North Carolina | 12/17/16 |
| 48 (30-16-2) | Oscar Tshiebwe vs. Saint Peter's | 3/17/22 |
| 48 (27-19-2) | Oscar Tshiebwe vs. FLORIDA | 2/12/22 |
| 47 (29-17-1) | Oscar Tshiebwe vs. GEORGIA | 1/8/22 |
| 47 (27-17-3) | Terrence Jones vs. Notre Dame | 12/8/10 |
| 46 (29-13-4) | PJ Washington vs. Seton Hall | 12/8/18 |
| 46 (39-3-4) | De'Aaron Fox vs. UCLA | 3/24/17 |
| 45 (29-13-3) | Terrence Jones vs. Oklahoma | 11/22/10 |
| 45 (27-18-0) | DeMarcus Cousins vs. S. HOUSTON | 11/19/09 |
| 44 (30-13-1) | Oscar Tshiebwe at Vanderbilt | 1/11/22 |
| 44 (21-22-1) | Oscar Tshiebwe vs. MISSISSIPPI ST. | 1/25/22 |
| 44 (24-19-1) | M. Kidd-Gilchrist vs. LOUISVILLE | 12/31/11 |

MOST MINUTES WITHOUT A TURNOVER

| Mins. | Player vs. Opponent | Date |
|-------|--------------------------------|----------|
| 44 | Reid Travis vs. Auburn | 3/31/19 |
| 44 | Darius Miller at Arkansas | 2/23/11 |
| 41 | Aaron Harrison vs. LSU | 2/22/14 |
| 40 | Kellan Grady vs. Saint Peter's | 3/17/22 |
| 40 | Jacob Toppin vs. ALABAMA | 2/19/22 |
| 40 | Tyler Ulis vs. Duke | 11/17/15 |
| 40 | Aaron Harrison vs. OLE MISS | 1/6/15 |
| 40 | Alex Poythress vs. MISSOURI | 2/23/13 |

MOST BLOCKED SHOTS

| Blks. | Player vs. Opponent | Date |
|-------|-------------------------------------|----------|
| 12 | Nerlens Noel at Ole Miss | 1/29/13 |
| 9 | Willie Cauley-Stein vs. BOISE STATE | 12/10/13 |
| 9 | Willie Cauley-Stein vs. Providence | 12/1/13 |
| 8 | Isaiah Jackson vs. Kansas | 12/1/20 |
| 8 | Nerlens Noel at Alabama | 1/22/13 |
| 8 | Anthony Davis at South Carolina | 2/4/12 |
| 8 | Anthony Davis vs. ST. JOHN'S | 12/1/11 |
| 7 | Isaiah Jackson vs. ALABAMA | 1/12/21 |
| 7 | Nick Richards vs. LAMAR | 11/24/19 |
| 7 | Karl-Anthony Towns vs. VANDERBILT | 1/20/15 |
| 7 | Willie Cauley-Stein vs. E. MICHIGAN | 11/27/13 |
| 7 | Willie Cauley-Stein vs. MISSOURI | 2/23/13 |
| 7 | Nerlens Noel at Auburn | 1/19/13 |
| 7 | Nerlens Noel vs. TEXAS A&M | 1/12/13 |
| 7 | Nerlens Noel vs. LIPSCOMB | 12/15/12 |
| 7 | Nerlens Noel vs. PORTLAND | 12/8/12 |
| 7 | Anthony Davis vs. Western Kentucky | 3/15/12 |
| 7 | Anthony Davis at Vanderbilt | 2/11/12 |
| 7 | Anthony Davis vs. TENNESSEE | 1/31/12 |
| 7 | Anthony Davis vs. ARKANSAS | 1/17/12 |
| 7 | Anthony Davis vs. SOUTH CAROLINA | 1/7/12 |
| 7 | Anthony Davis vs. Kansas | 11/15/11 |

SEC: 12, Nerlens Noel at Ole Miss, 1/29/13
Postseason: 7, Anthony Davis vs. Western Kentucky, 3/15/12
SEC Tourney: 6, Anthony Davis vs. LSU, 3/11/12
NCAA Tourney: 7, Anthony Davis vs. Western Kentucky, 3/15/12
Rupp Arena: 9, Willie Cauley-Stein vs. BOISE STATE, 12/10/13
On the Road: 12, Nerlens Noel at Ole Miss, 1/29/13
SEC Road: 12, Nerlens Noel at Ole Miss, 1/29/13
Ranked Opp.: 12, Nerlens Noel at Ole Miss, 1/29/13
Freshman: 12, Nerlens Noel at Ole Miss, 1/29/13

Sophomore: 9, Willie Cauley-Stein vs. BOISE STATE, 12/10/13

Junior: 7, Nick Richards vs. LAMAR, 11/24/19

Senior: 6, Josh Harrellson vs. PENN, 1/3/11

Graduate: 3, Nate Sestina at Vanderbilt, 2/11/20

Opener: 5, Anthony Davis vs. MARIST, 11/11/11

SEC Opener: 7, Anthony Davis vs. SOUTH CAROLINA, 1/7/12

***In some cases, the most recent occurrence is listed*

MOST STEALS

| Stls. | Player vs. Opponent | Date |
|-------|--------------------------------------|----------|
| 8 | Cason Wallace vs. Michigan State | 11/15/22 |
| 8 | Ashton Hagans vs. North Carolina | 12/22/18 |
| 6 | Tyler Ulis vs. OLE MISS | 1/2/16 |
| 6 | Willie Cauley-Stein vs. GEORGIA | 1/25/14 |
| 6 | Nerlens Noel vs. BAYLOR | 12/1/12 |
| 6 | John Wall vs. UConn | 12/9/09 |
| 6 | John Wall vs. UNC Asheville | 11/30/09 |
| 5 | Cason Wallace vs. KANSAS | 1/28/23 |
| 5 | Ashton Hagans vs. TEXAS A&M | 1/8/19 |
| 5 | Tyler Herro vs. MONMOUTH | 11/28/18 |
| 5 | Tyler Herro vs. NORTH DAKOTA | 11/14/18 |
| 5 | Shai Gilgeous-Alexander vs. Davidson | 3/15/18 |
| 5 | Malik Monk vs. UCLA | 12/3/16 |
| 5 | Aaron Harrison vs. ARKANSAS | 2/28/15 |
| 5 | Willie Cauley-Stein vs. Texas | 12/5/14 |
| 5 | DeAndre Liggins vs. TENNESSEE | 2/8/11 |
| 5 | Darius Miller at Portland | 11/19/10 |

SEC: 6, Tyler Ulis vs. OLE MISS, 1/2/16

Postseason: 5, Shai Gilgeous-Alexander vs. Davidson, 3/14/10

SEC Tourney: 5, John Wall vs. Mississippi State, 3/14/10

NCAA Tourney: 5, Shai Gilgeous-Alexander vs. Davidson, 3/14/10

Rupp Arena: 6, Tyler Ulis vs. OLE MISS, 1/2/16

On the Road: 5, Darius Miller at Portland, 11/19/10

SEC Road: 4, Ashton Hagans at Georgia, 1/7/20

Ranked Opp.: 8, Ashton Hagans vs. North Carolina, 12/22/18

Freshman: 8, Cason Wallace vs. Michigan State, 11/15/22

Sophomore: 6, Tyler Ulis vs. OLE MISS, 1/2/16

Junior: 5, Willie Cauley-Stein vs. TEXAS, 12/5/14

Senior: 4, Dominique Hawkins vs. Arkansas, 3/12/17

Graduate: 3, Davion Mintz vs. ALABAMA, 2/19/22

Opener: 4, Lance Ware vs. HOWARD, 11/7/22

SEC Opener: 6, Tyler Ulis vs. OLE MISS, 1/2/16

***In some cases, the most recent occurrence is listed*

CALIPARI ERA ALL-TIME DOUBLE-DOUBLES

BAM ADEBAYO (8)

| Date | Opponent | P | R | A |
|----------|-----------------------|----|----|---|
| 11/13/16 | CANISIUS | 14 | 11 | |
| 11/25/16 | UT MARTIN | 15 | 12 | |
| 12/3/16 | UCLA | 18 | 13 | |
| 2/21/17 | at Missouri | 22 | 15 | |
| 2/25/17 | FLORIDA | 22 | 15 | |
| 3/10/17 | vs. Georgia | 13 | 10 | |
| 3/17/17 | vs. Northern Kentucky | 15 | 18 | |
| 3/19/17 | vs. Wichita State | 13 | 10 | |

BRANDON BOSTON JR. (1)

| Date | Opponent | P | R | A |
|----------|----------|----|----|---|
| 11/29/20 | RICHMOND | 20 | 10 | |

ISAIAH BRISCOE (6)

| Date | Opponent | P | R | A |
|----------|-----------------|----|----|----|
| 11/14/15 | NJIT | 11 | 12 | |
| 3/17/16 | vs. Stony Brook | 13 | 11 | |
| 12/29/16 | at Ole Miss | 19 | 10 | 11 |
| 1/24/17 | at Tennessee | 11 | 14 | |
| 1/31/17 | GEORGIA | 23 | 11 | |
| 2/11/17 | at Alabama | 11 | 11 | |

KEION BROOKS JR. (2)

| Date | Opponent | P | R | A |
|---------|--------------|----|----|---|
| 2/6/21 | TENNESSEE | 23 | 11 | |
| 2/20/21 | at Tennessee | 10 | 14 | |

WILLIE CAULEY-STEIN (11)

| Date | Opponent | P | R | A |
|----------|------------------|----|----|---|
| 12/4/12 | SAMFORD | 12 | 12 | |
| 1/2/13 | EASTERN MICHIGAN | 11 | 11 | |
| 3/2/13 | at Arkansas | 13 | 10 | |
| 3/7/13 | at Georgia | 10 | 11 | |
| 11/19/13 | UT ARLINGTON | 14 | 10 | |
| 2/4/14 | OLE MISS | 18 | 11 | |
| 2/27/14 | ARKANSAS | 16 | 13 | |
| 3/16/14 | vs. Florida | 10 | 11 | |
| 12/5/14 | TEXAS | 21 | 12 | |
| 12/10/14 | COLUMBIA | 10 | 10 | |
| 3/15/15 | vs. Arkansas | 15 | 10 | |

DEMARCUS COUSINS (20)

| Date | Opponent | P | R | A |
|----------|----------------------|----|----|---|
| 11/16/09 | Miami (Ohio) | 10 | 10 | |
| 11/19/09 | SAM HOUSTON STATE | 27 | 18 | |
| 11/30/09 | vs. UNC Asheville | 24 | 10 | |
| 12/9/09 | vs. UConn | 10 | 10 | |
| 12/21/09 | DREXEL | 18 | 13 | |
| 12/23/09 | LONG BEACH STATE | 15 | 10 | |
| 12/29/09 | HARTFORD | 19 | 12 | |
| 1/2/10 | LOUISVILLE | 18 | 18 | |
| 1/16/10 | at Auburn | 16 | 11 | |
| 1/23/10 | ARKANSAS | 16 | 14 | |
| 1/26/10 | at South Carolina | 27 | 12 | |
| 1/30/10 | VANDERBILT | 21 | 10 | |
| 2/2/10 | OLE MISS | 18 | 13 | |
| 2/6/10 | at LSU | 19 | 14 | |
| 2/9/10 | ALABAMA | 16 | 13 | |
| 2/16/10 | at Mississippi State | 19 | 14 | |

| | | | |
|---------|-----------------------|----|----|
| 2/25/10 | SOUTH CAROLINA | 19 | 11 |
| 2/27/10 | at Tennessee | 15 | 14 |
| 3/13/10 | vs. Tennessee | 19 | 15 |
| 3/14/10 | vs. Mississippi State | 10 | 10 |

ANTHONY DAVIS (20)

| Date | Opponent | P | R | A |
|----------|----------------------|----|----|---|
| 11/11/11 | MARIST | 23 | 10 | |
| 11/26/11 | PORTLAND | 13 | 12 | |
| 12/1/11 | ST. JOHN'S | 15 | 15 | |
| 12/17/11 | CHATTANOOGA | 14 | 18 | |
| 12/22/11 | LOYOLA | 15 | 11 | |
| 12/28/11 | LAMAR | 10 | 13 | |
| 12/31/11 | LOUISVILLE | 18 | 10 | |
| 1/3/12 | vs. Little Rock | 22 | 16 | |
| 1/7/12 | SOUTH CAROLINA | 12 | 10 | |
| 1/17/12 | ARKANSAS | 27 | 14 | |
| 1/28/12 | at LSU | 16 | 10 | |
| 2/21/12 | at Mississippi State | 13 | 11 | |
| 2/25/12 | VANDERBILT | 28 | 11 | |
| 3/4/12 | at Florida | 22 | 12 | |
| 3/9/12 | vs. LSU | 12 | 14 | |
| 3/10/12 | vs. Florida | 15 | 12 | |
| 3/11/12 | vs. Vanderbilt | 12 | 10 | |
| 3/17/12 | vs. Iowa State | 15 | 12 | |
| 3/25/12 | vs. Baylor | 18 | 11 | |
| 3/31/12 | vs. Louisville | 18 | 14 | |

HAMIDOU DIALLO (1)

| Date | Opponent | P | R | A |
|----------|----------|----|----|---|
| 12/31/17 | GEORGIA | 10 | 10 | |

DE'AARON FOX (4)

| Date | Opponent | P | R | A |
|----------|--------------------|----|----|----|
| 11/11/16 | STEPHEN F. AUSTIN | 12 | 12 | |
| 11/23/16 | CLEVELAND STATE | 16 | 11 | |
| 11/28/16 | vs. Arizona State | 14 | 11 | 10 |
| 12/17/16 | vs. North Carolina | 24 | 10 | |

WENYEN GABRIEL (2)

| Date | Opponent | P | R | A |
|----------|-----------------|----|----|---|
| 11/23/16 | CLEVELAND STATE | 10 | 10 | |
| 3/17/18 | vs. Buffalo | 16 | 12 | |

SHAI GILGEOUS-ALEXANDER (1)

| Date | Opponent | P | R | A |
|---------|----------|----|----|---|
| 2/28/18 | OLE MISS | 17 | 10 | |

ASHTON HAGANS (3)

| Date | Opponent | P | R | A |
|---------|---------------------|----|----|---|
| 3/16/19 | vs. Tennessee | 10 | 12 | |
| 12/7/19 | FAIRLEIGH DICKINSON | 11 | 11 | |
| 2/11/20 | at Vanderbilt | 11 | 10 | |

JOSH HARRELLSON (8)

| Date | Opponent | P | R | A |
|----------|---------------|----|----|---|
| 11/30/10 | BOSTON | 12 | 11 | |
| 12/11/10 | INDIANA | 14 | 12 | |
| 12/31/10 | at Louisville | 23 | 14 | |
| 1/3/11 | PENN | 12 | 11 | |
| 2/23/11 | at Arkansas | 12 | 14 | |



| | | | |
|---------|----------------|----|-----|
| 3/12/11 | vs. Alabama | 14 | 10 |
| 3/17/11 | vs. Princeton | 15 | 10 |
| 3/25/11 | vs. Ohio State | 17 | 104 |

TYLER HERRO (1)

| Date | Opponent | P | R | A |
|---------|-----------|----|----|---|
| 2/16/19 | TENNESSEE | 15 | 13 | |

ISAIHAH JACKSON (2)

| Date | Opponent | P | R | A |
|---------|----------------|----|----|---|
| 2/13/21 | AUBURN | 18 | 11 | |
| 3/6/21 | SOUTH CAROLINA | 13 | 10 | |

DAKARI JOHNSON (2)

| Date | Opponent | P | R | A |
|----------|----------------|----|----|---|
| 11/14/14 | GRAND CANYON | 10 | 13 | |
| 2/14/15 | SOUTH CAROLINA | 10 | 13 | |

KELDON JOHNSON (4)

| Date | Opponent | P | R | A |
|----------|----------------|----|----|---|
| 11/14/18 | NORTH DAKOTA | 12 | 10 | |
| 12/1/18 | UNC GREENSBORO | 13 | 11 | |
| 1/26/19 | KANSAS | 15 | 10 | |
| 3/31/19 | vs. Auburn | 14 | 10 | |

TERRENCE JONES (17)

| Date | Opponent | P | R | A |
|----------|----------------------|----|----|---|
| 11/12/10 | EAST TENNESSEE STATE | 25 | 12 | |
| 11/22/10 | vs. Oklahoma | 29 | 13 | |
| 11/23/10 | vs. Washington | 16 | 17 | |
| 11/30/10 | BOSTON | 18 | 10 | |
| 12/8/10 | vs. Notre Dame | 27 | 17 | |
| 1/8/11 | at Georgia | 24 | 10 | |
| 2/1/11 | at Ole Miss | 22 | 12 | |
| 2/8/11 | TENNESSEE | 10 | 11 | |
| 2/15/11 | MISSISSIPPI STATE | 17 | 10 | |
| 2/19/11 | SOUTH CAROLINA | 19 | 12 | |
| 3/6/11 | at Tennessee | 15 | 12 | |
| 3/19/11 | vs. West Virginia | 12 | 10 | |
| 4/2/11 | vs. UConn | 11 | 15 | |
| 2/18/12 | OLE MISS | 15 | 11 | |
| 3/9/12 | vs. LSU | 15 | 11 | |
| 3/11/12 | vs. Vanderbilt | 12 | 11 | |
| 3/15/12 | vs. Western Kentucky | 22 | 10 | |

MICHAEL KIDD-GILCHRIST (7)

| Date | Opponent | P | R | A |
|----------|----------------------|----|----|---|
| 12/3/11 | NORTH CAROLINA | 17 | 11 | |
| 12/31/11 | LOUISVILLE | 24 | 19 | |
| 1/14/12 | at Tennessee | 17 | 12 | |
| 1/24/12 | at Georgia | 14 | 11 | |
| 2/7/12 | FLORIDA | 13 | 13 | |
| 2/21/12 | at Mississippi State | 18 | 10 | |
| 3/23/12 | vs. Indiana | 24 | 10 | |

KEVIN KNOX (2)

| Date | Opponent | P | R | A |
|----------|----------------------|----|----|---|
| 11/17/17 | EAST TENNESSEE STATE | 17 | 10 | |
| 1/3/18 | at LSU | 16 | 11 | |

MARCUS LEE (4)

| Date | Opponent | P | R | A |
|----------|----------------|----|----|---|
| 11/17/15 | vs. Duke | 10 | 10 | |
| 11/30/15 | ILLINOIS STATE | 13 | 12 | |

| | | | | |
|---------|-------------------|----|----|--|
| 2/13/16 | at South Carolina | 11 | 13 | |
| 3/5/16 | LSU | 12 | 10 | |

CHRIS LIVINGSTON (2)

| Date | Opponent | P | R | A |
|---------|------------|----|----|---|
| 2/18/23 | TENNESSEE | 12 | 10 | |
| 2/22/23 | at Florida | 10 | 15 | |

TREY LYLES (2)

| Date | Opponent | P | R | A |
|---------|------------------|----|----|---|
| 12/7/14 | EASTERN KENTUCKY | 10 | 10 | |
| 3/21/15 | vs. Cincinnati | 11 | 11 | |

EJ MONTGOMERY (1)

| Date | Opponent | P | R | A |
|--------|----------------|----|----|---|
| 2/5/19 | SOUTH CAROLINA | 11 | 13 | |

NERLENS NOEL (5)

| Date | Opponent | P | R | A |
|----------|----------------|----|----|---|
| 12/22/12 | MARSHALL | 11 | 10 | |
| 1/12/13 | TEXAS A&M | 15 | 11 | |
| 2/2/13 | at Texas A&M | 19 | 14 | |
| 2/5/13 | SOUTH CAROLINA | 10 | 10 | |
| 2/9/13 | AUBURN | 10 | 12 | |

PATRICK PATTERSON (9)

| Date | Opponent | P | R | A |
|----------|----------------------|----|----|---|
| 11/13/09 | MOREHEAD STATE | 20 | 12 | |
| 11/16/09 | MIAMI (Ohio) | 17 | 10 | |
| 11/21/09 | RIDER | 19 | 18 | |
| 11/25/09 | vs. Stanford | 12 | 11 | |
| 12/12/09 | at Indiana | 19 | 11 | |
| 12/23/09 | LONG BEACH STATE | 15 | 11 | |
| 2/16/10 | at Mississippi State | 19 | 10 | |
| 2/20/10 | at Vanderbilt | 13 | 13 | |
| 3/3/10 | at Georgia | 17 | 10 | |

ALEX POYTHRESS (6)

| Date | Opponent | P | R | A |
|----------|------------------|----|----|---|
| 11/8/13 | UNC ASHEVILLE | 10 | 13 | |
| 1/26/13 | LSU | 20 | 12 | |
| 11/20/15 | WRIGHT STATE | 10 | 10 | |
| 11/24/15 | BOSTON | 14 | 10 | |
| 12/9/15 | EASTERN KENTUCKY | 21 | 13 | |
| 3/1/16 | at Florida | 12 | 10 | |

IMMANUEL QUICKLEY (2)

| Date | Opponent | P | R | A |
|---------|-------------|----|----|---|
| 1/28/20 | at Arkansas | 13 | 10 | |
| 2/29/20 | AUBURN | 18 | 12 | |

JULIUS RANDLE (24)

| Date | Opponent | P | R | A |
|----------|--------------------|----|----|---|
| 11/8/13 | UNC ASHEVILLE | 23 | 16 | |
| 11/10/13 | NORTHERN KENTUCKY | 22 | 14 | |
| 11/12/13 | vs. Michigan State | 27 | 13 | |
| 11/17/13 | ROBERT MORRIS | 10 | 15 | |
| 11/19/13 | UT ARLINGTON | 22 | 10 | |
| 11/25/13 | CLEVELAND STATE | 15 | 15 | |
| 11/27/13 | EASTERN MICHIGAN | 14 | 10 | |
| 12/10/13 | BOISE STATE | 17 | 11 | |
| 12/21/13 | BELMONT | 29 | 10 | |
| 1/14/14 | at Arkansas | 20 | 14 | |
| 1/21/14 | TEXAS A&M | 13 | 11 | |

| | | | | |
|---------|-------------------|----|----|--|
| 2/12/14 | at Auburn | 12 | 12 | |
| 2/15/14 | FLORIDA | 13 | 13 | |
| 2/18/14 | at Ole Miss | 25 | 13 | |
| 2/27/14 | ARKANSAS | 14 | 10 | |
| 3/1/14 | at South Carolina | 10 | 15 | |
| 3/4/14 | ALABAMA | 12 | 11 | |
| 3/8/14 | at Florida | 16 | 10 | |
| 3/14/14 | vs. LSU | 17 | 16 | |
| 3/15/14 | vs. Georgia | 12 | 11 | |
| 3/21/14 | vs. Kansas State | 19 | 15 | |
| 3/23/14 | vs. Wichita State | 13 | 10 | |
| 3/28/14 | vs. Louisville | 15 | 12 | |
| 3/30/14 | vs. Michigan | 16 | 11 | |

NICK RICHARDS (11)

| Date | Opponent | P | R | A |
|----------|-------------------|----|----|---|
| 11/22/17 | FORT WAYNE | 25 | 15 | |
| 11/8/19 | EASTERN KENTUCKY | 21 | 10 | |
| 11/18/19 | UTAH VALLEY | 21 | 10 | |
| 11/24/19 | LAMAR | 10 | 13 | |
| 12/14/19 | GEORGIA TECH | 12 | 10 | |
| 12/28/19 | LOUISVILLE | 13 | 10 | |
| 1/4/20 | MISSOURI | 21 | 12 | |
| 1/11/20 | ALABAMA | 13 | 11 | |
| 1/25/20 | at Texas Tech | 25 | 14 | |
| 1/29/20 | VANDERBILT | 15 | 11 | |
| 2/4/20 | MISSISSIPPI STATE | 27 | 11 | |

OLIVIER SARR (3)

| Date | Opponent | P | R | A |
|----------|----------------------|----|----|---|
| 11/29/20 | RICHMOND | 17 | 11 | |
| 1/2/21 | at Mississippi State | 14 | 12 | |
| 2/9/21 | ARKANSAS | 13 | 10 | |

NATE SESTINA (1)

| Date | Opponent | P | R | A |
|---------|------------------|----|----|---|
| 11/8/19 | EASTERN KENTUCKY | 12 | 11 | |

MARQUIS TEAGUE (1)

| Date | Opponent | P | R | A |
|--------|----------|----|----|---|
| 2/7/12 | FLORIDA | 12 | 10 | |

JACOB TOPPIN (8)

| Date | Opponent | P | R | A |
|----------|----------------|----|----|---|
| 11/7/22 | HOWARD | 15 | 11 | |
| 11/23/22 | NORTH FLORIDA | 20 | 10 | |
| 1/17/23 | GEORGIA | 11 | 11 | |
| 1/24/23 | at Vanderbilt | 12 | 10 | |
| 2/4/23 | FLORIDA | 17 | 10 | |
| 2/22/23 | at Florida | 19 | 11 | |
| 2/25/23 | AUBURN | 13 | 12 | |
| 3/10/23 | vs. Vanderbilt | 21 | 11 | |

KARL-ANTHONY TOWNS (8)

| Date | Opponent | P | R | A |
|----------|----------------------|----|----|---|
| 11/25/14 | UT ARLINGTON | 13 | 11 | |
| 1/13/15 | MISSOURI | 12 | 10 | |
| 2/3/15 | GEORGIA | 15 | 13 | |
| 2/10/15 | at LSU | 12 | 13 | |
| 2/21/15 | AUBURN | 19 | 10 | |
| 2/25/15 | at Mississippi State | 12 | 10 | |
| 3/13/15 | vs. Florida | 13 | 12 | |
| 3/19/15 | vs. Hampton | 21 | 11 | |

REID TRAVIS (3)

| Date | Opponent | P | R | A |
|---------|----------------|----|----|---|
| 12/1/18 | UNC GREENSBORO | 22 | 12 | |
| 1/26/19 | KANSAS | 18 | 12 | |
| 3/23/19 | vs. Wofford | 14 | 11 | |

OSCAR TSHIEBWE (48)

| Date | Opponent | P | R | A |
|----------|----------------------|----|----|---|
| 11/9/21 | vs. Duke | 17 | 20 | |
| 11/12/21 | ROBERT MORRIS | 14 | 20 | |
| 11/16/21 | MOUNT ST. MARY'S | 24 | 16 | |
| 11/22/21 | ALBANY | 12 | 14 | |
| 11/26/21 | NORTH FLORIDA | 12 | 16 | |
| 11/29/21 | CENTRAL MICHIGAN | 20 | 16 | |
| 12/7/21 | SOUTHERN | 23 | 11 | |
| 12/18/21 | vs. North Carolina | 16 | 12 | |
| 12/22/21 | WKU | 14 | 28 | |
| 12/29/21 | MISSOURI | 13 | 20 | |
| 1/8/22 | GEORGIA | 29 | 17 | |
| 1/11/22 | at Vanderbilt | 30 | 13 | |
| 1/22/22 | at Auburn | 16 | 14 | |
| 1/25/22 | MISSISSIPPI STATE | 21 | 22 | |
| 1/29/22 | at Kansas | 17 | 14 | |
| 2/2/22 | VANDERBILT | 11 | 17 | |
| 2/5/22 | at Alabama | 10 | 15 | |
| 2/8/22 | at South Carolina | 18 | 14 | |
| 2/12/22 | FLORIDA | 27 | 19 | |
| 2/15/22 | at Tennessee | 13 | 15 | |
| 2/19/22 | ALABAMA | 21 | 14 | |
| 2/23/22 | LSU | 17 | 16 | |
| 2/26/22 | at Arkansas | 30 | 18 | |
| 3/1/22 | OLE MISS | 18 | 15 | |
| 3/5/22 | at Florida | 27 | 14 | |
| 3/11/22 | vs. Vanderbilt | 12 | 14 | |
| 3/12/22 | vs. Tennessee | 13 | 11 | |
| 3/17/22 | vs. Saint Peter's | 30 | 16 | |
| 11/15/22 | vs. Michigan State | 22 | 18 | |
| 11/20/22 | at Gonzaga | 20 | 15 | |
| 11/23/22 | NORTH FLORIDA | 16 | 15 | |
| 12/4/22 | vs. Michigan | 13 | 14 | |
| 12/10/22 | YALE | 28 | 12 | |
| 12/28/22 | at Missouri | 23 | 19 | |
| 12/31/22 | LOUISVILLE | 24 | 14 | |
| 1/3/23 | LSU | 19 | 16 | |
| 1/10/23 | SOUTH CAROLINA | 19 | 12 | |
| 1/14/23 | at Tennessee | 15 | 13 | |
| 1/17/23 | GEORGIA | 37 | 24 | |
| 1/24/23 | at Vanderbilt | 15 | 13 | |
| 1/31/23 | at Ole Miss | 14 | 11 | |
| 2/11/23 | at Georgia | 20 | 14 | |
| 2/15/23 | at Mississippi State | 18 | 11 | |
| 2/25/23 | AUBURN | 22 | 17 | |
| 3/1/23 | VANDERBILT | 21 | 20 | |
| 3/4/23 | at Arkansas | 12 | 13 | |
| 3/10/23 | vs. Vanderbilt | 19 | 15 | |
| 3/19/23 | vs. Kansas State | 25 | 18 | |

TYLER ULIS (8)

| Date | Opponent | P | R | A |
|---------|-------------------|----|----|---|
| 1/2/16 | OLE MISS | 20 | 10 | |
| 1/16/16 | at Auburn | 17 | 10 | |
| 2/6/16 | FLORIDA | 18 | 11 | |
| 2/13/16 | at South Carolina | 27 | 12 | |
| 2/20/16 | at Texas A&M | 22 | 11 | |



| | | | |
|---------|------------|----|----|
| 2/23/16 | ALABAMA | 19 | 10 |
| 3/1/16 | at Florida | 19 | 11 |
| 3/5/16 | LSU | 14 | 14 |

JARRED VANDERBILT (1)

| Date | Opponent | P | R | A |
|---------|----------|----|----|---|
| 2/24/18 | MISSOURI | 21 | 15 | |

JOHN WALL (5)

| Date | Opponent | P | R | A |
|----------|--------------------------|----|----|----|
| 11/21/09 | RIDER | 21 | | 11 |
| 11/30/09 | vs. UNC Asheville | 12 | | 14 |
| 2/9/10 | ALABAMA | 22 | 10 | |
| 2/16/10 | at Mississippi State | 18 | 10 | |
| 3/18/10 | vs. East Tennessee State | 17 | | 11 |

PJ WASHINGTON (12)

| Date | Opponent | P | R | A |
|----------|--------------------|----|----|---|
| 11/12/17 | VERMONT | 17 | 10 | |
| 2/20/18 | at Arkansas | 13 | 10 | |
| 3/22/18 | vs. Kansas State | 18 | 15 | |
| 11/18/18 | VMI | 19 | 18 | |
| 11/21/18 | WINTHROP | 19 | 11 | |
| 12/8/18 | vs. Seton Hall | 29 | 12 | |
| 12/22/18 | vs. North Carolina | 11 | 10 | |
| 1/26/19 | KANSAS | 20 | 13 | |
| 1/29/19 | at Vanderbilt | 26 | 12 | |
| 2/2/19 | at Florida | 15 | 12 | |
| 3/15/19 | vs. Alabama | 10 | 12 | |
| 3/31/19 | vs. Auburn | 28 | 13 | |

TYTY WASHINGTON JR. (2)

| Date | Opponent | P | R | A |
|----------|----------|----|----|----|
| 11/19/21 | OHIO | 20 | 12 | |
| 1/8/22 | GEORGIA | 17 | | 17 |

DEREK WILLIS (2)

| Date | Opponent | P | R | A |
|---------|-----------|----|----|---|
| 1/16/16 | at Auburn | 12 | 12 | |
| 1/27/16 | MISSOURI | 18 | 12 | |

KYLE WILTJER (1)

| Date | Opponent | P | R | A |
|----------|----------|----|----|---|
| 12/15/12 | LIPSCOMB | 23 | 12 | |

SAHVIR WHEELER (3)

| Date | Opponent | P | R | A |
|----------|---------------|----|---|----|
| 11/9/21 | vs. Duke | 16 | | 10 |
| 11/26/21 | NORTH FLORIDA | 12 | | 14 |
| 11/11/22 | DUQUESNE | 11 | | 11 |

JAMES YOUNG (2)

| Date | Opponent | P | R | A |
|----------|-------------------|----|----|---|
| 12/28/13 | LOUISVILLE | 18 | 10 | |
| 1/8/14 | MISSISSIPPI STATE | 26 | 10 | |

CALIPARI ERA INDIVIDUAL SEASON RECORDS**POINTS**

| Rk. | Player | Pts. | Year |
|-----|-------------------------|------|------|
| 1. | Malik Monk | 754 | 2017 |
| 2. | Jamal Murray | 720 | 2016 |
| 3. | Brandon Knight | 657 | 2011 |
| 4. | John Wall | 616 | 2010 |
| 5. | Tyler Ulis | 606 | 2016 |
| 6. | De'Aaron Fox | 601 | 2017 |
| 7. | Julius Randle | 599 | 2014 |
| 8. | Terrence Jones | 595 | 2011 |
| 9. | Oscar Tshiebwe | 590 | 2022 |
| 10. | Kevin Knox | 576 | 2018 |
| 11. | DeMarcus Cousins | 575 | 2010 |
| 12. | James Young | 573 | 2014 |
| 13. | Anthony Davis | 567 | 2012 |
| 14. | Aaron Harrison | 549 | 2014 |
| | Doron Lamb | 549 | 2012 |
| 16. | Patrick Patterson | 544 | 2010 |
| 17. | Shai Gilgeous-Alexander | 532 | 2018 |
| 18. | PJ Washington | 531 | 2019 |
| 19. | Oscar Tshiebwe | 527 | 2023 |
| 20. | Tyler Herro | 519 | 2019 |

SCORING AVERAGE

| Rk. | Player | Avg. | Year |
|-----|-------------------------|------|------|
| 1. | Jamal Murray | 20.0 | 2016 |
| 2. | Malik Monk | 19.8 | 2017 |
| 3. | Oscar Tshiebwe | 17.4 | 2022 |
| 4. | Tyler Ulis | 17.3 | 2016 |
| | Brandon Knight | 17.3 | 2011 |
| 6. | De'Aaron Fox | 16.7 | 2017 |
| 7. | John Wall | 16.6 | 2010 |
| 8. | Oscar Tshiebwe | 16.5 | 2023 |
| 9. | Immanuel Quickley | 16.1 | 2020 |
| 10. | Terrence Jones | 15.7 | 2011 |
| 11. | Kevin Knox | 15.6 | 2018 |
| 12. | PJ Washington | 15.2 | 2019 |
| 13. | DeMarcus Cousins | 15.1 | 2010 |
| 14. | Julius Randle | 15.0 | 2014 |
| 15. | Shai Gilgeous-Alexander | 14.4 | 2018 |
| | Antonio Reeves | 14.4 | 2023 |

REBOUNDS

| Rk. | Player | Rebs. | Year |
|-----|------------------------|-------|------|
| 1. | Oscar Tshiebwe | 515 | 2022 |
| 2. | Oscar Tshiebwe | 437 | 2023 |
| 3. | Julius Randle | 417 | 2014 |
| 4. | Anthony Davis | 415 | 2012 |
| 5. | DeMarcus Cousins | 376 | 2010 |
| 6. | Terrence Jones | 336 | 2011 |
| 7. | Josh Harrellson | 329 | 2011 |
| 8. | Bam Adebayo | 304 | 2017 |
| 9. | Michael Kidd-Gilchrist | 297 | 2012 |
| 10. | Patrick Patterson | 283 | 2010 |
| 11. | Terrence Jones | 272 | 2012 |
| 12. | PJ Washington | 264 | 2019 |
| 13. | Karl-Anthony Towns | 261 | 2015 |
| 14. | Willie Cauley-Stein | 251 | 2015 |
| 15. | Nick Richards | 241 | 2020 |

REBOUNDING AVERAGE

| Rk. | Player | Avg. | Year |
|-----|-------------------|------|------|
| 1. | Oscar Tshiebwe | 15.1 | 2022 |
| 2. | Oscar Tshiebwe | 13.7 | 2023 |
| 3. | Julius Randle | 10.4 | 2014 |
| | Anthony Davis | 10.4 | 2012 |
| 5. | DeMarcus Cousins | 9.9 | 2010 |
| 6. | Nerlens Noel | 9.5 | 2013 |
| 7. | Terrence Jones | 8.8 | 2011 |
| 8. | Josh Harrellson | 8.7 | 2011 |
| 9. | Bam Adebayo | 8.0 | 2017 |
| 10. | Jarred Vanderbilt | 7.9 | 2018 |

FIELD GOALS

| Rk. | Player | FGs | Year |
|-----|-------------------|-----|------|
| 1. | Malik Monk | 251 | 2017 |
| 2. | Jamal Murray | 244 | 2016 |
| 3. | Oscar Tshiebwe | 238 | 2022 |
| 4. | Brandon Knight | 217 | 2011 |
| 5. | Patrick Patterson | 215 | 2010 |
| 6. | De'Aaron Fox | 214 | 2017 |
| 7. | Anthony Davis | 210 | 2012 |
| 8. | Terrence Jones | 206 | 2011 |
| | DeMarcus Cousins | 206 | 2010 |
| 10. | John Wall | 202 | 2010 |

FIELD-GOAL PERCENTAGE

| Rk. | Player | Pct. | Year |
|-----|---------------------|------|------|
| 1. | Marcus Lee | .680 | 2016 |
| 2. | Nick Richards | .644 | 2020 |
| 3. | Anthony Davis | .623 | 2012 |
| 4. | Willie Cauley-Stein | .621 | 2013 |
| 5. | Nick Richards | .616 | 2018 |
| 6. | Josh Harrellson | .611 | 2011 |
| 7. | Oscar Tshiebwe | .606 | 2022 |
| 8. | Alex Poythress | .601 | 2016 |
| 9. | Bam Adebayo | .599 | 2017 |
| 10. | Willie Cauley-Stein | .596 | 2014 |

*min. 100 attempts***3-POINT FIELD GOALS**

| Rk. | Player | FGs | Year |
|-----|-------------------|-----|------|
| 1. | Jamal Murray | 113 | 2016 |
| 2. | Malik Monk | 104 | 2017 |
| 3. | Kellan Grady | 88 | 2022 |
| 4. | Brandon Knight | 87 | 2011 |
| 5. | James Young | 82 | 2014 |
| 6. | Antonio Reeves | 80 | 2023 |
| 7. | Doron Lamb | 76 | 2012 |
| 8. | Doron Lamb | 68 | 2011 |
| 9. | Julius Mays | 65 | 2013 |
| 10. | Aaron Harrison | 62 | 2014 |
| | Immanuel Quickley | 62 | 2020 |

3-POINT FIELD-GOAL PERCENTAGE

| Rk. | Player | Pct. | Year |
|-----|---------------|------|------|
| 1. | Doron Lamb | .486 | 2011 |
| 2. | Doron Lamb | .466 | 2012 |
| 3. | Darius Miller | .443 | 2011 |
| 4. | Derek Willis | .442 | 2016 |
| 5. | Kyle Wiltjer | .432 | 2012 |

| | | | |
|-----|-------------------|------|------|
| 6. | Tyler Ulis | .429 | 2015 |
| 7. | Immanuel Quickley | .428 | 2020 |
| 8. | PJ Washington | .423 | 2019 |
| 9. | Kellan Grady | .417 | 2022 |
| 10. | Devin Booker | .411 | 2015 |

min. 50 attempts

FREE THROWS

| Rk. | Player | FTs | Year |
|-----|-------------------------|-----|------|
| 1. | Julius Randle | 204 | 2014 |
| 2. | John Wall | 175 | 2010 |
| 3. | Tyler Ulis | 167 | 2016 |
| 4. | DeMarcus Cousins | 162 | 2010 |
| 5. | Andrew Harrison | 159 | 2014 |
| 6. | Terrence Jones | 157 | 2011 |
| 7. | De'Aaron Fox | 156 | 2017 |
| 8. | Bam Adebayo | 154 | 2017 |
| 9. | Malik Monk | 148 | 2017 |
| 10. | Anthony Davis | 144 | 2012 |
| | Immanuel Quickley | 144 | 2020 |
| 12. | Shai Gilgeous-Alexander | 143 | 2018 |
| | Michael Kidd-Gilchrist | 143 | 2012 |
| 14. | Aaron Harrison | 139 | 2014 |
| 15. | Oscar Tshiebwe | 137 | 2023 |

FREE-THROW PERCENTAGE

| Rk. | Player | Pct. | Year |
|-----|-------------------|------|------|
| 1. | Tyler Herro | .935 | 2019 |
| 2. | Immanuel Quickley | .923 | 2020 |
| 3. | Tyler Ulis | .856 | 2016 |
| 4. | Darius Miller | .853 | 2011 |
| 5. | Julius Mays | .846 | 2013 |
| 6. | Tyrese Maxey | .833 | 2020 |
| 7. | Dominique Hawkins | .830 | 2017 |
| 8. | Devin Booker | .828 | 2015 |
| | Immanuel Quickley | .828 | 2019 |
| 10. | Doron Lamb | .826 | 2012 |

min. 50 attempts

ASSISTS

| Rk. | Player | Assts. | Year |
|-----|-------------------------|--------|------|
| 1. | Tyler Ulis | 246 | 2016 |
| 2. | John Wall | 241 | 2010 |
| 3. | Sahvir Wheeler | 207 | 2022 |
| 4. | Ashton Hagans | 191 | 2020 |
| | Marquis Teague | 191 | 2012 |
| 6. | Shai Gilgeous-Alexander | 189 | 2018 |
| 7. | De'Aaron Fox | 165 | 2017 |
| 8. | Ashton Hagans | 160 | 2019 |
| 9. | Andrew Harrison | 159 | 2014 |
| | Brandon Knight | 159 | 2011 |

ASSISTS PER GAME

| Rk. | Player | Avg. | Year |
|-----|-------------------------|-------|------|
| 1. | Tyler Ulis | 7.029 | 2016 |
| 2. | Sahvir Wheeler | 6.900 | 2022 |
| 3. | John Wall | 6.514 | 2010 |
| 4. | Ashton Hagans | 6.367 | 2020 |
| 5. | Sahvir Wheeler | 5.571 | 2023 |
| 6. | Shai Gilgeous-Alexander | 5.108 | 2018 |
| 7. | Marquis Teague | 4.775 | 2012 |
| 8. | De'Aaron Fox | 4.583 | 2017 |
| 9. | Ashton Hagans | 4.324 | 2019 |
| 10. | Cason Wallace | 4.250 | 2023 |

min. 15 games

ASSIST-TO-TURNOVER RATIO

| Rk. | Player | Ratio | Year |
|-----|---------------------|-------|------|
| 1. | Tyler Ulis | 3.565 | 2016 |
| 2. | Dominique Hawkins | 3.556 | 2017 |
| 3. | Tyler Ulis | 3.553 | 2015 |
| 4. | Sahvir Wheeler | 3.000 | 2023 |
| 5. | CJ Fredrick | 2.929 | 2023 |
| 6. | Julius Mays | 2.500 | 2013 |
| 7. | TyTy Washington Jr. | 2.353 | 2022 |
| 8. | Sahvir Wheeler | 2.275 | 2022 |
| 9. | Andrew Harrison | 2.172 | 2015 |
| 10. | Cason Wallace | 2.030 | 2023 |

min. 40 assists

STEALS

| Rk. | Player | Stls. | Year |
|-----|-------------------------|-------|------|
| 1. | John Wall | 66 | 2010 |
| 2. | Cason Wallace | 63 | 2023 |
| 3. | Shai Gilgeous-Alexander | 61 | 2018 |
| | Ashton Hagans | 61 | 2019 |
| 5. | Oscar Tshiebwe | 60 | 2022 |
| 6. | Ashton Hagans | 58 | 2020 |
| 7. | Anthony Davis | 54 | 2012 |
| 8. | De'Aaron Fox | 53 | 2017 |
| 9. | Eric Bledsoe | 52 | 2010 |
| | Oscar Tshiebwe | 52 | 2023 |
| 11. | Tyler Ulis | 51 | 2016 |
| 12. | Nerlens Noel | 50 | 2013 |
| 13. | Terrence Jones | 49 | 2012 |
| 14. | Willie Cauley-Stein | 47 | 2015 |
| 15. | DeAndre Liggins | 46 | 2011 |

STEALS PER GAME

| Rk. | Player | Avg. | Year |
|-----|-------------------------|-------|------|
| 1. | Nerlens Noel | 2.083 | 2013 |
| 2. | Cason Wallace | 1.969 | 2023 |
| 3. | Ashton Hagans | 1.933 | 2020 |
| 4. | John Wall | 1.784 | 2010 |
| 5. | Oscar Tshiebwe | 1.765 | 2022 |
| 6. | Shai Gilgeous-Alexander | 1.649 | 2018 |
| | Ashton Hagans | 1.649 | 2019 |
| 8. | Oscar Tshiebwe | 1.625 | 2023 |
| 9. | De'Aaron Fox | 1.472 | 2017 |
| 10. | Tyler Ulis | 1.457 | 2016 |

min. 30 steals

BLOCKED SHOTS

| Rk. | Player | Blks. | Year |
|-----|---------------------|-------|------|
| 1. | Anthony Davis | 186 | 2012 |
| 2. | Willie Cauley-Stein | 106 | 2014 |
| | Nerlens Noel | 106 | 2013 |
| 4. | Karl-Anthony Towns | 88 | 2015 |
| 5. | Terrence Jones | 72 | 2011 |
| 6. | Terrence Jones | 68 | 2012 |
| 7. | Willie Cauley-Stein | 67 | 2015 |
| | DeMarcus Cousins | 67 | 2010 |
| 9. | Nick Richards | 66 | 2020 |
| 10. | Isaiah Jackson | 65 | 2021 |
| 11. | Willie Cauley-Stein | 60 | 2013 |
| 12. | Skal Labissiere | 59 | 2016 |
| | Marcus Lee | 59 | 2016 |
| 14. | Bam Adebayo | 57 | 2017 |
| | Josh Harrellson | 57 | 2011 |

BLOCKED SHOTS PER GAME

| Rk. | Player | Avg. | Year |
|-----|---------------------|-------|------|
| 1. | Anthony Davis | 4.650 | 2012 |
| 2. | Nerlens Noel | 4.167 | 2013 |
| 3. | Willie Cauley-Stein | 2.865 | 2014 |
| 4. | Isaiah Jackson | 2.600 | 2021 |
| 5. | Karl-Anthony Towns | 2.256 | 2015 |
| 6. | Nick Richards | 2.129 | 2020 |
| 7. | Willie Cauley-Stein | 2.069 | 2013 |
| 8. | Terrence Jones | 1.895 | 2011 |
| 9. | Terrence Jones | 1.789 | 2012 |
| 10. | DeMarcus Cousins | 1.763 | 2010 |

min. 30 blocks

MINUTES PLAYED

| Rk. | Player | Mins. | Year |
|-----|-------------------------|-------|------|
| 1. | Brandon Knight | 1363 | 2011 |
| 2. | Aaron Harrison | 1303 | 2014 |
| | Marquis Teague | 1303 | 2012 |
| 4. | James Young | 1296 | 2014 |
| 5. | Tyler Ulis | 1288 | 2016 |
| | John Wall | 1288 | 2010 |
| 7. | Anthony Davis | 1281 | 2012 |
| 8. | Jamal Murray | 1267 | 2016 |
| | Andrew Harrison | 1267 | 2014 |
| 10. | Patrick Patterson | 1255 | 2010 |
| 11. | Doron Lamb | 1249 | 2012 |
| 12. | Shai Gilgeous-Alexander | 1248 | 2018 |
| 13. | Michael Kidd-Gilchrist | 1245 | 2012 |
| 14. | Julius Randle | 1233 | 2014 |
| 15. | Malik Monk | 1218 | 2017 |

DOUBLE-FIGURE SCORING GAMES

| Rk. | Player | No. | Year |
|-----|------------------|-----|------|
| 1. | Malik Monk | 36 | 2017 |
| 2. | Jamal Murray | 35 | 2016 |
| | Julius Randle | 35 | 2014 |
| | Brandon Knight | 35 | 2011 |
| 5. | John Wall | 34 | 2010 |
| 6. | Anthony Davis | 32 | 2012 |
| | De'Aaron Fox | 32 | 2017 |
| | Terrence Jones | 32 | 2011 |
| 9. | Bam Adebayo | 31 | 2017 |
| | DeMarcus Cousins | 31 | 2010 |

20-POINT SCORING GAMES

| Rk. | Player | No. | Year |
|-----|----------------|-----|------|
| 1. | Malik Monk | 19 | 2017 |
| 2. | Jamal Murray | 18 | 2016 |
| 3. | Tyler Ulis | 15 | 2016 |
| 4. | Brandon Knight | 14 | 2011 |
| 5. | Oscar Tshiebwe | 12 | 2023 |
| | Oscar Tshiebwe | 12 | 2022 |
| 7. | Antonio Reeves | 11 | 2023 |
| | PJ Washington | 11 | 2019 |
| 9. | De'Aaron Fox | 10 | 2017 |
| | Kevin Knox | 10 | 2018 |

DOUBLE-FIGURE REBOUNDING GAMES

| Rk. | Player | No. | Year |
|-----|--------------------|-----|------|
| 1. | Oscar Tshiebwe | 32 | 2022 |
| 2. | Oscar Tshiebwe | 28 | 2023 |
| 3. | Julius Randle | 27 | 2014 |
| 4. | Anthony Davis | 23 | 2012 |
| 5. | DeMarcus Cousins | 21 | 2010 |
| 6. | Josh Harrellson | 16 | 2011 |
| 7. | Terrence Jones | 13 | 2011 |
| 8. | Patrick Patterson | 11 | 2010 |
| 9. | Nick Richards | 10 | 2020 |
| | Karl-Anthony Towns | 10 | 2015 |

GAMES WITH 5+ ASSISTS

| Rk. | Player | No. | Year |
|-----|-------------------------|-----|------|
| 1. | Tyler Ulis | 31 | 2016 |
| 2. | John Wall | 29 | 2010 |
| 3. | Sahvir Wheeler | 24 | 2022 |
| 4. | Ashton Hagans | 22 | 2020 |
| 5. | Shai Gilgeous-Alexander | 21 | 2018 |
| 6. | Marquis Teague | 20 | 2012 |
| 7. | De'Aaron Fox | 17 | 2017 |
| 8. | Cason Wallace | 15 | 2023 |
| 9. | Isaiah Briscoe | 14 | 2017 |
| | Andrew Harrison | 14 | 2014 |
| | Brandon Knight | 14 | 2011 |

GAMES WITH 3+ 3-POINTERS

| Rk. | Player | No. | Year |
|-----|----------------|-----|------|
| 1. | Jamal Murray | 20 | 2016 |
| 2. | Malik Monk | 18 | 2017 |
| 3. | Brandon Knight | 16 | 2011 |
| 4. | Kellan Grady | 15 | 2022 |
| | Antonio Reeves | 15 | 2023 |
| | James Young | 15 | 2014 |
| 7. | Doron Lamb | 11 | 2012 |
| | Darius Miller | 11 | 2012 |
| 9. | Julius Mays | 10 | 2013 |
| 10. | Devin Booker | 9 | 2015 |
| | Aaron Harrison | 9 | 2014 |
| | Tyler Herro | 9 | 2019 |
| | Doron Lamb | 9 | 2011 |
| | Davion Mintz | 9 | 2021 |

CALIPARI ERA INDIVIDUAL SEASON MILESTONES
450 POINTS/225 REBOUNDS

| Player | Year | Pts | Reb |
|------------------------|------|-----|-----|
| Oscar Tshiebwe | 2023 | 527 | 437 |
| Oscar Tshiebwe | 2022 | 590 | 515 |
| PJ Washington | 2019 | 531 | 264 |
| Bam Adebayo | 2017 | 481 | 297 |
| Julius Randle | 2014 | 599 | 417 |
| Anthony Davis | 2012 | 567 | 415 |
| Terrence Jones | 2012 | 469 | 272 |
| Michael Kidd-Gilchrist | 2012 | 476 | 297 |
| Terrence Jones | 2011 | 595 | 336 |
| DeMarcus Cousins | 2010 | 575 | 376 |
| Patrick Patterson | 2010 | 544 | 283 |

300 POINTS/100 ASSISTS

| Player | Year | Pts | Asst |
|-------------------------|------|-----|------|
| Cason Wallace | 2023 | 375 | 136 |
| Sahvir Wheeler | 2022 | 302 | 207 |
| TyTy Washington Jr. | 2022 | 388 | 120 |
| Ashton Hagans | 2020 | 345 | 191 |
| Shai Gilgeous-Alexander | 2018 | 532 | 189 |
| De'Aaron Fox | 2017 | 588 | 162 |
| Isaiah Briscoe | 2017 | 430 | 143 |
| Isaiah Briscoe | 2016 | 326 | 107 |
| Tyler Ulis | 2016 | 606 | 246 |
| Andrew Harrison | 2015 | 364 | 139 |
| Andrew Harrison | 2014 | 434 | 159 |
| Marquis Teague | 2012 | 401 | 191 |
| Brandon Knight | 2011 | 657 | 159 |
| Eric Bledsoe | 2010 | 419 | 107 |
| John Wall | 2010 | 616 | 241 |

300 POINTS/100 REBOUNDS/75 ASSISTS

| Player | Year | Pts | Reb | Asst |
|-------------------------|------|-----|-----|------|
| Cason Wallace | 2023 | 375 | 119 | 136 |
| TyTy Washington Jr. | 2022 | 388 | 107 | 120 |
| Ashton Hagans | 2020 | 345 | 117 | 191 |
| Tyrese Maxey | 2020 | 433 | 133 | 98 |
| Tyler Herro | 2019 | 519 | 166 | 91 |
| Shai Gilgeous-Alexander | 2018 | 532 | 153 | 189 |
| De'Aaron Fox | 2017 | 588 | 139 | 162 |
| Isaiah Briscoe | 2017 | 430 | 191 | 143 |
| Isaiah Briscoe | 2016 | 326 | 181 | 107 |

| | | | | |
|------------------------|------|-----|-----|-----|
| Jamal Murray | 2016 | 720 | 186 | 79 |
| Tyler Ulis | 2016 | 606 | 105 | 246 |
| Andrew Harrison | 2014 | 434 | 126 | 159 |
| Archie Goodwin | 2013 | 466 | 152 | 88 |
| Michael Kidd-Gilchrist | 2012 | 476 | 297 | 75 |
| Darius Miller | 2012 | 397 | 110 | 82 |
| Marquis Teague | 2012 | 401 | 101 | 191 |
| Terrence Jones | 2011 | 595 | 336 | 75 |
| Brandon Knight | 2011 | 657 | 153 | 159 |
| Eric Bledsoe | 2010 | 419 | 114 | 107 |
| John Wall | 2010 | 616 | 159 | 241 |

300 POINTS/200 REBOUNDS/50 BLOCKS

| Player | Year | Pts | Reb | Blk |
|---------------------|------|-----|-----|-----|
| Oscar Tshiebwe | 2022 | 590 | 515 | 55 |
| Nick Richards | 2020 | 435 | 241 | 66 |
| Bam Adebayo | 2017 | 481 | 297 | 56 |
| Willie Cauley-Stein | 2015 | 349 | 251 | 67 |
| Karl-Anthony Towns | 2015 | 401 | 261 | 88 |
| Anthony Davis | 2012 | 567 | 415 | 186 |
| Terrence Jones | 2012 | 469 | 272 | 68 |
| Terrence Jones | 2011 | 595 | 336 | 72 |
| DeMarcus Cousins | 2010 | 575 | 376 | 67 |
| Patrick Patterson | 2010 | 544 | 283 | 51 |

200 REBOUNDS/50 BLOCKS/25 STEALS

| Player | Year | Reb | Blk | Stl |
|---------------------|------|-----|-----|-----|
| Oscar Tshiebwe | 2022 | 515 | 55 | 60 |
| Bam Adebayo | 2017 | 297 | 56 | 25 |
| Willie Cauley-Stein | 2015 | 251 | 67 | 47 |
| Willie Cauley-Stein | 2014 | 225 | 106 | 44 |
| Nerlens Noel | 2013 | 227 | 106 | 50 |
| Anthony Davis | 2012 | 415 | 186 | 54 |
| Terrence Jones | 2012 | 272 | 68 | 49 |
| Josh Harrellson | 2011 | 329 | 57 | 35 |
| Terrence Jones | 2011 | 336 | 72 | 43 |
| DeMarcus Cousins | 2010 | 376 | 67 | 37 |
| Patrick Patterson | 2010 | 283 | 51 | 27 |

TOP SCORING SINGLE-SEASON FRESHMAN CLASS

| Pts. | PPG | Year | Players |
|-------|--------|------|--|
| 2,466 | 66.649 | 2018 | Knox (576), Gilgeous-Alexander (532), Washington (401), Diallo (371), Green (315), Richards (189), Vanderbilt (82) |
| 2,459 | 61.475 | 2014 | Randle (599), Young (573), Aa. Harrison (549), An. Harrison (434), Johnson (202), Lee (59), Hawkins (25), Willis (16), Floreal (2) |
| 2,082 | 54.789 | 2017 | Monk (754), Fox (601), Adebayo (494), Gabriel (174), Killea-Jones (40), Wynyard (11), Calipari (8) |
| 1,759 | 47.541 | 2010 | Wall (616), Cousins (575), Bledsoe (419), Orton (129), Hood (20) |
| 1,731 | 45.553 | 2011 | Knight (657), Jones (595), Lamb (469), Polson (6), Poole (4) |

TOP SCORING SINGLE-SEASON SOPHOMORE CLASS

| Pts. | PPG | Year | Players |
|-------|--------|------|--|
| 1,199 | 30.744 | 2015 | Aa. Harrison (430), An. Harrison (364), Johnson (248), Lee (102), Hawkins (29), Willis (25), Floreal (1) |
| 1,019 | 25.475 | 2012 | Lamb (549), Jones (469), Polson (1) |
| 998 | 32.194 | 2020 | Quickley (482), Hagans (345), Montgomery (171) |
| 750 | 20.270 | 2019 | Washington (531), Richards (147), Green (72) |
| 623 | 18.879 | 2013 | Wiltjer (336), Harrow (287) |

TOP SCORING SINGLE-SEASON JUNIOR CLASS

| Pts. | PPG | Year | Players |
|-------|--------|------|---|
| 1,428 | 42.000 | 2022 | Tshiebwe (590), Brooks (357), Wheeler (302), Toppin (179) |
| 799 | 21.023 | 2011 | Miller (414), Liggins (328), Vargas (57) |
| 572 | 15.459 | 2010 | Patterson (544), Harrellson (28) |
| 549 | 15.250 | 2016 | Willis (247), Lee (229), Hawkins (61), Mulder (12) |
| 435 | 14.032 | 2020 | Richards (435) |

TOP SCORING SINGLE-SEASON SENIOR/GRADUATE STUDENT CLASS

| Pts. | PPG | Year | Players |
|-------|--------|------|---|
| 1,752 | 51.529 | 2023 | Tshiebwe (527), Reeves (488), Toppin (409), Wheeler (161), Fredrick (164), Canada (3) |
| 650 | 19.118 | 2022 | Grady (387), Mintz (263) |
| 596 | 15.684 | 2017 | Willis (267), Hawkins (178), Mulder (151) |
| 558 | 22.320 | 2021 | Mintz (288), Sarr (270) |
| 425 | 10.625 | 2012 | Miller (397), Vargas (28) |

CALIPARI ERA MISCELLANEOUS RECORDS
TOP SCORING SINGLE-SEASON DUOS BY SCORING AVERAGE

| Pts. | Avg. | Player | Player | Year |
|-------|--------|------------------|----------------|------|
| 1,326 | 36.833 | Jamal Murray | Tyler Ulis | 2016 |
| 1,355 | 36.623 | Malik Monk | De'Aaron Fox | 2017 |
| 1,252 | 32.947 | Brandon Knight | Terrence Jones | 2011 |
| 1,191 | 32.189 | DeMarcus Cousins | John Wall | 2010 |
| 1,015 | 29.853 | Oscar Tshiebwe | Antonio Reeves | 2023 |

TOP SCORING SINGLE-SEASON FRESHMAN DUOS BY POINTS

| Pts. | Avg. | Player | Player | Year |
|-------|--------|------------------|-------------------------|------|
| 1,355 | 36.623 | Malik Monk | De'Aaron Fox | 2017 |
| 1,252 | 32.947 | Brandon Knight | Terrence Jones | 2011 |
| 1,191 | 32.189 | DeMarcus Cousins | John Wall | 2010 |
| 1,172 | 29.300 | Julius Randle | James Young | 2014 |
| 1,108 | 29.946 | Kevin Knox | Shai Gilgeous-Alexander | 2018 |

TOP SCORING SINGLE-SEASON TRIOS BY SCORING AVERAGE

| Pts. | Avg. | Player | Player | Player | Year |
|-------|--------|-------------------|-------------------|----------------|------|
| 1,849 | 49.527 | Malik Monk | De'Aaron Fox | Bam Adebayo | 2017 |
| 1,735 | 46.892 | DeMarcus Cousins | Patrick Patterson | John Wall | 2010 |
| 1,652 | 45.889 | Jamal Murray | Tyler Ulis | Isaiah Briscoe | 2016 |
| 1,721 | 45.289 | Brandon Knight | Terrence Jones | Doron Lamb | 2011 |
| 1,350 | 43.548 | Immanuel Quickley | Nick Richards | Tyrese Maxey | 2020 |

CALIPARI ERA INDIVIDUAL CAREER RECORDS
POINTS

| Rk. | Player | Years | GP | Pts. |
|-----|---------------------|---------|-----|------|
| 1. | Oscar Tshiebwe | 2022-23 | 66 | 1117 |
| 2. | Terrence Jones | 2011-12 | 76 | 1064 |
| 3. | Darius Miller | 2010-12 | 116 | 1057 |
| 4. | Doron Lamb | 2011-12 | 78 | 1018 |
| 5. | Aaron Harrison | 2014-15 | 79 | 979 |
| 6. | Alex Poythress | 2013-16 | 81 | 966 |
| 7. | PJ Washington | 2018-19 | 72 | 932 |
| 8. | Willie Cauley-Stein | 2013-15 | 105 | 843 |
| 9. | Tyler Ulis | 2015-16 | 72 | 815 |
| 10. | Andrew Harrison | 2014-15 | 79 | 798 |

HIGHEST SCORING AVERAGE

| Rk. | Player | Years | Pts. | Avg. |
|-----|-------------------------|---------|------|------|
| 1. | Jamal Murray | 2016 | 720 | 20.0 |
| 2. | Malik Monk | 2017 | 754 | 19.8 |
| 3. | Brandon Knight | 2011 | 657 | 17.3 |
| 4. | Oscar Tshiebwe | 2022-23 | 1117 | 16.9 |
| 5. | De'Aaron Fox | 2017 | 601 | 16.7 |
| 6. | John Wall | 2010 | 515 | 16.6 |
| 7. | Kevin Knox | 2018 | 576 | 15.6 |
| 8. | DeMarcus Cousins | 2010 | 575 | 15.1 |
| 9. | Julius Randle | 2014 | 599 | 15.0 |
| 10. | Shai Gilgeous-Alexander | 2018 | 532 | 14.4 |

min. 300 points

REBOUNDS

| Rk. | Player | Years | Rebs. |
|-----|---------------------|---------|-------|
| 1. | Oscar Tshiebwe | 2022-23 | 952 |
| 2. | Willie Cauley-Stein | 2013-15 | 655 |
| 3. | Terrence Jones | 2011-12 | 608 |
| 4. | Alex Poythress | 2013-16 | 597 |
| 5. | Nick Richards | 2018-20 | 527 |
| 6. | PJ Washington | 2018-19 | 475 |
| 7. | Julius Randle | 2014 | 417 |
| 8. | Anthony Davis | 2012 | 415 |
| 9. | Jacob Toppin | 2021-23 | 402 |
| 10. | Marcus Lee | 2014-16 | 390 |

HIGHEST REBOUNDING AVERAGE

| Rk. | Player | Years | Rebs. | Avg. |
|-----|------------------------|---------|-------|------|
| 1. | Oscar Tshiebwe | 2022-23 | 952 | 14.4 |
| 2. | Julius Randle | 2014 | 417 | 10.4 |
| | Anthony Davis | 2012 | 415 | 10.4 |
| 4. | DeMarcus Cousins | 2010 | 376 | 9.9 |
| 5. | Nerlens Noel | 2013 | 227 | 9.5 |
| 6. | Bam Adebayo | 2017 | 304 | 8.0 |
| 8. | Terrence Jones | 2011-12 | 608 | 8.0 |
| 8. | Jarrod Polson | 2018 | 110 | 7.9 |
| 9. | Michael Kidd-Gilchrist | 2012 | 297 | 7.4 |
| | Patrick Patterson | 2010 | 283 | 7.4 |

min. 100 rebounds

FIELD GOALS

| Rk. | Player | Years | FGs. |
|-----|---------------------|---------|------|
| 1. | Oscar Tshiebwe | 2021-23 | 433 |
| 2. | Terrence Jones | 2011-12 | 383 |
| 3. | Darius Miller | 2010-12 | 378 |
| 4. | Alex Poythress | 2013-16 | 356 |
| 5. | Willie Cauley-Stein | 2013-15 | 346 |
| 6. | Doron Lamb | 2011-12 | 336 |

| | | | |
|-----|----------------|---------|-----|
| 7. | PJ Washington | 2018-19 | 325 |
| 8. | Aaron Harrison | 2014-15 | 320 |
| 9. | Isaiah Briscoe | 2016-17 | 295 |
| 10. | Nick Richards | 2018-20 | 281 |

FIELD-GOAL PERCENTAGE

| Rk. | Player | Years | FGM | FGA | Pct. |
|-----|---------------------|---------|-----|-----|------|
| 1. | Marcus Lee | 2014-16 | 175 | 265 | .660 |
| 2. | Nick Richards | 2018-20 | 281 | 447 | .629 |
| 3. | Anthony Davis | 2012 | 210 | 337 | .623 |
| 4. | Nick Richards | 2018-19 | 118 | 194 | .608 |
| 5. | Bam Adebayo | 2017 | 170 | 284 | .599 |
| 6. | Josh Harrellson | 2010-11 | 139 | 234 | .594 |
| 7. | Willie Cauley-Stein | 2013-15 | 346 | 583 | .593 |
| 8. | Sacha Killeya-Jones | 2017-18 | 62 | 106 | .585 |
| 9. | Oscar Tshiebwe | 2022-23 | 433 | 741 | .584 |
| 10. | Patrick Patterson | 2010 | 215 | 374 | .575 |

min. 100 attempts

3-POINTERS

| Rk. | Player | Years | 3PM |
|-----|-------------------|---------|-----|
| 1. | Darius Miller | 2010-12 | 157 |
| 2. | Doron Lamb | 2011-12 | 144 |
| 3. | Aaron Harrison | 2014-15 | 121 |
| 4. | Jamal Murray | 2016 | 113 |
| 5. | Derek Willis | 2014-17 | 108 |
| 6. | Malik Monk | 2017 | 104 |
| 7. | Davion Mintz | 2021-22 | 100 |
| 8. | Immanuel Quickley | 2019-20 | 92 |
| 9. | Kyle Wiltjer | 2012-13 | 90 |
| 10. | Kellan Grady | 2022 | 88 |
| | Tyler Ulis | 2015-16 | 88 |

3-POINT FIELD-GOAL PERCENTAGE

| Rk. | Player | Years | 3PM | 3PA | Pct. |
|-----|-------------------|---------|-----|-----|------|
| 1. | Doron Lamb | 2011-12 | 144 | 303 | .475 |
| 2. | Derek Willis | 2014-16 | 59 | 141 | .418 |
| 3. | Kellan Grady | 2022 | 88 | 211 | .417 |
| 4. | Devin Booker | 2015 | 58 | 141 | .411 |
| 5. | Jamal Murray | 2016 | 113 | 277 | .408 |
| 6. | Derek Willis | 2014-17 | 108 | 271 | .399 |
| 7. | Antonio Reeves | 2023 | 80 | 201 | .398 |
| 7. | Dontaie Allen | 2021 | 31 | 78 | .397 |
| | Malik Monk | 2017 | 104 | 262 | .397 |
| | Immanuel Quickley | 2019-20 | 92 | 232 | .397 |

min. 30 made attempts

FREE THROWS

| Rk. | Player | Years | FTM |
|-----|-----------------|---------|-----|
| 1. | Andrew Harrison | 2014-15 | 285 |
| 2. | Terrence Jones | 2011-12 | 256 |
| 3. | Oscar Tshiebwe | 2022-23 | 251 |
| 4. | PJ Washington | 2018-19 | 244 |
| 5. | Alex Poythress | 2013-16 | 225 |
| 6. | Aaron Harrison | 2014-15 | 218 |
| 7. | Nick Richards | 2018-20 | 209 |
| | Tyler Ulis | 2015-16 | 209 |
| 9. | Julius Randle | 2014 | 204 |
| 10. | Doron Lamb | 2011-12 | 202 |

FREE-THROW PERCENTAGE

| Rk. | Player | Years | FTM | FTA | Pct. |
|-----|-------------------------|---------|-----|-----|------|
| 1. | Tyler Herro | 2019 | 87 | 93 | .935 |
| 2. | Immanuel Quickley | 2019-20 | 197 | 220 | .895 |
| 3. | Tyler Ulis | 2015-16 | 209 | 247 | .846 |
| | Julius Mays | 2013 | 55 | 65 | .846 |
| 5. | Tyrese Maxey | 2020 | 100 | 120 | .833 |
| 6. | Quade Green | 2018-19 | 59 | 71 | .831 |
| 7. | Devin Booker | 2015 | 53 | 64 | .828 |
| 8. | Malik Monk | 2017 | 148 | 180 | .822 |
| 9. | Darius Miller | 2010-12 | 144 | 176 | .818 |
| 10. | Shai Gilgeous-Alexander | 2018 | 143 | 175 | .817 |

min. 50 made attempts

ASSISTS

| Rk. | Player | Years | Assts. |
|-----|-------------------------|---------|--------|
| 1. | Tyler Ulis | 2015-16 | 381 |
| 2. | Ashton Hagans | 2019-20 | 351 |
| 3. | Sahvir Wheeler | 2022-23 | 324 |
| 4. | Andrew Harrison | 2014-15 | 298 |
| 5. | Isaiah Briscoe | 2016-17 | 258 |
| 6. | John Wall | 2010 | 241 |
| 7. | Darius Miller | 2010-12 | 206 |
| 8. | Marquis Teague | 2012 | 191 |
| 9. | Shai Gilgeous-Alexander | 2018 | 189 |
| 10. | De'Aaron Fox | 2017 | 165 |

ASSISTS PER GAME

| Rk. | Player | Years | Assts. | Avg. |
|-----|-------------------------|---------|--------|-------|
| 1. | John Wall | 2010 | 241 | 6.514 |
| 2. | Sahvir Wheeler | 2022-23 | 324 | 6.353 |
| 3. | Tyler Ulis | 2015-16 | 381 | 5.292 |
| 4. | Ashton Hagans | 2019-20 | 351 | 5.239 |
| 5. | Shai Gilgeous-Alexander | 2018 | 189 | 5.108 |
| 6. | Marquis Teague | 2012 | 191 | 4.775 |
| 7. | De'Aaron Fox | 2017 | 165 | 4.583 |
| 8. | Cason Wallace | 2023 | 136 | 4.250 |
| 9. | Brandon Knight | 2011 | 159 | 4.184 |
| 10. | TyTy Washington Jr. | 2022 | 120 | 3.891 |

min. 30 assists

ASSIST-TO-TURNOVER RATIO

| Rk. | Player | Years | Assts. | TO | Ratio |
|-----|-------------------------|---------|--------|-----|-------|
| 1. | Tyler Ulis | 2015-16 | 381 | 107 | 3.561 |
| 2. | Dominique Hawkins | 2014-17 | 39 | 17 | 2.943 |
| 3. | CJ Fredrick | 2023 | 41 | 14 | 2.929 |
| 4. | Julius Mays | 2013 | 95 | 38 | 2.500 |
| 5. | Sahvir Wheeler | 2022-23 | 324 | 130 | 2.492 |
| 6. | TyTy Washington Jr. | 2022 | 120 | 51 | 2.353 |
| 7. | Cason Wallace | 2023 | 136 | 67 | 2.030 |
| 8. | De'Aaron Fox | 2017 | 165 | 87 | 1.897 |
| 9. | Shai Gilgeous-Alexander | 2018 | 189 | 100 | 1.890 |
| 10. | Ashton Hagans | 2019-20 | 351 | 197 | 1.782 |

min. 30 assists

BLOCKED SHOTS

| Rk. | Player | Years | Blks. |
|-----|---------------------|---------|-------|
| 1. | Willie Cauley-Stein | 2013-15 | 233 |
| 2. | Anthony Davis | 2012 | 186 |
| 3. | Nick Richards | 2018-20 | 146 |
| 4. | Terrence Jones | 2011-12 | 140 |
| 5. | Nerlens Noel | 2013 | 106 |
| 6. | Marcus Lee | 2014-16 | 100 |
| 7. | Karl-Anthony Towns | 2015 | 88 |

| | | | |
|-----|----------------|---------|----|
| 8. | Oscar Tshiebwe | 2022-23 | 87 |
| 9. | Darius Miller | 2010-12 | 78 |
| 10. | Alex Poythress | 2013-16 | 77 |

BLOCKED SHOTS PER GAME

| Rk. | Player | Years | Blks. | Avg. |
|-----|---------------------|---------|-------|-------|
| 1. | Anthony Davis | 2012 | 186 | 4.650 |
| 2. | Nerlens Noel | 2013 | 106 | 4.417 |
| 3. | Isaiah Jackson | 2021 | 65 | 2.600 |
| 4. | Karl-Anthony Towns | 2015 | 88 | 2.256 |
| 5. | Willie Cauley-Stein | 2013-15 | 233 | 2.219 |
| 6. | Terrence Jones | 2011-12 | 137 | 1.842 |
| 7. | DeMarcus Cousins | 2010 | 67 | 1.763 |
| 8. | Skal Labissiere | 2016 | 59 | 1.639 |
| 9. | Bam Adebayo | 2017 | 57 | 1.500 |
| 10. | Nick Richards | 2018-20 | 146 | 1.390 |

min. 30 blocks

STEALS

| Rk. | Player | Years | Stls. |
|-----|---------------------|---------|-------|
| 1. | Ashton Hagans | 2019-20 | 119 |
| 2. | Willie Cauley-Stein | 2013-15 | 115 |
| 3. | Oscar Tshiebwe | 2022-23 | 112 |
| 4. | Terrence Jones | 2011-12 | 92 |
| 5. | Tyler Ulis | 2015-16 | 88 |
| 6. | Darius Miller | 2010-12 | 87 |
| 7. | Aaron Harrison | 2014-15 | 86 |
| 8. | DeAndre Liggins | 2010-11 | 66 |
| | John Wall | 2010 | 66 |
| 10. | Isaiah Briscoe | 2016-17 | 65 |

STEALS AVERAGE

| Rk. | Player | Years | Stls. | Avg. |
|-----|-------------------------|---------|-------|-------|
| 1. | Nerlens Noel | 2013 | 50 | 2.083 |
| 2. | Cason Wallace | 2023 | 63 | 1.969 |
| 3. | John Wall | 2010 | 66 | 1.784 |
| 4. | Ashton Hagans | 2019-20 | 119 | 1.776 |
| 5. | Oscar Tshiebwe | 2022 | 60 | 1.697 |
| 6. | Shai Gilgeous-Alexander | 2018 | 61 | 1.649 |
| 7. | De'Aaron Fox | 2017 | 53 | 1.472 |
| 8. | Eric Bledsoe | 2010 | 52 | 1.405 |
| 9. | Anthony Davis | 2012 | 54 | 1.350 |
| 10. | Brandon Boston Jr. | 2021 | 33 | 1.320 |

min. 30 steals

GAMES PLAYED

| Rk. | Player | Years | GP |
|-----|---------------------|---------|-----|
| 1. | Dominique Hawkins | 2014-17 | 121 |
| 2. | Darius Miller | 2010-12 | 116 |
| 3. | Alex Poythress | 2013-16 | 112 |
| 4. | Willie Cauley-Stein | 2013-15 | 105 |
| | Nick Richards | 2018-20 | 105 |
| 6. | Derek Willis | 2014-17 | 103 |
| 7. | Marcus Lee | 2014-16 | 100 |
| 8. | Jarrod Polson | 2011-14 | 94 |
| 9. | Jon Hood | 2010-14 | 86 |
| | Jacob Toppin | 2021-23 | 86 |

CALIPARI ERA TEAM GAME SCORING RECORDS
MOST POINTS

| Pts.(Score) | Opp. | Date |
|--------------|----------------------|----------|
| 115 (115-69) | vs. Arizona State | 11/28/16 |
| 111 (111-76) | UT MARTIN | 11/25/16 |
| 110 (110-75) | AUBURN | 2/21/15 |
| 108 (108-58) | MARIST | 11/11/11 |
| 107 (107-79) | TENNESSEE | 1/15/22 |
| 107 (107-73) | UIC | 11/26/17 |
| 106 (106-63) | SOUTH CAROLINA STATE | 11/17/22 |
| 105 (105-76) | UT ARLINGTON | 11/19/13 |
| 104 (104-75) | LIU BROOKLYN | 11/23/12 |
| 104 (104-61) | HARTFORD | 12/29/09 |

MOST POINTS IN A LOSS

| Pts.(Score) | Opp. | Date |
|---------------------------|-------------------|----------|
| 92 (97-92) | UCLA | 12/3/16 |
| 85 (85-87) | at Arkansas | 1/14/14 |
| 84 (118-84) | vs. Duke | 11/16/19 |
| 84 (90-84) | at Kansas | 1/30/16 |
| 83 (84-83 ^{OT}) | vs. Seton Hall | 12/8/18 |
| 82 (87-82) | at LSU | 1/28/14 |
| 80 (81-80) | ARKANSAS | 2/9/21 |
| 80 (82-80) | at Tennessee | 1/24/17 |
| 79 (85-79 ^{OT}) | vs. Saint Peter's | 3/17/22 |
| 78 (81-78) | at South Carolina | 1/15/20 |
| 78 (82-78) | UT, Tennessee | 3/16/19 |

MOST POINTS IN A WIN OVER AP RANKED TEAM

| Pts.(Score) | Opp. | Date |
|---------------|--------------------|----------|
| 107 (107-79) | TENNESSEE | 1/15/22 |
| 103 (103-100) | vs. North Carolina | 12/17/16 |
| 102 (102-90) | vs. Indiana | 3/23/12 |
| 90 (90-81) | ALABAMA | 2/19/22 |
| 87 (87-74) | at Ole Miss | 1/29/13 |
| 86 (86-69) | TENNESSEE | 2/16/19 |
| 86 (86-75) | vs. UCLA | 3/24/17 |
| 85 (85-69) | SOUTH CAROLINA | 1/21/17 |
| 85 (85-75) | OLE MISS | 2/2/10 |
| 85 (85-72) | VANDERBILT | 1/30/10 |

MOST POINTS AT NEUTRAL SITE

| Pts.(Score) | Opp. | Date |
|---------------|--------------------|----------|
| 115 (115-69) | vs. Arizona State | 11/28/16 |
| 103 (103-100) | vs. North Carolina | 12/17/16 |
| 102 (102-90) | vs. Indiana | 3/23/12 |
| 100 (100-71) | vs. ETSU | 3/18/10 |
| 98 (98-69) | vs. North Carolina | 12/18/21 |
| 96 (96-73) | vs. Hofstra | 12/11/16 |
| 95 (95-75) | vs. Buffalo | 3/17/18 |
| 94 (94-57) | vs. UNC Asheville | 11/30/09 |
| 93 (93-76) | vs. Monmouth | 12/9/17 |
| 93 (93-80) | vs. Georgia | 3/12/16 |

MOST POINTS IN NCAA TOURNEY

| Pts.(Score) | Opp. | Date |
|--------------|--------------------------|---------|
| 102 (102-90) | vs. Indiana | 3/23/12 |
| 100 (100-71) | vs. East Tennessee State | 3/18/10 |
| 95 (95-75) | vs. Buffalo | 3/17/18 |
| 90 (90-60) | vs. Wake Forest | 3/20/10 |
| 87 (87-71) | vs. Iowa State | 3/17/12 |
| 86 (86-75) | vs. UCLA | 3/24/17 |

| | | |
|------------|----------------------|---------|
| 85 (85-57) | vs. Stony Brook | 3/17/16 |
| 82 (82-70) | vs. Baylor | 3/25/12 |
| 81 (81-66) | vs. Western Kentucky | 3/15/12 |

MOST POINTS IN SEC TOURNEY

| Pts.(Score) | Opp. | Date |
|-------------|---------------|---------|
| 93 (93-80) | vs. Georgia | 3/12/16 |
| 91 (91-67) | vs. Auburn | 3/14/15 |
| 86 (86-63) | vs. Alabama | 3/10/18 |
| 85 (85-59) | vs. Alabama | 3/11/16 |
| 85 (85-67) | vs. LSU | 3/14/14 |
| 82 (82-65) | vs. Arkansas | 3/12/17 |
| 82 (82-77) | vs. Texas A&M | 3/13/16 |
| 79 (79-74) | vs. Alabama | 3/11/17 |
| 78 (78-82) | vs. Tennessee | 3/16/19 |
| 78 (78-63) | vs. Arkansas | 3/15/15 |

MOST POINTS IN RUPP ARENA WIN

| Pts.(Score) | Opp. | Date |
|--------------|----------------------|----------|
| 111 (111-76) | UT MARTIN | 11/25/16 |
| 110 (110-75) | AUBURN | 2/21/15 |
| 108 (108-58) | MARIST | 11/11/11 |
| 107 (107-79) | TENNESSEE | 1/15/22 |
| 107 (107-73) | UIC | 11/26/17 |
| 106 (106-63) | SOUTH CAROLINA STATE | 11/17/22 |
| 105 (105-76) | UT ARLINGTON | 11/19/13 |
| 104 (104-75) | LIU BROOKLYN | 11/23/12 |
| 104 (104-61) | HARTFORD | 12/29/09 |

MOST POINTS IN ROAD GAME WIN

| Pts.(Score) | Opp. | Date |
|-------------|----------------------|----------|
| 99 (99-76) | at Ole Miss | 12/29/16 |
| 90 (90-73) | at Indiana | 12/12/09 |
| 89 (89-62) | at South Carolina | 2/13/16 |
| 89 (89-77) | at Florida | 1/12/10 |
| 88 (88-79) | at Arkansas | 3/4/23 |
| 88 (88-81) | at Mississippi State | 1/17/17 |
| 88 (88-79) | at Florida | 3/1/16 |
| 87 (87-52) | at Vanderbilt | 1/29/19 |
| 87 (87-72) | at Arkansas | 2/20/18 |
| 87 (87-81) | at Vanderbilt | 1/10/17 |
| 87 (87-74) | at Ole Miss | 1/29/13 |

MOST POINTS IN A HALF

| Pts. | Opp. | Date |
|-----------------|----------------------|----------|
| 63 ² | UT ARLINGTON | 11/19/13 |
| 63 ² | MARIST | 11/11/11 |
| 60 ¹ | at Ole Miss | 12/29/16 |
| 58 ² | WKU | 12/22/21 |
| 58 ² | vs. North Carolina | 12/18/21 |
| 58 ¹ | vs. Arizona State | 11/28/16 |
| 58 ² | UT MARTIN | 11/25/16 |
| 58 ² | AUBURN | 2/21/15 |
| 57 ² | SOUTH CAROLINA STATE | 11/17/22 |
| 57 ² | vs. Alabama | 3/10/18 |
| 57 ² | vs. Arizona State | 11/28/16 |
| 57 ¹ | ARKANSAS | 1/23/10 |
| 57 ¹ | HARTFORD | 12/29/09 |

¹ - First Half; ² - Second Half

FEWEST POINTS

| Pts.(Score) | Opp. | Date |
|-------------|----------------|----------|
| 48 (48-64) | vs. Vanderbilt | 3/15/13 |
| 50 (50-64) | at Notre Dame | 11/29/12 |
| 52 (52-78) | at Alabama | 1/7/23 |
| 52 (52-71) | at Tennessee | 3/2/19 |
| 52 (52-69) | at Florida | 2/12/13 |
| 53 (53-63) | vs. UCLA | 12/17/22 |
| 54 (54-60) | vs. UConn | 4/7/14 |
| 55 (55-48) | ALABAMA | 3/4/14 |
| 55 (55-59) | at Alabama | 1/22/13 |
| 55 (55-64) | BAYLOR | 12/1/12 |
| 55 (55-56) | vs. UConn | 4/2/11 |

FEWEST POINTS IN A WIN

| Pts.(Score) | Opp. | Date |
|-------------|-------------------|----------|
| 55 (55-48) | ALABAMA | 3/4/14 |
| 56 (56-47) | VANDERBILT | 1/12/19 |
| 56 (56-49) | vs. Kansas State | 3/21/14 |
| 56 (56-46) | COLUMBIA | 12/10/14 |
| 57 (57-44) | at Georgia | 1/24/12 |
| 58 (58-50) | at Louisville | 12/27/14 |
| 58 (58-38) | PROVIDENCE | 11/30/14 |
| 58 (58-43) | at South Carolina | 1/24/14 |
| 58 (58-56) | at Vanderbilt | 2/20/10 |
| 59 (59-57) | vs. Princeton | 3/1/11 |
| 60 (60-41) | BELLARMINE | 11/29/22 |
| 60 (60-58) | at Vanderbilt | 1/10/13 |
| 60 (60-51) | vs. LSU | 3/9/12 |

FEWEST POINTS AT NEUTRAL SITE

| Pts.(Score) | Opp. | Date |
|-------------|------------------|----------|
| 48 (48-64) | vs. Vanderbilt | 3/15/13 |
| 53 (53-63) | vs. UCLA | 12/17/22 |
| 54 (54-60) | vs. UConn | 4/7/14 |
| 55 (55-56) | vs. UConn | 4/2/11 |
| 56 (56-49) | vs. Kansas State | 3/21/14 |
| 58 (58-61) | vs. Kansas State | 3/22/18 |
| 59 (59-57) | vs. Princeton | 3/17/11 |
| 60 (60-61) | vs. Florida | 3/16/14 |
| 60 (60-51) | vs. LSU | 3/9/12 |

FEWEST POINTS IN NCAA

| Pts.(Score) | Opp. | Date |
|-------------|------------------|---------|
| 54 (54-60) | vs. UConn | 4/7/14 |
| 55 (55-56) | vs. UConn | 4/2/11 |
| 56 (56-49) | vs. Kansas State | 3/21/14 |
| 58 (58-61) | vs. Kansas State | 3/22/18 |
| 59 (59-57) | vs. Princeton | 3/17/11 |
| 61 (61-53) | vs. Providence | 3/17/23 |
| 62 (62-58) | vs. Houston | 3/29/19 |
| 62 (62-56) | vs. Wofford | 3/23/19 |
| 62 (62-60) | vs. Ohio State | 3/25/11 |
| 62 (62-45) | vs. Cornell | 3/25/10 |
| 64 (64-71) | vs. Wisconsin | 4/4/15 |
| 64 (64-51) | vs. Cincinnati | 3/21/15 |

FEWEST POINTS IN SEC TOURNEY

| Pts.(Score) | Opp. | Date |
|-------------|----------------|---------|
| 48 (48-64) | vs. Vanderbilt | 3/15/13 |
| 60 (60-61) | vs. Florida | 3/16/14 |
| 60 (60-51) | vs. LSU | 3/9/12 |
| 62 (69-62) | vs. Tennessee | 3/12/22 |
| 62 (62-49) | vs. Georgia | 3/9/18 |
| 64 (64-49) | vs. Florida | 3/13/15 |
| 64 (64-71) | vs. Vanderbilt | 3/11/12 |
| 70 (70-58) | vs. Georgia | 3/15/14 |
| 70 (70-54) | vs. Florida | 3/13/11 |
| 71 (71-60) | vs. Georgia | 3/10/17 |

FEWEST POINTS IN RUPP ARENA

| Pts.(Score) | Opp. | Date |
|-------------|------------|----------|
| 55 (55-64) | BAYLOR | 12/1/12 |
| 56 (56-47) | VANDERBILT | 1/12/19 |
| 56 (56-46) | COLUMBIA | 12/10/14 |
| 58 (58-38) | PROVIDENCE | 11/30/14 |
| 59 (59-61) | TENNESSEE | 2/6/18 |
| 60 (60-41) | BELLARMINE | 11/29/22 |
| 61 (61-57) | FLORIDA | 3/9/13 |

FEWEST POINTS IN ROAD GAME

| Pts.(Score) | Opp. | Date |
|-------------|-------------------|----------|
| 50 (50-64) | at Notre Dame | 11/29/12 |
| 52 (52-78) | at Alabama | 1/7/23 |
| 52 (52-71) | at Tennessee | 3/2/19 |
| 52 (52-69) | at Florida | 2/12/13 |
| 55 (55-48) | at Alabama | 3/4/14 |
| 55 (55-59) | at Alabama | 1/22/13 |
| 57 (57-59) | at Robert Morris | 3/19/13 |
| 57 (57-44) | at Georgia | 1/24/12 |
| 58 (58-50) | at Louisville | 12/27/14 |
| 58 (58-43) | at South Carolina | 1/24/14 |
| 58 (58-88) | at Tennessee | 2/16/13 |
| 58 (58-56) | at Vanderbilt | 2/20/10 |

FEWEST POINTS IN A HALF

| Pts. | Opp. | Date |
|-----------------|----------------|----------|
| 18 ¹ | at Missouri | 2/3/18 |
| 19 ² | at Georgia | 1/24/12 |
| 21 ¹ | BELLARMINE | 11/29/22 |
| 21 ¹ | vs. UConn | 4/2/11 |
| 22 ¹ | vs. Tennessee | 3/12/22 |
| 22 ² | at Louisville | 12/27/14 |
| 22 ² | at Alabama | 1/22/13 |
| 22 ² | at Tennessee | 3/6/11 |
| 23 ² | vs. Providence | 3/17/23 |
| 23 ¹ | LSU | 2/23/22 |
| 23 ¹ | COLUMBIA | 12/10/14 |
| 23 ² | vs. UConn | 4/7/14 |
| 23 ² | vs. Vanderbilt | 3/15/13 |
| 23 ² | vs. Maryland | 11/9/12 |
| 23 ¹ | vs. UConn | 12/9/09 |

¹ - First Half; ² - Second Half

CALIPARI ERA TEAM GAME RECORDS
MOST FIELD GOALS

| FGs. | Opp. | Date |
|------|--------------------|----------|
| 46 | MARIST | 11/11/11 |
| 44 | vs. Arizona State | 11/28/16 |
| 44 | AUBURN | 2/21/15 |
| 42 | UIC | 11/26/17 |
| 42 | LIU BROOKLYN | 11/23/12 |
| 41 | UT MARTIN | 11/25/16 |
| 41 | HARTFORD | 12/29/09 |
| 40 | GEORGIA | 1/8/22 |
| 40 | ROBERT MORRIS | 11/12/21 |
| 40 | vs. North Carolina | 12/17/16 |
| 40 | LAFAYETTE | 11/16/12 |

FEWEST FIELD GOALS

| FGs. | Opp. | Date |
|------|-------------------|----------|
| 14 | at Tennessee | 3/2/19 |
| 14 | at South Carolina | 3/1/14 |
| 16 | vs. Kansas State | 3/22/18 |
| 16 | ALABAMA | 3/4/14 |
| 17 | GEORGIA | 12/31/17 |
| 17 | LOUISVILLE | 12/31/11 |
| 17 | at Auburn | 2/12/14 |
| 18 | at Tennessee | 1/14/23 |
| 18 | vs. LSU | 3/9/12 |
| 18 | vs. Vanderbilt | 3/15/13 |
| 18 | vs. Florida | 3/16/14 |
| 18 | vs. UConn | 4/7/14 |
| 18 | at Texas A&M | 1/10/15 |
| 18 | at South Carolina | 1/24/15 |

MOST FIELD-GOAL ATTEMPTS

| FGs. | Opp. | Date |
|------|----------------------|----------|
| 84 | vs. Arizona State | 11/28/16 |
| 80 | UCLA | 12/3/16 |
| 78 | NORTH FLORIDA | 11/26/21 |
| 77 | vs. Duke | 11/9/21 |
| 77 | at Mississippi State | 1/2/21 |
| 77 | ARKANSAS | 1/23/10 |
| 76 | ARKANSAS | 2/27/14 |
| 75 | MARIST | 11/11/11 |
| 74 | at Ole Miss | 12/29/16 |
| 74 | vs. North Carolina | 12/17/16 |
| 74 | UT MARTIN | 11/25/16 |

FEWEST FIELD-GOAL ATTEMPTS

| FGs. | Opp. | Date |
|------|---------------------|----------|
| 39 | at South Carolina | 1/24/15 |
| 40 | at Robert Morris | 3/19/13 |
| 41 | ALABAMA | 1/31/15 |
| 41 | TENNESSEE | 1/31/12 |
| 42 | ARKANSAS | 2/26/19 |
| 42 | at Missouri | 2/19/19 |
| 42 | vs. Kansas State | 3/22/18 |
| 42 | vs. Alabama | 3/10/18 |
| 42 | FLORIDA | 2/15/14 |
| 42 | vs. Providence | 12/1/13 |
| 42 | vs. LSU | 3/9/12 |
| 42 | vs. Cleveland State | 11/24/09 |

MOST FREE THROWS

| FTs. | Opp. | Date |
|------|-------------------|----------|
| 35 | vs. Indiana | 3/23/12 |
| 33 | at South Carolina | 3/1/14 |
| 32 | LOUISVILLE | 12/31/11 |
| 31 | MISSISSIPPI STATE | 2/4/20 |
| 31 | UTAH VALLEY | 11/18/19 |
| 31 | MOREHEAD STATE | 11/21/12 |
| 31 | INDIANA | 12/11/10 |

FEWEST FREE THROWS

| FTs. | Opp. | Date |
|------|----------------------|----------|
| 1 | at Vanderbilt | 1/24/23 |
| 3 | at Mississippi State | 1/2/21 |
| 3 | ETSU | 11/17/17 |
| 4 | HIGH POINT | 12/31/21 |
| 4 | NOTRE DAME | 12/12/20 |
| 4 | vs. UConn | 4/2/11 |
| 4 | VANDERBILT | 1/23/16 |
| 5 | at Alabama | 1/7/23 |
| 5 | vs. UCLA | 12/17/22 |
| 5 | vs. Georgia | 3/9/18 |

MOST FREE-THROW ATTEMPTS

| FTs. | Opp. | Date |
|------|---------------------|----------|
| 48 | UNC ASHEVILLE | 11/8/13 |
| 46 | ILLINOIS STATE | 11/30/15 |
| 44 | vs. Baylor | 3/25/12 |
| 44 | INDIANA | 12/11/10 |
| 43 | at North Carolina | 12/14/13 |
| 43 | LOUISVILLE | 12/31/11 |
| 42 | at South Carolina | 3/1/14 |
| 41 | vs. TENNESSEE STATE | 11/23/18 |
| 41 | vs. LSU | 3/14/14 |
| 41 | MOREHEAD STATE | 11/21/12 |

FEWEST FREE-THROW ATTEMPTS

| FTs. | Opp. | Date |
|------|----------------------|----------|
| 2 | at Vanderbilt | 1/24/23 |
| 6 | NOTRE DAME | 12/12/20 |
| 6 | VANDERBILT | 1/23/16 |
| 7 | GEORGIA | 1/8/22 |
| 7 | vs. Duke | 11/9/21 |
| 8 | at Alabama | 1/7/23 |
| 8 | HIGH POINT | 12/31/21 |
| 8 | MOUNT ST. MARY'S | 11/16/21 |
| 8 | at Mississippi State | 1/2/21 |

MOST 3-POINTERS

| 3s. | Opp. | Date |
|-----|----------------|----------|
| 15 | GEORGIA | 3/1/12 |
| 15 | vs.ETSU | 3/18/10 |
| 14 | ARKANSAS | 2/9/21 |
| 14 | HARTFORD | 12/29/09 |
| 13 | FLORIDA A&M | 12/21/22 |
| 13 | SOUTH CAROLINA | 3/6/21 |
| 13 | TEXAS A&M | 1/3/17 |
| 13 | vs. Alabama | 3/11/16 |
| 13 | ETSU | 11/12/10 |

FEWEST 3-POINTERS

| 3s. | Opp. | Date |
|-----|-------------------|----------|
| 0 | RICHMOND | 11/29/20 |
| 0 | vs. Davidson | 3/15/18 |
| 1 | at Georgia | 1/20/21 |
| 1 | MISSISSIPPI STATE | 2/4/20 |
| 1 | GEORGIA | 1/21/20 |
| 1 | UTAH VALLEY | 11/18/19 |
| 1 | at South Carolina | 1/16/18 |
| 1 | at Vanderbilt | 1/10/17 |
| 1 | TEXAS | 12/5/14 |
| 1 | LSU | 2/22/14 |
| 1 | vs. LSU | 3/9/12 |
| 1 | TENNESSEE | 1/31/12 |
| 1 | vs. Alabama | 3/12/10 |

MOST 3-POINT ATTEMPTS

| 3s. | Opp. | Date |
|-----|-----------------------|----------|
| 33 | CHATTANOOGA | 12/17/11 |
| 33 | vs. ETSU | 3/18/10 |
| 33 | ARKANSAS | 1/23/10 |
| 32 | TEXAS A&M | 1/21/23 |
| 32 | vs. West Virginia | 3/27/10 |
| 28 | vs. Mississippi State | 3/11/21 |
| 28 | vs. Arizona State | 11/28/16 |
| 28 | at Texas A&M | 1/10/15 |
| 28 | ALABAMA | 3/4/14 |
| 28 | vs. Vanderbilt | 3/11/12 |
| 28 | HARTFORD | 12/29/09 |

FEWEST 3-POINT ATTEMPTS

| 3s. | Opp. | Date |
|-----|----------------|----------|
| 5 | vs. Wisconsin | 4/4/15 |
| 5 | vs. Wisconsin | 4/5/14 |
| 5 | at Tennessee | 1/14/12 |
| 6 | vs. Davidson | 3/15/18 |
| 6 | FLORIDA | 3/7/15 |
| 6 | VANDERBILT | 1/20/15 |
| 7 | FLORIDA | 3/10/19 |
| 7 | at Missouri | 1/29/15 |
| 7 | PROVIDENCE | 11/30/14 |
| 7 | vs. Louisville | 3/31/12 |
| 7 | at Indiana | 12/10/11 |

MOST REBOUNDS

| Rebs. | Opp. | Date |
|-------|-------------------|----------|
| 59 | vs. Arizona State | 11/28/16 |
| 59 | ARKANSAS | 1/23/10 |
| 57 | LOUISVILLE | 12/31/11 |
| 56 | ROBERT MORRIS | 11/17/13 |
| 54 | RICHMOND | 11/29/20 |
| 54 | EASTERN KENTUCKY | 11/8/19 |
| 54 | NJIT | 11/14/15 |

FEWEST REBOUNDS

| Rebs. | Opp. | Date |
|-------|----------------|----------|
| 21 | ALABAMA | 1/31/15 |
| 21 | at Tennessee | 2/16/13 |
| 22 | vs. Wisconsin | 4/4/15 |
| 23 | UTAH | 12/15/18 |
| 24 | GEORGIA | 2/3/15 |
| 24 | NORTH CAROLINA | 12/13/14 |

| | | |
|----|------------------|----------|
| 24 | TENNESSEE | 1/18/14 |
| 25 | at Vanderbilt | 1/11/22 |
| 25 | FLORIDA | 2/27/21 |
| 25 | vs. Ohio State | 12/21/19 |
| 25 | vs. Baylor | 12/6/13 |
| 25 | at Robert Morris | 3/19/13 |

MOST OFFENSIVE REBOUNDS

| Rebs. | Opp. | Date |
|-------|-------------------|----------|
| 26 | ARKANSAS | 2/27/14 |
| 24 | GRAND CANYON | 11/14/14 |
| 24 | vs. West Virginia | 3/27/10 |
| 22 | NJIT | 11/14/15 |
| 22 | at Auburn | 2/2/14 |
| 22 | ARKANSAS | 1/23/10 |

FEWEST OFFENSIVE REBOUNDS

| Rebs. | Opp. | Date |
|-------|--------------------|----------|
| 1 | vs. Alabama | 3/10/18 |
| 3 | at South Carolina | 1/24/14 |
| 4 | KANSAS | 1/28/23 |
| 4 | at Ole Miss | 3/5/19 |
| 5 | TENNESSEE | 1/15/22 |
| 5 | at Notre Dame | 12/11/21 |
| 5 | VANDERBILT | 1/5/21 |
| 5 | vs. Michigan State | 11/5/19 |
| 5 | GEORGIA | 2/3/15 |
| 5 | ALABAMA | 1/31/15 |
| 5 | MISSISSIPPI STATE | 2/15/11 |
| 5 | GEORGIA | 1/29/11 |

MOST DEFENSIVE REBOUNDS

| Rebs. | Opp. | Date |
|-------|---------------------|----------|
| 42 | EASTERN KENTUCKY | 11/8/19 |
| 39 | vs. Arizona State | 11/28/16 |
| 39 | ROBERT MORRIS | 11/17/13 |
| 39 | EASTERN MICHIGAN | 1/2/13 |
| 38 | TROY | 11/20/17 |
| 38 | vs. Hampton | 3/19/15 |
| 38 | EASTERN KENTUCKY | 12/7/14 |
| 38 | vs. Cleveland State | 11/24/09 |

FEWEST DEFENSIVE REBOUNDS

| Rebs. | Opp. | Date |
|-------|----------------|----------|
| 9 | at Tennessee | 2/16/13 |
| 13 | NORTH CAROLINA | 12/13/14 |
| 14 | SOUTH CAROLINA | 1/10/23 |
| 15 | vs. Baylor | 12/6/13 |
| 15 | at Alabama | 1/18/11 |
| 16 | at Auburn | 1/22/22 |
| 16 | FLORIDA | 2/27/21 |
| 16 | at Florida | 3/7/20 |
| 16 | TENNESSEE | 3/3/20 |
| 16 | vs. Ohio State | 12/21/19 |
| 16 | UTAH | 12/15/18 |
| 16 | vs. Wisconsin | 4/4/15 |
| 16 | ALABAMA | 1/31/15 |
| 16 | TEXAS A&M | 1/12/13 |
| 16 | at Auburn | 1/11/12 |
| 16 | vs. UConn | 11/24/10 |

MOST ASSISTS

| Assts. | Opp. | Date |
|--------|-------------------|----------|
| 33 | vs. Arizona State | 11/28/16 |

| | | |
|----|--------------------|----------|
| 30 | HARTFORD | 12/29/09 |
| 28 | LIU BROOKLYN | 11/23/12 |
| 28 | vs. UNC Asheville | 11/30/09 |
| 27 | vs. North Carolina | 12/18/21 |
| 25 | S. CAROLINA ST. | 11/17/22 |
| 25 | at South Carolina | 2/8/22 |
| 25 | CLEVELAND STATE | 11/23/16 |
| 25 | AUBURN | 2/21/15 |
| 25 | vs. UCLA | 12/20/14 |

FEWEST ASSISTS

| Assts. | Opp. | Date |
|--------|------------------|----------|
| 3 | LSU | 2/23/22 |
| 5 | RICHMOND | 11/29/20 |
| 5 | LSU | 2/22/14 |
| 5 | at Arkansas | 3/2/13 |
| 6 | VANDERBILT | 3/1/23 |
| 6 | at Louisville | 12/26/20 |
| 6 | EVANSVILLE | 11/12/19 |
| 6 | vs. Kansas State | 3/22/18 |
| 6 | at Florida | 3/3/18 |
| 6 | vs. Vanderbilt | 3/15/13 |
| 6 | VANDERBILT | 3/1/11 |

MOST TURNOVERS

| TOs. | Opp. | Date |
|------|------------------|----------|
| 24 | MOREHEAD STATE | 11/13/09 |
| 23 | SAM HOUSTON ST. | 11/19/09 |
| 22 | ETSU | 11/17/17 |
| 21 | vs. Georgia Tech | 12/6/20 |
| 21 | RICHMOND | 11/29/20 |
| 21 | LOUISVILLE | 12/31/11 |
| 21 | vs. Old Dominion | 11/20/11 |
| 21 | NORTH CAROLINA | 12/5/09 |

FEWEST TURNOVERS

| TOs. | Opp. | Date |
|------|-----------------------|----------|
| 2 | VANDERBILT | 1/5/21 |
| 3 | at Georgia | 3/3/15 |
| 3 | at South Carolina | 2/4/12 |
| 4 | ALABAMA | 2/23/16 |
| 4 | COLUMBIA | 12/10/14 |
| 4 | vs. Wisconsin | 4/5/14 |
| 4 | PORTLAND | 11/26/11 |
| 5 | FLORIDA | 2/12/22 |
| 5 | at Notre Dame | 12/11/21 |
| 5 | vs. Mississippi State | 3/11/21 |
| 5 | vs. Georgia | 3/9/18 |
| 5 | vs. Georgia | 3/12/16 |
| 5 | at Vanderbilt | 2/27/16 |
| 5 | ALABAMA | 1/31/15 |

MOST BLOCKS

| Blks. | Opp. | Date |
|-------|-----------------|----------|
| 18 | ST. JOHN'S | 12/1/11 |
| 15 | vs. Stony Brook | 3/17/16 |
| 14 | at Georgia | 3/3/10 |
| 13 | LAMAR | 11/24/19 |
| 13 | vs. UCLA | 12/20/14 |
| 13 | at Ole Miss | 1/29/13 |
| 13 | ARKANSAS | 1/17/12 |
| 13 | vs. Kansas | 11/15/11 |
| 13 | MARIST | 11/11/11 |

FEWEST BLOCKS

| Blks. | Opp. | Date |
|-------|------------|----------|
| 0 | at Gonzaga | 11/20/22 |
| 0 | FLORIDA | 2/12/22 |
| 0 | at Kansas | 1/29/22 |
| 0 | at Florida | 3/7/20 |

MOST STEALS

| Stls. | Opp. | Date |
|-------|--------------------|----------|
| 15 | LAFAYETTE | 11/16/12 |
| 13 | NORTH FLORIDA | 11/26/21 |
| 13 | OLE MISS | 1/2/16 |
| 13 | vs. UConn | 12/9/09 |
| 12 | vs. Michigan State | 11/15/22 |
| 12 | at Alabama | 2/5/22 |
| 12 | vs. North Carolina | 12/22/18 |
| 12 | NORTH DAKOTA | 11/14/18 |
| 12 | STEPHEN F. AUSTIN | 11/11/16 |
| 12 | BOSTON | 11/24/15 |
| 12 | NORTH CAROLINA | 12/13/14 |
| 12 | PROVIDENCE | 11/30/14 |
| 12 | LIPSCOMB | 12/15/12 |
| 12 | PORTLAND | 11/26/11 |
| 12 | vs. Cornell | 3/25/10 |
| 12 | GEORGIA | 1/9/10 |
| 12 | vs. UNC Asheville | 11/30/09 |

FEWEST STEALS

| Stls. | Opp. | Date |
|-------|--------------------|----------|
| 0 | at Auburn | 2/1/20 |
| 0 | vs. Baylor | 12/6/13 |
| 1 | at Georgia | 2/11/23 |
| 1 | ARKANSAS | 2/9/21 |
| 1 | vs. Duke | 11/6/18 |
| 1 | at West Virginia | 1/27/18 |
| 1 | vs. Michigan State | 11/12/13 |
| 1 | at Robert Morris | 3/19/13 |
| 1 | vs. West Virginia | 3/19/11 |
| 1 | FLORIDA | 2/26/11 |

MOST PERSONAL FOULS

| Fls. |
|------|
|------|

| | | |
|------|-----------------|----------|
| .647 | AUBURN | 2/21/15 |
| .645 | LAFAYETTE | 11/16/12 |
| .643 | vs. Alabama | 3/10/18 |
| .643 | vs. Providence | 12/1/13 |
| .614 | SOUTH CAROLINA | 2/5/13 |
| .613 | MARIST | 11/11/11 |
| .603 | vs. Wake Forest | 3/20/10 |
| .603 | HARTFORD | 12/29/09 |

LOWEST FIELD-GOAL PCT.

| Pct. | Opp. | Date |
|------|-------------------|----------|
| .269 | at South Carolina | 3/1/14 |
| .281 | at Texas A&M | 1/10/15 |
| .288 | at Alabama | 1/7/23 |
| .296 | BAYLOR | 12/1/12 |
| .298 | LOUISVILLE | 12/31/11 |
| .309 | at Auburn | 2/12/14 |
| .313 | at Missouri | 2/3/18 |
| .315 | GEORGIA | 12/31/17 |
| .318 | at Tennessee | 3/2/19 |
| .322 | VANDERBILT | 3/1/23 |

HIGHEST FREE-THROW PCT.

| Pct. | Opp. | Date |
|-------|---------------|----------|
| 1.000 | FLORIDA | 2/22/20 |
| 1.000 | FLORIDA | 2/7/12 |
| 1.000 | AUSTIN PEAY | 12/19/09 |
| .960 | at Vanderbilt | 2/17/20 |
| .958 | TENNESSEE | 1/18/14 |
| .955 | at Florida | 2/7/15 |
| .952 | TENNESSEE | 1/15/22 |
| .946 | vs. Indiana | 3/23/12 |
| .941 | OHIO | 11/19/21 |
| .933 | AUBURN | 2/25/23 |

min. 10 attempts

LOWEST FREE-THROW PCT.

| Pct. | Opp. | Date |
|------|-----------------|----------|
| .200 | ETSU | 11/17/17 |
| .333 | vs. UConn | 4/2/11 |
| .385 | vs. UCLA | 12/17/22 |
| .391 | ETSU | 11/12/10 |
| .412 | vs. Wake Forest | 3/20/10 |
| .435 | at Vanderbilt | 2/27/16 |
| .471 | at Texas A&M | 2/10/18 |
| .471 | PROVIDENCE | 11/30/14 |
| .478 | at Louisville | 12/29/12 |

min. 10 attempts

HIGHEST 3-POINT PERCENTAGE

| Pct. | Opp. | Date |
|------|--------------|----------|
| .700 | at Florida | 3/1/16 |
| .692 | DREXEL | 12/21/09 |
| .667 | vs. Alabama | 3/10/18 |
| .667 | AUSTIN PEAY | 12/19/09 |
| .643 | ALABAMA | 2/19/22 |
| .636 | vs. Michigan | 3/30/14 |
| .625 | MISSOURI | 2/24/18 |
| .625 | BOSTON | 11/30/10 |
| .615 | AUBURN | 2/25/23 |
| .615 | at Florida | 3/7/20 |

min. 10 attempts

LOWEST 3-POINT PERCENTAGE

| Pct. | Opp. | Date |
|------|--------------|----------|
| .000 | RICHMOND | 11/29/20 |
| .000 | vs. Davidson | 3/15/18 |

| | | |
|------|-------------------|----------|
| .077 | at Georgia | 1/20/21 |
| .077 | vs. Alabama | 3/12/10 |
| .083 | UTAH VALLEY | 11/18/19 |
| .083 | TEXAS | 12/5/14 |
| .091 | OLE MISS | 2/15/20 |
| .091 | at South Carolina | 1/16/18 |
| .091 | at Tennessee | 2/27/10 |
| .100 | vs. Tennessee | 3/12/22 |
| .100 | MISSISSIPPI STATE | 2/4/20 |
| .100 | at Missouri | 2/3/18 |
| .100 | TENNESSEE | 1/31/12 |

min. 10 attempts

HIGHEST REBOUND MARGIN

| Mg. | Opp. | Date |
|-----|-----------------------|----------|
| +36 | OHIO | 11/19/21 |
| +31 | NIJT | 11/14/15 |
| +30 | NORTH DAKOTA | 11/14/18 |
| +30 | GRAND CANYON | 11/14/14 |
| +29 | EASTERN KENTUCKY | 11/8/19 |
| +29 | SOUTHERN ILLINOIS | 11/9/18 |
| +28 | NKU | 11/10/13 |
| +27 | vs. Abilene Christian | 3/21/19 |
| +27 | vs. Little Rock | 1/3/12 |
| +26 | vs. Arizona State | 11/28/16 |
| +26 | LOUISVILLE | 12/31/11 |

LOWEST REBOUND MARGIN

| Mg. | Opp. | Date |
|-----|-----------------------|---------|
| -25 | at Florida | 2/4/17 |
| -18 | at Tennessee | 2/16/13 |
| -16 | vs. Mississippi State | 3/1/21 |
| -16 | vs. Baylor | 12/6/13 |
| -16 | vs. Maryland | 11/9/12 |
| -15 | TENNESSEE | 1/18/14 |
| -14 | at Ole Miss | 3/2/21 |
| -14 | at Auburn | 2/1/20 |
| -14 | at LSU | 1/5/16 |
| -13 | VANDERBILT | 1/5/21 |

KENTUCKY'S 100-POINT GAMES

| Points (Score) | Opponent | Date |
|----------------|-------------------|----------|
| 115 (115-69) | Arizona State | 11/28/16 |
| 111 (111-76) | UT Martin | 11/25/16 |
| 110 (110-75) | Auburn | 2/21/15 |
| 108 (108-58) | Marist | 11/11/11 |
| 107 (107-79) | TENNESSEE | 1/15/22 |
| 107 (107-73) | UIC | 11/26/17 |
| 106 (106-63) | S. CAROLINA STATE | 11/17/22 |
| 105 (105-76) | UT Arlington | 11/19/13 |
| 104 (104-75) | LIU Brooklyn | 11/23/12 |
| 104 (104-61) | Hartford | 12/29/09 |
| 103 (103-100) | N. Carolina | 12/17/16 |
| 102 (102-90) | Indiana | 3/23/12 |
| 102 (102-92) | Rider | 11/21/09 |
| 101 (101-70) | Cleveland St. | 11/23/16 |
| 101 (101-49) | Lafayette | 11/16/12 |
| 101 (101-70) | Arkansas | 1/23/10 |
| 100 (100-60) | R. MORRIS | 11/21/21 |
| 100 (100-58) | Texas A&M | 1/3/17 |
| 100 (100-71) | ETSU | 3/18/10 |

YEAR-BY-YEAR 100-POINT

| Year | No. |
|------|-----|
| 2010 | 4 |
| 2011 | 0 |
| 2012 | 2 |
| 2013 | 2 |
| 2014 | 1 |
| 2015 | 1 |
| 2016 | 0 |
| 2017 | 5 |
| 2018 | 1 |
| 2019 | 0 |
| 2020 | 0 |
| 2021 | 0 |
| 2022 | 2 |
| 2023 | 1 |

SCORING GAMES

| Year | No. |
|------|-----|
| 2010 | 4 |
| 2011 | 0 |
| 2012 | 2 |
| 2013 | 2 |
| 2014 | 1 |
| 2015 | 1 |
| 2016 | 0 |
| 2017 | 5 |
| 2018 | 1 |
| 2019 | 0 |
| 2020 | 0 |
| 2021 | 0 |
| 2022 | 2 |
| 2023 | 1 |

CALIPARI ERA LARGEST MARGINS

VICTORY MARGINS

| Margin (Score) | Opponent | Date |
|----------------|----------------------|----------|
| +58 (86-28) | MONTANA STATE | 11/13/14 |
| +52 (101-49) | LAFAYETTE | 11/16/12 |
| +50 (108-58) | MARIST | 11/11/11 |
| +49 (86-37) | MISSOURI | 1/13/15 |
| +48 (92-44) | UT ARLINGTON | 11/25/14 |
| +48 (88-40) | RADFORD | 11/23/11 |
| +46 (90-44) | MONMOUTH | 11/28/18 |
| +46 (115-69) | vs. Arizona State | 11/28/16 |
| +44 (88-44) | DREXEL | 12/21/09 |
| +43 (106-63) | SOUTH CAROLINA STATE | 11/17/22 |
| +43 (104-61) | HARTFORD | 12/29/09 |

VICTORY MARGIN IN RUPP ARENA

| Margin (Score) | Opponent | Date |
|----------------|----------------------|----------|
| +58 (86-28) | MONTANA STATE | 11/13/14 |
| +52 (101-49) | LAFAYETTE | 11/16/12 |
| +50 (108-58) | MARIST | 11/11/11 |
| +49 (86-37) | MISSOURI | 1/13/15 |
| +48 (92-44) | UT ARLINGTON | 11/25/14 |
| +48 (88-40) | RADFORD | 11/23/11 |
| +46 (90-44) | MONMOUTH | 11/28/18 |
| +44 (88-44) | HIGH POINT | 12/31/21 |
| +44 (88-44) | DREXEL | 12/21/09 |
| +43 (106-63) | SOUTH CAROLINA STATE | 11/17/22 |
| +43 (104-61) | HARTFORD | 12/29/09 |

VICTORY MARGIN IN SEC PLAY

| Margin (Score) | Opponent | Date |
|----------------|-------------------|---------|
| +49 (86-37) | MISSOURI | 1/13/15 |
| +42 (100-58) | TEXAS A&M | 1/3/17 |
| +38 (82-44) | LSU | 1/15/11 |
| +35 (87-52) | at Vanderbilt | 1/29/19 |
| +35 (110-75) | AUBURN | 2/21/15 |
| +34 (82-48) | GEORGIA | 2/9/16 |
| +34 (88-54) | MISSOURI | 1/27/16 |
| +34 (77-43) | SOUTH CAROLINA | 2/14/15 |
| +34 (86-52) | at South Carolina | 2/4/12 |
| +32 (86-54) | AUBURN | 2/25/23 |

VICTORY MARGIN ON THE ROAD

| Margin (Score) | Opponent | Date |
|----------------|-------------------|----------|
| +35 (87-52) | at Vanderbilt | 1/29/19 |
| +34 (86-52) | at South Carolina | 2/4/12 |
| +31 (79-48) | at Portland | 11/19/10 |
| +27 (89-62) | at South Carolina | 2/13/16 |
| +26 (81-55) | at LSU | 2/6/10 |
| +24 (74-50) | at LSU | 1/28/12 |
| +23 (99-76) | at Ole Miss | 12/29/16 |
| +22 (70-48) | at Alabama | 1/17/15 |
| +22 (75-53) | at Auburn | 1/19/13 |
| +20 (69-49) | at Georgia | 1/15/19 |

VICTORY MARGIN AT A NEUTRAL SITE

| Margin (Score) | Opponent | Date |
|----------------|-----------------------|----------|
| +46 (115-69) | vs. Arizona State | 11/28/16 |
| +39 (78-39) | vs. West Virginia | 3/26/15 |
| +39 (83-44) | vs. UCLA | 12/20/14 |
| +38 (85-47) | vs. Penn State | 11/19/11 |
| +35 (79-44) | vs. Abilene Christian | 3/21/19 |
| +32 (72-40) | vs. Kansas | 11/18/14 |
| +30 (90-60) | vs. Wake Forest | 3/20/10 |
| +29 (98-69) | vs. North Carolina | 12/18/21 |

| | | |
|--------------|-----------------|---------|
| +29 (100-71) | vs. ETSU | 3/18/10 |
| +29 (74-45) | vs. Tennessee | 3/13/10 |
| +28 (85-57) | vs. Stony Brook | 3/17/16 |

VICTORY MARGIN IN RUPP ARENA IN THE SEC

| Margin (Score) | Opponent | Date |
|----------------|-------------------|---------|
| +49 (86-37) | MISSOURI | 1/13/15 |
| +42 (100-58) | TEXAS A&M | 1/3/17 |
| +38 (82-44) | LSU | 1/15/11 |
| +35 (110-75) | AUBURN | 2/21/15 |
| +34 (82-48) | GEORGIA | 2/9/16 |
| +34 (88-54) | MISSOURI | 1/27/16 |
| +34 (77-43) | SOUTH CAROLINA | 2/14/15 |
| +32 (86-54) | AUBURN | 2/25/23 |
| +31 (90-59) | SOUTH CAROLINA | 2/19/11 |
| +31 (101-70) | KANSAS | 1/23/10 |
| +30 (85-55) | MISSISSIPPI STATE | 2/27/13 |
| +30 (79-49) | GEORGIA | 3/1/12 |

VICTORY MARGIN ON THE ROAD IN THE SEC

| Margin (Score) | Opponent | Date |
|----------------|----------------------|----------|
| +35 (87-52) | at Vanderbilt | 1/29/19 |
| +34 (86-52) | at South Carolina | 2/4/12 |
| +27 (89-62) | at South Carolina | 2/13/16 |
| +26 (81-55) | at LSU | 2/6/10 |
| +24 (74-50) | at LSU | 1/28/12 |
| +23 (99-76) | at Ole Miss | 12/29/16 |
| +22 (70-48) | at Alabama | 1/17/15 |
| +22 (75-53) | at Auburn | 1/19/13 |
| +20 (69-49) | at Georgia | 1/15/19 |
| +18 (76-58) | at Florida | 1/9/21 |
| +18 (74-56) | at Mississippi State | 2/25/15 |
| +18 (66-48) | at Tennessee | 2/17/15 |

VICTORY MARGIN IN THE SEC TOURNAMENT

| Margin (Score) | Opponent | Date |
|----------------|---------------|---------|
| +29 (74-45) | vs. Tennessee | 3/13/10 |
| +26 (85-59) | vs. Alabama | 3/11/16 |
| +24 (91-67) | vs. Auburn | 3/14/15 |
| +23 (86-63) | vs. Alabama | 3/10/18 |
| +18 (73-55) | vs. Alabama | 3/15/19 |
| +18 (85-67) | vs. LSU | 3/14/14 |
| +17 (82-65) | vs. Arkansas | 3/12/17 |
| +16 (70-54) | vs. Florida | 3/13/11 |
| +15 (78-63) | vs. Arkansas | 3/15/15 |
| +15 (64-49) | vs. Florida | 3/13/15 |

VICTORY MARGIN IN THE NCAA TOURNAMENT

| Margin (Score) | Opponent | Date |
|----------------|-----------------------|---------|
| +39 (78-39) | vs. West Virginia | 3/26/15 |
| +35 (79-44) | vs. Abilene Christian | 3/21/19 |
| +30 (90-60) | vs. Wake Forest | 3/20/10 |
| +29 (100-71) | vs. ETSU | 3/18/10 |
| +28 (85-57) | vs. Stony Brook | 3/17/16 |
| +23 (79-56) | vs. Hampton | 3/19/15 |
| +20 (95-75) | vs. Buffalo | 3/17/18 |
| +17 (62-45) | vs. Cornell | 3/25/10 |
| +16 (87-71) | vs. Iowa State | 3/17/12 |
| +15 (81-66) | vs. Western Kentucky | 3/15/12 |
| +13 (64-51) | vs. Cincinnati | 3/21/15 |

LOSS MARGINS

| Margin (Score) | Opponent | Date |
|----------------|------------------|----------|
| -34 (118-84) | vs. Duke | 11/6/18 |
| -30 (85-55) | at Tennessee | 2/16/13 |
| -26 (78-52) | at Alabama | 1/7/23 |
| -22 (88-66) | at Florida | 2/4/17 |
| -20 (85-65) | ALABAMA | 1/26/21 |
| -19 (71-52) | at Tennessee | 3/2/19 |
| -19 (84-65) | at Florida | 3/18/14 |
| -18 (85-67) | at LSU | 1/5/16 |
| -17 (79-62) | vs. Georgia Tech | 12/6/20 |
| -17 (84-67) | vs. UConn | 11/24/17 |
| -17 (69-52) | at Florida | 2/12/13 |

LOSS MARGINS IN RUPP ARENA

| Margin (Score) | Opponent | Date |
|----------------|-----------|----------|
| -20 (85-65) | ALABAMA | 1/26/21 |
| -15 (88-73) | ARKANSAS | 2/7/23 |
| -12 (76-64) | RICHMOND | 11/29/20 |
| -12 (83-71) | TEXAS A&M | 1/12/13 |
| -11 (82-71) | TENNESSEE | 2/6/21 |
| -10 (69-59) | FLORIDA | 2/15/14 |
| -9 (77-68) | KANSAS | 1/27/23 |
| -9 (64-55) | BAYLOR | 12/1/13 |
| -8 (81-73) | TENNESSEE | 3/7/20 |
| -6 (79-73) | KANSAS | 1/28/17 |

LOSS MARGINS IN SEC PLAY

| Margin (Score) | Opponent | Date |
|----------------|--------------|----------|
| -30 (85-55) | at Tennessee | 2/16/13 |
| -26 (78-52) | at Alabama | 1/7/23 |
| -22 (88-66) | at Florida | 2/4/17 |
| -20 (85-65) | ALABAMA | 1/26/21 |
| -19 (71-52) | at Tennessee | 3/2/19 |
| -19 (84-65) | at Florida | 3/18/14 |
| -18 (85-67) | at LSU | 1/5/16 |
| -17 (69-52) | at Florida | 2/12/13 |
| -15 (88-73) | ARKANSAS | 2/7/23 |
| -14 (89-75) | at Missouri | 12/28/22 |

LOSS MARGINS ON THE ROAD

| Margin (Score) | Opponent | Date |
|----------------|---------------|----------|
| -30 (85-55) | at Tennessee | 2/16/13 |
| -26 (78-52) | at Alabama | 1/7/23 |
| -22 (88-66) | at Florida | 2/4/17 |
| -19 (71-52) | at Tennessee | 3/2/19 |
| -19 (84-65) | at Florida | 3/18/14 |
| -18 (85-67) | at LSU | 1/5/16 |
| -17 (69-52) | at Florida | 2/12/13 |
| -16 (88-72) | at Gonzaga | 11/20/22 |
| -14 (89-75) | at Missouri | 12/28/22 |
| -14 (64-50) | at Notre Dame | 11/29/12 |

LOSS MARGINS AT NEUTRAL SITES

| Margin (Score) | Opponent | Date |
|----------------|--------------------|----------|
| -34 (118-84) | vs. Duke | 11/6/18 |
| -17 (79-62) | vs. Georgia Tech | 12/6/20 |
| -17 (84-67) | vs. UConn | 11/24/17 |
| -16 (64-48) | vs. Vanderbilt | 3/15/13 |
| -12 (75-63) | vs. North Carolina | 12/19/20 |
| -10 (63-53) | vs. UCLA | 12/17/22 |
| -9 (86-77) | vs. Michigan State | 11/15/22 |
| -8 (79-71) | vs. Duke | 11/9/21 |
| -8 (83-75) | vs. UCLA | 12/23/17 |

LOSS MARGINS ON THE ROAD IN THE SEC

| Margin (Score) | Opponent | Date |
|----------------|---------------|----------|
| -26 (78-52) | at Alabama | 1/7/23 |
| -22 (88-66) | at Florida | 2/4/17 |
| -19 (71-52) | at Tennessee | 3/2/19 |
| -19 (84-65) | at Florida | 3/18/14 |
| -18 (85-67) | at LSU | 1/5/16 |
| -17 (69-52) | at Florida | 2/12/13 |
| -14 (89-75) | at Missouri | 12/28/22 |
| -13 (76-63) | at Tennessee | 2/15/22 |
| -13 (80-67) | at Florida | 3/3/18 |
| -13 (73-60) | at Arkansas | 3/2/13 |
| -12 (74-62) | at Vanderbilt | 2/27/16 |

LOSS MARGINS IN RUPP ARENA IN THE SEC

| Margin (Score) | Opponent | Date |
|----------------|-----------|---------|
| -20 (85-65) | ALABAMA | 1/26/21 |
| -15 (88-73) | ARKANSAS | 2/7/23 |
| -12 (83-71) | TEXAS A&M | 1/12/13 |
| -11 (82-71) | TENNESSEE | 2/6/21 |
| -10 (69-59) | FLORIDA | 2/15/14 |
| -8 (81-73) | TENNESSEE | 3/7/20 |
| -4 (71-67) | FLORIDA | 2/27/23 |
| -4 (71-67) | ARKANSAS | 2/27/14 |

LOSS MARGINS IN THE SEC TOURNAMENT

| Margin (Score) | Opponent | Date |
|----------------|-----------------------|---------|
| -16 (64-48) | vs. Vanderbilt | 3/15/13 |
| -7 (80-73) | vs. Vanderbilt | 3/10/23 |
| -7 (69-62) | vs. Tennessee | 3/12/22 |
| -7 (71-64) | vs. Vanderbilt | 3/11/12 |
| -4 (82-78) | vs. Tennessee | 3/16/19 |
| -1 (74-73) | vs. Mississippi State | 3/11/21 |
| -1 (61-60) | vs. Florida | 3/16/14 |

LOSS MARGINS IN THE NCAA TOURNAMENT

| Margin (Score) | Opponent | Date |
|----------------|--------------------|----------|
| -7 (71-64) | vs. Wisconsin | 4/4/15 |
| -7 (73-66) | vs. West Virginia | 3/27/10 |
| -6 (75-69) | vs. Kansas State | 3/19/23 |
| -6 (85-79) | vs. Saint Peter's | 3/17/22 |
| -6 (77-71) | vs. Auburn | 3/31/19 |
| -6 (73-67) | vs. Indiana | 3/19/16 |
| -6 (60-54) | vs. UConn | 3/7/2014 |
| -3 (61-58) | vs. Kansas State | 3/22/18 |
| -3 (65-62) | vs. North Carolina | 3/26/17 |
| -1 (56-55) | vs. UConn | 4/2/11 |

CALIPARI ERA TEAM SEASON RECORDS

MOST WINS

| Wins | Year |
|------|------|
| 38 | 2015 |
| 38 | 2012 |
| 35 | 2010 |
| 32 | 2017 |
| 30 | 2019 |
| 29 | 2014 |
| 29 | 2011 |
| 27 | 2016 |
| 26 | 2022 |
| 26 | 2018 |

FEWEST LOSSES

| Losses | Year |
|--------|------|
| 1 | 2015 |
| 2 | 2012 |
| 3 | 2010 |
| 6 | 2020 |
| 6 | 2017 |
| 7 | 2019 |
| 8 | 2022 |
| 9 | 2016 |
| 9 | 2011 |
| 11 | 2014 |
| 11 | 2018 |

MOST POINTS

| Points | Year |
|--------|------|
| 3,225 | 2017 |
| 3,095 | 2012 |
| 3,012 | 2010 |
| 2,992 | 2014 |
| 2,900 | 2015 |
| 2,861 | 2016 |
| 2,845 | 2011 |
| 2,840 | 2018 |
| 2,806 | 2019 |
| 2,701 | 2022 |

HIGHEST POINTS PER GAME AVERAGE

| Avg. | Year |
|------|------|
| 84.9 | 2017 |
| 79.5 | 2016 |
| 79.4 | 2022 |
| 79.3 | 2010 |
| 77.4 | 2012 |
| 76.8 | 2018 |
| 75.8 | 2019 |
| 74.9 | 2011 |
| 74.8 | 2014 |
| 74.5 | 2023 |

FEWEST OPPONENT POINTS

| Points | Year |
|--------|------|
| 1,754 | 2021 |
| 2,046 | 2020 |
| 2,118 | 2015 |
| 2,127 | 2013 |

| | |
|-------|------|
| 2,394 | 2019 |
| 2,412 | 2011 |
| 2,423 | 2012 |
| 2,451 | 2016 |
| 2,468 | 2010 |
| 2,532 | 2023 |

LOWEST OPPONENT POINTS PER GAME AVG.

| Avg. | Year |
|-------|------|
| .477 | 2019 |
| .475 | 2013 |
| .473 | 2017 |
| .472 | 2018 |
| .468 | 2015 |
| .461 | 2020 |
| .461 | 2011 |
| .461 | 2013 |
| .64.7 | 2019 |
| .64.9 | 2010 |
| .66.0 | 2020 |
| .66.6 | 2014 |
| .67.8 | 2023 |
| .68.1 | 2016 |

HIGHEST SCORING MARGIN

| Margin | Year |
|--------|------|
| .394 | 2020 |
| .394 | 2011 |
| .397 | 2016 |
| .400 | 2019 |
| .404 | 2018 |
| .411 | 2014 |

| | |
|------|------|
| 13.4 | 2017 |
| 12.8 | 2022 |
| 11.4 | 2016 |
| 11.4 | 2011 |
| 11.1 | 2019 |
| 8.4 | 2020 |
| 8.2 | 2014 |

MOST FIELD GOALS

| FGs | Year |
|-------|------|
| 1,134 | 2017 |
| 1,096 | 2012 |
| 1,066 | 2010 |
| 1,030 | 2022 |
| 1,028 | 2016 |
| 1,006 | 2015 |
| 1,004 | 2014 |
| 1,002 | 2011 |
| 998 | 2018 |
| 978 | 2019 |

MOST FIELD GOALS ATTEMPTED

| Atts. | Year |
|-------|------|
| 2,396 | 2017 |
| 2,248 | 2012 |
| 2,228 | 2010 |
| 2,214 | 2014 |
| 2,183 | 2011 |
| 2,150 | 2015 |
| 2,149 | 2016 |
| 2,134 | 2022 |
| 2,115 | 2018 |
| 2,050 | 2019 |

HIGHEST FIELD-GOAL PERCENTAGE

| Pct. | Year |
|------|------|
| .357 | 2018 |
| .354 | 2019 |
| .353 | 2017 |
| .488 | 2012 |
| .483 | 2022 |
| .478 | 2016 |
| .478 | 2010 |
| .477 | 2019 |

LOWEST OPPONENT FIELD-GOAL PCT.

| Pct. | Year |
|------|------|
| .271 | 2015 |
| .301 | 2018 |
| .306 | 2017 |
| .307 | 2020 |
| .312 | 2021 |
| .313 | 2010 |
| .318 | 2012 |
| .322 | 2014 |
| .324 | 2023 |
| .324 | 2013 |
| .324 | 2011 |

LOWEST OPPONENT FIELD-GOAL PCT.

| Pct. | Year |
|------|------|
| .354 | 2015 |
| .374 | 2012 |
| .378 | 2010 |
| .392 | 2013 |
| .394 | 2020 |
| .394 | 2011 |
| .397 | 2016 |
| .400 | 2019 |
| .404 | 2018 |
| .411 | 2014 |

MOST 3-POINTERS MADE

| 3's | Year |
|-----|------|
| 281 | 2011 |
| 267 | 2017 |
| 244 | 2016 |
| 231 | 2010 |
| 225 | 2012 |
| 215 | 2019 |
| 213 | 2023 |
| 207 | 2022 |
| 203 | 2015 |
| 203 | 2014 |

MOST 3-POINTERS ATTEMPTED

| Atts. | Year |
|-------|------|
| 1,146 | 2014 |
| 981 | 2017 |
| 971 | 2010 |
| 943 | 2015 |
| 938 | 2012 |
| 930 | 2018 |
| 859 | 2019 |
| 813 | 2016 |
| 789 | 2011 |
| 757 | 2013 |

MOST 3-POINTERS ATTEMPTED

| Atts. | Year |
|-------|------|
| 607 | 2019 |
| 596 | 2022 |
| 595 | 2012 |
| 582 | 2015 |

HIGHEST 3-POINT FIELD-GOAL PCT.

| Pct. | Year |
|------|------|
| .797 | 2020 |
| .739 | 2019 |
| .729 | 2021 |
| .726 | 2022 |
| .726 | 2015 |
| .723 | 2012 |
| .710 | 2011 |



CALIPARI ERA TEAM SEASON RECORDS

| | |
|------|------|
| .706 | 2023 |
| .703 | 2017 |
| .698 | 2018 |

MOST REBOUNDS

| Rebs. | Year |
|-------|------|
| 1,608 | 2014 |
| 1,584 | 2010 |
| 1,556 | 2012 |
| 1,511 | 2017 |
| 1,482 | 2015 |
| 1,428 | 2018 |
| 1,425 | 2019 |
| 1,420 | 2011 |
| 1,396 | 2016 |
| 1,364 | 2022 |

HIGHEST REBOUNDS

PER GAME AVERAGE

| Avg. | Year |
|------|------|
| 41.7 | 2010 |
| 40.2 | 2014 |
| 40.1 | 2022 |
| 39.8 | 2017 |
| 39.4 | 2023 |
| 38.9 | 2012 |
| 38.8 | 2016 |
| 38.6 | 2018 |
| 38.5 | 2019 |
| 38.0 | 2021 |
| 38.0 | 2015 |

HIGHEST REBOUND MARGIN

| Margin | Year |
|--------|------|
| 9.7 | 2022 |
| 9.4 | 2014 |
| 9.3 | 2023 |
| 9.3 | 2019 |
| 8.1 | 2010 |
| 6.8 | 2015 |
| 6.7 | 2012 |
| 5.2 | 2016 |
| 5.1 | 2018 |
| 4.7 | 2017 |

MOST ASSISTS

| Assts. | Year |
|--------|------|
| 585 | 2017 |
| 573 | 2010 |
| 553 | 2015 |
| 550 | 2022 |
| 531 | 2012 |
| 512 | 2023 |
| 512 | 2016 |
| 501 | 2019 |
| 489 | 2018 |
| 482 | 2011 |

HIGHEST ASSISTS PER GAME AVERAGE

| Avg | Year |
|-------|------|
| 16.18 | 2022 |
| 15.39 | 2017 |

| | |
|-------|------|
| 15.08 | 2010 |
| 15.06 | 2023 |
| 14.22 | 2016 |
| 14.18 | 2015 |
| 13.54 | 2019 |
| 13.39 | 2020 |
| 13.36 | 2013 |
| 13.28 | 2012 |

MOST STEALS

| Stls. | Year |
|-------|------|
| 279 | 2010 |
| 253 | 2015 |
| 242 | 2012 |
| 232 | 2022 |
| 229 | 2017 |
| 220 | 2019 |
| 219 | 2023 |
| 211 | 2011 |
| 208 | 2018 |
| 206 | 2016 |

HIGHEST STEALS PER GAME AVERAGE

| Avg. | Year |
|------|------|
| 7.34 | 2010 |
| 6.82 | 2022 |
| 6.49 | 2015 |
| 6.44 | 2023 |
| 6.28 | 2021 |
| 6.05 | 2012 |
| 6.03 | 2017 |
| 5.95 | 2019 |
| 5.72 | 2016 |
| 5.62 | 2018 |

MOST BLOCKS

| Blks. | Year |
|-------|------|
| 344 | 2012 |
| 273 | 2010 |
| 268 | 2015 |
| 239 | 2011 |
| 236 | 2014 |
| 217 | 2013 |
| 209 | 2016 |
| 201 | 2017 |
| 176 | 2019 |
| 176 | 2018 |

HIGHEST BLOCKS PER GAME AVERAGE

| Avg. | Year |
|------|------|
| 8.60 | 2012 |
| 7.18 | 2010 |
| 6.87 | 2015 |
| 6.58 | 2013 |
| 6.29 | 2011 |
| 5.92 | 2021 |
| 5.90 | 2014 |
| 5.81 | 2016 |
| 5.29 | 2017 |
| 4.94 | 2020 |
| 4.76 | 2019 |
| 4.76 | 2018 |

FEWEST TURNOVERS

| TOs | Year |
|-----|------|
| 349 | 2021 |
| 387 | 2020 |
| 395 | 2022 |
| 400 | 2023 |
| 402 | 2016 |
| 406 | 2011 |
| 408 | 2015 |
| 430 | 2013 |
| 443 | 2017 |
| 453 | 2012 |

LOWEST TURNOVERS

PER GAME AVERAGE

| Avg. | Year |
|-------|------|
| 10.46 | 2015 |
| 10.68 | 2011 |
| 11.17 | 2016 |
| 11.32 | 2012 |
| 11.62 | 2022 |
| 11.66 | 2017 |
| 11.76 | 2023 |
| 12.59 | 2019 |
| 12.03 | 2014 |
| 12.48 | 2020 |

MOST OPPONENT TURNOVERS

| TOs | Year |
|-----|------|
| 544 | 2017 |
| 533 | 2015 |
| 531 | 2010 |
| 466 | 2012 |
| 458 | 2011 |
| 449 | 2019 |
| 447 | 2016 |
| 436 | 2018 |
| 428 | 2014 |
| 415 | 2022 |

FEWEST FOULS

| Fls. | Year |
|------|------|
| 450 | 2021 |
| 487 | 2022 |
| 545 | 2023 |
| 566 | 2013 |
| 568 | 2020 |
| 593 | 2012 |
| 601 | 2011 |
| 602 | 2019 |
| 641 | 2010 |
| 665 | 2015 |

MOST PLAYERS TO AVG. DOUBLE FIGURES

| Players | Year |
|---------|------|
| 5 | 2022 |
| 5 | 2012 |
| 4 | 2023 |
| 4 | 2021 |
| 4 | 2020 |
| 4 | 2019 |
| 4 | 2018 |

| | |
|---|------|
| 4 | 2017 |
| 4 | 2014 |
| 4 | 2013 |
| 4 | 2011 |
| 4 | 2010 |

MOST PLAYERS TO START (5+ GAMES)

| Players | Year |
|---------|------|
| 8 | 2023 |
| 8 | 2020 |
| 7 | 2019 |
| 7 | 2013 |
| 7 | 2015 |
| 7 | 2016 |
| 7 | 2018 |
| 6 | 2022 |
| 6 | 2021 |
| 6 | 2017 |
| 6 | 2014 |
| 6 | 2012 |
| 6 | 2011 |
| 6 | 2010 |

^2020 was limited to 31 regular-season games due to the COVID-19 pandemic
 *2021 squad played just 25 games due to the COVID-19 pandemic and missing the postseason



YEAR-BY-YEAR RESULTS

| YEAR | W L T | | | PCT. | RANK | H | A | N | CONFERENCE | | | CONFERENCE TOURNAMENT | | | NCAA/NIT TOURNAMENT | | | COACH | |
|------|-------|----|---|-------|------|------|-----|-----|------------|---|--------------------|-----------------------|---|---|---------------------|---|---|-------|-----------------|
| | W | L | T | | | | | | W | L | PCT. | FINISH | W | L | FINISH | W | L | | FINISH |
| 1903 | 1 | 2 | | .333 | | 1-2 | | | | | | | | | | | | | |
| 1904 | 1 | 4 | | .250 | | 1-1 | 0-3 | | | | | | | | | | | | Andrus |
| 1905 | 1 | 4 | | .250 | | 1-3 | 0-1 | | | | | | | | | | | | |
| 1906 | 5 | 9 | | .357 | | 2-3 | 3-6 | | | | | | | | | | | | Wendt |
| 1907 | 3 | 6 | | .333 | | 3-2 | | | | | | | | | | | | | Kirby |
| 1908 | 5 | 6 | | .455 | | 4-1 | 1-5 | | | | | | | | | | | | Chambers |
| 1909 | 4 | 4 | | .556 | | 4-1 | 1-3 | | | | | | | | | | | | Chambers |
| 1910 | 4 | 8 | | .333 | | 3-2 | 1-6 | | | | | | | | | | | | Spahr/Sweetland |
| 1911 | 5 | 6 | | .455 | | 3-2 | 2-4 | | | | | | | | | | | | Iddings |
| 1912 | 9 | 0 | | 1.000 | | 7-0 | 2-0 | | | | Southern Champions | | | | | | | | Sweetland |
| 1913 | 5 | 3 | | .625 | | 5-3 | | | | | | | | | | | | | Tigert |
| 1914 | 12 | 2 | | .857 | | 9-0 | 3-2 | | | | | | | | | | | | Brunage |
| 1915 | 7 | 5 | | .583 | | 6-1 | 1-4 | | | | | | | | | | | | Brunage |
| 1916 | 8 | 6 | | .571 | | 4-6 | 4-0 | | | | | | | | | | | | Park |
| 1917 | 4 | 6 | | .400 | | 3-2 | 1-4 | | | | | | | | | | | | Tuttle |
| 1918 | 9 | 2 | 1 | .792 | | 5-0 | 4-1 | 0-1 | | | | | | | | | | | Boles |
| 1919 | 6 | 8 | | .429 | | 3-4 | 3-4 | | | | | | | | | | | | Gill |
| 1920 | 5 | 7 | | .417 | | 3-2 | 2-5 | | | | | | | | | | | | Buchheit |
| 1921 | 13 | 1 | | .929 | | 7-0 | 2-1 | 4-0 | | | | | 4 | 0 | &-SIAA Champions | | | | Buchheit |
| 1922 | 10 | 6 | | .625 | | 5-1 | 4-4 | 1-1 | | | | | 1 | 1 | &-Quarterfinals | | | | Buchheit |
| 1923 | 3 | 10 | | .231 | | 2-7 | 1-3 | | | | | | 0 | 5 | .000 | | | | Buchheit |
| 1924 | 13 | 3 | | .813 | | 10-1 | 3-2 | 0-1 | | | | | 0 | 1 | &-1st Round | | | | Buchheit |
| 1925 | 13 | 8 | | .619 | | 8-2 | 4-5 | 1-1 | | | | | 1 | 1 | %-Quarterfinals | | | | Applegan |
| 1926 | 15 | 3 | | .833 | | 9-1 | 4-1 | 2-1 | | | | | 2 | 1 | %-Semifinals | | | | Eklund |
| 1927 | 3 | 13 | | .188 | | 2-7 | 1-6 | | | | | | 1 | 6 | .143 | | | | Hayden |
| 1928 | 12 | 6 | | .667 | | 6-2 | 4-3 | 2-1 | | | | | 2 | 1 | %-Semifinals | | | | Mauer |
| 1929 | 16 | 5 | | .766 | | 7-2 | 3-2 | 2-1 | | | | | 1 | 1 | %-Quarterfinals | | | | Mauer |
| 1930 | 16 | 3 | | .842 | | 12-1 | 2-1 | 2-1 | | | | | 2 | 1 | %-Semifinals | | | | Mauer |
| 1931 | 15 | 3 | | .833 | | 9-0 | 3-2 | 3-1 | | | | | 3 | 1 | %-Runner-Up | | | | Rupp |
| 1932 | 15 | 2 | | .882 | | 10-1 | 4-0 | 1-1 | | | | | 1 | 1 | %-Quarterfinals | | | | Rupp |
| 1933 | 21 | 3 | | .875 | | 10-1 | 5-2 | 6-0 | | | | | 4 | 0 | SEC Champions | | | | Rupp |
| 1934 | 16 | 1 | | .941 | | 10-0 | 5-0 | 1-1 | | | | | 0 | 1 | Quarterfinals | | | | Rupp |
| 1935 | 19 | 2 | | .905 | | 13-0 | 5-2 | 1-0 | | | | | 1 | 1 | Quarterfinals | | | | Rupp |
| 1936 | 15 | 6 | | .714 | | 11-1 | 3-4 | 1-1 | | | | | 1 | 1 | Semifinals | | | | Rupp |

| YEAR | W L T | | | PCT. | RANK | H | A | N | CONFERENCE | | | CONFERENCE TOURNAMENT | | | NCAA/NIT TOURNAMENT | | | COACH | |
|--|--|----|---|-------|----------|------|------|------|------------|--------|-------|-----------------------|--------|---|---------------------|--------|---|----------------------|---|
| | W | L | T | | | | | | PCT. | FINISH | W | L | FINISH | W | L | FINISH | W | | L |
| 1937 | 17 | 5 | | .773 | | 9-1 | 3-3 | 5-1 | 5 | 3 | .625 | 1st | 3 | 0 | Champions | | | Rupp | |
| 1938 | 13 | 5 | | .722 | | 9-0 | 2-4 | 3-2 | 6 | 0 | 1.000 | 2nd | 0 | 1 | Quarterfinals | | | Rupp | |
| 1939 | 16 | 4 | | .800 | | 8-1 | 5-1 | 3-2 | 5 | 2 | .714 | 1st | 3 | 0 | Champions | | | Rupp | |
| 1940 | 15 | 6 | | .714 | | 8-1 | 2-4 | 5-1 | 4 | 4 | .500 | 7th | 3 | 0 | Champions | | | Rupp | |
| 1941 | 17 | 8 | | .680 | | 9-1 | 5-4 | 3-3 | 8 | 1 | .889 | 1st | 3 | 1 | Runner-Up | | | Rupp | |
| 1942 | 19 | 6 | | .760 | | 10-0 | 4-4 | 5-2 | 6 | 2 | .750 | 3rd | 4 | 0 | Champions | 1 | 1 | Final Four-3rd | |
| 1943 | 17 | 6 | | .739 | | 8-1 | 5-2 | 4-3 | 8 | 1 | .889 | 1st | 3 | 1 | Runner-Up | 2 | 1 | Rupp | |
| 1944 | 19 | 2 | | .905 | | 8-0 | 3-1 | 8-1 | 0 | 0 | .000 | -- | 3 | 0 | Champions | 2 | 1 | Rupp | |
| 1945 | 22 | 4 | | .846 | | 9-0 | 6-2 | 7-2 | 4 | 1 | .800 | 1st | 4 | 0 | Champions | 1 | 1 | Rupp | |
| 1946 | 28 | 4 | | .933 | | 12-0 | 7-1 | 9-1 | 6 | 0 | 1.000 | 1st | 4 | 0 | Champions | 3 | 0 | Champions (NIT) | |
| 1947 | 34 | 3 | | .919 | | 16-0 | 8-1 | 10-2 | 11 | 0 | 1.000 | 1st | 4 | 0 | Champions | 2 | 1 | Runner-Up (NIT) | |
| 1948 | 36 | 3 | | .923 | | 11-0 | 13-2 | 12-1 | 9 | 0 | 1.000 | 1st | 4 | 0 | Champions | 3 | 0 | Final Four-Champions | |
| Kentucky also won the 1948 World Championships, claiming the gold medal at the '48 Olympic Games in London. | | | | | | | | | | | | | | | | | | | |
| 1949 | 32 | 2 | | .941 | 1st/-- | 10-0 | 8-0 | 14-2 | 13 | 0 | 1.000 | 1st | 4 | 0 | Champions | 3 | 0 | Final Four-Champions | |
| 1950 | 25 | 5 | | .833 | 3rd/-- | 10-0 | 6-4 | 9-1 | 11 | 2 | .846 | 1st | 3 | 0 | Champions | 0 | 1 | 1st Round (NIT) | |
| 1951 | 32 | 2 | | .941 | 1st/1st | 14-0 | 8-1 | 10-1 | 14 | 0 | 1.000 | 1st | 3 | 1 | Runner-Up | 4 | 0 | Final Four-Champions | |
| 1952 | 29 | 3 | | .906 | 1st/1st | 12-0 | 8-1 | 9-2 | 14 | 0 | 1.000 | 1st | 4 | 0 | Champions | 1 | 1 | Rupp | |
| 1953 | Under suspension by the NCAA. No official games played. | | | | | | | | | | | | | | | | | | |
| 1954 | 25 | 0 | | 1.000 | 1st/2nd | 16-0 | 5-0 | 4-0 | 14 | 0 | 1.000 | t1st | | | | | | Rupp | |
| 1955 | 23 | 3 | | .885 | 2nd/2nd | 13-1 | 8-1 | 2-1 | 12 | 2 | .857 | 1st | | | | | | Rupp | |
| 1956 | 20 | 6 | | .769 | 9th/NR | 11-2 | 6-2 | 3-2 | 12 | 2 | .857 | 2nd | | | | | | Rupp | |
| 1957 | 23 | 5 | | .821 | 3rd/3rd | 14-2 | 6-3 | 3-0 | 12 | 2 | .857 | 1st | | | | | | Rupp | |
| 1958 | 23 | 6 | | .793 | 9th/14th | 14-1 | 5-4 | 4-1 | 12 | 2 | .857 | 1st | | | | | | Rupp | |
| 1959 | 24 | 3 | | .889 | 2nd/2nd | 13-0 | 7-2 | 4-1 | 12 | 2 | .857 | t2nd | | | | | | Rupp | |
| 1960 | 18 | 7 | | .720 | NR/NR | 11-3 | 4-4 | 3-0 | 10 | 4 | .714 | 3rd | | | | | | Rupp | |
| 1961 | 19 | 9 | | .679 | NR/18th | 12-2 | 2-5 | 5-2 | 10 | 4 | .714 | t2nd | | | | | | Rupp | |
| 1962 | 23 | 3 | | .885 | 3rd/3rd | 14-2 | 6-0 | 3-1 | 13 | 1 | .929 | t1st | | | | | | Rupp | |
| 1963 | 16 | 9 | | .640 | NR/NR | 10-5 | 4-4 | 2-0 | 8 | 6 | .571 | 5th | | | | | | Rupp | |
| 1964 | 21 | 6 | | .778 | 4th/3rd | 13-1 | 4-3 | 4-2 | 11 | 3 | .786 | 1st | | | | | | Rupp | |
| 1965 | 15 | 10 | | .600 | NR/NR | 11-3 | 4-5 | 0-2 | 10 | 6 | .625 | 5th | | | | | | Rupp | |
| 1966 | 27 | 2 | | .931 | 1st/1st | 13-0 | 10-1 | 4-1 | 15 | 1 | .938 | 1st | | | | | | Rupp | |
| 1967 | 13 | 13 | | .500 | NR/NR | 8-7 | 4-6 | 1-0 | 8 | 10 | .444 | t5th | | | | | | Rupp | |
| 1968 | 22 | 5 | | .815 | 4th/4th | 14-1 | 7-3 | 1-1 | 15 | 3 | .833 | 1st | | | | | | Rupp | |
| 1969 | 23 | 5 | | .821 | 7th/7th | 12-1 | 9-2 | 2-2 | 16 | 2 | .889 | 1st | | | | | | Rupp | |
| 1970 | 26 | 2 | | .929 | 1st/1st | 15-0 | 8-1 | 3-1 | 17 | 1 | .944 | 1st | | | | | | Rupp | |
| 1971 | 22 | 6 | | .786 | 10th/-- | 12-1 | 10-2 | 0-3 | 16 | 2 | .889 | 1st | | | | | | Rupp | |

| YEAR | W L T | | | PCT. | RANK | H | A | N | CONFERENCE | | | CONFERENCE TOURNAMENT | | | NCAA/NIT TOURNAMENT | | | COACH |
|------|-------|----|---|------|-----------|------|------|------|------------|--------|-------|-----------------------|--------|---|---------------------|--------|---|--------|
| | W | L | T | | | | | | PCT. | FINISH | W | L | FINISH | W | L | FINISH | W | |
| 1972 | 21 | 7 | | .750 | 18th/14th | 12-1 | 7-4 | 2-2 | 14 | 4 | .778 | t1st | | | | | | Rupp |
| 1973 | 20 | 8 | | .714 | 17th/15th | 11-2 | 7-4 | 2-2 | 14 | 4 | .889 | 1st | | | | | | Hall |
| 1974 | 13 | 13 | | .500 | NR/NR | 9-3 | 4-7 | 0-3 | 9 | 9 | .500 | t4th | | | | | | Hall |
| 1975 | 26 | 5 | | .839 | 2nd/4th | 12-0 | 7-4 | 7-1 | 15 | 3 | .833 | t1st | | | | | | Hall |
| 1976 | 20 | 10 | | .667 | NR/NR | 11-1 | 4-7 | 5-2 | 11 | 7 | .611 | t4th | | | | | | Hall |
| 1977 | 26 | 4 | | .867 | 6th/5th | 12-2 | 10-1 | 4-1 | 16 | 2 | .889 | t1st | | | | | | Hall |
| 1978 | 30 | 2 | | .938 | 1st/1st | 16-0 | 8-2 | 6-0 | 16 | 2 | .889 | 1st | | | | | | Hall |
| 1979 | 19 | 12 | | .613 | NR/NR | 11-3 | 4-7 | 4-2 | 10 | 8 | .556 | 6th | 3 | 1 | Runner-Up | 0 | 1 | Hall |
| 1980 | 29 | 6 | | .829 | 4th/3rd | 12-3 | 9-1 | 8-2 | 15 | 3 | .833 | 1st | 2 | 1 | Semifinals | 1 | 1 | Hall |
| 1981 | 22 | 6 | | .786 | 8th/8th | 15-0 | 7-3 | 0-3 | 15 | 3 | .833 | 2nd | 0 | 1 | Quarterfinals | 0 | 1 | Hall |
| 1982 | 22 | 8 | | .733 | 8th/9th | 15-1 | 6-5 | 1-2 | 13 | 5 | .722 | t1st | 2 | 1 | Semifinals | 0 | 1 | Hall |
| 1983 | 23 | 8 | | .742 | 12th/12th | 14-1 | 6-5 | 3-2 | 13 | 5 | .722 | 1st | 0 | 1 | Quarterfinals | 2 | 1 | Hall |
| 1984 | 29 | 5 | | .853 | 3rd/3rd | 16-0 | 8-4 | 5-1 | 14 | 4 | .778 | 1st | 3 | 0 | Champions | 3 | 1 | Hall |
| 1985 | 18 | 13 | | .581 | NR/NR | 11-3 | 4-8 | 3-2 | 11 | 7 | .611 | t3rd | 0 | 1 | Quarterfinals | 2 | 1 | Hall |
| 1986 | 32 | 4 | | .889 | 3rd/3rd | 18-0 | 10-3 | 4-1 | 17 | 1 | .944 | 1st | 3 | 0 | Champions | 3 | 1 | Sutton |
| 1987 | 18 | 11 | | .621 | NR/NR | 13-2 | 5-6 | 0-3 | 10 | 8 | .556 | t3rd | 0 | 1 | Quarterfinals | 0 | 1 | Sutton |
| 1988 | 25 | 5 | | .833 | 6th/6th | 14-2 | 6-3 | 5-0 | 13 | 5 | .722 | 1st* | 3 | 0 | Champions* | 0 | 1 | Sutton |
| 1989 | 13 | 19 | | .406 | NR/NR | 8-5 | 2-10 | 3-4 | 8 | 10 | .444 | t6th | 0 | 1 | Quarterfinals | | | Sutton |
| 1990 | 14 | 14 | | .500 | NR/NR | 13-2 | 1-10 | 0-2 | 10 | 8 | .556 | t4th@ | | | | | | Pitino |
| 1991 | 22 | 6 | | .786 | 9th/-- | 13-0 | 7-6 | 2-0 | 14 | 4 | .778 | 2nd SEC/1st East | | | | | | Pitino |
| 1992 | 29 | 7 | | .806 | 6th/6th | 15-2 | 5-4 | 9-1 | 12 | 4 | .750 | 2nd SEC/1st East | 3 | 0 | Champions | 3 | 1 | Pitino |
| 1993 | 30 | 4 | | .882 | 6th/3rd | 16-0 | 7-3 | 7-1 | 13 | 3 | .813 | 2nd SEC/2nd East | 3 | 0 | Champions | 4 | 1 | Pitino |
| 1994 | 27 | 7 | | .794 | 7th/8th | 13-1 | 5-4 | 9-2 | 12 | 4 | .750 | 2nd SEC/1st East | 3 | 0 | Champions | 1 | 1 | Pitino |
| 1995 | 28 | 5 | | .848 | 2nd/5th | 12-1 | 7-2 | 9-2 | 14 | 2 | .875 | 1st SEC/1st East | 3 | 0 | Champions | 3 | 1 | Pitino |
| 1996 | 34 | 2 | | .944 | 1st/2nd | 13-0 | 8-0 | 13-2 | 16 | 0 | 1.000 | 1st SEC/1st East | 2 | 1 | Runner-Up | 6 | 0 | Pitino |
| 1997 | 35 | 5 | | .825 | 2nd/5th | 12-1 | 7-3 | 16-1 | 13 | 3 | .813 | 2nd SEC/2nd East | 3 | 0 | Champions | 5 | 1 | Pitino |
| 1998 | 35 | 4 | | .897 | 5th/1st | 12-1 | 11-0 | 15-1 | 14 | 2 | .875 | 1st SEC/1st East | 3 | 0 | Champions | 6 | 0 | Pitino |
| 1999 | 28 | 9 | | .757 | 8th/15th | 9-3 | 4-5 | 12-3 | 11 | 5 | .688 | 3rd SEC/2nd East | 3 | 0 | Champions | 3 | 1 | Smith |
| 2000 | 23 | 10 | | .688 | 16th/13th | 12-3 | 5-4 | 5-3 | 12 | 4 | .750 | t1st SEC/1st East | 0 | 1 | Quarterfinals | 1 | 1 | Smith |
| 2001 | 24 | 10 | | .706 | 9th/8th | 11-1 | 7-5 | 6-4 | 12 | 4 | .750 | t1st SEC/1st East | 3 | 0 | Champions | 2 | 1 | Smith |
| 2002 | 22 | 10 | | .688 | 16th/13th | 12-3 | 5-4 | 5-3 | 16 | 0 | 1.000 | t2nd SEC/1st East | 0 | 1 | Quarterfinals | 2 | 1 | Smith |
| 2003 | 32 | 4 | | .889 | 1st/4th | 12-1 | 10-1 | 10-2 | 16 | 0 | 1.000 | 1st SEC/1st East | 3 | 0 | Champions | 3 | 1 | Smith |
| 2004 | 27 | 5 | | .844 | 2nd/8th | 11-2 | 7-2 | 9-1 | 13 | 3 | .813 | 2nd SEC/1st East | 3 | 0 | Champions | 3 | 1 | Smith |
| 2005 | 28 | 6 | | .824 | 7th/5th | 14-1 | 7-3 | 7-2 | 14 | 2 | .875 | 1st SEC/1st East | 2 | 1 | Runner-Up | 3 | 1 | Smith |
| 2006 | 22 | 13 | | .629 | NR/RV | 10-5 | 6-4 | 6-4 | 9 | 7 | .563 | 6th SEC/3rd East | 2 | 1 | Semifinals | 1 | 1 | Smith |
| 2007 | 22 | 12 | | .647 | RV/RV | 14-2 | 4-6 | 4-4 | 9 | 7 | .563 | 4th SEC/4th East | 1 | 1 | Quarterfinals | 1 | 1 | Smith |

| YEAR | W L T | | | PCT. | RANK | H | A | N | CONFERENCE | | | CONFERENCE TOURNAMENT | | | NCAA/NIT TOURNAMENT | | | COACH | |
|------|-------|----|---|------|-----------|------|------|------|------------|--------|--------|-----------------------|---|---|---------------------|---|---|----------------------|----------|
| | W | L | T | | | | | | PCT. | FINISH | FINISH | FINISH | W | L | FINISH | W | L | | FINISH |
| 2008 | 18 | 13 | | .581 | NR/NR | 14-4 | 4-6 | 0-3 | 12 | 4 | .750 | 3rd SEC/2nd East | 0 | 1 | Quarterfinals | 0 | 1 | First Round | Gillsple |
| 2009 | 22 | 14 | | .611 | NR/NR | 13-6 | 5-7 | 4-1 | 8 | 8 | .500 | 7th SEC/4th East | 1 | 1 | Quarterfinals | 2 | 1 | Quarterfinals (NIT) | Gillsple |
| 2010 | 35 | 3 | | .921 | 2nd/5th | 18-0 | 7-2 | 10-1 | 14 | 2 | .875 | 1st SEC/1st East | 3 | 0 | Champions | 3 | 1 | Elite Eight | Calipari |
| 2011 | 29 | 9 | | .763 | 11th/3rd | 15-0 | 4-7 | 10-2 | 10 | 6 | .625 | 3rd SEC/2nd East | 3 | 0 | Champions | 4 | 1 | Final Four | Calipari |
| 2012 | 38 | 2 | | .950 | 1st/1st | 18-0 | 8-1 | 12-1 | 16 | 0 | 1.000 | 1st SEC/1st East | 2 | 1 | Runner-Up | 6 | 0 | Champions | Calipari |
| 2013 | 21 | 12 | | .636 | NR/NR | 16-2 | 4-8 | 1-2 | 12 | 6 | .667 | 2nd SEC | 0 | 1 | Quarterfinals | 0 | 1 | First Round (NIT) | Calipari |
| 2014 | 29 | 11 | | .725 | RV/2nd | 16-2 | 5-5 | 8-4 | 12 | 6 | .667 | 2nd SEC | 2 | 1 | Runner-Up | 5 | 1 | Final Four-Runner-Up | Calipari |
| 2015 | 38 | 1 | | .974 | 1st/3rd | 19-0 | 10-0 | 9-1 | 18 | 0 | 1.000 | 1st SEC | 3 | 0 | Champions | 4 | 1 | Final Four | Calipari |
| 2016 | 27 | 9 | | .750 | 10th/16th | 17-0 | 4-7 | 6-2 | 13 | 5 | .722 | 11st SEC | 3 | 0 | Champions | 1 | 1 | Second Round | Calipari |
| 2017 | 32 | 6 | | .842 | 6th/5th | 15-2 | 7-3 | 10-1 | 16 | 2 | .889 | 14th SEC | 3 | 0 | Champions | 3 | 1 | Elite Eight | Calipari |
| 2018 | 26 | 11 | | .703 | 18th/17th | 16-2 | 4-6 | 6-3 | 10 | 8 | .556 | 14th SEC | 3 | 0 | Champions | 2 | 1 | Sweet 16 | Calipari |
| 2019 | 30 | 7 | | .811 | 7th/7th | 17-1 | 8-2 | 5-4 | 15 | 3 | .833 | t2nd SEC | 1 | 1 | Semifinals | 3 | 1 | Elite Eight | Calipari |
| 2020 | 25 | 6 | | .806 | 8th/7th | 16-2 | 8-2 | 1-2 | 15 | 3 | .833 | 1st SEC | 0 | 1 | Second Round | 0 | 1 | Second Round | Calipari |
| 2021 | 9 | 16 | | .360 | NR/NR | 5-6 | 4-6 | 0-4 | 8 | 9 | .471 | 8th SEC | 1 | 1 | Semifinals | 0 | 1 | First Round | Calipari |
| 2022 | 26 | 8 | | .765 | 5th/16th | 18-0 | 6-5 | 2-3 | 14 | 4 | .778 | 2nd SEC | 0 | 1 | Quarterfinals | 1 | 1 | Second Round | Calipari |
| 2023 | 22 | 12 | | .647 | RV/RV | 14-4 | 6-4 | 2-4 | 12 | 6 | .667 | 3rd SEC | 0 | 1 | Quarterfinals | 1 | 1 | Second Round | Calipari |

&- Southern Intercollegiate Athletic Association

*-Vacated due to NCAA sanctions

Rankings - AP/UPH (Coaches Poll)

• 2020 SEC and NCAA Tournaments canceled due to the

COVID-19 pandemic

%-Southern Conference

From 1933-50 the SEC champion was determined by a tournament, except for 1935

@-Not eligible for title due to NCAA sanctions

ALL-TIME RESULTS

1903 (1-2)

Coach: Unnamed | Starters: Jan. White Guyn & R.H. Arnett, G; Joe Coons, C; H.Jan. Wurtele & Lee Andrews, F

| | | | |
|--------------|----------------|-------|---|
| Feb. 6 | GEORGETOWN | 6-15 | L |
| Feb. 18 | LEXINGTON YMCA | 11-10 | W |
| Feb. 20 | TRANSYLVANIA | 2-42 | L |
| 19-67 | | | |

1904 (1-4)

Coach: Leander E. Andrus (Mgr.) | Captain: St. John Starters: Guyn, Arnett, St. John, Wurtele, Coons

| | | | |
|--------------|------------------|-------|---|
| Feb. 4 | at Georgetown | 11-26 | L |
| Feb. 12 | at Transylvania# | 5-12 | L |
| Feb. 13 | GEORGETOWN | 10-22 | L |
| Feb. 26 | at Transylvania | 12-14 | L |
| Mar. 4 | CINCINNATI | 25-21 | W |
| 63-95 | | | |

Transylvania (formerly known as Kentucky University) game at UK was called off because of failure to agree on a referee. State College (University of Kentucky) team was present and agreed to play. The offer was accepted and KU won 12-5.

1905 (1-4)

Coach: | Captain: Jan. Mar. Coons

| | | | |
|---------------|-----------------|-------|---|
| Jan. 13 | GEORGETOWN | 9-14 | L |
| Jan. 21 | CINCINNATI YMCA | 22-43 | L |
| Jan. 27 | TRANSYLVANIA | 30-29 | W |
| Feb. 4 | at Transylvania | 1-22 | L |
| Feb. 22 | TRANSYLVANIA | 23-33 | L |
| 85-141 | | | |

1906 (5-9)

Coach: W.B. Wendt (Mgr.) | Captain: Dec. P. Branson Starters: Baer, Donan, Barbee, Wilson, Herman

| | | | |
|----------------|------------------------|-------|---|
| Jan. 11 | LEXINGTON YMCA# | | W |
| Jan. 12 | MIAMI (OHIO) | 10-15 | L |
| Jan. 19 | CENTRAL U. | 15-14 | W |
| Jan. 20 | at Georgetown | 9-34 | L |
| Jan. 26 | at Central U. | 17-15 | W |
| Jan. 27 | CINCINNATI YMCA | 16-23 | L |
| Feb. 3 | Christ Church, Cin. | 24-38 | L |
| Feb. 9 | GEORGETOWN | 22-28 | L |
| Feb. 12 | at New Albany YMCA | 12-29 | L |
| Feb. 13 | at Vernon College | 34-14 | W |
| Feb. 14 | at Moores Hill | 32-11 | W |
| Feb. 15 | at Christ Church, Cin. | 17-54 | L |
| Feb. 16 | at Cincinnati | 6-48 | L |
| Feb. 17 | at Miami (Ohio) | 19-29 | L |
| 236-348 | | | |

W.B. Wendt on Jan. 9, 1969 verified that State College (UK) opened the 1906 season against Kentucky U. (Transylvania) in the YMCA. Athletic committees of the two schools had canceled all games after a fight at a football game in November 1905. Wendt and the Kentucky U. manager agreed to play at the YMCA and list the State College foe as YMCA instead of Kentucky U. State College won but Mr. Wendt didn't remember the score, which he hadn't listed.

1907 (3-6)

Coach: A.Mar. Kirby (Mgr.) Captain: Jan. Mar. Wilson | Starters: Shanklin, Baer, Bryant, Barbee

| | | | |
|---------|----------------|-------|---|
| Jan. 16 | LEXINGTON YMCA | 17-25 | L |
| Jan. 19 | GEORGETOWN | 16-15 | W |
| Jan. 25 | CENTRAL U. | 22-9 | W |
| Feb. 12 | at Central U. | 23-25 | L |
| Feb. 15 | TRANSYLVANIA | 16-14 | W |

| | | | |
|----------------|-------------------|-------|---|
| Feb. 21 | at Georgetown | 8-19 | L |
| Mar. 1 | at Lexington YMCA | 22-41 | L |
| Mar. 7 | at Transylvania | 5-19 | L |
| Mar. 9 | CENTRAL U. | 13-15 | L |
| 142-182 | | | |

1908 (5-6)

Coach: Jan. S. Chambers (Mgr.) | Captain: Richard Barbee

| | | | |
|----------------|------------------------|-------|---|
| Jan. 10 | at Lexington YMCA | 19-29 | L |
| Jan. 21 | TRANSYLVANIA | 20-15 | W |
| Jan. 25 | at Central U. | 21-32 | L |
| Feb. 4 | at Transylvania | 20-15 | W |
| Feb. 8 | LOUISVILLE COLISEUM | 29-28 | W |
| Feb. 10 | at Georgetown | 22-30 | L |
| Feb. 13 | CENTRAL U. | 31-20 | W |
| Feb. 15 | LEXINGTON YMCA | 19-23 | L |
| Feb. 22 | at Louisville Coliseum | 18-30 | W |
| Mar. 3 | GEORGETOWN | 18-13 | W |
| Mar. 7 | at Central U. | 10-29 | L |
| 227-264 | | | |

1909 (5-4)

Mgr: Jan. S. Chambers | Captain: W.C. Fox

| | | | |
|----------------|-------------------------|-------|---|
| Jan. 9 | LEXINGTON HIGH | 28-9 | W |
| Jan. 18 | at Advent Memorial Club | 27-41 | L |
| Jan. 19 | at Cincinnati | 25-41 | L |
| Jan. 27 | CENTRAL U. | 24-23 | W |
| Feb. 6 | at Central U. | 20-35 | L |
| Feb. 8 | GEORGETOWN | 43-32 | W |
| Feb. 15 | at Georgetown | 48-19 | W |
| Feb. 18 | CINCINNATI | 28-23 | W |
| Feb. 26 | CENTRAL U. | 20-26 | L |
| 263-249 | | | |

1910 (4-8)

Coach: R.E. Spahr and E.R. Sweetland | Captain: Bill Rodes

| | | | | |
|----------------|----------------------|-------|---|----|
| Jan. 8 | at Kentucky Wesleyan | 14-12 | W | OT |
| Jan. 22 | GEORGETOWN | 31-11 | W | |
| Jan. 24 | DePAUW | 11-24 | L | |
| Jan. 28 | at Central | 17-87 | L | |
| Feb. 4 | at Georgetown | 16-34 | L | |
| Feb. 7 | at Cincinnati | 17-47 | L | |
| Feb. 9 | at DePauw | 16-28 | L | |
| Feb. 10 | at Rose Poly Technic | 11-52 | L | |
| Feb. 16 | TENNESSEE | 26-5 | W | |
| Mar. 5 | CENTRAL U. | 13-31 | L | |
| Mar. 8 | GEORGETOWN | 24-23 | W | |
| Mar. 11 | at Central | 9-51 | L | |
| 205-405 | | | | |

1911 (5-6)

Coach: H.Jan. Iddings | Captain: Jan. H. Gaiser

| | | | |
|----------------|------------------------|-------|---|
| Jan. 13 | LEXINGTON HIGH | 29-36 | L |
| Jan. 20 | TRANSYLVANIA | 18-23 | L |
| Jan. 27 | at Kentucky Wesleyan | 19-25 | L |
| Feb. 4 | BETHANY | 24-11 | W |
| Feb. 9 | at Ohio Wesleyan | 19-37 | L |
| Feb. 10 | at Otterbein | 27-41 | L |
| Feb. 11 | at Christ Church, Cin. | 21-32 | L |
| Feb. 17 | at Georgetown | 47-22 | W |
| Feb. 23 | BUTLER | 21-16 | W |
| Feb. 27 | at Transylvania | 22-19 | W |
| Mar. 3 | TRANSYLVANIA | 30-24 | W |
| 277-286 | | | |

1912 (9-0)

| Southern Champions | | | |
|--|----------------|-------|---|
| Coach: E.R. Sweetland Captain: W.C. Harrison | | | |
| Jan. 5 | GEORGETOWN | 38-9 | W |
| Jan. 12 | at Central U. | 32-13 | W |
| Jan. 19 | MIAMI (OHIO) | 31-14 | W |
| Jan. 27 | LEXINGTON YMCA | 32-20 | W |
| Feb. 1 | CENTRAL U. | 52-10 | W |
| Feb. 7 | TENNESSEE | 27-15 | W |
| Feb. 22 | VANDERBILT | 28-17 | W |
| Feb. 23 | VANDERBILT | 22-18 | W |
| Mar. 1 | at Georgetown | 19-18 | W |

LEADING SCORERS

| | |
|-------------------------|-----|
| Binkley Barnett (Jr. F) | 7.1 |
| Dec. W. Hart (Jr. F) | 5.4 |
| W.C. Harrison (Sr. C) | 4.0 |
| Jake Gaiser (Sr. G) | 3.9 |
| R.C. Preston (So. G) | 2.7 |
| H.L. Farmer (Jr. F) | 2.2 |

1913 (5-3)

| Coach: Jan. Jan. Tigert Captain: B. Barnett | | | |
|---|---------------------|-------|---|
| Jan. 24 | LEXINGTON YMCA | 25-27 | L |
| Feb. 8 | CINCINNATI | 20-18 | W |
| Feb. 13 | MARIETTA | 42-16 | W |
| Feb. 15 | LOUISVILLE | 34-10 | W |
| Feb. 19 | VANDERBILT | 17-24 | L |
| Feb. 20 | VANDERBILT | 42-29 | W |
| Feb. 27 | MIAMI (OHIO) | 24-16 | W |
| Mar. 1 | CHRIST CHURCH, CIN. | 19-30 | L |

LEADING SCORERS

| | |
|-------------------------|-----|
| R.C. Preston (Jr. C) | 9.1 |
| Binkley Barnett (Sr. F) | 8.4 |
| Ralph Morgan (So. F) | 4.0 |
| H.L. Farmer (Sr. F) | 3.9 |
| William Tuttle (So. F) | 1.0 |

1914 (12-2)

| Coach: Alpha Brumage Captain: William Tuttle | | | |
|--|-----------------|-------|---|
| Jan. 10 | ASHLAND YMCA | 28-15 | W |
| Jan. 17 | LOUISVILLE YMCA | 30-21 | W |
| Jan. 20 | at Ashland YMCA | 30-19 | W |
| Jan. 21 | at Marshall | 46-6 | W |
| Jan. 22 | at Virginia | 23-39 | L |
| Jan. 24 | at VMI | 18-32 | L |
| Jan. 31 | LOUISVILLE YMHA | 59-12 | W |
| Feb. 7 | LOUISVILLE | 22-17 | W |
| Feb. 11 | TENNESSEE | 21-14 | W |
| Feb. 12 | TENNESSEE | 20-18 | W |
| Feb. 21 | CINCINNATI | 20-18 | W |
| Feb. 23 | CHATTANOOGA | 40-7 | W |
| Feb. 28 | MARIETTA | 19-17 | W |
| Mar. 3 | at Louisville | 26-13 | W |

LEADING SCORERS

| | |
|------------------------|-----|
| R.C. Preston (Sr. F) | 6.1 |
| #Tom Zerfoss (Sr. F) | 6.0 |
| Karl Zerfoss (So. G) | 4.7 |
| William Tuttle (Jr. F) | 3.9 |
| Herschel Scott (Jr. G) | 3.2 |

Only played in first six games.

1915 (7-5)

| Coach: Alpha Brumage Captain: Ralph Morgan | | | |
|--|--------------|-------|---|
| Jan. 16 | MARYVILLE | 37-17 | W |
| Jan. 23 | LOUISVILLE | 18-14 | W |
| Jan. 30 | ST. ANDREWS | 32-15 | W |
| Feb. 4 | at Maryville | 23-22 | W |

| | | | |
|---------|-----------------|-------|---|
| Feb. 5 | at Tennessee | 21-36 | L |
| Feb. 6 | at Tennessee | 22-27 | L |
| Feb. 12 | VANDERBILT | 34-39 | L |
| Feb. 13 | VANDERBILT | 36-24 | W |
| Feb. 17 | TENNESSEE | 22-13 | W |
| Feb. 18 | TENNESSEE | 20-18 | W |
| Feb. 26 | vs. St. Andrews | 25-50 | L |
| Feb. 27 | at Louisville | 15-26 | L |

305-301

| LEADING SCORERS | |
|------------------------|-----|
| Ralph Morgan (Sr. F) | 8.3 |
| Jim Server (Jr. C) | 5.3 |
| William Tuttle (Sr. F) | 3.8 |
| Karl Zerfoss (Jr. F) | 3.7 |
| Herschel Scott (Sr. G) | 2.9 |

1916 (8-6)

| Coach: James Park Captain: K.P. Zerfoss | | | |
|---|---------------|-------|---|
| Jan. 14 | at Cincinnati | 39-24 | W |
| Jan. 18 | at Georgetown | 29-22 | W |
| Jan. 31 | GEORGETOWN | 30-22 | W |
| Feb. 4 | VANDERBILT | 25-39 | L |
| Feb. 5 | VANDERBILT | 20-23 | L |
| Feb. 12 | LOUISVILLE | 22-28 | L |
| Feb. 15 | at Centre | 38-5 | W |
| Feb. 19 | CINCINNATI | 34-10 | W |
| Feb. 22 | at Louisville | 32-24 | W |
| Feb. 23 | TENNESSEE | 17-28 | L |
| Feb. 26 | MARYVILLE | 36-25 | W |
| Feb. 29 | CENTRE | 38-14 | W |
| Mar. 3 | MARIETTA | 22-27 | L |
| Mar. 4 | MARIETTA | 23-27 | L |

405-318

| LEADING SCORERS | |
|------------------------|------|
| Derrill Hart (Sr. F) | 13.3 |
| Jim Server (Sr. C) | 5.7 |
| Robert Ireland (Jr. F) | 5.6 |
| Karl Zerfoss (Sr. F) | 3.3 |
| George Gumbert (Sr. G) | 2.4 |

1917 (4-6)

| Coach: W.P. Tuttle Captain: Robert Y. Ireland | | | |
|---|----------------|-------|---|
| Jan. 17 | CENTRE | 31-21 | W |
| Jan. 27 | at Georgetown | 19-22 | L |
| Jan. 30 | ROSE POLY TECH | 33-12 | W |
| Feb. 9 | TENNESSEE | 20-23 | L |
| Feb. 10 | TENNESSEE | 19-22 | L |
| Feb. 16 | at Centre | 24-28 | L |
| Feb. 21 | GEORGETOWN | 32-18 | W |
| Mar. 1 | at Cumberland | 48-20 | W |
| Mar. 2 | at Tennessee | 26-27 | L |
| Mar. 3 | at Tennessee | 10-30 | L |

262-223

| LEADING SCORERS | |
|-----------------------------|-----|
| C.C. Shrader (Sr. F) | 7.1 |
| Robert Ireland (Sr. F) | 5.4 |
| "Dutch" Longworth (Sr. C-F) | 4.4 |
| Pat Campbell (Jr. F) | 4.2 |
| William Rodes (Sr. G) | 1.3 |

1918 (9-2-1)

| Coach: S.A. Boles Captain: Patrick Campbell | | | |
|---|-----------------------|-------|-------|
| Jan. 9 | KENTUCKY WESLEYAN | 23-13 | W |
| Jan. 17 | at Centre | 21-29 | L |
| Jan. 24 | GEORGETOWN | 22-18 | W |
| Feb. 7 | TENNESSEE | 33-26 | W |
| Feb. 8 | TENNESSEE | 40-12 | W |
| Feb. 9 | at Kentucky Wesleyan# | 21-21 | T |
| Feb. 14 | at Georgetown | 25-16 | W |
| Feb. 21 | CENTRE | 22-20 | W 3OT |

| | | | |
|---------|--------------|-------|---|
| Feb. 28 | Cumberland | 42-21 | W |
| Mar. 1 | at Tennessee | 29-18 | W |
| Mar. 2 | at Tennessee | 32-20 | W |

| State Championship (Louisville, Ky.) | | | |
|--------------------------------------|--------|-------|---|
| Mar. 9 | Centre | 12-24 | L |

322-238

Unique tie game resulted from scorer's error which wasn't discovered until after the teams' departures. Contest was rescheduled, but never played for unknown reasons.

LEADING SCORERS

| | |
|-------------------------|------|
| H.C. Thomas (Jr., C-F) | 10.8 |
| Arthur Bastin (Jr., G) | 4.0 |
| A.P. Shanklin (Sr., F) | 3.5 |
| Pat Campbell (Sr. F) | 3.2 |
| George Zerfoss (Jr., F) | 2.8 |

1919 (6-8)

| Coach: Andrew Gill Captain: Jan. A. Dishman | | | |
|---|----------------------|-------|---|
| Jan. 13 | KENTUCKY WESLEYAN | 46-5 | W |
| Jan. 18 | GEORGETOWN | 30-32 | L |
| Jan. 25 | at Centre | 30-38 | L |
| Jan. 31 | at Cincinnati | 18-28 | L |
| Feb. 6 | at Chattanooga | 28-25 | W |
| Feb. 7 | at Tennessee | 22-40 | L |
| Feb. 8 | at Cumberland | 22-21 | W |
| Feb. 14 | VANDERBILT | 26-36 | L |
| Feb. 15 | at Georgetown | 18-22 | L |
| Feb. 21 | CINCINNATI | 34-21 | W |
| Feb. 22 | at Kentucky Wesleyan | 18-13 | W |
| Feb. 24 | CENTRE | 10-21 | L |
| Feb. 28 | TENNESSEE | 30-14 | W |
| Mar. 8 | MIAMI (OHIO) | 14-38 | L |

346-354

| LEADING SCORERS | |
|--------------------------|-----|
| H.C. Thomas (Sr., F) | 7.1 |
| Jan. C. Everett (Jr., F) | 6.6 |
| Bob Lavin (Fr., G) | 5.0 |
| Tony Dishman (Sr., G) | 3.3 |
| Ed Parker (Sr., F) | 3.3 |

1920 (5-7)

| Coach: George C. Buchheit Captain: Jan. C. Everett | | | |
|--|-------------------|-------|------|
| Jan. 17 | at Cincinnati | 11-13 | L |
| Jan. 22 | MARYVILLE | 27-13 | W |
| Jan. 31 | GEORGETOWN | 25-14 | W |
| Feb. 5 | TENNESSEE | 24-29 | L |
| Feb. 7 | TENNESSEE | 26-27 | L |
| Feb. 14 | at Centre | 15-44 | L |
| Feb. 17 | at Georgetown | 28-16 | W |
| Feb. 21 | KENTUCKY WESLEYAN | 43-13 | W |
| Feb. 26 | Cumberland | 21-30 | L |
| Feb. 27 | at Tennessee | 25-28 | L |
| Feb. 28 | at Tennessee | 34-26 | W |
| Mar. 6 | CENTRE | 18-20 | L OT |

297-273

| LEADING SCORERS | |
|--------------------------|------|
| Basil Hayden (So. F) | 10.8 |
| William Blakely (Sr. G) | 7.0 |
| Jan. C. Everett (Sr., C) | 5.5 |
| Bob Lavin (So., F) | 4.1 |
| Jim Wilhelm (Jr., F) | 3.6 |

1921 (13-1)

| Southern Intercollegiate Tournament Champions | | | |
|---|-------------------|-------|---|
| Coach: George C. Buchheit Captain: Basil Hayden | | | |
| Jan. 12 | KENTUCKY WESLEYAN | 38-13 | W |
| Jan. 15 | CUMBERLAND | 37-21 | W |
| Jan. 18 | GEORGETOWN | 38-23 | W |
| Jan. 21 | CHATTANOOGA | 42-10 | W |
| Jan. 26 | at Cincinnati | 26-19 | W |
| Jan. 29 | AUBURN | 40-25 | W |

| | | | |
|---------|---------------|-------|---|
| Feb. 8 | at Centre | 27-29 | L |
| Feb. 15 | at Georgetown | 56-11 | W |
| Feb. 18 | CENTRE | 20-13 | W |
| Feb. 22 | VANDERBILT | 37-18 | W |

| SIAA Tournament (Atlanta) | | | |
|---------------------------|----------------------|-------|---|
| Feb. 25 | vs. Tulane | 50-28 | W |
| Feb. 26 | vs. Mercer | 49-25 | W |
| Feb. 28 | vs. Mississippi A&M | 28-13 | W |
| Mar. 1 | vs. Georgia (Finals) | 20-19 | W |

508-267

| LEADING SCORERS | |
|-----------------------|------|
| William King (Fr., F) | 11.4 |
| Basil Hayden (Jr., F) | 9.6 |
| Paul Adkins (Jr. C) | 6.5 |
| Bob Lavin (Jr. G) | 2.5 |
| Fred Fest (So. C) | 1.3 |

1922 (10-6, 3-1 Southern)

| Coach: George C. Buchheit Captain: R.E. Lavin | | | |
|---|-----------------------|-------|------|
| Jan. 14 | GEORGETOWN | 17-26 | L |
| Jan. 17 | at Louisville | 38-14 | W |
| Jan. 18 | at Vanderbilt | 12-22 | L |
| Jan. 21 | LOUISVILLE | 29-22 | W |
| Jan. 26 | * MISSISSIPPI STATE | 28-21 | W |
| Jan. 27 | MARSHALL | 34-12 | W |
| Feb. 4 | at Centre | 28-21 | W |
| Feb. 6 | at Georgetown | 26-17 | W |
| Feb. 8 | * at Washington & Lee | 21-20 | W |
| Feb. 9 | at VMI | 32-37 | L |
| Feb. 11 | at Georgetown U. | 23-28 | L |
| Feb. 13 | * at Virginia | 30-32 | L OT |
| Feb. 16 | * CLEMSON | 38-14 | W |
| Feb. 20 | CENTRE | 40-23 | W |

| SIAA Tournament (Atlanta) | | | |
|---------------------------|----------------|-------|---|
| Feb. 24 | vs. Georgetown | 41-21 | W |
| Feb. 25 | vs. Mercer | 22-35 | L |

459-365

| LEADING SCORERS | |
|-------------------------|-----|
| Paul Adkins (Sr. C) | 8.8 |
| William King (So. F) | 8.3 |
| Bob Lavin (Sr. F) | 5.2 |
| Basil Hayden (Sr., F) | 5.0 |
| William Poyznz (Jr., F) | 2.9 |

1923 (3-10, 0-5 Southern)

| Coach: George C. Buchheit Captain: Fred Fest | | | |
|--|----------------|-------|---|
| Jan. 13 | at Georgetown | 24-13 | W |
| Jan. 20 | * at Tennessee | 26-30 | L |
| Jan. 22 | CHATTANOOGA | 25-18 | W |
| Jan. 25 | * ALABAMA | 35-45 | L |
| Jan. 27 | CENTRE | 14-21 | L |
| Feb. 3 | * GEORGIA | 19-23 | L |
| Feb. 5 | at Cincinnati | 24-33 | L |
| Feb. 7 | CENTENARY | 21-28 | L |
| Feb. 10 | * TENNESSEE | 23-28 | L |
| Feb. 14 | at Centre | 10-17 | L |
| Feb. 15 | * CLEMSON | 13-30 | L |
| Feb. 19 | GEORGETOWN | 21-45 | L |
| Feb. 23 | SEWANEE | 30-14 | W |

285-349

| LEADING SCORERS | |
|-------------------------|------|
| Carl Riefkin (Jr., F) | 10.2 |
| Fred Fest (Sr., C) | 7.2 |
| William Poyznz (Sr., G) | 3.3 |
| Gilbert Smith (Sr., G) | 1.5 |
| W.G. Wilkinson (Sr., F) | 1.2 |

1924 (13-3, 6-2 Southern)

| Coach: G.C. Buchheit Captain: A.T. Rice | | | |
|---|--------------|-------|---|
| Jan. 1 | * VANDERBILT | 33-13 | W |
| Jan. 8 | MEXICO YMCA | 25-14 | W |

| | | | |
|---------|---------------------|-------|---|
| Jan. 12 | at Georgetown | 32-24 | W |
| Jan. 14 | * MISSISSIPPI STATE | 16-17 | L |
| Jan. 15 | * SEWANEES | 50-15 | W |
| Jan. 18 | * at Tennessee | 13-20 | L |
| Jan. 19 | at Chattanooga | 24-23 | W |
| Feb. 4 | WEST VIRGINIA | 24-21 | W |
| Feb. 9 | at Centre | 27-18 | W |
| Feb. 11 | GEORGETOWN | 39-35 | W |
| Feb. 13 | * CLEMSON | 38-13 | W |
| Feb. 14 | * VIRGINIA | 29-16 | W |
| Feb. 19 | * VIRGINIA TECH | 36-14 | W |
| Feb. 21 | CENTRE | 38-24 | W |
| Feb. 23 | * GEORGIA TECH | 33-27 | W |

| | | | |
|---|--------------------|-------|---|
| Southern Conference Tournament (Atlanta) | | | |
| Feb. 29 | vs. North Carolina | 20-41 | L |

477-335

LEADING SCORERS

| | |
|---------------------------|-----|
| Jim McFarland (So. F) | 9.9 |
| Will Milward (Jr., C) | 5.3 |
| Lowell Underwood (So., C) | 4.9 |
| Carl Riefkin (Sr., F) | 4.3 |
| Bill King (Sr., F) | 2.9 |

ALUMNI GYM ERA (1924-50)

1924-25 (13-8, 6-2 Southern)

Coach: C.O. Applegran | Captain: James McFarland

| | | | |
|---------|--------------------|-------|---|
| Dec. 13 | CINCINNATI | 28-23 | W |
| Dec. 18 | INDIANA | 18-20 | L |
| Dec. 20 | MICHIGAN | 11-21 | L |
| Jan. 3 | at Cincinnati | 20-24 | L |
| Jan. 5 | at Illinois | 26-36 | L |
| Jan. 6 | at Wabash | 10-57 | L |
| Jan. 9 | * OLE MISS | 26-23 | W |
| Jan. 10 | GEORGETOWN | 25-17 | W |
| Jan. 17 | at Centre | 33-26 | W |
| Jan. 30 | * WASHINGTON & LEE | 28-22 | W |
| Feb. 2 | WEST VIRGINIA | 29-19 | W |
| Feb. 5 | * at Alabama | 15-24 | L |
| Feb. 6 | * at Georgia Tech | 18-16 | W |
| Feb. 7 | * at Georgia | 24-28 | L |
| Feb. 9 | * at Tennessee | 35-22 | W |
| Feb. 12 | * TULANE | 29-22 | W |
| Feb. 14 | at Georgetown | 36-21 | W |
| Feb. 18 | * TENNESSEE | 26-21 | W |
| Feb. 21 | CENTRE | 39-10 | W |

| | | | |
|---|-----------------------|-------|---|
| Southern Conference Tournament (Atlanta) | | | |
| Feb. 27 | vs. Mississippi State | 31-26 | W |
| Feb. 28 | vs. Georgia | 31-32 | L |

538-510

LEADING SCORERS

| | |
|---------------------------|-----|
| Jim McFarland (Jr., F) | 7.1 |
| Lowell Underwood (Jr., F) | 6.3 |
| Will Milward (Sr., C) | 6.2 |
| Foster Helm (So., F) | 3.7 |
| Charles Alberts (Jr., G) | 2.5 |

1925-26 (15-3, 8-0 Southern)

Coach: Ray Eklund | Captain: Burgess Carey

| | | | |
|---------|--------------------|-------|---|
| Dec. 19 | DePAUW | 29-38 | L |
| Jan. 5 | at Indiana | 23-34 | L |
| Jan. 9 | BEREA | 37-23 | W |
| Jan. 12 | at Georgetown | 36-21 | W |
| Jan. 16 | * GEORGIA TECH | 25-24 | W |
| Jan. 21 | CENTRE | 45-25 | W |
| Jan. 30 | GEORGETOWN | 25-20 | W |
| Feb. 1 | * ALABAMA | 27-16 | W |
| Feb. 4 | at Centre | 46-19 | W |
| Feb. 5 | * WASHINGTON & LEE | 44-34 | W |
| Feb. 8 | * AUBURN | 35-26 | W |
| Feb. 12 | * at Tennessee | 51-17 | W |
| Feb. 15 | * at Georgia | 22-18 | W |

| | | | |
|---------|--------------|-------|---|
| Feb. 18 | * TENNESSEE | 27-21 | W |
| Feb. 20 | * VANDERBILT | 30-20 | W |

| | | | |
|---|-----------------------|-------|---|
| Southern Conference Tournament (Atlanta) | | | |
| Feb. 26 | vs. VMI | 32-25 | W |
| Feb. 27 | vs. Georgia | 39-34 | W |
| Mar. 1 | vs. Mississippi State | 26-31 | L |

599-446

LEADING SCORERS

| | |
|---------------------------|------|
| Gayle Mohney (Jr., G) | 11.1 |
| Paul Jenkins (So., F) | 7.3 |
| Jim McFarland (Sr., F) | 5.6 |
| Lowell Underwood (Sr., C) | 3.7 |
| Henry Besuden (Sr., C) | 2.1 |

1926-27 (3-13, 1-6 Southern)

Coach: Basil Hayden | Captain: Paul Jenkins

| | | | |
|---------|----------------------|-------|---|
| Dec. 18 | CINCINNATI | 10-48 | L |
| Dec. 21 | INDIANA | 19-38 | L |
| Dec. 27 | at Cincinnati | 22-51 | L |
| Dec. 31 | PRINCETON | 26-30 | L |
| Jan. 3 | * FLORIDA | 44-36 | W |
| Jan. 10 | at Kentucky Wesleyan | 24-31 | L |
| Jan. 15 | * VANDERBILT | 32-48 | L |
| Jan. 21 | * at Tennessee | 14-19 | L |
| Jan. 22 | * at Georgia Tech | 16-48 | L |
| Jan. 29 | CENTRE | 27-25 | W |
| Feb. 1 | at Georgetown | 19-26 | L |
| Feb. 4 | * WASHINGTON & LEE | 34-36 | L |
| Feb. 7 | WEST VIRGINIA | 26-44 | L |
| Feb. 11 | * OLE MISS | 17-37 | L |
| Feb. 12 | at Centre | 22-16 | W |
| Feb. 19 | * TENNESSEE | 21-30 | L |

373-563

LEADING SCORERS

| | |
|----------------------------|-----|
| Paul Jenkins (Jr., F) | 6.1 |
| Edwin Knadler (Sr., F) | 4.4 |
| Van Buren Ropke (Sr., F-C) | 4.2 |
| Frank Phipps (Jr., F) | 3.4 |
| Foster Helm (Sr., C) | 2.5 |

1927-28 (12-6, 7-2 Southern)

Coach: John Mauer | Captain: Paul Jenkins

| | | | |
|---------|--------------------|-------|---|
| Dec. 16 | * CLEMSON | 33-17 | W |
| Dec. 20 | MIAMI (OHIO) | 31-36 | L |
| Jan. 4 | BEREA | 37-16 | W |
| Jan. 9 | at Centre | 36-23 | W |
| Jan. 14 | * VANDERBILT | 43-23 | W |
| Jan. 16 | * at Virginia | 31-28 | W |
| Jan. 18 | at Navy | 26-32 | L |
| Jan. 19 | * at Maryland | 7-37 | L |
| Jan. 28 | * TENNESSEE | 48-18 | W |
| Feb. 3 | * WASHINGTON & LEE | 34-28 | W |
| Feb. 4 | at Indiana | 29-48 | L |
| Feb. 8 | * at Vanderbilt | 54-29 | W |
| Feb. 9 | * at Tennessee | 43-16 | W |
| Feb. 11 | * GEORGIA TECH | 31-35 | L |
| Feb. 18 | CENTRE | 30-20 | W |

| | | | |
|---|--------------------|-------|---|
| Southern Conference Tournament (Atlanta) | | | |
| Feb. 24 | vs. South Carolina | 56-40 | W |
| Feb. 25 | vs. Georgia | 33-16 | W |
| Feb. 27 | vs. Ole Miss | 28-41 | L |

630-503

LEADING SCORERS

| | |
|--------------------------|------|
| Irvine Jeffries (Sr., G) | 11.5 |
| Cecil Combs (So., F) | 10.3 |
| Paul McBrayer (So., G-C) | 5.5 |
| Hays Owens (So., F) | 3.8 |
| Paul Jenkins (Sr., F) | 3.3 |

1928-29 (12-5, 7-4 Southern)

Coach: John Mauer | Captain: Lawrence McGinnis

| | | | |
|---------|------------------------|-------|-------|
| Dec. 15 | EASTERN NORMAL | 35-10 | W |
| Dec. 21 | MIAMI (OHIO) | 43-42 | W 3OT |
| Jan. 4 | * NORTH CAROLINA | 15-26 | L |
| Jan. 12 | at Notre Dame | 19-16 | W |
| Jan. 16 | * at Georgia Tech | 19-33 | L |
| Jan. 17 | * at Tennessee | 35-29 | W |
| Jan. 19 | * TENNESSEE | 27-22 | W |
| Jan. 26 | * ALABAMA | 26-27 | L |
| Feb. 1 | * at Mississippi State | 25-23 | W OT |
| Feb. 2 | * 1 Mississippi State | 32-14 | W |
| Feb. 3 | * at Tulane | 22-34 | L |
| Feb. 8 | * WASHINGTON & LEE | 31-30 | W |
| Feb. 13 | CENTRE | 47-11 | W |
| Feb. 22 | * OLE MISS | 35-30 | W |
| Feb. 23 | * OLE MISS | 32-24 | W |

| | | | |
|---|-------------|-------|---|
| Southern Conference Tournament (Atlanta) | | | |
| Mar. 1 | vs. Tulane | 29-15 | W |
| Mar. 2 | vs. Georgia | 24-26 | L |

496-411

1 Municipal Auditorium (Jackson, Miss.)

LEADING SCORERS

| | |
|-------------------------|-----|
| Stan Milward (So., C) | 6.8 |
| Louis McGinnis (So., F) | 5.8 |
| Cecil Combs (Jr., G) | 5.8 |
| Carey Spicer (So., F) | 5.7 |
| Paul McBrayer (Jr., G) | 2.9 |

1929-30 (16-3, 9-1 Southern)

Coach: John Mauer | Captain: Paul McBrayer

| | | | |
|---------|---------------------|-------|------|
| Dec. 14 | GEORGETOWN | 46-9 | W |
| Dec. 20 | MIAMI (OHIO) | 35-20 | W |
| Dec. 31 | BEREA | 29-26 | W |
| Jan. 3 | * CLEMSON | 31-15 | W |
| Jan. 10 | CREIGHTON | 27-28 | L |
| Jan. 11 | CREIGHTON | 25-21 | W |
| Jan. 18 | * TENNESSEE | 23-20 | W |
| Jan. 24 | * MISSISSIPPI STATE | 38-17 | W |
| Jan. 25 | * MISSISSIPPI STATE | 20-14 | W |
| Jan. 31 | * at Tennessee | 24-29 | L OT |
| Feb. 1 | * at Georgia | 22-21 | W OT |
| Feb. 3 | * at Clemson | 34-20 | W |
| Feb. 8 | * GEORGIA TECH | 39-19 | W |
| Feb. 14 | * GEORGIA | 36-23 | W |
| Feb. 18 | KENTUCKY WESLEYAN | 32-20 | W |
| Feb. 22 | * WASHINGTON & LEE | 28-26 | W OT |

| | | | |
|---|--------------|-------|---|
| Southern Conference Tournament (Atlanta) | | | |
| Feb. 28 | vs. Maryland | 26-21 | W |
| Mar. 1 | vs. Sewanee | 44-22 | W |
| Mar. 3 | vs. Duke | 32-37 | L |

591-408

LEADING SCORERS

| | |
|-------------------------|-----|
| Cecil Combs (Sr., F) | 6.6 |
| Carey Spicer (Jr., F) | 6.5 |
| Stan Milward (Sr., C) | 5.9 |
| Louis McGinnis (So., F) | 5.4 |
| Paul McBrayer (Sr., G) | 4.8 |

ADOLPH RUPP ERA (1930-71)

1930-31 (15-3, 8-2 Southern)

Coach: Adolph Rupp | Captain: Carey Spicer

| | | | |
|---------|-----------------|-------|------|
| Dec. 18 | GEORGETOWN | 67-19 | W |
| Dec. 27 | MARSHALL | 42-26 | W |
| Dec. 31 | BEREA | 41-25 | W |
| Jan. 3 | * CLEMSON | 33-21 | W |
| Jan. 10 | * TENNESSEE | 31-23 | W |
| Jan. 16 | CHATTANOOGA | 55-18 | W |
| Jan. 21 | * at Vanderbilt | 42-37 | W |
| Jan. 31 | * at Tennessee | 36-32 | W OT |

| | | | |
|---------|--------------------|-------|---|
| Feb. 6 | * WASHINGTON & LEE | 23-18 | W |
| Feb. 9 | * GEORGIA TECH | 38-34 | W |
| Feb. 13 | * at Georgia | 16-25 | L |
| Feb. 14 | * at Clemson | 26-29 | L |
| Feb. 16 | * at Georgia Tech | 35-16 | W |
| Feb. 20 | * VANDERBILT | 43-23 | W |

| | | | |
|---|--------------|-------|---|
| Southern Conference Tournament (Atlanta) | | | |
| Feb. 27 | vs. NC State | 33-28 | W |
| Feb. 28 | vs. Duke | 35-30 | W |
| Mar. 2 | vs. Florida | 56-35 | W |
| Mar. 3 | vs. Maryland | 27-29 | L |

679-469

LEADING SCORERS

| | |
|-------------------------|------|
| Carey Spicer (Sr., F) | 10.6 |
| Louis McGinnis (Sr., F) | 9.6 |
| George Yates (Jr., C) | 7.0 |
| Aggie Sale (So., C-F) | 5.6 |
| Jake Bronston (Jr., G) | 3.9 |

1931-32 (15-2, 9-1 Southern)

Coach: Adolph Rupp | Captain: Ellis Johnson

| | | | |
|---------|--------------------|-------|---|
| Dec. 15 | GEORGETOWN | 66-24 | W |
| Dec. 18 | CARNEGIE TECH | 36-34 | W |
| Dec. 23 | BEREA | 52-27 | W |
| Dec. 30 | MARSHALL | 46-16 | W |
| Jan. 2 | * CLEMSON | 43-24 | W |
| Jan. 14 | * at Clemson | 30-17 | W |
| Jan. 15 | * at Sewanee | 30-20 | W |
| Jan. 16 | * at Tennessee | 29-28 | W |
| Jan. 21 | CHATTANOOGA | 51-17 | W |
| Jan. 30 | * WASHINGTON & LEE | 48-28 | W |
| Feb. 3 | * at Vanderbilt | 61-37 | W |
| Feb. 6 | * DUKE | 37-30 | W |
| Feb. 8 | * ALABAMA | 50-22 | W |
| Feb. 13 | * TENNESSEE | 41-27 | W |
| Feb. 20 | * VANDERBILT | 31-32 | L |

| | | | |
|---|--------------------|-------|---|
| Southern Conference Tournament (Atlanta) | | | |
| Feb. 26 | vs. Tulane | 50-30 | W |
| Feb. 27 | vs. North Carolina | 42-43 | L |

743-456

LEADING SCORERS

| | |
|--------------------------|------|
| Aggie Sale (Jr., F) | 13.6 |
| John DeMoisey (So., C-F) | 10.0 |
| Darrell Darby (Jr., F) | 8.4 |
| Howard Kreuter (Jr., F) | 3.9 |
| Ellis Johnson (Jr., G) | 3.6 |

1932-33 (21-3, 8-0 SEC)

SEC Champions | SEC Tournament Champions

Coach: Adolph Rupp | Captain: Forest Sale

| | | | |
|---------|-------------------|-------|---|
| Dec. 9 | ALUMNI | 52-17 | W |
| Dec. 12 | GEORGETOWN | 62-21 | W |
| Dec. 17 | 1 vs. Marshall | 57-23 | W |
| Dec. 20 | * TULANE | 53-17 | W |
| Dec. 21 | * TULANE | 42-11 | W |
| Dec. 30 | at Chicago | 58-26 | W |
| Jan. 2 | OHIO STATE | 30-46 | L |
| Jan. 6 | at Creighton | 32-26 | W |
| Jan. 7 | at Creighton | 22-34 | L |
| Jan. 10 | SOUTH CAROLINA | 44-36 | W |
| Jan. 14 | * at Tennessee | 42-21 | W |
| Jan. 16 | CLEMSON | 67-18 | W |
| Jan. 28 | * TENNESSEE | 44-23 | W |
| Jan. 31 | * at Vanderbilt | 40-29 | W |
| Feb. 1 | at Clemson | 42-32 | W |
| Feb. 2 | at South Carolina | 38-44 | L |
| Feb. 6 | MEXICO | 81-22 | W |
| Feb. 11 | * GEORGIA TECH | 45-22 | W |
| Feb. 13 | 2* vs. Alabama | 35-31 | W |
| Feb. 18 | * VANDERBILT | 45-28 | W |



| SEC Tournament (Atlanta) | | | | |
|--------------------------|---|-----------------------|-------|---|
| Feb. 24 | 3 | vs. Ole Miss | 49-31 | W |
| Feb. 25 | 3 | vs. Florida | 48-24 | W |
| Feb. 27 | 3 | vs. LSU | 51-38 | W |
| Feb. 28 | 3 | vs. Mississippi State | 46-27 | W |

1125-647

- 1 Ashland High School Gymnasium (Ashland, Ky.)
 2 Birmingham Athletic Club (Birmingham, Ala.)
 3 Atlanta Memorial Auditorium (Atlanta)

LEADING SCORERS

| | |
|--------------------------|------|
| Aggie Sale (Sr., C-F) | 13.8 |
| John DeMoisey (Jr., C-F) | 12.0 |
| Bill Davis (Jr., G) | 7.0 |
| Darrell Darby (Sr., F) | 4.0 |
| Ellis Johnson (Sr., G) | 3.8 |

1933-34 (16-1, 11-0 SEC)

Coach: Adolph Rupp | Captain: John DeMoisey

| | | | |
|---------|-----------------|-------|---|
| Dec. 5 | ALUMNI | 53-20 | W |
| Dec. 9 | GEORGETOWN | 41-12 | W |
| Dec. 14 | MARSHALL | 48-26 | W |
| Dec. 16 | CINCINNATI | 31-25 | W |
| Dec. 21 | * at Tulane | 32-22 | W |
| Dec. 22 | * at Tulane | 42-29 | W |
| Jan. 12 | * at Sewanee | 55-16 | W |
| Jan. 13 | * at Tennessee | 44-23 | W |
| Jan. 19 | CHATTANOOGA | 47-20 | W |
| Jan. 27 | * TENNESSEE | 53-26 | W |
| Feb. 1 | 1 vs. Alabama | 33-28 | W |
| Feb. 2 | * at Vanderbilt | 48-26 | W |
| Feb. 8 | * ALABAMA | 26-21 | W |
| Feb. 10 | * GEORGIA TECH | 49-25 | W |
| Feb. 15 | * SEWANEE | 60-15 | W |
| Feb. 17 | * VANDERBILT | 47-27 | W |

SEC Tournament (Atlanta)

| | | | | |
|---------|---|-------------|-------|---|
| Feb. 24 | 2 | vs. Florida | 32-38 | L |
|---------|---|-------------|-------|---|

741-399

- 1 Birmingham Athletic Club (Birmingham, Ala.)
 2 Atlanta Memorial Auditorium (Atlanta)

LEADING SCORERS

| | |
|----------------------------------|------|
| John "Frenchy" DeMoisey (Sr., C) | 12.5 |
| Bill Davis (Sr., G) | 8.3 |
| Dave Lawrence (Jr., F) | 7.9 |
| Garland Lewis (So., C) | 4.9 |
| Jack Tucker (Jr., F) | 3.0 |

1934-35 (19-2, 11-0 SEC)**SEC Co-Champions**

Coach: Adolph Rupp | Captain: Dave Lawrence and Jack Tucker

| | | | |
|---------|-------------------|-------|---|
| Dec. 10 | ALUMNI | 55-8 | W |
| Dec. 13 | OGLETHORPE | 81-12 | W |
| Dec. 21 | * at Tulane | 38-9 | W |
| Dec. 22 | * at Tulane | 52-12 | W |
| Jan. 2 | CHICAGO | 42-16 | W |
| Jan. 5 | at New York U. | 22-23 | L |
| Jan. 14 | CHATTANOOGA | 66-19 | W |
| Jan. 18 | * TULANE | 63-22 | W |
| Jan. 19 | * TULANE | 55-12 | W |
| Jan. 26 | * TENNESSEE | 48-21 | W |
| Feb. 1 | 1* vs. Alabama | 33-26 | W |
| Feb. 2 | * at Vanderbilt | 58-22 | W |
| Feb. 5 | at Xavier | 40-27 | W |
| Feb. 9 | * GEORGIA TECH | 57-30 | W |
| Feb. 11 | * ALABAMA | 25-16 | W |
| Feb. 13 | at Michigan State | 26-32 | L |
| Feb. 16 | * at Tennessee | 38-36 | W |
| Feb. 22 | CREIGHTON | 63-42 | W |
| Feb. 23 | CREIGHTON | 24-13 | W |
| Mar. 2 | * VANDERBILT | 53-19 | W |
| Mar. 7 | XAVIER | 46-29 | W |

985-446

- 1 Birmingham Athletic Club (Birmingham, Ala.)

LEADING SCORERS

| | |
|---------------------------|------|
| Leroy Edwards (So., C) | 16.3 |
| Dave Lawrence (Jr., F) | 9.1 |
| Garland Lewis (Jr., C-F) | 5.8 |
| Jack Tucker (Sr., F) | 3.7 |
| Warfield Donohue (So., G) | 3.5 |

1935-36 (15-6, 6-2 SEC)

Coach: Adolph Rupp | Captain: Milerd Anderson

| | | | |
|---------|-----------------|-------|---|
| Dec. 6 | GEORGETOWN | 42-17 | W |
| Dec. 17 | BEREA | 58-30 | W |
| Dec. 23 | PITTSBURGH | 35-17 | W |
| Jan. 8 | at New York U. | 28-41 | L |
| Jan. 14 | at Xavier | 36-32 | W |
| Jan. 17 | * TULANE | 49-24 | W |
| Jan. 18 | * TULANE | 39-21 | W |
| Jan. 21 | MICHIGAN STATE | 27-19 | W |
| Jan. 25 | * TENNESSEE | 40-31 | W |
| Feb. 1 | * at Vanderbilt | 24-33 | L |
| Feb. 3 | * at Alabama | 32-30 | W |
| Feb. 7 | * ALABAMA | 40-34 | W |
| Feb. 10 | at Notre Dame | 20-41 | L |
| Feb. 11 | at Butler | 39-28 | W |
| Feb. 15 | * at Tennessee | 28-39 | L |
| Feb. 18 | XAVIER | 49-40 | W |
| Feb. 21 | CREIGHTON | 68-38 | W |
| Feb. 22 | CREIGHTON | 29-31 | L |
| Feb. 24 | * VANDERBILT | 61-41 | W |

SEC Tournament (Knoxville, Tenn.)

| | | | | |
|---------|---|-----------------------|-------|---|
| Feb. 28 | 1 | vs. Mississippi State | 41-39 | W |
| Feb. 29 | 1 | vs. at Tennessee | 28-39 | L |

813-587

- 1 Alumni Memorial Gymnasium (Knoxville, Tenn.)

LEADING SCORERS

| | |
|-----------------------------|------|
| Ralph Carlisle (So., F) | 11.5 |
| Joe Hagan (So., F) | 8.0 |
| Garland Lewis (Sr., C) | 7.5 |
| Warfield Donohue (Jr., C) | 3.0 |
| Jan. Rice Walker (So., C-F) | 2.4 |

1936-37 (17-5, 5-3 SEC)**SEC Champions | SEC Tournament Champions**

Coach: Adolph Rupp | Captain: Warfield Donohue

| | | | |
|---------|-------------------|-------|---|
| Dec. 9 | GEORGETOWN | 46-21 | W |
| Dec. 12 | BEREA | 70-26 | W |
| Dec. 15 | at Xavier | 34-28 | W |
| Dec. 21 | CENTENARY | 37-19 | W |
| Jan. 2 | MICHIGAN STATE | 28-21 | W |
| Jan. 5 | 1 Notre Dame | 28-41 | L |
| Jan. 8 | CREIGHTON | 59-36 | W |
| Jan. 14 | at Michigan State | 23-24 | L |
| Jan. 16 | 2 Akron | 32-22 | W |
| Jan. 23 | * TENNESSEE | 43-26 | W |
| Jan. 30 | * at Vanderbilt | 41-26 | W |
| Feb. 1 | 3* Alabama | 38-27 | W |
| Feb. 3 | * at Tulane | 28-35 | L |
| Feb. 4 | * at Tulane | 28-25 | W |
| Feb. 8 | MEXICO | 58-30 | W |
| Feb. 10 | * ALABAMA | 31-34 | L |
| Feb. 13 | * at Tennessee | 24-26 | L |
| Feb. 20 | * VANDERBILT | 51-19 | W |
| Feb. 22 | XAVIER | 23-15 | W |

SEC Tournament (Knoxville, Tenn.)

| | | | | |
|---------|---|------------------|-------|---|
| Feb. 26 | 4 | vs. LSU | 57-37 | W |
| Feb. 27 | 4 | vs. Georgia Tech | 40-30 | W |
| Mar. 1 | 4 | at Tennessee | 39-25 | W |

858-593

- 1 Jefferson County Armory (Louisville, Ky.)
 2 Schmidt Fieldhouse (Cincinnati, Ohio)
 3 Birmingham Athletic Club (Birmingham, Ala.)
 4 Alumni Memorial Gymnasium (Knoxville, Tenn.)

LEADING SCORERS

| | |
|-------------------------|-----|
| Ralph Carlisle (Jr., F) | 9.9 |
|-------------------------|-----|

| | |
|-------------------------|-----|
| Joe Hagan (Jr., F) | 7.3 |
| Homer Thompson (So., C) | 4.9 |
| Walter Hodge (Sr., G) | 3.7 |
| Bernie Oppen (So., G) | 3.5 |

1937-38 (13-5, 6-0 SEC)

Coach: Adolph Rupp | Captain: Jan. Rice Walker

| | | | |
|---------|-------------------|-------|---|
| Dec. 15 | BEREA | 69-35 | W |
| Dec. 18 | CINCINNATI | 38-21 | W |
| Dec. 22 | CENTENARY | 35-25 | W |
| Dec. 29 | 1 vs. Pittsburgh | 40-29 | W |
| Jan. 8 | at Michigan State | 38-43 | L |
| Jan. 10 | at Detroit | 26-34 | L |
| Jan. 15 | at Notre Dame | 37-47 | L |
| Jan. 22 | * TENNESSEE | 52-27 | W |
| Jan. 29 | * at Vanderbilt | 42-19 | W |
| Jan. 31 | 2* vs. Alabama | 57-31 | W |
| Feb. 5 | at Xavier | 32-39 | L |
| Feb. 7 | MICHIGAN STATE | 44-27 | W |
| Feb. 12 | * ALABAMA | 28-21 | W |
| Feb. 14 | MARQUETTE | 35-33 | W |
| Feb. 17 | XAVIER | 45-29 | W |
| Feb. 21 | * VANDERBILT | 48-24 | W |
| Feb. 26 | * at Tennessee | 29-26 | W |

SEC Tournament (Baton Rouge, La.)

| | | | | |
|--------|---|------------|-------|---|
| Mar. 3 | 3 | vs. Tulane | 36-38 | L |
|--------|---|------------|-------|---|

731-512

- 1 Sugar Bowl Classic (Municipal Auditorium | New Orleans)
 2 Birmingham City Auditorium (Birmingham, Ala.)
 3 Huey Long Fieldhouse (Baton Rouge, La.)

LEADING SCORERS

| | |
|-------------------------|------|
| Joe Hagan (Sr., F) | 10.1 |
| Fred Curtis (Jr., F) | 6.3 |
| Bernie Oppen (Jr., G) | 5.6 |
| Homer Thompson (Jr., C) | 4.9 |
| Mickey Rouse (So., G) | 4.4 |

1938-39 (16-4, 5-2 SEC)**SEC Champions | SEC Tournament Champions**

Coach: Adolph Rupp | Captain: Bernard Oppen

| | | | |
|---------|---------------------|-------|---|
| Dec. 2 | GEORGETOWN | 39-19 | W |
| Dec. 10 | KENTUCKY WESLEYAN | 57-18 | W |
| Dec. 17 | CINCINNATI | 44-27 | W |
| Dec. 21 | WASHINGTON & LEE | 67-47 | W |
| Jan. 4 | at Long Island | 34-52 | L |
| Jan. 6 | at St. Joseph's | 41-30 | W |
| Jan. 14 | 1 vs. Notre Dame | 37-42 | L |
| Jan. 21 | * TENNESSEE | 29-30 | L |
| Jan. 28 | 2* vs. Alabama | 38-41 | L |
| Jan. 30 | * at Vanderbilt | 51-37 | W |
| Feb. 4 | Marquette | 37-31 | W |
| Feb. 8 | at Xavier | 41-31 | W |
| Feb. 11 | * ALABAMA | 45-27 | W |
| Feb. 13 | * MISSISSIPPI STATE | 39-28 | W |
| Feb. 18 | * at Tennessee | 36-34 | W |
| Feb. 21 | XAVIER | 43-23 | W |
| Feb. 25 | * VANDERBILT | 52-27 | W |

SEC Tournament (Knoxville, Tenn.)

| | | | | |
|--------|---|--------------|-------|---|
| Mar. 2 | 3 | vs. Ole Miss | 49-30 | W |
| Mar. 3 | 3 | vs. LSU | 53-34 | W |
| Mar. 4 | 3 | at Tennessee | 46-38 | W |

878-646

- 1 Jefferson County Armory (Louisville, Ky.)
 2 Birmingham City Auditorium (Birmingham, Ala.)
 3 Alumni Memorial Gymnasium (Knoxville, Tenn.)

LEADING SCORERS

| | |
|--------------------------|-----|
| Fred Curtis (Sr., F) | 9.2 |
| Homer Thompson (Sr., C) | 6.7 |
| Keith Farnsley (So., F) | 6.4 |
| Mickey Rouse (Jr., G) | 5.4 |
| Marion Cluggish (Jr., C) | 5.3 |

1939-40 (15-6, 4-4 SEC)**SEC Champions | SEC Tournament Champions |****Sugar Bowl Champions**

Coach: Adolph Rupp | Captain: Layton Rouse

| | | | |
|---------|---------------------|-------|---|
| Dec. 9 | BEREA | 74-24 | W |
| Dec. 16 | CINCINNATI | 30-39 | L |
| Dec. 21 | 1 vs. Clemson | 55-31 | W |
| Dec. 27 | 2 vs. Ohio State | 36-30 | W |
| Jan. 1 | KANSAS STATE | 53-26 | W |
| Jan. 6 | at Xavier | 42-41 | W |
| Jan. 8 | WEST VIRGINIA | 47-38 | W |
| Jan. 13 | at Notre Dame | 47-52 | L |
| Jan. 20 | * TENNESSEE | 35-26 | W |
| Jan. 27 | 3* vs. Alabama | 32-36 | L |
| Jan. 29 | * at Vanderbilt | 32-40 | L |
| Feb. 3 | Marquette | 51-45 | W |
| Feb. 10 | * ALABAMA | 46-18 | W |
| Feb. 12 | XAVIER | 37-29 | W |
| Feb. 13 | * MISSISSIPPI STATE | 45-37 | W |
| Feb. 17 | * at Tennessee | 23-27 | L |
| Feb. 19 | * at Georgia Tech | 39-44 | L |
| Feb. 24 | * VANDERBILT | 43-38 | W |

SEC Tournament (Knoxville, Tenn.)

| | | | | |
|---------|---|----------------|-------|---|
| Feb. 29 | 4 | vs. Vanderbilt | 44-34 | W |
| Mar. 1 | 4 | at Tennessee | 30-29 | W |
| Mar. 2 | 4 | vs. Georgia | 51-43 | W |

892-724

- 1 American Enka Gymnasium (Asheville, N.C.)
 2 Sugar Bowl Classic (Municipal Auditorium | New Orleans)
 3 Birmingham City Auditorium (Birmingham, Ala.)
 4 Alumni Memorial Gymnasium (Knoxville, Tenn.)

LEADING SCORERS

| | |
|-------------------------|-----|
| Mickey Rouse (Sr., G) | 8.3 |
| Keith Farnsley (Jr., F) | 7.2 |
| Marion Cluggish (Sr. C) | 7.2 |
| Lee Huber (Jr., G) | 5.4 |
| Jim King (So., C) | 3.9 |
| Carl Combs (Jr., G) | 3.9 |

1940-41 (17-8, 8-1 SEC)

Coach: Adolph Rupp | Captain: Lee Huber

| | | | |
|---------|-------------------|-------|---|
| Dec. 7 | ALUMNI | 62-25 | W |
| Dec. 12 | WEST VIRGINIA | 46-34 | W |
| Dec. 13 | MARYVILLE | 53-14 | W |
| Dec. 18 | at Nebraska | 39-40 | L |
| Dec. 19 | at Creighton | 45-54 | L |
| Dec. 20 | at Kansas State | 28-25 | W |
| Dec. 27 | CENTENARY | 70-18 | W |
| Dec. 30 | 1 vs. Indiana | 45-48 | L |
| Jan. 4 | 2 vs. Notre Dame | 47-48 | L |
| Jan. 9 | at Xavier | 48-43 | W |
| Jan. 11 | at West Virginia | 43-56 | L |
| Jan. 18 | * at Tennessee | 22-32 | L |
| Jan. 20 | * at Georgia Tech | 47-37 | W |
| Jan. 25 | XAVIER | 44-49 | L |
| Feb. 1 | * at Vanderbilt | 51-50 | W |
| Feb. 3 | * at Alabama | 38-36 | W |
| Feb. 8 | * ALABAMA | 46-38 | W |
| Feb. 10 | * OLE MISS | 60-41 | W |
| Feb. 15 | * TENNESSEE | 37-28 | W |
| Feb. 17 | * GEORGIA TECH | 60-41 | W |
| Feb. 24 | * VANDER | | |



| | |
|-------------------------|-----|
| Lee Huber (Sr., G) | 5.9 |
| Keith Farnsley (Sr., F) | 5.8 |
| Mel Brewer (So., C) | 5.1 |
| Milt Ticco (So., C-F) | 4.8 |

1941-42 (19-6, 6-2 SEC)**NCAA Final Four | SEC Champions | SEC Tournament Champions**

Coach: Adolph Rupp | Captain: Carl Staker

| | | | |
|---------|-------------------|-------|---|
| Dec. 6 | MIAMI (OHIO) | 35-21 | W |
| Dec. 13 | at Ohio State | 41-43 | L |
| Dec. 16 | NEBRASKA | 42-27 | W |
| Dec. 22 | SOUTH CAROLINA | 64-25 | W |
| Dec. 30 | TEXAS A&M | 49-29 | W |
| Jan. 2 | WASHINGTON & LEE | 62-32 | W |
| Jan. 10 | at Xavier | 40-39 | W |
| Jan. 17 | * at Tennessee | 40-46 | L |
| Jan. 19 | * at Georgia | 51-26 | W |
| Jan. 20 | * at Georgia Tech | 63-53 | W |
| Jan. 24 | MEXICO | 56-26 | W |
| Jan. 31 | * GEORGIA | 55-38 | W |
| Feb. 2 | * at Alabama | 35-41 | L |
| Feb. 7 | at Notre Dame | 43-46 | L |
| Feb. 9 | * ALABAMA | 50-34 | W |
| Feb. 14 | * TENNESSEE | 36-33 | W |
| Feb. 16 | * GEORGIA TECH | 57-51 | W |
| Feb. 21 | XAVIER | 44-36 | W |

| SEC Tournament (Louisville, Ky.) | | | |
|----------------------------------|----------------------|-------|---|
| Feb. 26 | vs. Florida | 42-36 | W |
| Feb. 27 | vs. Ole Miss | 59-32 | W |
| Feb. 28 | vs. Auburn | 40-31 | W |
| Feb. 28 | vs. Alabama (finals) | 36-34 | W |

| Postseason Game (Louisville, Ky.) | | | |
|-----------------------------------|----------------------|-------|---|
| Mar. 14 | vs. Great Lakes Navy | 47-58 | L |

| NCAA Tournament (New Orleans) | | | |
|-------------------------------|---------------|-------|---|
| Mar. 20 | vs. Illinois | 46-44 | W |
| Mar. 21 | vs. Dartmouth | 28-47 | L |

1161-928

LEADING SCORERS

| | |
|-----------------------|-----|
| Marvin Akers (Jr., G) | 7.6 |
| Mel Brewer (Jr., C) | 7.0 |
| Milt Ticco (Jr., F) | 5.8 |
| Ermal Allen (Sr., F) | 4.9 |
| Ken England (Jr., G) | 4.9 |

1942-43 (17-6, 8-1 SEC)

Coach: Adolph Rupp | Co-Captains: Marvin Akers & Melvin Brewer

| | | | |
|---------|-------------------|-------|---|
| Dec. 12 | CINCINNATI | 61-39 | W |
| Dec. 19 | WASHINGTON | 45-38 | W |
| Dec. 23 | 1 Indiana | 52-58 | L |
| Jan. 2 | OHIO STATE | 40-45 | L |
| Jan. 4 | FORT KNOX | 64-30 | W |
| Jan. 9 | at Xavier | 43-38 | W |
| Jan. 16 | * at Tennessee | 30-28 | W |
| Jan. 18 | * at Georgia | 60-28 | W |
| Jan. 19 | * at Georgia Tech | 38-36 | W |
| Jan. 23 | 1 Notre Dame | 60-55 | W |
| Jan. 26 | * VANDERBILT | 39-38 | W |
| Jan. 30 | * at Alabama | 32-41 | L |
| Feb. 1 | * at Vanderbilt | 54-43 | W |
| Feb. 6 | * ALABAMA | 67-41 | W |
| Feb. 8 | XAVIER | 48-36 | W |
| Feb. 13 | * TENNESSEE | 53-29 | W |
| Feb. 15 | * GEORGIA TECH | 58-31 | W |
| Feb. 20 | at DePaul | 44-53 | L |

| SEC Tournament (Louisville, Ky.) | | | |
|----------------------------------|---------------------|-------|---|
| Feb. 25 | 1 Tulane | 48-31 | W |
| Feb. 26 | 1 Georgia | 59-30 | W |
| Feb. 27 | 1 Mississippi State | 52-43 | W |
| Feb. 27 | 1 Tennessee | 30-33 | L |

| Postseason Game (Louisville, Ky.) | | | |
|-----------------------------------|--------------------|-------|---|
| Mar. 6 | 1 Great Lakes Navy | 39-53 | L |

1116-897

1 Jefferson County Armory (Louisville, Ky.)

| LEADING SCORERS | | | |
|------------------------|--|--|------|
| Milt Ticco (Sr., F) | | | 10.1 |
| Mel Brewer (Sr., C) | | | 8.3 |
| Marvin Akers (Sr., G) | | | 7.1 |
| Mulford Davis (So., F) | | | 7.1 |
| Kenny Rollins (So., G) | | | 5.3 |

1943-44 (19-2)**SEC Champions | SEC Tournament Champions**

Coach: Adolph Rupp

| | | | |
|---------|--------------------|-------|---|
| Dec. 1 | FORT KNOX | 51-18 | W |
| Dec. 4 | BEREA (Naval V-12) | 54-40 | W |
| Dec. 11 | 1 Indiana | 66-41 | W |
| Dec. 13 | at Ohio State | 40-28 | W |
| Dec. 18 | CINCINNATI | 58-30 | W |
| Dec. 20 | at Illinois | 41-43 | L |
| Dec. 28 | 2 Carnegie Tech | 61-14 | W |
| Dec. 30 | at St. John's | 44-38 | W |
| Jan. 8 | 1 Notre Dame | 55-54 | W |
| Jan. 15 | WRIGHT FIELD | 61-28 | W |
| Jan. 31 | FORT KNOX A.R.C. | 76-48 | W |
| Feb. 4 | DePAUW | 38-35 | W |
| Feb. 7 | ILLINOIS | 51-40 | W |
| Feb. 12 | at Cincinnati | 38-34 | W |
| Feb. 26 | OHIO | 51-35 | W |

| SEC Tournament (Louisville, Ky.) | | | |
|----------------------------------|-----------|-------|---|
| Mar. 2 | 1 Georgia | 57-29 | W |
| Mar. 3 | 1 LSU | 55-28 | W |
| Mar. 4 | 1 Tulane | 62-46 | W |

| NIT (New York) | | | |
|----------------|--------------------------|-------|---|
| Mar. 20 | 2 Utah | 46-38 | W |
| Mar. 22 | 2 St. John's | 45-48 | L |
| Mar. 24 | 2 Oklahoma State (cons.) | 45-29 | W |

1095-724

1 Jefferson County Armory (Louisville, Ky.)**2 Madison Square Garden (New York)**

| LEADING SCORERS | | | |
|-------------------------|--|--|------|
| Bob Brannum (Fr., C) | | | 12.1 |
| Jack Tingle (Fr., F) | | | 8.4 |
| Jack Parkinson (Fr., G) | | | 7.0 |
| Wilbur Schu (So., G) | | | 6.2 |
| Tom Moseley (So., G) | | | 4.2 |

1944-45 (22-4, 4-1 SEC)**SEC Champions | SEC Tournament Champions**

Coach: Adolph Rupp

| | | | |
|---------|-------------------|-------|------|
| Dec. 2 | FORT KNOX | 56-23 | W |
| Dec. 4 | BEREA | 56-32 | W |
| Dec. 9 | CINCINNATI | 66-24 | W |
| Dec. 16 | 1 Indiana | 61-43 | W |
| Dec. 23 | OHIO STATE | 53-48 | W OT |
| Dec. 26 | 2 Wyoming | 50-46 | W |
| Dec. 30 | at Temple | 45-44 | W |
| Jan. 1 | at Long Island | 62-52 | W OT |
| Jan. 6 | OHIO | 59-46 | W |
| Jan. 8 | ARKANSAS STATE | 75-6 | W |
| Jan. 13 | MICHIGAN STATE | 66-35 | W |
| Jan. 20 | * at Tennessee | 34-35 | L |
| Jan. 22 | * at Georgia Tech | 64-58 | W |
| Jan. 27 | 1 Notre Dame | 58-59 | L OT |
| Jan. 29 | * GEORGIA | 73-37 | W |
| Feb. 3 | * GEORGIA TECH | 51-32 | W |
| Feb. 5 | at Michigan State | 50-66 | L |
| Feb. 17 | * TENNESSEE | 40-34 | W |
| Feb. 19 | at Ohio | 61-38 | W |
| Feb. 24 | at Cincinnati | 65-35 | W |

| SEC Tournament (Louisville, Ky.) | | | |
|----------------------------------|-------------|-------|---|
| Mar. 1 | 1 Florida | 57-35 | W |
| Mar. 2 | 1 LSU | 68-37 | W |
| Mar. 3 | 1 Alabama | 52-41 | W |
| Mar. 3 | 1 Tennessee | 39-35 | W |

| NCAA Tournament (New York) | | | | |
|----------------------------|-----------------------|-------|---|--|
| Mar. 22 | 3 Ohio State | 37-45 | L | |
| Mar. 24 | 3 Tufts (consolation) | 66-56 | W | |

1464-1042

1 Jefferson County Armory (Louisville, Ky.)**2 Buffalo Memorial Auditorium (Buffalo, N.Y.)****3 Madison Square Garden (New York)**

| LEADING SCORERS | | | |
|--------------------------|--|--|------|
| Alex Groza (Fr., C) | | | 16.5 |
| Jack Tingle (So., F) | | | 11.5 |
| Jack Parkinson (So., G) | | | 10.4 |
| Wilbur Schu (Jr., F) | | | 8.0 |
| Kenton Campbell (Fr., C) | | | 6.3 |

1945-46 (28-2, 6-0 SEC)**NIT Champions | SEC Champions | SEC Tournament Champions**

Coach: Adolph Rupp | Captain: Jack Parkinson

| | | | |
|---------|-------------------|-------|---|
| Dec. 1 | FORT KNOX | 59-34 | W |
| Dec. 7 | WESTERN ONTARIO | 51-42 | W |
| Dec. 8 | WESTERN ONTARIO | 71-28 | W |
| Dec. 15 | CINCINNATI | 67-31 | W |
| Dec. 18 | ARKANSAS | 67-42 | W |
| Dec. 21 | OKLAHOMA | 43-33 | W |
| Dec. 29 | at St. John's | 73-59 | W |
| Jan. 1 | at Temple | 45-53 | L |
| Jan. 5 | OHIO | 57-48 | W |
| Jan. 7 | FORT BENNING | 81-25 | W |
| Jan. 12 | at Michigan State | 55-44 | W |
| Jan. 14 | at Xavier | 62-36 | W |
| Jan. 19 | * at Tennessee | 50-32 | W |
| Jan. 21 | * at Georgia Tech | 68-43 | W |
| Jan. 26 | 1 Notre Dame | 47-56 | L |
| Jan. 28 | * GEORGIA TECH | 54-26 | W |
| Feb. 5 | MICHIGAN STATE | 59-51 | W |
| Feb. 4 | * at Vanderbilt | 59-37 | W |
| Feb. 9 | 2* Vanderbilt | 64-31 | W |
| Feb. 16 | * TENNESSEE | 54-34 | W |
| Feb. 19 | at Ohio | 60-52 | W |
| Feb. 23 | XAVIER | 83-40 | W |

| SEC Tournament (Louisville, Ky.) | | | |
|----------------------------------|-----------|-------|---|
| Feb. 28 | 1 Auburn | 69-24 | W |
| Mar. 1 | 1 Florida | 69-32 | W |
| Mar. 2 | 1 Alabama | 59-30 | W |
| Mar. 2 | 1 LSU | 59-36 | W |

| Postseason Game (Louisville, Ky.) | | | |
|-----------------------------------|----------|-------|---|
| Mar. 9 | 1 Temple | 54-43 | W |

| NIT (New York) | | | |
|----------------|-------------------------|-------|---|
| Mar. 16 | 3 Arizona | 77-53 | W |
| Mar. 18 | 3 West Virginia | 59-51 | W |
| Mar. 20 | 3 Rhode Island (finals) | 46-45 | W |

1821-1194

1 Jefferson County Armory (Louisville, Ky.)**2 Paducah Tilghman Gym (Paducah, Ky.)****3 Madison Square Garden (New York)****LEADING SCORERS**

| | | | |
|-----------------------------|--|--|------|
| Jack Parkinson (6-0, Jr. G) | | | 11.3 |
| Wallace Jones (6-4, Fr. F) | | | 9.7 |
| Ralph Beard (5-10, Fr. G) | | | 9.3 |
| Jack Tingle (6-3, Jr. F) | | | 9.2 |
| Wilbur Schu (6-4, Sr. F) | | | 7.7 |

1946-47 (34-3, 11-0 SEC)**SEC Champions | SEC Tournament Champions**

Coach: Adolph Rupp | Captain: Ken Rollins

| | | | |
|---------|-----------------|-------|---|
| Nov. 28 | INDIANA CENTRAL | 78-36 | W |
| Nov. 30 | * TULANE | 64-35 | W |
| Dec. 2 | FORT KNOX | 68-31 | W |
| Dec. 7 | at Cincinnati | 80-49 | W |
| Dec. 9 | IDAHO | 65-35 | W |
| Dec. 12 | 1 DePaul | 65-45 | W |
| Dec. 14 | TEXAS A&M | 83-18 | W |
| Dec. 16 | MIAMI (OHIO) | 62-49 | W |
| Dec. 21 | 2 St. John's | 70-50 | W |

| | | | |
|---------|-------------------|-------|---|
| Dec. 23 | BAYLOR | 75-34 | W |
| Dec. 28 | WABASH | 96-24 | W |
| Dec. 30 | 3 Oklahoma State | 31-37 | L |
| Jan. 4 | OHIO | 46-36 | W |
| Jan. 11 | Dayton U. | 70-29 | W |
| Jan. 13 | * at Vanderbilt | 82-30 | W |
| Jan. 18 | * at Tennessee | 54-39 | W |
| Jan. 20 | * at Georgia Tech | 70-47 | W |
| Jan. 21 | * at Georgia | 84-45 | W |
| Jan. 25 | XAVIER | 71-34 | W |
| Jan. 27 | MICHIGAN STATE | 86-36 | W |
| Feb. 1 | 1 Notre Dame | 60-30 | W |
| Feb. 3 | * at Alabama | 48-37 | W |
| Feb. 8 | at DePaul | 47-53 | L |
| Feb. 10 | * GEORGIA | 81-40 | W |
| Feb. 15 | * TENNESSEE | 61-46 | W |
| Feb. 17 | * ALABAMA | 63-33 | W |
| Feb. 19 | at Xavier | 58-31 | W |
| Feb. 21 | * VANDERBILT | 84-41 | W |
| Feb. 22 | * GEORGIA TECH | 83-46 | W |

| SEC Tournament (Louisville, Ky.) | | | |
|----------------------------------|----------------|-------|---|
| Feb. 27 | 1 Vanderbilt | 98-29 | W |
| Feb. 28 | 1 Auburn | 84-18 | W |
| Mar. 1 | 1 Georgia Tech | 75-53 | W |
| Mar. 1 | 1 Tulane | 55-38 | W |

| Postseason Game (Louisville, Ky.) | | | |
|-----------------------------------|----------|-------|---|
| Mar. 8 | 1 Temple | 68-29 | W |

| NIT (New York) | | | |
|----------------|------------------------|-------|---|
| Mar. 17 | 2 Long Island | 66-62 | W |
| Mar. 19 | 2 North Carolina State | 60-42 | W |
| Mar. 24 | 2 Utah | 45-49 | L |

2536-1416

1 Jefferson County Armory (Louisville, Ky.)**2 Madison Square Garden (New York)****3 Sugar Bowl Classic (Municipal Auditorium | New Orleans)****LEADING SCORERS**

| | | | |
|------------------------------|--|--|------|
| Ralph Beard (5-10, So. G) | | | 10.9 |
| Alex Groza (6-7, So. C-F) | | | 10.6 |
| Kenneth Rollins (6-0, Jr. G) | | | 8.4 |
| Joe Holland (6-4, Sr. F) | | | 6.2 |
| Wallace Jones (6-4, So. C) | | | 5.9 |

1947-48 (36-3, 9-0 SEC)**World Champions (Olympic Games) | National Champions | SEC Champions | SEC Tournament Champions**

Coach: Adolph Rupp | Captain: Kenneth Rollins

| | | | |
|---------|-------------------------|-------|---|
| Nov. 29 | INDIANA CENTRAL | 80-41 | W |
| Dec. 1 | FORT KNOX | 80-41 | W |
| Dec. 5 | TULSA | 72-18 | W |
| Dec. 6 | TULSA | 71-22 | W |
| Dec. 10 | 1 DePaul | 74-50 | W |
| Dec. 13 | at Cincinnati | 67-31 | W |
| Dec. 17 | XAVIER | 79-37 | W |
| Dec. 20 | at Temple | 59-60 | L |
| Dec. 23 | at St. John's | 52-40 | W |
| Jan. 2 | 1 Creighton | 65-23 | W |
| Jan. 3 | WESTERN ONTARIO | 98-41 | W |
| Jan. 5 | at Miami (Ohio) | 67-53 | W |
| Jan. 10 | at Michigan State | 47-45 | W |
| Jan. 12 | at Ohio | 79-57 | W |
| Jan. 17 | * at Tennessee | 65-54 | W |
| Jan. 19 | * at Georgia Tech | 71-56 | W |
| Jan. 20 | * at Georgia | 88-51 | W |
| Jan. 24 | CINCINNATI | 70-43 | W |
| Jan. 31 | at DePaul | 68-51 | W |
| Feb. 2 | at Notre Dame | 55-64 | L |
| Feb. 5 | * at Alabama | 41-31 | L |
| Feb. 7 | 2 Washington, St. Louis | 69-39 | W |
| Feb. 9 | * at Vanderbilt | 82-51 | W |
| Feb. 14 | * TENNESSEE | 69-42 | W |
| Feb. 16 | * ALABAMA | 63-33 | W |
| Feb. 20 | * VANDERBILT | 79-43 | W |
| Feb. 21 | * GEORGIA TECH | 78-54 | W |



| | | | | |
|--|---|------------------------------|-------|---|
| Feb. 24 | 1 | Temple | 58-38 | W |
| Feb. 28 | | at Xavier | 59-37 | W |
| SEC Tournament (Louisville, Ky.) | | | | |
| Mar. 4 | 1 | Florida | 87-31 | W |
| Mar. 5 | 1 | LSU | 63-47 | W |
| Mar. 6 | 1 | Tennessee | 70-47 | W |
| Mar. 6 | 1 | Georgia Tech (finals) | 54-43 | W |
| NCAA Tournament (New York) | | | | |
| Mar. 18 | 3 | Columbia | 76-53 | W |
| Mar. 20 | 3 | Holy Cross | 60-52 | W |
| Mar. 23 | 3 | Baylor | 58-42 | W |
| Olympic Trials (New York) | | | | |
| Mar. 27 | | Louisville | 91-57 | W |
| Mar. 29 | | Baylor | 77-59 | W |
| (Championship Collegiate Bracket) | | | | |
| Mar. 31 | | PHILLIPS OILERS (AAU CHAMPS) | 49-53 | L |

2690-1730

- 1 Jefferson County Armory (Louisville, Ky.)
- 2 Ellis Auditorium (Memphis, Tenn.)
- 3 Madison Square Garden (New York)

| | | | | |
|--|--|--------------------------|-------|-------|
| Olympic Team Exhibition Games | | | | |
| UK vs. Phillips Oilers | | | | |
| June 30 | | at Tulsa, Okla. | 52-60 | L |
| July 2 | | at Kansas City, Mo. | 70-69 | W ZOT |
| July 7 | | at Lexington, Ky. | 50-56 | L |
| Olympic Games (London, England) | | | | |
| July 30 | | Switzerland | 86-21 | W |
| Aug. 2 | | Czechoslovakia | 53-28 | W |
| Aug. 3 | | Argentina | 59-57 | W |
| Aug. 4 | | Egypt | 66-28 | W |
| Aug. 6 | | Peru | 61-33 | W |
| Aug. 9 | | Uruguay | 63-28 | W |
| Aug. 11 | | Mexico | 71-40 | W |
| Aug. 13 | | France (Gold Medal game) | 65-21 | W |
| World Champions | | | | |

| | | | | |
|------------------------------|----------------------|------|--|--|
| LEADING SCORERS | | | | |
| Alex Groza (6-7, Jr. C) | (488 TP in 39 games) | 12.5 | | |
| Ralph Beard (5-10, Jr. G) | | 12.5 | | |
| Wallace Jones (6-4, Jr. C-F) | | 9.3 | | |
| James Line (6-2, So. F) | | 6.9 | | |
| Kenneth Rollins (6-0, Sr. G) | | 6.6 | | |

1948-49 (32-2, 13-0 SEC)

| | | | | |
|--|----|-------------------|------------|---|
| National Champions SEC Champions SEC Tournament Champions Ranked 1st AP Lost in NIT in attempted "Grand Slam" | | | | |
| Coach: Adolph Rupp | | | | |
| Nov. 29 | | INDIANA CENTRAL | 74-38 | W |
| Dec. 8 | 1 | vs. DePaul | 67-36 | W |
| Dec. 10 | | TULSA | 81-27 | W |
| Dec. 13 | | ARKANSAS | 76-39 | W |
| Dec. 16 | | at Holy Cross | 51-48 | W |
| Dec. 18 | | at St. John's | 57-30 | W |
| Dec. 22 | 1* | vs. Tulane | 51-47 | W |
| Dec. 29 | 2* | vs. Tulane | 78-47 | W |
| Dec. 30 | 2 | vs. Saint Louis | 40-42 | L |
| Jan. 11 | 3 | vs. Bowling Green | 63-61 | W |
| Jan. 15 | * | at Tennessee | 66-51 | W |
| Jan. 17 | * | at Georgia Tech | 56-45 | W |
| Jan. 22 | | at DePaul | 2/NR 56-45 | W |
| Jan. 29 | 1 | vs. Notre Dame | 2/NR 62-38 | W |
| Jan. 31 | * | at Vanderbilt | 2/NR 72-50 | W |
| Feb. 2 | * | at Alabama | 1/NR 56-40 | W |
| Feb. 3 | 4* | vs. Ole Miss | 1/NR 75-45 | W |
| Feb. 5 | 5 | vs. Bradley | 1/18 62-52 | W |
| Feb. 8 | * | TENNESSEE | 1/NR 71-56 | W |
| Feb. 12 | | XAVIER | 1/NR 96-50 | W |
| Feb. 14 | * | ALABAMA | 1/NR 74-32 | W |
| Feb. 16 | * | OLE MISS | 1/NR 85-31 | W |
| Feb. 19 | * | GEORGIA TECH | 1/NR 78-32 | W |
| Feb. 21 | * | GEORGIA | 1/NR 95-40 | W |

| | | | | |
|---|---|---------------------|------------|---|
| Feb. 24 | | at Xavier | 1/NR 51-40 | W |
| Feb. 26 | * | VANDERBILT | 1/NR 70-37 | W |
| SEC Tournament (Louisville, Ky.) | | | | |
| Mar. 3 | 1 | vs. Florida | 1/NR 73-36 | W |
| Mar. 4 | 1 | vs. Auburn | 1/NR 70-39 | W |
| Mar. 5 | 1 | vs. Tennessee | 1/NR 83-44 | W |
| Mar. 5 | 1 | vs. Tulane | 1/7 68-52 | W |
| NIT (New York) | | | | |
| Mar. 14 | 6 | vs. Loyola, Chicago | 1/16 56-67 | L |
| NCAA Eastern Regional (New York) | | | | |
| Mar. 21 | 6 | vs. Villanova | 1/14 85-72 | W |
| Mar. 22 | 6 | vs. Illinois | 1/4 76-47 | W |
| NCAA Finals (Seattle) | | | | |
| Mar. 26 | 7 | vs. Oklahoma State | 1/2 46-36 | W |

2320-1492

- 1 Jefferson County Armory (Louisville, Ky.)
- 2 Sugar Bowl Classic (Municipal Auditorium | New Orleans)
- 3 Cleveland Arena (Cleveland)
- 4 Ellis Auditorium (Memphis, Tenn.)
- 5 Owensboro Sportscenter (Owensboro, Ky.)
- 6 Madison Square Garden (New York)
- 7 Edmondson Pavilion (Seattle)

| | | | | |
|--------------------------------|--|------|--|--|
| LEADING SCORERS | | | | |
| Alex Groza (6-7, Sr. C) | | 20.5 | | |
| Ralph Beard (5-10, Sr. G) | | 10.8 | | |
| Wallace Jones (6-4, Sr. F-C) | | 8.6 | | |
| Cliff Barker (6-2, Sr. G-F) | | 7.3 | | |
| Dale Barnstable (6-3, Jr. F-G) | | 6.1 | | |

1949-50 (25-5, 11-2 SEC)

| | | | | |
|--|----|-----------------------|------------|------|
| SEC Champions SEC Tournament Champions Sugar Bowl Champions Ranked 3rd AP | | | | |
| Coach: Adolph Rupp Captain: Dale Barnstable | | | | |
| Dec. 3 | | INDIANA CENTRAL | 84-61 | W |
| Dec. 10 | | WESTERN ONTARIO | 90-18 | W |
| Dec. 15 | | at St. John's | 58-69 | L |
| Dec. 21 | 1 | vs. DePaul | 49-47 | W |
| Dec. 23 | | at Purdue | 60-54 | W |
| Dec. 29 | 2 | vs. Villanova | 57-56 | W OT |
| Dec. 30 | 2 | vs. Bradley (finals) | 71-66 | W |
| Jan. 2 | 3 | vs. Arkansas | 57-53 | W |
| Jan. 4 | 4* | vs. Mississippi State | 87-55 | W |
| Jan. 9 | | NORTH CAROLINA | 2/NR 83-44 | W |
| Jan. 14 | * | at Tennessee | 2/NR 53-66 | L |
| Jan. 16 | * | at Georgia Tech | 2/NR 61-47 | W |
| Jan. 17 | * | at Georgia | 5/NR 60-71 | L |
| Jan. 21 | | at DePaul | 5/NR 86-53 | W |
| Jan. 23 | | at Notre Dame | 5/NR 51-64 | L |
| Jan. 26 | | at Xavier | 4/NR 58-47 | W |
| Jan. 28 | * | GEORGIA | 4/NR 88-56 | W |
| Jan. 30 | * | at Vanderbilt | 4/NR 58-54 | W |
| Feb. 2 | * | at Alabama | 6/NR 66-64 | W |
| Feb. 4 | 5* | vs. Ole Miss | 6/NR 61-55 | W |
| Feb. 11 | * | TENNESSEE | 7/NR 79-52 | W |
| Feb. 13 | * | ALABAMA | 7/NR 77-57 | W |
| Feb. 15 | * | OLE MISS | 5/NR 90-50 | W |
| Feb. 18 | * | GEORGIA TECH | 5/NR 97-62 | W |
| Feb. 23 | | XAVIER | 5/NR 58-53 | W |
| Feb. 25 | * | VANDERBILT | 5/NR 70-66 | W |

| | | | | |
|---|---|-----------------------|------------|---|
| SEC Tournament (Louisville, Ky.) | | | | |
| Mar. 3 | 1 | vs. Mississippi State | 4/NR 56-46 | W |
| Mar. 4 | 1 | vs. Georgia | 4/NR 79-63 | W |
| Mar. 4 | 1 | vs. Tennessee | 4/NR 95-58 | W |
| NIT (New York) | | | | |
| Mar. 14 | 6 | vs. CCNY | 3/NR 50-89 | L |

2089-1696

- 1 Jefferson County Armory (Louisville, Ky.)
- 2 Sugar Bowl Classic (Municipal Auditorium | New Orleans)
- 3 Little Rock, Ark.
- 4 Owensboro Sportscenter (Owensboro, Ky.)
- 5 Ellis Auditorium (Memphis, Tenn.)
- 6 Madison Square Garden (New York)

| | | | | |
|------------------------------|--|------|--|--|
| LEADING SCORERS | | | | |
| Bill Spivey (7-0, So. C) | | 19.3 | | |
| Jim Line (6-2, Sr. F) | | 13.1 | | |
| Walt Hirsch (6-4, Jr. F) | | 9.9 | | |
| Bobby Watson (5-10, So. G) | | 7.5 | | |
| Dale Barnstable (6-3, Sr. G) | | 5.9 | | |

MEMORIAL COLISEUM ERA (1950-1975)**1950-51 (32-2, 14-0 SEC)**

| | | | | |
|--|----|----------------------|-------------|------|
| National Champions SEC Champions Ranked 1st AP, 1st UPI | | | | |
| Coach: Adolph Rupp Captain: Walt Hirsch | | | | |
| Dec. 1 | | WEST TEXAS STATE | 73-43 | W |
| Dec. 9 | | PURDUE | 70-52 | W |
| Dec. 12 | | at Xavier | 67-56 | W |
| Dec. 14 | * | FLORIDA | 85-37 | W |
| Dec. 16 | | KANSAS | 68-39 | W |
| Dec. 23 | | at St. John's | 1/13 43-37 | W |
| Dec. 29 | 1 | vs. Saint Louis | 1/NR 42-43 | L OT |
| Dec. 30 | 1 | vs. Syracuse | 1/NR 69-59 | W |
| Jan. 5 | * | AUBURN | 3/NR 79-35 | W |
| Jan. 8 | | DePAUL | 3/NR 63-55 | W |
| Jan. 13 | * | ALABAMA | 3/NR 65-48 | W |
| Jan. 15 | | NOTRE DAME | 3/NR 69-44 | W |
| Jan. 20 | * | at Tennessee | 2/NR 70-45 | W |
| Jan. 22 | * | at Georgia Tech | 2/NR 82-61 | W |
| Jan. 27 | * | at Vanderbilt | 1/NR 74-49 | W |
| Jan. 29 | * | at Tulane | 1/NR 104-68 | W |
| Jan. 31 | * | at LSU | 1/NR 81-59 | W |
| Feb. 2 | * | at Mississippi State | 1/NR 80-60 | W |
| Feb. 3 | 2* | vs. Ole Miss | 1/NR 86-39 | W |
| Feb. 9 | * | GEORGIA TECH | 1/NR 75-42 | W |
| Feb. 13 | | XAVIER | 1/NR 78-51 | W |
| Feb. 17 | * | TENNESSEE | 1/NR 86-61 | W |
| Feb. 19 | | at DePaul | 1/NR 60-57 | W |
| Feb. 23 | * | GEORGIA | 1/NR 88-41 | W |
| Feb. 24 | * | VANDERBILT | 1/NR 89-57 | W |

| | | | | |
|---|---|-----------------------|------------|---|
| SEC Tournament (Louisville, Ky.) | | | | |
| Mar. 1 | 3 | vs. Mississippi State | 1/NR 92-70 | W |
| Mar. 2 | 3 | vs. Auburn | 1/NR 84-54 | W |
| Mar. 3 | 3 | vs. Georgia Tech | 1/NR 82-56 | W |
| Mar. 3 | 3 | vs. Vanderbilt | 1/NR 57-61 | L |
| Mar. 13 | | LOYOLA, CHICAGO | 1/NR 97-61 | W |
| NCAA First Round (Raleigh, N.C.) | | | | |
| Mar. 20 | 4 | vs. Louisville | 1/NR 79-68 | W |
| NCAA Eastern Regional (New York) | | | | |
| Mar. 22 | 5 | vs. St. John's | 1/9 59-43 | W |
| Mar. 24 | 5 | vs. Illinois | 1/5 76-74 | W |
| NCAA National Finals (Minneapolis) | | | | |
| Mar. 27 | 6 | vs. Kansas State | 1/4 68-58 | W |

2540-1783

- 1 Sugar Bowl Classic (Municipal Auditorium | New Orleans)
- 2 Owensboro Sportscenter (Owensboro, Ky.)
- 3 Jefferson County Armory (Louisville, Ky.)
- 4 Reynolds Coliseum (Raleigh, N.C.)
- 5 Madison Square Garden (New York)
- 6 Williams Arena (Minneapolis)

| | | | | |
|------------------------------------|--|-----------------------------------|-------|---|
| Exhibition Game | | | | |
| Apr. 27 | | KY ALL-STAR | 92-49 | W |
| Puerto Rico Exhibition Tour | | | | |
| Aug. 25 | | San German Ath. | 86-38 | W |
| Aug. 26 | | Ponce Lions | 83-43 | W |
| Aug. 27 | | San Turce | 93-40 | W |
| Aug. 29 | | Univ. of Puerto Rico | 91-44 | W |
| Sep. 2 | | U.S. Navy (called at half - rain) | 52-23 | W |
| Sep. 3 | | Puerto Rico | 75-46 | W |
| (N1) Owensboro, Ky. | | | | |
| LEADING SCORERS | | | | |
| Bill Spivey (7-0, Jr. C) | | 19.2 | | |
| Shelby Linville (6-5, Jr. F) | | 10.4 | | |
| Bobby Watson (5-10, Jr. G) | | 10.4 | | |
| Frank Ramsey (6-3, So. G) | | 10.1 | | |

| | |
|--------------------------|-----|
| Cliff Hagan (6-4, So. C) | 9.2 |
| Walt Hirsch (6-3, Sr. F) | 9.1 |

1951-52 (29-3, 14-0 SEC)

| | | | | |
|---|----|-------------------|-------------|---|
| SEC Champions SEC Tournament Champions Runner-Up Sugar Bowl Ranked 1st AP, 1st UPI | | | | |
| Coach: Adolph Rupp Captain: Robert Watson | | | | |
| Dec. 8 | | WASHINGTON & LEE | 96-46 | W |
| Dec. 10 | | at Xavier | 1/NR 97-72 | W |
| Dec. 13 | | at Minnesota | 1/NR 57-61 | L |
| Dec. 17 | | ST. JOHN'S | 2/1 81-40 | W |
| Dec. 20 | | DePAUL | 2/NR 98-60 | W |
| Dec. 26 | | UCLA | 1/16 84-53 | W |
| Dec. 28 | 1 | vs. BYU | 1/NR 84-64 | W |
| Dec. 29 | 1 | vs. Saint Louis | 1/12 60-61 | L |
| Jan. 3 | 2 | vs. Ole Miss | 4/NR 116-58 | W |
| Jan. 5 | * | LSU | 4/NR 57-47 | W |
| Jan. 7 | | XAVIER | 4/NR 83-50 | W |
| Jan. 12 | * | at Florida | 3/NR 99-52 | W |
| Jan. 14 | 3* | vs. Georgia | 3/NR 95-55 | W |
| Jan. 19 | * | at Tennessee | 3/NR 65-56 | W |
| Jan. 21 | * | at Georgia Tech | 3/NR 96-51 | W |
| Jan. 26 | * | at Alabama | 3/NR 71-67 | W |
| Jan. 28 | * | at Vanderbilt | 3/NR 88-51 | W |
| Jan. 30 | * | at Auburn | 1/NR 88-48 | W |
| Feb. 2 | 4 | vs. Notre Dame | 1/NR 71-66 | W |
| Feb. 4 | * | TULANE | 1/NR 103-54 | W |
| Feb. 6 | * | OLE MISS | 1/NR 81-61 | W |
| Feb. 9 | * | GEORGIA TECH | 1/NR 93-42 | W |
| Feb. 11 | * | MISSISSIPPI STATE | 1/NR 110-66 | W |
| Feb. 16 | * | TENNESSEE | 1/NR 95-40 | W |
| Feb. 21 | * | VANDERBILT | 1/NR 75-45 | W |
| Feb. 23 | | at DePaul | 1/NR 63-61 | W |

| | | | | |
|--|---|------------------|------------|---|
| SEC Tournament (Louisville, Ky.) | | | | |
| Feb. 28 | 3 | vs. Georgia Tech | 1/NR 80-59 | W |
| Feb. 29 | 3 | vs. Tulane | 1/NR 85-61 | W |
| Mar. 1 | 3 | vs. Tennessee | 1/NR 81-66 | W |
| Mar. 1 | 3 | vs. LSU | 1/NR 44-43 | W |
| NCAA Eastern Regional (Raleigh, N.C.) | | | | |
| Mar. 21 | 5 | vs. Penn State | 1/NR 82-54 | W |
| Mar. 22 | 5 | vs. St. John's | 1/10 57-64 | L |

2635-1774

- 1 Sugar Bowl Classic (Municipal Auditorium | New Orleans)
- 2 Owensboro Sportscenter (Owensboro, Ky.)
- 3 Jefferson County Armory (Louisville, Ky.)
- 4 Chicago Stadium (Chicago)
- 5 Reynolds Coliseum (Raleigh, N.C.)

| | | | | |
|-------------------------------|--|------|--|--|
| LEADING SCORERS | | | | |
| Cliff Hagan (6-4, Jr. C) | | 21.6 | | |
| Frank Ramsey (6-3, Jr. G) | | 15.9 | | |
| Bobby Watson (5-10, Sr. G) | | 13.1 | | |
| Lou Tsioropoulos (6-5, Jr. F) | | 7.9 | | |
| Lucian Whitaker (6-0, Sr. F) | | 7.8 | | |

1952-53 — NO SCHEDULE

| | | | | |
|---|--|----------|-----|-------------|
| Under suspension by NCAA Intra-Squad Scrimmage Results | | | | |
| Coach: Adolph Rupp Co-Captains: Cliff Hagan and Frank Ramsey | | | | |
| Dec. 13 | | Varsity | 76 | Freshman 45 |
| Jan. 19 | | Ramsey's | 71 | Hagan's 50 |
| Feb. 4 | | Hagan's | 68 | Ramsey's 55 |
| Feb. 28 | | Blues | 49 | Whites 47 |
| | | | 264 | 197 |

1953-54 (25-0, 14-0 SEC)

| | | | | |
|--|---|----------------|-------------|---|
| SEC Champions UKIT Champions Ranked 1st AP, 2nd UPI Declined NCAA Berth | | | | |
| Coach: Adolph Rupp Co-Captains: Cliff Hagan and Frank Ramsey | | | | |
| Dec. 5 | | TEMPLE | 86-59 | W |
| Dec. 12 | | at Xavier | 2/NR 81-66 | W |
| Dec. 14 | | WAKE FOREST | 2/NR 101-69 | W |
| Dec. 18 | | at Saint Louis | 2/NR 71-59 | W |
| Dec. 21 | 1 | DUKE | 2/13 85-69 | W |



| | | | | | |
|---------|----|-------------------|------|--------|---|
| Dec. 22 | 1 | LASALLE | 2/16 | 73-60 | W |
| Dec. 28 | | MINNESOTA | 2/8 | 74-59 | W |
| Jan. 4 | | XAVIER | 1/NR | 77-71 | W |
| Jan. 9 | * | GEORGIA TECH | 1/NR | 105-53 | W |
| Jan. 11 | | DePAUL | 1/NR | 81-63 | W |
| Jan. 16 | * | TULANE | 1/NR | 94-43 | W |
| Jan. 23 | * | at Tennessee | 1/NR | 97-71 | W |
| Jan. 30 | * | at Vanderbilt | 1/NR | 85-63 | W |
| Feb. 2 | 2* | vs. Georgia Tech | 1/NR | 99-48 | W |
| Feb. 4 | * | GEORGIA | 1/NR | 106-55 | W |
| Feb. 6 | 3* | vs. Georgia | 1/NR | 100-68 | W |
| Feb. 8 | * | at Florida | 1/NR | 97-55 | W |
| Feb. 13 | * | OLE MISS | 1/NR | 88-62 | W |
| Feb. 15 | * | MISSISSIPPI STATE | 1/NR | 81-49 | W |
| Feb. 18 | * | TENNESSEE | 2/NR | 90-63 | W |
| Feb. 20 | | at DePaul | 2/NR | 76-61 | W |
| Feb. 22 | * | VANDERBILT | 2/NR | 100-64 | W |
| Feb. 27 | 4* | vs. Auburn | 2/NR | 109-79 | W |
| Mar. 1 | * | at Alabama | 2/NR | 68-43 | W |
| Mar. 9 | 5 | vs. LSU | 1/8 | 63-56 | W |

2187-1508

- 1 UK Invitation Tournament (Lexington, Ky.)
- 2 Jefferson County Armory (Louisville, Ky.)
- 3 Owensboro Sportscenter (Owensboro, Ky.)
- 4 Garrett Coliseum (Montgomery, Ala.)
- 5 SEC Playoff (Memorial Gym | Nashville, Tenn.) Kentucky and LSU tied for league title due to a schedule disagreement. Kentucky won but declined NCAA bid.

LEADING SCORERS

| | |
|------------------------------|------|
| Cliff Hagan (6-4, Sr. C) | 24.0 |
| Frank Ramsey (6-3, Sr. G) | 19.6 |
| Lou Tsiropoulos (6-5, Sr. F) | 14.5 |
| Billy Evans (6-1, Jr. F) | 8.4 |
| Gayle Rose (6-0, Jr. G) | 6.7 |

1954-55 (23-3, 12-2 SEC)

SEC Champions | UKIT Champions | Ranked 2nd AP, 2nd UPI
Coach: Adolph Rupp | Captain: Bill Evans

| | | | | | |
|---------|----|----------------------|------|--------|---|
| Dec. 4 | | LSU | | 74-58 | W |
| Dec. 11 | | at Xavier | 2/NR | 73-69 | W |
| Dec. 18 | | TEMPLE | 2/NR | 79-61 | W |
| Dec. 21 | 1 | UTAH | 1/2 | 70-65 | W |
| Dec. 22 | 1 | LASALLE | 1/4 | 63-54 | W |
| Dec. 30 | | SAINT LOUIS | 1/NR | 82-65 | W |
| Jan. 1 | | at Temple | 1/NR | 101-69 | W |
| Jan. 8 | * | GEORGIA TECH | 1/NR | 58-59 | L |
| Jan. 10 | | DePAUL | 1/NR | 92-59 | W |
| Jan. 15 | * | at Tulane | 1/NR | 58-44 | W |
| Jan. 17 | * | at LSU | 1/NR | 64-62 | W |
| Jan. 22 | * | at Tennessee | 1/NR | 84-66 | W |
| Jan. 29 | * | at Vanderbilt | 1/18 | 75-71 | W |
| Jan. 31 | * | at Georgia Tech | 1/NR | 59-65 | L |
| Feb. 3 | * | FLORIDA | 1/NR | 87-63 | W |
| Feb. 5 | 2* | vs. Ole Miss | 1/NR | 84-66 | W |
| Feb. 7 | * | at Mississippi State | 1/NR | 61-56 | W |
| Feb. 9 | * | GEORGIA | 2/NR | 86-40 | W |
| Feb. 14 | | XAVIER | 2/NR | 66-55 | W |
| Feb. 19 | | at DePaul | 2/NR | 76-72 | W |
| Feb. 21 | * | VANDERBILT | 2/20 | 77-59 | W |
| Feb. 26 | * | AUBURN | 2/NR | 93-59 | W |
| Feb. 28 | * | ALABAMA | 2/12 | 66-52 | W |
| Mar. 5 | * | TENNESSEE | 2/NR | 104-61 | W |

NCAA Eastern Regional (Evanston, Ill.)

| | | | | | |
|---------|---|----------------|------|-------|---|
| Mar. 11 | 3 | vs. Marquette | 2/8 | 71-79 | L |
| Mar. 12 | 3 | vs. Penn State | 2/NR | 84-59 | W |
| | | (consolation) | | | |

1987-1588

- 1 UK Invitation Tournament (Lexington, Ky.)
- 2 Ellis Auditorium (Memphis, Tenn.)
- 3 McGaw Memorial Hall (Evanston, Ill.)

LEADING SCORERS

| | |
|--------------------------|------|
| Bob Burrow (6-7, Jr. C) | 19.0 |
| Billy Evans (6-1, Jr. F) | 13.9 |

| | |
|------------------------------|------|
| Phil Grawemeyer (6-7, Jr. F) | 13.0 |
| Jerry Bird (6-6, Jr. F) | 10.7 |
| Gayle Rose (6-0, Sr. G) | 7.4 |

1955-56 (20-6, 12-2 SEC)

UKIT Runner-Up | Ranked 9th AP, 12th UPI

Coach: Adolph Rupp | Captain: Phil Grawemeyer

| | | | | | |
|---------|----|-------------------|-------|--------|---|
| Dec. 3 | | at LSU | | 62-52 | W |
| Dec. 10 | | TEMPLE | 2/NR | 61-73 | L |
| Dec. 12 | | DePAUL | 2/NR | 71-69 | W |
| Dec. 15 | | at Maryland | 12/NR | 62-61 | W |
| Dec. 17 | | IDAHO | 12/NR | 91-49 | W |
| Dec. 20 | 1 | MINNESOTA | 9/NR | 72-65 | W |
| Dec. 21 | 1 | DAYTON | 9/4 | 74-89 | L |
| Dec. 28 | | at Saint Louis | 13/NR | 101-80 | W |
| Jan. 7 | * | GEORGIA TECH | 6/NR | 104-51 | W |
| Jan. 12 | * | TULANE | 5/NR | 85-63 | W |
| Jan. 14 | * | LSU | 5/NR | 107-65 | W |
| Jan. 21 | * | at Tennessee | 4/NR | 95-68 | W |
| Jan. 28 | * | at Vanderbilt | 3/7 | 73-81 | L |
| Jan. 30 | * | at Georgia Tech | 3/NR | 84-62 | W |
| Feb. 1 | | DUKE | 8/10 | 81-76 | W |
| Feb. 4 | 2* | vs. Auburn | 8/NR | 82-81 | W |
| Feb. 6 | * | at Florida | 8/NR | 81-70 | W |
| Feb. 11 | * | OLE MISS | 7/NR | 88-49 | W |
| Feb. 13 | * | MISSISSIPPI STATE | 7/NR | 86-65 | W |
| Feb. 18 | | at DePaul | 7/NR | 79-81 | L |
| Feb. 20 | * | VANDERBILT | 7/6 | 76-55 | W |
| Feb. 25 | 2* | vs. Alabama | 8/7 | 77-101 | L |
| Feb. 27 | 3* | vs. Georgia | 8/NR | 143-66 | W |
| Mar. 3 | * | TENNESSEE | 12/NR | 101-77 | W |

NCAA Eastern Regional (Iowa City, Iowa)

| | | | | | |
|---------|---|-----------|------|-------|---|
| Mar. 16 | 3 | vs. Wayne | 9/NR | 84-64 | W |
| Mar. 17 | 3 | at Iowa | 9/4 | 77-89 | L |

2197-1802

- 1 UK Invitation Tournament (Lexington, Ky.)
- 2 Garrett Coliseum (Montgomery, Ala.)
- 3 Jefferson County Armory (Louisville, Ky.)
- 3 Iowa Fieldhouse (Iowa City, Iowa)

LEADING SCORERS

| | |
|------------------------------|------|
| Bob Burrow (6-7, Sr. C) | 21.1 |
| Jerry Bird (6-6, Sr. F) | 16.2 |
| Vernon Hatton (6-3, So. G) | 13.3 |
| Gerry Calvert (5-11, Jr. G) | 11.2 |
| Phil Grawemeyer (6-7, Sr. F) | 8.4 |

1956-57 (23-5, 12-2 SEC)

SEC Champions | UKIT Champions | Sugar Bowl Champions | Ranked 3rd AP, 3rd UPI

Coach: Adolph Rupp

Honorary Co-Captains: Ed Beck and Gerry Calvert

| | | | | | |
|---------|----|----------------------|------|--------|---|
| Dec. 1 | | WASHINGTON & LEE | | 94-66 | W |
| Dec. 3 | | MIAMI, FLA. | | 114-75 | W |
| Dec. 8 | | at Temple | | 70-58 | W |
| Dec. 10 | | SAINT LOUIS | | 73-71 | L |
| Dec. 15 | | MARYLAND | 3/NR | 76-55 | W |
| Dec. 18 | | at Duke | 7/13 | 84-85 | L |
| Dec. 21 | 1 | SMU | 7/4 | 73-67 | W |
| Dec. 22 | 1 | ILLINOIS | 7/5 | 91-70 | W |
| Dec. 28 | 2 | vs. Virginia Tech | 3/NR | 56-55 | W |
| Dec. 29 | 2 | vs. Houston | 3/NR | 111-76 | W |
| Jan. 5 | * | GEORGIA TECH | 3/NR | 95-72 | W |
| Jan. 7 | | LOYOLA, CHICAGO | 3/NR | 81-62 | W |
| Jan. 12 | * | at LSU | 3/NR | 51-46 | W |
| Jan. 14 | * | at Tulane | 3/NR | 60-68 | L |
| Jan. 19 | * | at Tennessee | 4/NR | 97-72 | W |
| Jan. 26 | * | at Vanderbilt | 5/13 | 91-83 | W |
| Jan. 28 | * | at Georgia Tech | 5/NR | 76-65 | W |
| Jan. 30 | * | GEORGIA | 4/NR | 84-53 | W |
| Feb. 2 | * | FLORIDA | 4/NR | 88-61 | W |
| Feb. 8 | 3* | vs. Ole Miss | 3/NR | 75-69 | W |
| Feb. 11 | * | at Mississippi State | 3/NR | 81-89 | L |
| Feb. 15 | | at Loyola, Chicago | 3/NR | 115-65 | W |

| | | | | | |
|---------|---|------------|------|--------|---|
| Feb. 18 | * | VANDERBILT | 3/18 | 80-78 | W |
| Feb. 23 | * | ALABAMA | 3/NR | 79-60 | W |
| Feb. 25 | * | AUBURN | 3/NR | 103-85 | W |
| Mar. 2 | * | TENNESSEE | 3/NR | 93-75 | W |

NCAA Midwest Regional (Lexington, Ky.)

| | | | | | |
|---------|--|----------------|------|-------|---|
| Mar. 15 | | PITTSBURGH | 3/NR | 98-92 | W |
| Mar. 16 | | MICHIGAN STATE | 3/11 | 68-80 | L |

2357-1953

- 1 UK Invitation Tournament (Lexington, Ky.)
- 2 Sugar Bowl Classic (Loyola Fieldhouse | New Orleans)
- 3 Ellis Auditorium (Memphis, Tenn.)

LEADING SCORERS

| | |
|-----------------------------|------|
| Johnny Cox (6-4, So. F) | 19.4 |
| Gerry Calvert (5-11, Sr. G) | 15.2 |
| Vernon Hatton (6-3, Jr. G) | 14.8 |
| John Crigler (6-3, Jr. F) | 10.3 |
| Ed Beck (6-7, Jr. C) | 9.5 |

1957-58 (23-6, 12-2 SEC)

National Champions | SEC Champions | Ranked 9th AP, 14th UPI
Coach: Adolph Rupp | Honorary Captain: Ed Beck

| | | | | | |
|---------|----|--------------------|-------|-------|-------|
| Dec. 2 | | DUKE | | 78-74 | W |
| Dec. 4 | | at Ohio State | | 61-54 | W |
| Dec. 7 | | TEMPLE | | 85-83 | W 3OT |
| Dec. 9 | | at Maryland | | 62-71 | L |
| Dec. 14 | | at Saint Louis | 3/9 | 73-60 | W |
| Dec. 16 | | at SMU | 3/NR | 64-65 | L |
| Dec. 20 | 1 | WEST VIRGINIA | 5/8 | 70-77 | L |
| Dec. 21 | 1 | MINNESOTA | 5/10 | 78-58 | W |
| Dec. 23 | | UTAH STATE | 5/NR | 92-64 | W |
| Dec. 30 | | LOYOLA, CHICAGO | 9/NR | 75-42 | W |
| Jan. 4 | * | GEORGIA TECH | 10/NR | 76-60 | W |
| Jan. 6 | * | at Vanderbilt | 10/NR | 86-81 | W |
| Jan. 11 | * | LSU | 9/NR | 97-52 | W |
| Jan. 13 | * | TULANE | 9/NR | 86-50 | W |
| Jan. 18 | * | TENNESSEE | 9/13 | 77-68 | W |
| Jan. 27 | * | at Georgia Tech | 9/NR | 52-71 | L |
| Jan. 29 | 2* | vs. Georgia | 8/NR | 74-55 | W |
| Jan. 31 | * | at Florida | 8/NR | 78-56 | W |
| Feb. 8 | * | OLE MISS | 12/NR | 96-65 | W |
| Feb. 10 | * | MISSISSIPPI STATE | 12/17 | 72-62 | W |
| Feb. 15 | | at Loyola, Chicago | 12/NR | 56-57 | L |
| Feb. 17 | * | VANDERBILT | 12/NR | 65-61 | W |
| Feb. 22 | 3* | vs. Alabama | 13/NR | 45-43 | W OT |
| Feb. 24 | 4* | vs. Auburn | 13/NR | 63-64 | L |
| Mar. 1 | * | at Tennessee | 12/NR | 77-66 | W |

NCAA Midwest Regional (Lexington, Ky.)

| | | | | | |
|---------|--|--------------|------|-------|---|
| Mar. 14 | | MIAMI (OHIO) | 9/NR | 94-70 | W |
| Mar. 15 | | NOTRE DAME | 9/8 | 89-56 | W |

NCAA Final Four (Louisville, Ky.)

| | | | | | |
|---------|---|-------------|------|-------|---|
| Mar. 21 | 5 | vs. Temple | 9/5 | 61-60 | W |
| Mar. 22 | 5 | vs. Seattle | 9/18 | 84-72 | W |

2166-1817

- 1 UK Invitation Tournament (Lexington, Ky.)
- 2 Alexander Memorial Coliseum (Atlanta)
- 3 Garrett Coliseum (Montgomery, Ala.)
- 4 Birmingham City Auditorium (Birmingham, Ala.)
- 5 Freedom Hall (Birmingham, Ala.)

LEADING SCORERS

| | |
|----------------------------|------|
| Vernon Hatton (6-3, Sr. G) | 17.1 |
| Johnny Cox (6-4, Jr. F) | 14.9 |
| John Crigler (6-3, Sr. F) | 13.6 |
| Adrian Smith (6-0, Sr. G) | 12.4 |
| Ed Beck (6-7, Sr. C) | 5.6 |

1958-59 (24-3, 12-2 SEC)

UKIT Champions | Ranked 2nd in Polls

Coach: Adolph Rupp | Honorary Captain: Johnny Cox

| | | | | | |
|---------|--|---------------|------|-------|---|
| Dec. 1 | | FLORIDA STATE | | 91-68 | W |
| Dec. 6 | | at Temple | | 76-71 | W |
| Dec. 8 | | at Duke | | 78-64 | W |
| Dec. 11 | | SMU | 2/18 | 72-60 | W |
| Dec. 13 | | SAINT LOUIS | 2/9 | 76-57 | W |

| | | | | | |
|---------|----|----------------------|------|--------|------|
| Dec. 15 | | MARYLAND | 2/NR | 58-56 | W OT |
| Dec. 19 | 1 | OHIO STATE | 2/NR | 95-76 | W |
| Dec. 20 | 1 | WEST VIRGINIA | 2/7 | 97-91 | W |
| Dec. 29 | | NAVY | 1/NR | 82-69 | W |
| Dec. 30 | 2 | vs. Illinois | 1/NR | 76-75 | W |
| Jan. 3 | * | GEORGIA TECH | 1/NR | 72-62 | W |
| Jan. 6 | * | at Vanderbilt | 1/NR | 66-75 | L |
| Jan. 10 | * | at LSU | 1/NR | 76-61 | W |
| Jan. 12 | * | at Tulane | 1/NR | 85-68 | W |
| Jan. 17 | * | TENNESSEE | 2/NR | 79-58 | W |
| Jan. 26 | * | at Georgia Tech | 1/NR | 94-70 | W |
| Jan. 29 | * | GEORGIA | 1/NR | 108-55 | W |
| Jan. 31 | * | FLORIDA | 1/NR | 94-51 | W |
| Feb. 7 | 3* | vs. Ole Miss | 1/NR | 97-72 | W |
| Feb. 9 | * | at Mississippi State | 1/11 | 58-66 | L |
| Feb. 14 | 4 | vs. Notre Dame | 1/NR | 71-52 | W |
| Feb. 18 | * | VANDERBILT | 3/NR | 83-71 | W |
| Feb. 21 | * | AUBURN | 3/2 | 75-56 | W |
| Feb. 23 | * | ALABAMA | 3/NR | 39-32 | W |
| Feb. 28 | * | at Tennessee | 1/NR | 69-56 | W |

NCAA Mid-east Regional (Evanston, Ill.)

| | | | | | |
|---------|---|----------------|------|-------|---|
| Mar. 13 | 5 | vs. Louisville | 2/NR | 61-76 | L |
| Mar. 14 | 5 | vs. Marquette | 2/20 | 98-69 | W |
| | | (consolation) | | | |

2126-1737

- 1 UK Invitation Tournament (Lexington, Ky.)
- 2 Freedom Hall (Louisville, Ky.)
- 3 Municipal Auditorium (Jackson, Miss.)
- 4 Chicago Stadium (Chicago)
- 5 McGaw Memorial Hall (Evanston, Ill.)

LEADING SCORERS

| | |
|--------------------------------|------|
| Johnny Cox (6-4, Sr. F) | 17.9 |
| Billy Ray Lickert (6-3, So. G) | 13.5 |
| Bennie Coffman (6-0, Jr. G) | 10.7 |
| Don Mills (6-6, Jr. C) | 10.5 |
| Sid Cohen (6-1, Jr. G) | 8.1 |
| Dickie Parsons (5-10, So. G) | 8.0 |

1959-60 (18-7, 10-4 SEC)

UKIT Runner Up

Coach: Adolph Rupp | Co-Captains: Bill Lickert and Don Mills

| | | | | | |
|---------|---|-------------------|--|--------|------|
| Dec. 1 | | NORTHERN COLORADO | | 106-73 | W |
| Dec. 4 | | UCLA | | 68-66 | W |
| Dec. 5 | | at Southern Cal | | 73-87 | L |
| Dec. 12 | | at Saint Louis | | 61-73 | L |
| Dec. 14 | | at Kansas | | 77-72 | W OT |
| Dec. 18 | 1 | NORTH CAROLINA | | 76-70 | W |
| Dec. 19 | | | | | |



| | |
|-----------------------------|------|
| Don Mills (6-6, Sr. C-F) | 12.7 |
| Sid Cohen (6-1, Sr. G) | 10.7 |
| Bennie Coffman (6-0, Sr. G) | 10.2 |
| Ned Jennings (6-9, Jr. C) | 8.8 |

1960-61 (19-9, 10-4 SEC)

| | | |
|--|------------------------|------------------|
| UKIT Runner-Up Ranked 18th UPI | | |
| Coach: Adolph Rupp Captain: Dick Parsons | | |
| Dec. 1 | VMI | 72-56 W |
| Dec. 3 | FLORIDA STATE | 58-63 L |
| Dec. 7 | 1 vs. Notre Dame | 68-62 W |
| Dec. 13 | 2 vs. North Carolina | 20/5 70-65 W |
| Dec. 17 | at Temple | 20/NR 58-66 L |
| Dec. 21 | 3 ILLINOIS | NR/NR 83-78 W |
| Dec. 22 | 3 SAINT LOUIS | NR/16 72-74 L OT |
| Dec. 31 | MISSOURI | 19/NR 81-69 W |
| Jan. 2 | MIAMI (OHIO) | 19/NR 70-58 W |
| Jan. 7 | * GEORGIA TECH | NR/NR 89-79 W |
| Jan. 9 | * at Vanderbilt | NR/NR 62-64 L |
| Jan. 13 | * at LSU | NR/NR 59-73 L |
| Jan. 14 | * at Tulane | NR/NR 70-72 L |
| Jan. 21 | * TENNESSEE | NR/NR 83-54 W |
| Jan. 30 | * at Georgia Tech | NR/NR 60-62 L |
| Feb. 4 | * FLORIDA | NR/NR 89-68 W |
| Feb. 7 | * GEORGIA | NR/NR 74-67 W |
| Feb. 11 | 4* vs. Ole Miss | NR/NR 74-60 W |
| Feb. 13 | * at Mississippi State | NR/NR 68-62 W |
| Feb. 17 | UCLA | NR/NR 77-76 W |
| Feb. 21 | * VANDERBILT | NR/NR 60-59 W |
| Feb. 25 | * ALABAMA | NR/NR 80-53 W |
| Feb. 27 | * AUBURN | NR/NR 77-51 W |
| Mar. 4 | * at Tennessee | NR/NR 68-61 W |
| Mar. 9 | 5 vs. Vanderbilt | NR/NR 88-67 W |
| Mar. 11 | 6 vs. Marquette | NR/NR 72-88 L |

| | | |
|--|------------------|---------------|
| NCAA Midwest Regional (Louisville, Ky.) | | |
| Mar. 17 | 1 Morehead State | NR/NR 71-64 W |
| Mar. 18 | 1 Ohio State | NR/1 74-87 L |

2027-1858

- Freedom Hall (Louisville, Ky.)
- Greensboro Coliseum (Greensboro, N.C.)
- UK Invitation Tournament (Lexington, Ky.)
- Municipal Auditorium (Jackson, Miss.)
- SEC Playoff (Knoxville, Tenn.) To determine SEC representative in NCAA Tournament after champion Mississippi State declined bid.
- Chicago Stadium (Chicago)

| | | |
|----------------------------------|------|--|
| LEADING SCORERS | | |
| Billy Ray Lickert (6-3, Sr. F-G) | 16.0 | |
| Roger Newman (6-4, Sr. F-G) | 14.1 | |
| Larry Pursiful (6-1, Jr. G) | 13.4 | |
| Ned Jennings (6-9, Sr. C) | 11.5 | |
| Carroll Burchett (6-4, Jr. F-C) | 5.1 | |

1961-62 (23-3, 13-1 SEC)

| | | |
|---|-------------------|---------------|
| SEC Co-Champions UKIT Champions Ranked 3rd AP, 3rd UPI | | |
| Coach: Adolph Rupp Captain: Larry Pursiful | | |
| Dec. 2 | MIAMI (OHIO) | NR/NR 93-61 W |
| Dec. 4 | SOUTHERN CAL | NR/4 77-79 L |
| Dec. 11 | SAINT LOUIS | NR/NR 86-77 W |
| Dec. 16 | BAYLOR | NR/NR 94-60 W |
| Dec. 18 | TEMPLE | NR/NR 78-55 W |
| Dec. 22 | 1 TENNESSEE | NR/NR 96-69 W |
| Dec. 23 | 1 KANSAS STATE | NR/4 80-67 W |
| Dec. 27 | YALE | 6/NR 79-58 W |
| Dec. 30 | 2 vs. Notre Dame | 6/NR 100-53 W |
| Jan. 2 | VIRGINIA | 3/NR 93-73 W |
| Jan. 6 | * GEORGIA TECH | 3/NR 89-70 W |
| Jan. 8 | * at Vanderbilt | 3/NR 77-68 W |
| Jan. 12 | * LSU | 3/NR 84-63 W |
| Jan. 15 | * at Tennessee | 3/NR 95-82 W |
| Jan. 29 | * at Georgia Tech | 2/NR 71-62 W |
| Jan. 31 | 3* vs. Georgia | 2/NR 86-59 W |
| Feb. 2 | * at Florida | 2/NR 81-69 W |
| Feb. 10 | * OLE MISS | 2/NR 83-60 W |

| | | |
|---------|---------------------|--------------|
| Feb. 12 | * MISSISSIPPI STATE | 2/9 44-49 L |
| Feb. 19 | * VANDERBILT | 2/NR 87-80 W |
| Feb. 24 | * at Alabama | 3/NR 73-65 W |
| Feb. 26 | * at Auburn | 3/NR 63-60 W |
| Mar. 5 | * TULANE | 4/NR 97-72 W |
| Mar. 10 | * TENNESSEE | 4/NR 90-59 W |

| | | |
|--|------------------|--------------|
| NCAA Midwest Regional (Iowa City, Iowa) | | |
| Mar. 16 | 4 vs. Butler | 3/NR 81-60 W |
| Mar. 17 | 4 vs. Ohio State | 3/1 64-74 L |

2141-1704

- UK Invitation Tournament (Lexington, Ky.)
- Freedom Hall (Louisville, Ky.)
- Alexander Memorial Coliseum (Atlanta)
- Iowa Fieldhouse (Iowa City, Iowa)

| | | |
|---------------------------------|------|--|
| LEADING SCORERS | | |
| Cotton Nash (6-5, So. C-F) | 23.4 | |
| Larry Pursiful (6-1, Sr. G) | 19.1 | |
| Carroll Burchett (6-4, Sr. C-F) | 11.2 | |
| Scotty Baesler (6-0, Jr. G) | 10.9 | |
| Roy Roberts (6-4, Jr. F) | 7.0 | |

1962-63 (16-9, 8-6 SEC)

| | | |
|--|------------------------|------------------|
| UKIT Champions | | |
| Coach: Adolph Rupp Captain: Scotty Baesler | | |
| Dec. 1 | VIRGINIA TECH | 3/NR 77-80 L |
| Dec. 8 | at Temple | 9/NR 56-52 W |
| Dec. 12 | FLORIDA STATE | NR/NR 83-54 W |
| Dec. 15 | NORTHWESTERN | NR/NR 71-60 W |
| Dec. 17 | NORTH CAROLINA | NR/NR 66-68 L |
| Dec. 21 | 1 IOWA | 9/NR 94-69 W |
| Dec. 22 | 1 WEST VIRGINIA | 9/7 79-75 W |
| Dec. 27 | DARTMOUTH | 5/NR 95-49 W |
| Dec. 29 | 2 vs. Notre Dame | 5/NR 78-70 W |
| Dec. 31 | at Saint Louis | 5/NR 63-87 L |
| Jan. 5 | * GEORGIA TECH | 6/NR 85-86 L OT |
| Jan. 7 | * at Vanderbilt | 6/NR 106-82 W |
| Jan. 11 | * at LSU | NR/NR 63-56 W |
| Jan. 12 | * at Tulane | NR/NR 81-72 W |
| Jan. 19 | * TENNESSEE | NR/NR 69-78 L OT |
| Jan. 26 | XAVIER | NR/NR 90-76 W |
| Jan. 28 | * at Georgia Tech | NR/7 62-66 L |
| Jan. 31 | * GEORGIA | NR/NR 74-67 W |
| Feb. 2 | * FLORIDA | NR/NR 94-71 W |
| Feb. 9 | 3* vs. Ole Miss | NR/NR 75-69 W |
| Feb. 11 | * at Mississippi State | NR/8 52-56 L |
| Feb. 18 | * VANDERBILT | NR/NR 67-69 L |
| Feb. 23 | * AUBURN | NR/9 78-59 W |
| Feb. 25 | * ALABAMA | NR/NR 80-63 W |
| Mar. 2 | * at Tennessee | NR/NR 55-63 L |

1893-1697

- UK Invitation Tournament (Lexington, Ky.)
- Freedom Hall (Louisville, Ky.)
- Municipal Auditorium (Jackson, Miss.)

| | | |
|-------------------------------|------|--|
| LEADING SCORERS | | |
| Cotton Nash (6-5, Jr. F-C) | 20.6 | |
| *Charles Ishmael (6-5, Jr. G) | 11.1 | |
| Ted Deeken (6-3, Jr. F) | 9.8 | |
| Scotty Baesler (6-0, Sr. G) | 9.7 | |
| Roy Roberts (6-4, Sr. F) | 9.0 | |
| *Ineligible second semester | | |

1963-64 (21-6, 11-3 SEC)

| | | |
|---|------------------------|---------------|
| SEC Champions UKIT Champions Sugar Bowl Champions Ranked 4th AP, 3rd UPI | | |
| Coach: Adolph Rupp Co-Captains: Cotton Nash and Ted Deeken | | |
| Nov. 30 | VIRGINIA | 9/NR 75-64 W |
| Dec. 2 | TEXAS TECH | 9/NR 107-91 W |
| Dec. 7 | at Northwestern | 9/NR 95-63 W |
| Dec. 9 | NORTH CAROLINA | 9/NR 100-80 W |
| Dec. 14 | BAYLOR | 5/NR 101-65 W |
| Dec. 20 | 1 WISCONSIN | 2/NR 108-85 W |
| Dec. 21 | 1 WAKE FOREST (finals) | 2/NR 98-75 W |
| Dec. 28 | 2 vs. Notre Dame | 2/NR 101-81 W |

| | | |
|---------|---------------------|---------------|
| Dec. 30 | 3 at Loyola, La. | 2/NR 86-64 W |
| Dec. 31 | 3 vs. Duke | 1/9 81-79 W |
| Jan. 4 | * at Georgia Tech | 1/NR 67-76 L |
| Jan. 6 | * at Vanderbilt | 1/6 83-85 L |
| Jan. 10 | * LSU | 2/NR 103-84 W |
| Jan. 11 | * TULANE | 2/NR 105-63 W |
| Jan. 18 | * TENNESSEE | 4/NR 66-57 W |
| Jan. 25 | * GEORGIA TECH | 5/NR 79-62 W |
| Feb. 1 | * at Florida | 4/NR 77-72 W |
| Feb. 3 | * at Georgia | 4/NR 103-83 W |
| Feb. 8 | * OLE MISS | 3/NR 102-59 W |
| Feb. 10 | * MISSISSIPPI STATE | 3/NR 65-59 W |
| Feb. 17 | * VANDERBILT | 3/7 104-73 W |
| Feb. 23 | 4* vs. Auburn | 3/NR 99-79 W |
| Feb. 24 | * at Alabama | 3/NR 59-65 L |
| Feb. 29 | * at Tennessee | 2/NR 42-38 W |
| Mar. 2 | SAINT LOUIS | 2/NR 60-67 L |

| | | |
|--|----------------------------------|--------------|
| NCAA Midwest Regional (Minneapolis) | | |
| Mar. 13 | 5 vs. Ohio University | 4/NR 69-85 L |
| Mar. 14 | 5 vs. Loyola, Chi. (consolation) | 4/8 91-100 L |

2326-1954

- UK Invitation Tournament (Lexington, Ky.)
- Freedom Hall (Louisville, Ky.)
- Sugar Bowl Classic (New Orleans)
- Garrett Coliseum (Montgomery, Ala.)
- Williams Arena (Minneapolis)

| | | |
|-----------------------------|------|--|
| LEADING SCORERS | | |
| Cotton Nash (6-5, Sr. C-F) | 24.0 | |
| Ted Deeken (6-3, Sr. F) | 18.5 | |
| Larry Conley (6-3, So. F-C) | 12.2 | |
| Terry Mobley (6-2, Jr. G) | 9.4 | |
| Randy Embry (5-11, Jr. G) | 7.2 | |

1964-65 (15-10, 10-6 SEC)

| | | |
|---|----------------------|-----------------|
| UKIT Runner Up | | |
| Coach: Adolph Rupp Captain: Randy Embry | | |
| Dec. 4 | IOWA | 11/NR 85-77 W |
| Dec. 7 | 1 vs. North Carolina | 11/13 67-82 L |
| Dec. 9 | IOWA STATE | 9/NR 100-74 W |
| Dec. 12 | SYRACUSE | 9/NR 110-77 W |
| Dec. 18 | 2 WEST VIRGINIA | 8/NR 102-78 W |
| Dec. 19 | 2 ILLINOIS | 2/7 86-91 L |
| Dec. 22 | at Saint Louis | NR/9 75-80 L OT |
| Dec. 29 | 3 vs. Notre Dame | NR/NR 97-111 L |
| Jan. 2 | DARTMOUTH | NR/NR 107-67 W |
| Jan. 5 | * VANDERBILT | NR/NR 79-97 L |
| Jan. 9 | * at LSU | NR/NR 79-66 W |
| Jan. 11 | * at Tulane | NR/NR 102-72 W |
| Jan. 16 | * at Tennessee | NR/NR 58-77 L |
| Jan. 18 | * AUBURN | NR/NR 73-67 W |
| Jan. 23 | * at Florida | NR/NR 68-84 L |
| Jan. 25 | * at Georgia | NR/NR 102-82 W |
| Jan. 30 | * FLORIDA | NR/NR 78-61 W |
| Feb. 1 | * GEORGIA | NR/NR 96-64 W |
| Feb. 6 | * OLE MISS | NR/NR 102-65 W |
| Feb. 8 | * MISSISSIPPI STATE | NR/NR 74-56 W |
| Feb. 16 | * at Vanderbilt | NR/NR 90-91 L |
| Feb. 20 | * at Auburn | NR/NR 69-88 L |
| Feb. 22 | * at Alabama | NR/NR 71-75 L |
| Feb. 27 | * TENNESSEE | NR/NR 61-60 W |
| Mar. 1 | * ALABAMA | NR/NR 78-72 W |

2109-1914

- Charlotte Coliseum (Charlotte, N.C.)
- UK Invitation Tournament (Lexington, Ky.)
- Freedom Hall (Louisville, Ky.)

| | | |
|----------------------------|------|--|
| LEADING SCORERS | | |
| Louie Dampier (6-0, So. G) | 17.0 | |
| Pat Riley (6-4, So. F) | 15.0 | |
| Tommy Kron (6-5, Jr. G-F) | 12.3 | |
| John Adams (6-7, Sr. C) | 11.8 | |
| Larry Conley (6-3, Jr. F) | 11.6 | |

1965-66 (27-2, 15-1 SEC)

National Runner-Up | SEC Champions | UKIT Champions | Ranked 1st in Polls

| | | |
|--|------------------------|------------------|
| Coach: Adolph Rupp Honorary Captain: | | |
| Dec. 1 | HARDIN-SIMMONS | NR/NR 83-55 W |
| Dec. 4 | at Virginia | NR/NR 99-73 W |
| Dec. 8 | at Illinois | NR/NR 86-68 W |
| Dec. 11 | NORTHWESTERN | NR/NR 86-75 W |
| Dec. 17 | 1 AIR FORCE | NR/NR 78-58 W |
| Dec. 18 | 1 INDIANA (finals) | NR/NR 91-56 W |
| Dec. 22 | at Texas Tech | 10/NR 89-73 W |
| Dec. 29 | 2 vs. Notre Dame | 5/NR 103-69 W |
| Jan. 3 | SAINT LOUIS | 5/NR 80-70 W |
| Jan. 8 | * at Florida | 2/NR 78-64 W |
| Jan. 10 | * at Georgia | 2/NR 69-65 W 2OT |
| Jan. 15 | * VANDERBILT | 2/3 96-83 W |
| Jan. 24 | * LSU | 2/NR 111-85 W |
| Jan. 29 | * AUBURN | 2/NR 115-78 W |
| Jan. 31 | * ALABAMA | 2/NR 82-62 W |
| Feb. 2 | * at Vanderbilt | 2/3 105-90 W |
| Feb. 5 | * GEORGIA | 2/NR 74-50 W |
| Feb. 7 | * FLORIDA | 2/NR 85-75 W |
| Feb. 12 | * at Auburn | 1/NR 77-64 W |
| Feb. 14 | * at Alabama | 1/NR 90-67 W |
| Feb. 19 | * at Mississippi State | 1/NR 73-69 W |
| Feb. 21 | * at Ole Miss | 1/NR 108-65 W |
| Feb. 26 | * TENNESSEE | 1/NR 78-64 W |
| Mar. 5 | * at Tennessee | 1/NR 62-69 L |
| Mar. 7 | * TULANE | 1/NR 103-74 W |

| | | |
|--|----------------|--------------|
| NCAA Midwest Regional (Iowa City, Iowa) | | |
| Mar. 11 | 3 vs. Dayton# | 1/NR 86-79 W |
| Mar. 12 | 3 vs. Michigan | 1/9 84-77 W |

| | | |
|--|------------|-------------|
| NCAA Final Four (College Park, Md.) | | |
| Mar. 18 | 4 vs. Duke | 1/2 83-79 W |
| Mar. 19 | 4 vs. UTEP | 1/3 65-72 L |

2519-2028

- UK Invitation Tournament (Lexington, Ky.)
- Freedom Hall (Louisville, Ky.)
- Iowa Fieldhouse (Iowa City, Iowa)
- Cole Field House (College Park, Md.)

| | | |
|----------------------------|------|--|
| LEADING SCORERS | | |
| Pat Riley (6-4, Jr. F) | 22.0 | |
| Louie Dampier (6-0, Jr. G) | 21.1 | |
| Thad Jaracz (6-5, So. C) | 13.2 | |
| Larry Conley (6-3, Sr. F) | 11.5 | |
| Tommy Kron (6-5, Sr. G) | 10.2 | |

| | | |
|--|----------------------|----------|
| International Universities Tournament (Tel Aviv, Israel) (Not counted in won-loss record) | | |
| Aug. 3 | Warsaw University | 67-58 W |
| Aug. 4 | Cambridge University | 104-45 W |
| Aug. 6 | Salonika University | 91-60 W |
| Aug. 10 | Istanbul University | 82-36 W |
| Aug. 11 | Warsaw University | 87-57 W |

1966-67 (13-13, 8-10 SEC)

| | | |
|-----------------------|------------------|-------------------|
| UKIT Champions | | |
| Coach: Adolph Rupp | | |
| Dec. 3 | VIRGINIA | 3/NR 104-84 W |
| Dec. 5 | ILLINOIS | 3/NR 97-98 L OT |
| Dec. 10 | at Northwestern | 3/NR 118-116 W |
| Dec. 13 | NORTH CAROLINA | 4/6 55-64 L |
| Dec. 17 | * FLORIDA | 4/NR 75-78 L |
| Dec. 22 | 1 OREGON STATE | NR/NR 96-66 W |
| Dec. 23 | 1 KANSAS STATE | NR/NR 83-79 W |
| Dec. 28 | CORNELL | NR/NR 77-92 L |
| Dec. 31 | 2 vs. Notre Dame | NR/NR 96-85 W |
| Jan. 5 | * VANDERBILT | NR/NR 89-91 L OT |
| Jan. 14 | * at Florida | NR/10 72-89 L |
| Jan. 16 | * at Georgia | NR/NR 40-49 L |
| Jan. 21 | * AUBURN | NR/NR 60-58 W |
| Jan. 23 | * TENNESSEE | NR/NR 50-52 L 2OT |



Table with columns for date, opponent, score, and result. Includes games from Jan. 28 to Mar. 6.

1 UK Invitation Tournament (Lexington, Ky.)
2 Freedom Hall (Louisville, Ky.)
Rupp passes Western Kentucky's E.A. Diddle to become the all-time winningest coach with 760 victories.

LEADING SCORERS
Louie Dampier (6-0, Sr. G) 20.6
Pat Riley (6-4, Sr. F) 17.4
Thad Jaracz (6-5, Jr. C-F) 11.3
Cliff Berger (6-8, Jr. C) 11.3
Phil Argento (6-0, So. G) 5.2

1967-68 (22-5, 15-3 SEC)

SEC Champions | UKIT Champions | Ranked 4th in Polls
Coach: Adolph Rupp | Captain: Thad Jaracz

Table with columns for date, opponent, score, and result. Includes games from Dec. 2 to Mar. 2.

NCAA Mid-east Regional (Lexington, Ky.)
Mar. 15 MARQUETTE 5/NR 107-89 W
Mar. 16 OHIO STATE 5/NR 81-82 L

1 Greensboro Coliseum (Greensboro, N.C.)
2 UK Invitation Tournament (Lexington, Ky.)
3 Freedom Hall (Louisville, Ky.)

LEADING SCORERS
Mike Casey (6-4, So. G) 20.1
Dan Issel (6-8, So. C) 16.4
Mike Pratt (6-4, So. F) 14.1
Phil Argento (6-2, Jr. G) 12.3
Thad Jaracz (6-5, Sr. F) 11.3

1968-69 (23-5, 16-2 SEC)

SEC Champions | UKIT Champions | Ranked 7th in Polls
Coach: Adolph Rupp | Captain: Phil Argento

Table with columns for date, opponent, score, and result. Includes games from Nov. 30 to Dec. 14.

Table with columns for date, opponent, score, and result. Includes games from Dec. 20 to Mar. 8.

NCAA Mid-east Regional (Madison, Wis.)
Mar. 13 4 vs. Marquette 7/14 74-81 L
Mar. 15 4 vs. Miami (Ohio) (cons.) 7/NR 72-71 W

1 UK Invitation Tournament (Lexington, Ky.)
2 Freedom Hall (Louisville, Ky.)
3 Chicago Stadium (Chicago)
4 Wisconsin Field House (Madison, Wisc)

LEADING SCORERS
Dan Issel (6-8, Jr. C) 26.6
Mike Casey (6-4, Jr. G) 19.1
Mike Pratt (6-4, Jr. F) 16.9
Phil Argento (6-2, Sr. G) 10.0
Larry Steele (6-5, So. F) 8.6

1969-70 (26-2, 17-1 SEC)

SEC Champions | UKIT Champions | Ranked 1st AP, 1st UPI
Coach: Adolph Rupp | Co-Captains: Dan Issel and Mike Pratt

Table with columns for date, opponent, score, and result. Includes games from Dec. 1 to Mar. 7.

NCAA Mid-east Regional (Columbus, Ohio)
Mar. 12 4 vs. Notre Dame 1/9 109-99 W
Mar. 14 4 vs. Jacksonville 1/4 100-106 L

2023-24 University of Kentucky Men's Basketball Record Book

1 Charlotte Coliseum (Charlotte, N.C.)
2 UK Invitation Tournament (Lexington, Ky.)
3 Freedom Hall (Louisville, Ky.)
4 St. John Arena (Columbus, Ohio)

LEADING SCORERS
Dan Issel (6-8, Sr. C) 33.9
Mike Pratt (6-4, Sr. F) 19.3
Tom Parker (6-6, So. F) 10.4
Larry Steele (6-5, Jr. F) 8.8
Larry Mills (6-2, Jr. G) 8.1

1970-71 (22-6, 16-2 SEC)

SEC Champions | UKIT Runner-Up | Ranked 8th AP, 8th UPI
Coach: Adolph Rupp
Honorary Co-Captains: Mike Casey and Larry Steele

Table with columns for date, opponent, score, and result. Includes games from Dec. 1 to Mar. 6.

NCAA Mid-east Regional (Athens, Ga.)
Mar. 18 3 vs. Western Kentucky 8/7 83-107 L
Mar. 20 3 vs. Marquette 8/2 74-91 L

1 UK Invitation Tournament (Lexington, Ky.)
2 Freedom Hall (Louisville, Ky.)
3 Stegeman Coliseum (Athens, Ga.)

LEADING SCORERS
Tom Parker (6-7, Jr. F) 17.6
Mike Casey (6-4, Sr. G) 17.0
Tom Payne (7-2, So. C) 16.9
Kent Hollenbeck (6-4, Jr. G) 14.0
Larry Steele (6-5, Sr. F) 13.1

1971-72 (21-7, 14-4 SEC)

SEC Champions | UKIT Champions | Ranked 18th AP, 14th UPI
Coach: Adolph Rupp
Honorary Co-Captains: Stan Key and Tom Parker

Table with columns for date, opponent, score, and result. Includes games from Dec. 1 to Jan. 22.

Table with columns for date, opponent, score, and result. Includes games from Jan. 24 to Mar. 9.

NCAA Mid-east Regional (Dayton, Ohio)
Mar. 16 3 vs. Marquette 18/7 85-69 W
Mar. 18 3 vs. Florida State 18/10 54-73 L

Earned NCAA bid by beating Tennessee twice
1 Freedom Hall (Louisville, Ky.)
2 UK Invitation Tournament (Lexington, Ky.)
3 University of Dayton Arena (Dayton, Ohio)

LEADING SCORERS
Jim Andrews (6-11, Jr. C) 21.5
Tom Parker (6-7, Sr. F) 18.0
Ronnie Lyons (5-10, So. G) 13.2
Stan Key (6-3, Sr. G) 12.5
Larry Stamper (6-6, Jr. F) 10.3

JOE B. HALL ERA (1973-85)

1972-73 (20-8, 14-4 SEC)
SEC Champions | UKIT Champions | Ranked 17th AP, 15th UPI
Coach: Joe B. Hall | Honorary Captain: Jim Andrews

Table with columns for date, opponent, score, and result. Includes games from Dec. 2 to Mar. 8.

NCAA Mid-east Regional (Nashville, Tenn.)
Mar. 15 3 vs. Austin Peay 17/19 106-100 W OT
Mar. 17 3 vs. Indiana 17/6 65-72 L

1 Freedom Hall (Louisville, Ky.)
2 UK Invitation Tournament (Lexington, Ky.)
3 Memorial Gymnasium (Nashville, Tenn.)

LEADING SCORERS
Jim Andrews (6-11, Sr. C) 20.1
Kevin Grevey (6-5, So. F) 18.7
Jimmy Dan Conner (6-4, So. G-F) 11.2
Ronnie Lyons (5-10, Jr. G) 9.2
Mike Flynn (6-3, So. G) 9.1

**1973-74 (13-13, 9-9 SEC)**

| UKIT Champions | | | | |
|--|------------------------|-------|--------|------|
| Coach: Joe B. Hall Captain: Ronnie Lyons | | | | |
| Dec. 1 | MIAMI (OHIO) | 10/NR | 81-68 | W |
| Dec. 3 | at Kansas | 10/13 | 63-71 | L |
| Dec. 8 | 1 vs. Indiana | 10/3 | 68-77 | L |
| Dec. 10 | 2 vs. North Carolina | 10/5 | 84-101 | L |
| Dec. 14 | at Iowa | NR/NR | 88-80 | W |
| Dec. 21 | 3 DARTMOUTH | NR/NR | 102-77 | W |
| Dec. 22 | 3 STANFORD | NR/NR | 78-77 | W |
| Dec. 29 | 1 vs. Notre Dame | NR/3 | 79-94 | L |
| Jan. 5 | * at LSU | NR/NR | 84-95 | L |
| Jan. 7 | * GEORGIA | NR/NR | 80-74 | W |
| Jan. 12 | * AUBURN | NR/NR | 79-58 | W |
| Jan. 14 | * at Tennessee | NR/NR | 54-67 | L |
| Jan. 19 | * OLE MISS | NR/NR | 93-64 | W |
| Jan. 21 | * at Alabama | NR/10 | 77-81 | L |
| Jan. 26 | * at Florida | NR/NR | 91-82 | W |
| Jan. 28 | * VANDERBILT | NR/7 | 65-82 | L |
| Feb. 2 | * at Mississippi State | NR/NR | 82-70 | W |
| Feb. 4 | * LSU | NR/NR | 73-70 | W |
| Feb. 9 | * at Georgia | NR/NR | 86-72 | W |
| Feb. 11 | * at Auburn | NR/NR | 97-99 | L OT |
| Feb. 16 | * TENNESSEE | NR/NR | 61-58 | W |
| Feb. 18 | * at Ole Miss | NR/NR | 60-61 | L |
| Feb. 23 | * ALABAMA | NR/8 | 71-94 | L |
| Feb. 25 | * FLORIDA | NR/NR | 65-75 | L |
| Mar. 2 | * at Vanderbilt | NR/6 | 69-71 | L |
| Mar. 4 | * MISSISSIPPI STATE | NR/NR | 108-69 | W |

2038-1987

- 1 Freedom Hall (Louisville, Ky.)
- 2 Greensboro Coliseum (Greensboro, N.C.)
- 3 UK Invitation Tournament (Lexington, Ky.)

LEADING SCORERS

| | |
|---------------------------------|------|
| Kevin Grevey (6-5, Jr. F) | 21.9 |
| Bob Guyette (6-9, Jr. C) | 12.7 |
| Jimmy Dan Conner (6-4, Jr. F-G) | 12.0 |
| Mike Flynn (6-3, Jr. G) | 11.5 |
| Ronnie Lyons (5-10, Sr. G) | 7.8 |

1974 Australian Exhibition Tour (Not counted in won-lost record)

| | | | |
|--------|----------------------------|--------|---|
| May 13 | Tahitian National Team | 116-62 | W |
| May 17 | Australia | 87-97 | L |
| May 18 | Newcastle | 90-78 | W |
| May 19 | N.S.W. All Stars | 123-67 | W |
| May 21 | Illawarra Hawks | 115-57 | W |
| May 22 | N.S.W. All Stars | 106-50 | W |
| May 23 | A.C.T. | 96-69 | W |
| May 25 | Bulleen Heidelberg | 88-83 | W |
| May 26 | St. Kilda Business House | 80-67 | W |
| May 27 | Nunawading | 99-82 | W |
| May 28 | Melbourne | 79-86 | L |
| May 30 | Gippsland All Stars | 127-74 | W |
| May 31 | Bulleen Heidelberg | 72-71 | W |
| June 1 | Laker All Stars | 111-83 | W |
| June 3 | South Australian All Stars | 109-96 | W |
| June 4 | South Australian All Stars | 110-81 | W |
| June 5 | South Australian All Stars | 111-84 | W |
| June 6 | Coburg | 108-82 | W |
| June 7 | St. Kilda Business House | 96-85 | W |

1923-1454**1974-75 (26-5, 15-3 SEC)**

| National Runner-Up SEC Co-Champions UKIT Champions Ranked 2nd AP, 4th UPI | | | | |
|---|----------------------|-------|-------|---|
| Coach: Joe B. Hall Captain: Jimmy Dan Conner | | | | |
| Nov. 30 | NORTHWESTERN | 16/NR | 97-70 | W |
| Dec. 2 | at Miami (Ohio) | 16/NR | 80-73 | W |
| Dec. 7 | at Indiana | 15/3 | 74-98 | L |
| Dec. 9 | 1 vs. North Carolina | 15/9 | 90-78 | W |
| Dec. 20 | 2 WASHINGTON STATE | 20/NR | 97-75 | W |
| Dec. 21 | 2 OKLAHOMA STATE | 20/NR | 90-65 | W |

| | | | | |
|---------|------------------------|-------|--------|---|
| Dec. 23 | 1 vs. Kansas | 20/18 | 100-63 | W |
| Dec. 28 | 1 vs. Notre Dame | 17/13 | 113-96 | W |
| Jan. 4 | * LSU | 9/NR | 115-80 | W |
| Jan. 6 | * at Georgia | 9/NR | 96-77 | L |
| Jan. 11 | * at Auburn | 7/NR | 85-90 | L |
| Jan. 13 | * TENNESSEE | 7/18 | 88-82 | W |
| Jan. 18 | * at Ole Miss | 10/NR | 85-82 | W |
| Jan. 20 | * ALABAMA | 10/7 | 74-69 | W |
| Jan. 25 | * FLORIDA | 11/NR | 87-65 | W |
| Jan. 27 | * at Vanderbilt | 11/NR | 91-90 | W |
| Feb. 1 | * MISSISSIPPI STATE | 5/NR | 112-79 | W |
| Feb. 3 | * at LSU | 5/NR | 77-76 | W |
| Feb. 8 | * GEORGIA | 5/NR | 75-61 | W |
| Feb. 10 | * AUBURN | 5/NR | 119-76 | W |
| Feb. 15 | * at Tennessee | 4/NR | 98-103 | L |
| Feb. 17 | * OLE MISS | 4/NR | 108-89 | W |
| Feb. 22 | * at Alabama | 7/5 | 84-79 | W |
| Feb. 24 | * at Florida | 7/NR | 58-66 | L |
| Mar. 1 | * VANDERBILT | 4/NR | 109-84 | W |
| Mar. 8 | * at Mississippi State | 6/NR | 118-80 | W |

| NCAA First Round (Tuscaloosa, Ala.) | | | | |
|--------------------------------------|------------------------|------|-------|---|
| Mar. 15 | 3 vs. Marquette | 6/5 | 76-54 | W |
| NCAA Midwest Regional (Dayton, Ohio) | | | | |
| Mar. 20 | 4 vs. Central Michigan | 5/NR | 90-73 | W |
| Mar. 22 | 4 vs. Indiana | 5/1 | 92-90 | W |
| NCAA Final Four (San Diego) | | | | |
| Mar. 29 | 5 vs. Syracuse | 2/6 | 95-79 | W |
| Mar. 31 | 5 vs. UCLA | 2/1 | 85-92 | L |

2858-2434

- 1 Freedom Hall (Louisville, Ky.)
- 2 UK Invitation Tournament (Lexington, Ky.)
- 3 Coleman Coliseum (Tuscaloosa, Ala.)
- 4 University of Dayton Arena (Dayton, Ohio)
- 5 San Diego Sports Arena (San Diego)

LEADING SCORERS

| | |
|-------------------------------|------|
| Kevin Grevey (6-5, Sr. F) | 23.6 |
| Jimmy Dan Conner (6-4, Sr. G) | 12.4 |
| Rick Robey (6-10, Fr. C) | 10.4 |
| Jack Givens (6-4, Fr. F) | 9.4 |
| Mike Flynn (6-3, Sr. G) | 9.0 |
| Bob Guyette (6-9, Sr. F) | 8.6 |

1975-76 (20-10, 11-7 SEC)

| NIT Champions UKIT Champions | | | | |
|---|------------------------|-------|-------|------|
| Coach: Joe B. Hall Captain: Jack Givens | | | | |
| Dec. 1 | at Northwestern | 6/NR | 77-89 | L |
| Dec. 8 | 1 vs. North Carolina | 7/4 | 77-90 | L |
| Dec. 10 | MIAMI (OHIO) | 14/NR | 91-69 | W |
| Dec. 13 | at Kansas | 14/NR | 54-48 | W |
| Dec. 15 | 2 vs. Indiana | 14/1 | 68-77 | L OT |
| Dec. 19 | 3 GEORGIA TECH | 20/NR | 66-64 | W |
| Dec. 20 | 3 OREGON STATE | 20/NR | 82-74 | W |
| Dec. 30 | 2 vs. Notre Dame | NR/5 | 79-77 | W |
| Jan. 3 | * at Mississippi State | NR/NR | 73-77 | L |
| Jan. 5 | * at Alabama | NR/8 | 63-76 | L |
| Jan. 10 | * TENNESSEE | NR/9 | 88-90 | L OT |
| Jan. 12 | * GEORGIA | NR/NR | 92-76 | W |
| Jan. 17 | * VANDERBILT | NR/NR | 77-76 | W |
| Jan. 24 | * at Florida | NR/NR | 89-82 | W |
| Jan. 26 | * at Auburn | NR/NR | 84-91 | L OT |
| Jan. 31 | * OLE MISS | NR/NR | 89-81 | W |
| Feb. 2 | * LSU | NR/NR | 85-71 | W |
| Feb. 7 | * at Tennessee | NR/8 | 85-92 | L |
| Feb. 9 | * at Georgia | NR/NR | 81-86 | L |
| Feb. 14 | * at Vanderbilt | NR/NR | 65-69 | L |
| Feb. 21 | * FLORIDA | NR/NR | 96-89 | W |
| Feb. 23 | * AUBURN | NR/NR | 93-82 | W |
| Feb. 28 | * at Ole Miss | NR/NR | 94-87 | W |
| Mar. 1 | * at LSU | NR/NR | 85-70 | W |
| Mar. 6 | * ALABAMA | NR/6 | 90-85 | W |
| Mar. 8 | * MISSISSIPPI STATE | NR/NR | 94-93 | W OT |

| NIT (New York) | | | | |
|----------------|---------------|-------|-------|---|
| Mar. 13 | 4 vs. Niagara | NR/NR | 67-61 | W |

| | | | | |
|---------|--------------------|-------|-------|---|
| Mar. 16 | 4 vs. Kansas State | NR/NR | 81-78 | W |
| Mar. 18 | 4 vs. Providence | NR/NR | 79-78 | W |
| Mar. 21 | 4 vs. Charlotte | NR/NR | 71-67 | W |

2415-2345

- 1 Charlotte Coliseum (Charlotte, N.C.)
- 2 Freedom Hall (Louisville, Ky.)
- 3 UK Invitation Tournament (Lexington, Ky.)
- 4 Madison Square Garden (New York)

LEADING SCORERS

| | |
|-----------------------------|------|
| Jack Givens (6-4, So. F) | 20.1 |
| Mike Phillips (6-10, So. C) | 15.6 |
| Larry Johnson (6-2, Jr. G) | 11.2 |
| James Lee (6-5, So. F) | 9.3 |
| Rick Robey (6-10, So. C-F)* | 15.6 |
| Reggie Warford (6-1, Sr. G) | 6.5 |

RUPP ARENA ERA (1976-PRES.)**1976-77 (26-4, 16-2 SEC)**

| SEC Co-Champions Ranked 6th AP, 5th UPI | | | | |
|---|------------------------|------|--------|------|
| Coach: Joe B. Hall Captains: Larry Johnson and Merion Haskins | | | | |
| Nov. 27 | WISCONSIN | 6/NR | 72-64 | W |
| Dec. 2 | TCU | 5/NR | 103-53 | W |
| Dec. 6 | at Indiana | 5/4 | 66-51 | W |
| Dec. 11 | KANSAS | 4/NR | 90-63 | W |
| Dec. 13 | at South Carolina | 4/NR | 98-67 | W |
| Dec. 17 | 1 BOWLING GREEN | 3/NR | 77-59 | W |
| Dec. 18 | 1 UTAH | 3/NR | 68-70 | L |
| Dec. 30 | 2 vs. Notre Dame | 6/2 | 102-78 | W |
| Jan. 3 | * GEORGIA | 6/NR | 64-59 | W OT |
| Jan. 8 | * at Vanderbilt | 3/NR | 64-62 | W |
| Jan. 12 | * TENNESSEE | 2/NR | 67-71 | L OT |
| Jan. 15 | * at Auburn | 2/NR | 75-68 | W |
| Jan. 17 | * at Florida | 2/NR | 73-71 | W |
| Jan. 22 | * LSU | 6/NR | 87-72 | W |
| Jan. 24 | * OLE MISS | 6/NR | 100-73 | W |
| Jan. 29 | * at Alabama | 6/3 | 87-85 | W |
| Jan. 31 | * at Mississippi State | 6/NR | 92-85 | W |
| Feb. 5 | * VANDERBILT | 3/NR | 113-73 | W |
| Feb. 7 | 2 vs. Florida State | 3/NR | 97-57 | W |
| Feb. 12 | * AUBURN | 3/NR | 89-82 | W |
| Feb. 14 | * FLORIDA | 3/NR | 104-78 | W |
| Feb. 19 | * at LSU | 2/NR | 90-76 | W |
| Feb. 21 | * at Ole Miss | 2/NR | 81-69 | W |
| Feb. 26 | * ALABAMA | 2/8 | 85-70 | W |
| Feb. 28 | * MISSISSIPPI STATE | 2/NR | 77-64 | W |
| Mar. 5 | * at Tennessee | 2/11 | 79-81 | L |
| Mar. 7 | * at Georgia | 2/NR | 72-54 | W |

| NCAA First Round (Philadelphia) | | | | |
|--|----------------------|------|-------|---|
| Mar. 12 | 3 vs. Princeton | 6/NR | 72-58 | W |
| NCAA East Regional (College Park, Md.) | | | | |
| Mar. 17 | 4 vs. VMI | 3/20 | 93-78 | W |
| Mar. 19 | 4 vs. North Carolina | 3/5 | 72-79 | L |

2509-2070

- 1 UK Invitation Tournament (Lexington, Ky.)
- 2 Freedom Hall (Louisville, Ky.)
- 3 Palestra (Philadelphia)
- 4 Cole Field House (College Park, Md.)

LEADING SCORERS

| | |
|-----------------------------|------|
| Jack Givens (6-4, Jr. F) | 18.9 |
| Rick Robey (6-10, Jr. F) | 14.2 |
| Mike Phillips (6-10, Jr. C) | 12.2 |
| Larry Johnson (6-3, Sr. G) | 10.7 |
| James Lee (6-5, Jr. F) | 9.8 |
| Jay Shidler (6-1, Fr. G) | 7.8 |
| Truman Claytor (6-1, Sr. G) | 6.6 |

1977-78 (30-2, 16-2 SEC)

| National Champions SEC Champions UKIT Champions Ranked 1st AP, 1st UPI | | | | |
|--|-----|------|--------|---|
| Coach: Joe B. Hall Captains: Jack Givens and Rick Robey | | | | |
| Nov. 26 | SMU | 2/NR | 110-86 | W |

| | | | | |
|---------|------------------------|------|--------|------|
| Dec. 5 | INDIANA | 1/NR | 78-64 | W |
| Dec. 10 | at Kansas | 1/19 | 73-66 | W |
| Dec. 12 | SOUTH CAROLINA | 1/NR | 84-65 | W |
| Dec. 16 | 1 PORTLAND STATE | 1/NR | 114-88 | W |
| Dec. 17 | 1 ST. JOHN'S | 1/NR | 102-72 | W |
| Dec. 23 | IONA | 1/NR | 104-65 | W |
| Dec. 31 | 2 vs. Notre Dame | 1/4 | 73-68 | W |
| Jan. 2 | * VANDERBILT | 1/NR | 72-59 | W |
| Jan. 7 | * at Florida | 1/NR | 86-67 | W |
| Jan. 9 | * at Auburn | 1/NR | 101-77 | W |
| Jan. 14 | * LSU | 1/NR | 96-76 | W |
| Jan. 16 | * OLE MISS | 1/NR | 76-56 | W |
| Jan. 21 | * at Mississippi State | 1/NR | 75-65 | W |
| Jan. 23 | * at Alabama | 1/NR | 62-78 | L |
| Jan. 30 | * GEORGIA | 1/NR | 90-73 | W |
| Feb. 4 | * FLORIDA | 1/NR | 88-61 | W |
| Feb. 6 | * AUBURN | 1/NR | 104-81 | W |
| Feb. 11 | * at LSU | 1/NR | 94-95 | L OT |
| Feb. 13 | * at Ole Miss | 1/NR | 64-52 | W |
| Feb. 15 | * TENNESSEE | 3/NR | 90-77 | W |
| Feb. 18 | * MISSISSIPPI STATE | 3/NR | 58-56 | W |
| Feb. 20 | * ALABAMA | 3/NR | 97-84 | W |
| Feb. 25 | * at Tennessee | 2/NR | 68-57 | W |
| Feb. 27 | * at Georgia | 2/NR | 78-67 | W |
| Mar. 4 | UNLV | 1/NR | 92-70 | W |
| Mar. 6 | * at Vanderbilt | 1/NR | 78-68 | W |

| NCAA First Round (Knoxville, Tenn.) | | | | |
|--------------------------------------|----------------------|------|-------|---|
| Mar. 11 | 3 vs. Florida State | 1/13 | 85-76 | W |
| NCAA Midwest Regional (Dayton, Ohio) | | | | |
| Mar. 16 | 4 vs. Miami (Ohio) | 1/19 | 91-69 | W |
| Mar. 18 | 4 vs. Michigan State | 1/4 | 52-49 | W |
| NCAA Final Four (St. Louis) | | | | |
| Mar. 25 | 5 vs. Arkansas | 1/5 | 64-59 | W |
| Mar. 27 | 5 vs. Duke | 1/7 | 94-88 | W |

2693-2234

- 1 UK Invitation Tournament (Lexington, Ky.)
- 2 Freedom Hall (Louisville, Ky.)
- 3 Stokely Center (Knoxville, Tenn.)
- 4 University of Dayton Arena (Dayton, Ohio)
- 5 Checkerdome (St. Louis)

LEADING SCORERS

| | |
|-----------------------------|------|
| Jack Givens (6-4, Sr. F) | 18.1 |
| Rick Robey (6-10, Sr. F) | 14.4 |
| Kyle Macy (6-3, So. G) | 12.5 |
| James Lee (6-5, Sr. F) | 11.3 |
| Mike Phillips (6-10, Sr. C) | 10.2 |
| Truman Claytor (6-1, Jr. G) | 6.9 |

| 1978 Japan Exhibition Tour (Not counted in win-loss record) | | | | |
|---|------------------------------|--------|---|--|
| July 13 | Japan National (at Tokyo) | 104-71 | W | |
| July 15 | Japan National (at Niigata) | 102-89 | W | |
| July 18 | Japan National (at Nagoya) | 97-59 | W | |
| July 19 | Japan National (at Osaka) | 87-82 | W | |
| July 20 | Japan National (at Fukuoka) | 88-61 | W | |
| July 22 | Japan National (at Nagasaki) | 122-79 | W | |
| July 24 | Japan National (at Tokyo) | 125-57 | W | |

705-498**1978-79 (19-12, 10-8 SEC)**

| Coach: Joe B. Hall Captains: Dwane Casey and Truman Claytor | | | | |
|---|-------------|-------|--------|------|
| Dec. 2 | LASALLE | 10/NR | 109-77 | W |
| Dec. 4 | WEST TEXAS | 10/NR | 121-67 | W |
| Dec. 9 | KANSAS | 10/5 | 67-66 | W OT |
| Dec. 16 | at Indiana | 6/NR | 67-68 | L OT |
| Dec. 22 | 1 TEXAS A&M | 11/17 | 69-73 | L |
| | | | | |



Table with columns for date, opponent, score, and result. Includes games against Georgia, Auburn, Florida, LSU, Ole Miss, Vanderbilt, Alabama, Mississippi State, Tennessee, Georgia, and Vanderbilt.

SEC Tournament (Birmingham, Ala.) results table showing games against Ole Miss, Alabama, LSU, and Tennessee.

NIT (Lexington, Ky.) results table showing a game against Clemson.

LEADING SCORERS table listing players like Kyle Macy, Dwight Anderson, LaVon Williams, Fred Cowan, and Truman Claytor with their points.

1979-80 (29-6, 15-3 SEC)

SEC Champions | UKIT Champions | Great Alaska Shootout Champions | Ranked 4th AP, 3rd UPI

Table of game results for the 1979-80 season, including opponents like Duke, Bradley, Alaska, Iowa, Baylor, South Carolina, Kansas, Indiana, Georgia, California, Purdue, Notre Dame, Auburn, Tennessee, Ole Miss, Alabama, Florida, and Vanderbilt.

Table of game results for the 1979-80 season, including opponents like Alabama, Florida, Vanderbilt, UNLV, Mississippi State, and LSU.

SEC Tournament (Birmingham, Ala.) results table showing games against Auburn, Ole Miss, and LSU. Also includes NCAA Second Round and Mid-East Regional results.

Table of game results for the 1980-81 season, including opponents like Hall of Fame Classic, Great Alaskan Shootout, Omni, UK Invitation Tournament, Freedom Hall, Birmingham-Jefferson Civic Center, and Diddle Arena.

1980-81 (22-6, 15-3 SEC)

UKIT Champions | Ranked 8th AP, 8th UPI

Table of game results for the 1980-81 season, including opponents like ETSU, Ohio State, Indiana, Kansas, Alaska, UAB, Notre Dame, Maine, Georgia, Auburn, Tennessee, Ole Miss, Alabama, Florida, Vanderbilt, Mississippi State, Georgia, Auburn, Tennessee, Ole Miss, Alabama, Florida, Vanderbilt, Mississippi State, and LSU.

SEC Tournament (Birmingham, Ala.) results table showing games against Vanderbilt and UAB. Also includes NCAA Second Round results.

Table of game results for the 1980-81 season, including opponents like UK Invitation Tournament, Freedom Hall, Birmingham-Jefferson Civic Center, Coleman Coliseum, and leading scorers like Sam Bowie, Dirk Minniefield, Derrick Hord, Fred Cowan, and Chuck Verderber.

1981-82 (22-8, 13-5 SEC)

SEC Co-Champions | UKIT Champions | Ranked 8th AP, 9th UPI

Table of game results for the 1981-82 season, including opponents like Akron, Ohio State, Indiana, Kansas, Jacksonville, Seton Hall, North Carolina, Notre Dame, Georgia, Auburn, and Tennessee.

Table of game results for the 1981-82 season, including opponents like Ole Miss, Alabama, Florida, Vanderbilt, LSU, Mississippi State, Georgia, Auburn, Tennessee, Ole Miss, Alabama, Florida, Mississippi State, and LSU.

SEC Tournament (Lexington, Ky.) results table showing games against Auburn, Ole Miss, and Alabama.

NCAA First Round (Nashville, Tenn.) results table showing a game against Middle Tennessee.

Table of game results for the 1981-82 season, including opponents like UK Invitation Tournament, Continental Arena, Freedom Hall, and Memorial Gymnasium.

LEADING SCORERS table listing players like Derrick Hord, Jim Master, Melvin Turpin, Dirk Minniefield, and Charles Hurt.

1982 Japan Exhibition Tour (not counted in win-loss record) table listing games against Germany, France, and Japan.

1982-83 (23-8, 13-5 SEC)

SEC Champions | UKIT Champions | Ranked 12th AP, 12th UPI

Table of game results for the 1982-83 season, including opponents like Butler, Notre Dame, Villanova, Detroit, Illinois, Duquesne, Tulane, Indiana, Kansas, Ole Miss, LSU, Alabama, Mississippi State, Auburn, Florida, Vanderbilt, Alabama, Mississippi State, Georgia, Tennessee, Auburn, Ole Miss, and LSU.

Table of game results for the 1982-83 season, including opponents like Ole Miss and LSU. Also includes SEC Tournament and NCAA Second Round results.

1983-84 (29-5, 14-4 SEC)

NCAA Final Four | SEC Champions | SEC Tournament Champions | UKIT Champions | Ranked 3rd AP, 3rd UPI

Table of game results for the 1983-84 season, including opponents like Louisville, Indiana, Kansas, Wyoming, BYU, Cincinnati, Illinois, Purdue, Ole Miss, LSU, Alabama, Mississippi State, Auburn, Tennessee, Ole Miss, and LSU.

Table of game results for the 1983-84 season, including opponents like Alabama, Mississippi State, Auburn, Tennessee, Ole Miss, LSU, Butler, Notre Dame, Villanova, Detroit, Illinois, Duquesne, Tulane, Indiana, Kansas, Ole Miss, LSU, Alabama, Mississippi State, Auburn, Florida, Vanderbilt, Alabama, Mississippi State, Georgia, Tennessee, Auburn, Ole Miss, and LSU.

SEC Tournament (Nashville, Tenn.) results table showing games against Georgia, Alabama, and Auburn. Also includes NCAA Second Round and Mid-East Regional results.

Table of game results for the 1983-84 season, including opponents like UK Invitation Tournament, Freedom Hall, Memorial Gymnasium, Birmingham-Jefferson Civic Center, Rupp Arena, and Kingdome. Also includes leading scorers like Melvin Turpin.





| | |
|------------------------------|------|
| Kenny Walker (6-8, So. F) | 12.4 |
| Sam Bowie (7-1, Sr. F) | 10.5 |
| Jim Master (6-5, Sr. G) | 9.6 |
| Winston Bennett (6-7, Fr. F) | 6.5 |

1984-85 (18-13, 11-7 SEC)**UKIT Champions**

Coach: Joe B. Hall | Captains: Winston Bennett and Kenny Walker

| | | | | |
|---------|------------------------|-------|-------|------|
| Nov. 27 | TOLEDO | NR/NR | 63-54 | W |
| Dec. 1 | at Purdue | NR/NR | 56-66 | L |
| Dec. 4 | SMU | NR/8 | 54-56 | L |
| Dec. 8 | at Indiana | NR/11 | 68-81 | L |
| Dec. 15 | at Louisville | NR/14 | 64-71 | L |
| Dec. 21 | 1 EAST TENNESSEE STATE | NR/NR | 69-54 | W |
| Dec. 22 | 1 CINCINNATI | NR/NR | 66-55 | W |
| Dec. 31 | 2 vs. Kansas | NR/12 | 92-89 | W |
| Jan. 2 | * AUBURN | NR/NR | 68-61 | W |
| Jan. 5 | * NC STATE | NR/17 | 78-62 | W |
| Jan. 7 | * VANDERBILT | NR/NR | 75-58 | W |
| Jan. 9 | * at Ole Miss | NR/NR | 57-45 | W |
| Jan. 12 | * at Alabama | NR/NR | 58-60 | L |
| Jan. 16 | * MISSISSIPPI STATE | NR/NR | 58-57 | W |
| Jan. 19 | * FLORIDA | NR/NR | 55-67 | L |
| Jan. 23 | * at Georgia | NR/NR | 73-81 | L |
| Jan. 27 | * at Tennessee | NR/NR | 65-81 | L |
| Jan. 31 | * LSU | NR/NR | 53-43 | W |
| Feb. 2 | * at Auburn | NR/NR | 49-47 | W OT |
| Feb. 7 | * at Vanderbilt | NR/NR | 68-62 | W |
| Feb. 9 | * OLE MISS | NR/NR | 67-52 | W |
| Feb. 13 | * ALABAMA | NR/NR | 51-48 | W |
| Feb. 16 | * at Mississippi State | NR/NR | 69-82 | L |
| Feb. 20 | * at Florida | NR/NR | 76-68 | W |
| Feb. 24 | * GEORGIA | NR/18 | 77-79 | L |
| Feb. 28 | * TENNESSEE | NR/NR | 92-67 | W |
| Mar. 2 | * at LSU | NR/NR | 61-67 | L |

SEC Tournament (Birmingham, Ala.)

| | | | | |
|--------|---------------|-------|-------|---|
| Mar. 7 | 3 vs. Florida | NR/NR | 55-58 | L |
|--------|---------------|-------|-------|---|

NCAA First/Second Round (Salt Lake City)

| | | | | |
|---------|------------------|-------|-------|---|
| Mar. 14 | 4 vs. Washington | NR/NR | 66-58 | W |
|---------|------------------|-------|-------|---|

| | | | | |
|---------|------------|------|-------|---|
| Mar. 16 | 4 vs. UNLV | NR/9 | 64-61 | W |
|---------|------------|------|-------|---|

NCAA West Regional (Denver)

| | | | | |
|---------|------------------|------|-------|---|
| Mar. 22 | 5 vs. St. John's | NR/3 | 70-86 | L |
|---------|------------------|------|-------|---|

2037-1976

- 1 UK Invitation Tournament (Lexington, Ky.)
- 2 Freedom Hall (Louisville, Ky.)
- 3 Birmingham-Jefferson Civic Center (Birmingham, Ala.)
- 4 Huntsman Center (Salt Lake City)
- 5 McNichols Arena (Denver)

LEADING SCORERS

| | |
|------------------------------|------|
| Kenny Walker (6-8, Jr. F) | 22.9 |
| Ed Davender (6-1, Fr. G) | 8.5 |
| Winston Bennett (6-7, So. F) | 7.2 |
| Bret Bearup (6-9, Sr. C) | 6.3 |
| James Blackmon (6-2, So. G) | 5.4 |
| Roger Harden (6-1, Jr. G) | 5.3 |

EDDIE SUTTON ERA (1986-89)**1985-86 (32-4, 17-1 SEC)****SEC Champions | SEC Tournament Champions | Ranked 3rd AP, 3rd UPI**Coach: Eddie Sutton
Captains: Kenny Walker, Roger Harden and Leroy Byrd

| | | | | |
|---------|--------------------|-------|-------|---|
| Nov. 22 | NORTHWESTERN STATE | 11/NR | 77-58 | W |
| Nov. 26 | at Chaminade | 10/NR | 89-57 | W |
| Nov. 27 | at Hawaii | 10/NR | 98-65 | W |
| Dec. 3 | Cincinnati | 9/NR | 84-54 | W |
| Dec. 7 | Indiana | 9/19 | 63-58 | W |
| Dec. 14 | at Kansas | 9/7 | 66-83 | L |
| Dec. 20 | 1 EAST CAROLINA | 13/NR | 86-52 | W |
| Dec. 21 | 1 PEPPERDINE | 13/NR | 88-56 | W |
| Dec. 28 | LOUISVILLE | 13/15 | 69-64 | W |
| Dec. 30 | 2 vs. VMI | 13/NR | 93-55 | W |

| | | | | |
|---------|------------------------|-------|-------|---|
| Jan. 4 | * at Vanderbilt | 12/NR | 80-71 | W |
| Jan. 6 | * at Auburn | 12/NR | 56-60 | L |
| Jan. 8 | * OLE MISS | 11/NR | 75-58 | W |
| Jan. 11 | * ALABAMA | 11/NR | 76-52 | W |
| Jan. 15 | * at Mississippi State | 11/NR | 64-52 | W |
| Jan. 18 | * at Florida | 11/NR | 72-55 | W |
| Jan. 23 | * GEORGIA | 11/NR | 74-69 | W |
| Jan. 25 | * TENNESSEE | 11/NR | 74-57 | W |
| Jan. 29 | * at LSU | 8/17 | 54-52 | W |
| Jan. 31 | * AUBURN | 8/NR | 81-71 | W |
| Feb. 2 | at NC State | 8/NR | 51-54 | L |
| Feb. 5 | * VANDERBILT | 12/NR | 73-65 | W |
| Feb. 8 | * at Ole Miss | 12/NR | 62-58 | W |
| Feb. 13 | * at Alabama | 11/18 | 73-71 | W |
| Feb. 15 | * MISSISSIPPI STATE | 11/NR | 88-62 | W |
| Feb. 19 | * FLORIDA | 8/NR | 80-69 | W |
| Feb. 22 | * at Georgia | 8/NR | 80-75 | W |
| Feb. 27 | * at Tennessee | 5/NR | 62-60 | W |
| Mar. 1 | * LSU | 5/NR | 68-57 | W |

SEC Tournament (Lexington, Ky.)

| | | | | |
|--------|------------|------|-------|---|
| Mar. 6 | 3 OLE MISS | 3/NR | 95-69 | W |
|--------|------------|------|-------|---|

| | | | | |
|--------|-------|------|-------|---|
| Mar. 7 | 3 LSU | 3/NR | 61-58 | W |
|--------|-------|------|-------|---|

| | | | | |
|--------|-----------|------|-------|---|
| Mar. 8 | 3 ALABAMA | 3/NR | 83-72 | W |
|--------|-----------|------|-------|---|

NCAA First/Second Round (Charlotte, N.C.)

| | | | | |
|---------|----------------|------|-------|---|
| Mar. 14 | 4 vs. Davidson | 3/NR | 75-55 | W |
|---------|----------------|------|-------|---|

| | | | | |
|---------|------------------------|------|-------|---|
| Mar. 16 | 4 vs. Western Kentucky | 3/NR | 71-64 | W |
|---------|------------------------|------|-------|---|

NCAA Southeast Regional (Atlanta)

| | | | | |
|---------|---------------|------|-------|---|
| Mar. 20 | 5 vs. Alabama | 3/NR | 68-63 | W |
|---------|---------------|------|-------|---|

| | | | | |
|---------|-----------|------|-------|---|
| Mar. 22 | 5 vs. LSU | 3/NR | 57-59 | L |
|---------|-----------|------|-------|---|

2666-2210

- 1 UK Invitation Tournament (Lexington, Ky.)
- 2 Freedom Hall (Louisville, Ky.)
- 3 Rupp Arena (Lexington, Ky.)
- 4 Charlotte Coliseum (Charlotte, N.C.)
- 5 The Omni (Atlanta)

LEADING SCORERS

| | |
|------------------------------|------|
| Kenny Walker (6-8, Sr. F) | 20.0 |
| Winston Bennett (6-7, Jr. F) | 12.7 |
| Ed Davender (6-2, So. G) | 11.5 |
| James Blackmon (6-3, Jr. G) | 9.4 |
| Roger Harden (6-1, Sr. G) | 6.8 |

1986 Japan Tour**(Not counted in Won-Loss Record)**

| | | | |
|----------------------------------|--------------------------|-------|---|
| June 21 | *Japan | 80-55 | W |
| June 22 | *Finland | 87-67 | W |
| June 24 | Finland (Sendai) | 82-65 | W |
| June 26 | Japan (Niigata) | 79-73 | W |
| June 28 | Finland (Ohtsu) | 80-56 | W |
| June 29 | Czechoslovakia (Sapporo) | 74-80 | L |
| July 2 | S. China (Hong Kong) | 87-45 | W |
| * Kirin World Tournament (Tokyo) | | | |

1986-87 (18-11, 10-8 SEC)**UKIT Champions**

Coach: Eddie Sutton | Captains: James Blackmon, Paul Andrews

| | | | | |
|---------|------------------------|-------|-------|---|
| Nov. 29 | AUSTIN PEAY | 11/NR | 71-69 | W |
| Dec. 2 | TEXAS TECH | 13/NR | 66-60 | W |
| Dec. 6 | at Indiana | 13/3 | 66-71 | L |
| Dec. 13 | LAMAR | 19/NR | 71-56 | W |
| Dec. 19 | 1 IONA | 18/NR | 75-59 | W |
| Dec. 20 | 1 BOSTON U. | 18/NR | 81-69 | W |
| Dec. 27 | at Louisville | 18/NR | 85-51 | W |
| Dec. 30 | 2* vs. Georgia | 11/NR | 65-69 | L |
| Jan. 3 | * at Auburn | 11/5 | 63-60 | W |
| Jan. 7 | * ALABAMA | 9/NR | 55-69 | L |
| Jan. 10 | * at Tennessee | 9/NR | 68-75 | L |
| Jan. 12 | * at Mississippi State | 9/NR | 57-49 | W |
| Jan. 14 | * FLORIDA | NR/NR | 67-62 | W |
| Jan. 18 | * LSU | NR/NR | 41-76 | L |
| Jan. 21 | * at Vanderbilt | NR/NR | 71-65 | W |
| Jan. 25 | NAVY | NR/18 | 80-69 | W |
| Jan. 29 | * at Ole Miss | NR/NR | 65-76 | L |
| Jan. 31 | * MISSISSIPPI STATE | NR/NR | 50-36 | W |

| | | | | |
|---------|--------------|-------|-------|------|
| Feb. 4 | * AUBURN | NR/20 | 75-71 | W |
| Feb. 7 | * at Alabama | NR/9 | 70-69 | W |
| Feb. 11 | * TENNESSEE | NR/NR | 91-84 | W OT |
| Feb. 14 | * at Florida | NR/19 | 56-74 | L |
| Feb. 19 | * VANDERBILT | NR/NR | 65-54 | W |
| Feb. 21 | * at LSU | NR/NR | 52-65 | L |
| Feb. 25 | * at Georgia | NR/NR | 71-79 | L |
| Feb. 28 | * OLE MISS | NR/NR | 64-63 | W |
| Mar. 1 | OKLAHOMA | NR/12 | 75-74 | W |

SEC Tournament (Atlanta)

| | | | | |
|--------|--------------|-------|-------|---|
| Mar. 6 | 3 vs. Auburn | NR/NR | 72-79 | L |
|--------|--------------|-------|-------|---|

NCAA First/Second Rounds (Atlanta)

| | | | | |
|---------|------------------|-------|-------|---|
| Mar. 13 | 3 vs. Ohio State | NR/NR | 77-91 | L |
|---------|------------------|-------|-------|---|

1965-1944

- 1 UK Invitation Tournament (Lexington, Ky.)
- 2 Freedom Hall (Louisville, Ky.)
- 3 The Omni (Atlanta)

LEADING SCORERS

| | |
|------------------------------|------|
| Red Chapman (6-4, Fr. G) | 16.0 |
| Ed Davender (6-3, Jr. G) | 15.2 |
| Richard Madison (6-7, Jr. F) | 9.1 |
| James Blackmon (6-3, Sr. G) | 8.4 |
| Robert Lock (6-11, Jr. C) | 7.5 |

1987-88 (25-5, 13-5 SEC)***UKIT Champions | Ranked 6th AP, 6th UPI**

Coach: Eddie Sutton | Captains: Winston Bennett, Ed Davender, Cedric Jenkins, Rob Lock, Richard Madison

| | | | | |
|---------|------------------------|-------|--------|------|
| Nov. 28 | HAWAII | 5/NR | 86-59 | W |
| Dec. 1 | CINCINNATI | 2/NR | 101-77 | W |
| Dec. 5 | 1 vs. Indiana | 2/5 | 82-76 | W OT |
| Dec. 12 | LOUISVILLE | 1/NR | 76-75 | W |
| Dec. 18 | 2 MIAMI (OHIO) | 1/NR | 85-71 | W |
| Dec. 19 | 2 CHARLOTTE | 1/NR | 84-81 | W |
| Dec. 28 | ALASKA | 2/NR | 100-58 | W |
| Dec. 31 | * VANDERBILT | 2/NR | 81-74 | W |
| Jan. 2 | * at Georgia | 2/NR | 84-77 | W |
| Jan. 6 | * MISSISSIPPI STATE | 1/NR | 93-52 | W |
| Jan. 9 | * AUBURN | 1/NR | 52-53 | L |
| Jan. 13 | * at Alabama | 5/NR | 63-55 | W |
| Jan. 16 | * TENNESSEE | 5/NR | 83-65 | W |
| Jan. 20 | * FLORIDA | 4/NR | 56-58 | L |
| Jan. 23 | * at LSU | 4/NR | 76-61 | W |
| Jan. 27 | * at Vanderbilt | 9/NR | 66-83 | L |
| Jan. 31 | 3 vs. Notre Dame | 9/NR | 78-69 | W |
| Feb. 3 | * OLE MISS | 10/NR | 94-65 | W |
| Feb. 6 | * at Mississippi State | 10/NR | 83-59 | W |
| Feb. 10 | * at Auburn | 10/NR | 69-62 | W |
| Feb. 13 | * ALABAMA | 10/NR | 82-68 | W |
| Feb. 17 | * at Tennessee | 9/NR | 70-72 | L |
| Feb. 20 | * at Florida | 9/NR | 76-83 | L |
| Feb. 24 | * LSU | 12/NR | 95-69 | W |
| Feb. 28 | SYRACUSE | 12/10 | 62-58 | W |
| Mar. 2 | * GEORGIA | 8/NR | 80-72 | W |
| Mar. 5 | * at Ole Miss | 8/NR | 78-71 | W |

SEC Tournament (Baton Rouge, La.)

| | | | | |
|---------|----------------|------|-------|---|
| Mar. 11 | 4 vs. Ole Miss | 6/NR | 82-64 | W |
|---------|----------------|------|-------|---|

| | | | | |
|---------|-----------|------|-------|---|
| Mar. 12 | 4 vs. LSU | 6/NR | 86-80 | W |
|---------|-----------|------|-------|---|

| | | | | |
|---------|---------------|------|-------|---|
| Mar. 13 | 4 vs. Georgia | 6/NR | 62-57 | W |
|---------|---------------|------|-------|---|

2365-2024

- 1 RCA Dome (Indianapolis)
- 2 UK Invitation Tournament (Lexington, Ky.)
- 3 Freedom Hall (Louisville, Ky.)
- 4 Pete Maravich Assembly Center (Baton Rouge, La.)

LEADING SCORERS

| | |
|------------------------------|------|
| Red Chapman (6-4, So. G) | 19.0 |
| Ed Davender (6-3, Sr. G) | 15.7 |
| Winston Bennett (6-7, Sr. F) | 15.3 |
| Rob Lock (6-11, Sr. C) | 10.9 |
| Eric Manuel (6-6, Fr. F) | 7.1 |

*As part of sanctions imposed upon the UK basketball program in 1989, the NCAA ordered Kentucky to erase from the record three NCAA Tournament games from the 1987-88 season. Kentucky's 99-84 win over Southern, a 90-81 win over Maryland and an 80-74 loss to Villanova have been deleted from the records, thus changing the 1987-88 season record from 27-6 to 25-5.

The presidents of the Southeastern Conference institutions voted to strip Kentucky of the 1987-88 SEC regular season and SEC Tournament championships. Kentucky was not forced to forfeit any of those regular season or tournament games.

1988-89 (13-19, 8-10 SEC)

Coach: Eddie Sutton | Captain: Mike Scott

| | | | | |
|---------|------------------------|-------|-------|---|
| Nov. 19 | 1 vs. Duke | NR/1 | 55-80 | L |
| Nov. 25 | 2 vs. Iona | NR/NR | 56-54 | W |
| Nov. 26 | 2 vs. Seton Hall | NR/NR | 60-63 | L |
| Nov. 28 | 2 vs. California | NR/NR | 89-71 | W |
| Dec. 3 | 3 vs. Notre Dame | NR/NR | 65-81 | L |
| Dec. 7 | NORTHWESTERN STATE | NR/NR | 82-85 | L |
| Dec. 10 | WESTERN CAROLINA | NR/NR | 78-60 | W |
| Dec. 16 | 4 BOWLING GREEN | NR/NR | 54-56 | L |
| Dec. 17 | 4 MARSHALL | NR/NR | 91-78 | W |
| Dec. 20 | INDIANA | NR/NR | 52-75 | L |
| Dec. 27 | 5 vs. Austin Peay | NR/NR | 85-77 | W |
| Dec. 31 | at Louisville | NR/14 | 75-97 | L |
| Jan. 4 | * GEORGIA | NR/20 | 76-65 | W |
| Jan. 7 | * VANDERBILT | NR/NR | 70-61 | W |
| Jan. 12 | * at Florida | NR/NR | 69-56 | W |
| Jan. 14 | * LSU | NR/NR | 62-64 | L |
| Jan. 18 | * at Alabama | NR/NR | 64-76 | L |
| Jan. 21 | * at Tennessee | NR/18 | 66-65 | W |
| Jan. 25 | * AUBURN | NR/NR | 86-76 | W |
| Jan. 28 | * at Ole Miss | NR/NR | 65-70 | L |
| Feb. 1 | * MISSISSIPPI STATE | NR/NR | 73-61 | W |
| Feb. 5 | * at Georgia | NR/NR | 72-84 | L |
| Feb. 8 | * at Vanderbilt | NR/NR | 51-81 | L |
| Feb. 11 | * FLORIDA | NR/NR | 53-59 | L |
| Feb. 15 | * at LSU | NR/20 | 80-99 | L |
| Feb. 18 | * ALABAMA | NR/NR | 67-71 | L |
| Feb. 20 | * at Auburn | NR/NR | 75-77 | L |
| Feb. 22 | * TENNESSEE | NR/NR | 76-71 | W |
| Feb. 26 | at Syracuse | NR/6 | 73-89 | L |
| Mar. 1 | * OLE MISS | NR/NR | 70-69 | W |
| Mar. 4 | * at Mississippi State | NR/NR | 67-68 | L |

SEC Tournament (Knoxville, Tenn.)

| | | | | |
|---------|------------------|-------|-------|---|
| Mar. 10 | 6 vs. Vanderbilt | NR/NR | 63-77 | L |
|---------|------------------|-------|-------|---|

2220-2316

- 1 Tip-Off Classic (Springfield, Mass.)
- 2 Great Alaska Shootout (Anchorage, Alaska)
- 3 RCA Dome (Indianapolis)
- 4 UK Invitation Tournament (Lexington, Ky.)
- 5 Freedom Hall (Louisville, Ky.)
- 6 Thompson-Boling Arena (Knoxville, Tenn.)

LEADING SCORERS

| | |
|-----------------------------|------|
| LeRon Ellis (6-10, So. C) | 16.0 |
| Chris Mills (6-7, Fr. F) | 14.3 |
| Derrick Miller (6-5, Jr. G) | 13.9 |
| Reggie Hanson (6-7, So. F) | 9.8 |
| Sean Sutton (6-1, So. G) | 5.9 |

RICK PITINO ERA (1990-97)**1989-90 (14-14, 10-8 SEC)**

Coach: Rick Pitino | Captain: Derrick Miller



| | | | | | |
|---------|---|----------------------|-------|---------|------|
| Dec. 27 | 3 | North Carolina | NR/24 | 110-121 | L |
| Dec. 30 | | LOUISVILLE | NR/8 | 79-86 | L |
| Jan. 3 | * | at Georgia | NR/NR | 91-106 | L |
| Jan. 6 | * | at Vanderbilt | NR/NR | 85-92 | L |
| Jan. 10 | * | FLORIDA | NR/NR | 89-81 | W |
| Jan. 13 | * | at LSU | NR/14 | 81-94 | L |
| Jan. 17 | * | ALABAMA | NR/25 | 82-65 | W |
| Jan. 20 | * | TENNESSEE | NR/NR | 95-83 | W |
| Jan. 24 | * | at Auburn | NR/NR | 70-74 | L |
| Jan. 27 | * | OLE MISS | NR/NR | 98-79 | W |
| Jan. 31 | * | at Mississippi State | NR/NR | 86-87 | L OT |
| Feb. 3 | * | GEORGIA | NR/NR | 88-77 | W |
| Feb. 7 | * | VANDERBILT | NR/NR | 100-73 | W |
| Feb. 12 | * | at Florida | NR/NR | 78-74 | W |
| Feb. 15 | * | LSU | NR/9 | 100-95 | W |
| Feb. 17 | * | at Alabama | NR/NR | 58-83 | L |
| Feb. 21 | * | at Tennessee | NR/NR | 100-102 | L |
| Feb. 24 | * | AUBURN | NR/NR | 98-95 | W |
| Feb. 28 | * | at Ole Miss | NR/NR | 74-88 | L |
| Mar. 5 | | at Notre Dame | NR/NR | 67-80 | L |

2487-2461

- 1 RCA Dome (Indianapolis)
2 UK Invitation Tournament (Lexington, Ky.)
3 Freedom Hall (Louisville, Ky.)

LEADING SCORERS

| | |
|-----------------------------|------|
| Derrick Miller (6-5, Sr. G) | 19.2 |
| Reggie Hanson (6-7, Jr. C) | 16.4 |
| Deron Feldhaus (6-7, So. F) | 14.4 |
| John Pelphrey (6-7, So. F) | 13.0 |
| Sean Woods (6-2, So. G) | 9.1 |

1990-91 (22-6, 14-4 SEC)

Best Record in SEC | Ranked 9th AP, 9th OPI

Coach: Rick Pitino

Captains: Deron Feldhaus, Reggie Hanson, John Pelphrey

| | | | | | |
|---------|---|----------------------|-------|--------|---|
| Nov. 24 | | PENNSYLVANIA | NR/NR | 85-62 | W |
| Nov. 28 | | at Cincinnati | NR/NR | 75-71 | W |
| Dec. 1 | 1 | vs. Notre Dame | NR/NR | 98-90 | W |
| Dec. 8 | | KANSAS | 25/NR | 88-71 | W |
| Dec. 10 | | at North Carolina | 25/10 | 81-84 | L |
| Dec. 15 | | CHATTANOOGA | 18/NR | 86-70 | W |
| Dec. 18 | | at Indiana | 18/6 | 84-87 | L |
| Dec. 21 | 2 | vs. Western Kentucky | 18/NR | 84-70 | W |
| Dec. 27 | | EASTERN KENTUCKY | 18/NR | 74-60 | W |
| Dec. 29 | | at Louisville | 18/NR | 93-85 | W |
| Jan. 2 | * | at Georgia | 16/NR | 81-80 | W |
| Jan. 5 | * | LSU | 16/14 | 93-80 | W |
| Jan. 9 | * | MISSISSIPPI STATE | 11/NR | 89-70 | W |
| Jan. 12 | * | at Tennessee | 11/NR | 78-74 | W |
| Jan. 16 | * | at Ole Miss | 9/NR | 95-85 | W |
| Jan. 19 | * | VANDERBILT | 9/NR | 58-50 | W |
| Jan. 23 | * | FLORIDA | 8/NR | 81-65 | W |
| Jan. 26 | * | at Alabama | 8/NR | 83-88 | L |
| Jan. 29 | * | at Auburn | 10/NR | 89-81 | W |
| Feb. 3 | * | GEORGIA | 10/NR | 96-84 | W |
| Feb. 5 | * | at LSU | 10/19 | 88-107 | L |
| Feb. 9 | * | at Mississippi State | 10/NR | 82-83 | L |
| Feb. 13 | * | TENNESSEE | 16/NR | 85-74 | W |
| Feb. 16 | * | OLE MISS | 16/NR | 89-77 | W |
| Feb. 20 | * | at Vanderbilt | 12/NR | 87-98 | L |
| Feb. 23 | * | at Florida | 12/NR | 90-74 | W |
| Feb. 26 | * | ALABAMA | 13/24 | 79-73 | W |
| Mar. 2 | * | AUBURN | 13/NR | 114-93 | W |

2405-2186

- 1 RCA Dome (Indianapolis)
2 Freedom Hall (Louisville, Ky.)

LEADING SCORERS

| | |
|-----------------------------|------|
| John Pelphrey (6-7, Jr. F) | 14.4 |
| Reggie Hanson (6-8, Sr. C) | 14.4 |
| Jamal Mashburn (6-9, Fr. F) | 12.9 |
| Deron Feldhaus (6-7, Jr. F) | 10.8 |
| Richie Farmer (6-0, Jr. G) | 10.1 |

1991-92 (29-7, 12-4 SEC)

SEC East Champions | SEC Tournament Champions |

Ranked 6th AP, 6th CNN/USA Today

Coach: Rick Pitino | Captains: Richie Farmer, Deron Feldhaus, John Pelphrey and Sean Woods

| | | | | | |
|---------|---|----------------------|-------|--------|---|
| Nov. 20 | 1 | WEST VIRGINIA | 4/NR | 106-80 | W |
| Nov. 22 | 1 | PITTSBURGH | 4/NR | 67-85 | L |
| Dec. 4 | | UMASS | 14/NR | 90-69 | W |
| Dec. 7 | 2 | vs. Indiana | 14/9 | 76-74 | W |
| Dec. 10 | | TEXAS STATE | 9/NR | 82-36 | W |
| Dec. 12 | 3 | vs. Morehead State | 9/NR | 101-84 | W |
| Dec. 14 | | ARIZONA STATE | 9/NR | 94-68 | W |
| Dec. 21 | | at Georgia Tech | 8/13 | 80-81 | L |
| Dec. 23 | 4 | vs. Ohio | 17/NR | 73-63 | W |
| Dec. 28 | | LOUISVILLE | 17/21 | 103-89 | W |
| Jan. 2 | | NOTRE DAME | 17/NR | 91-70 | W |
| Jan. 4 | * | at South Carolina | 17/NR | 80-63 | W |
| Jan. 7 | * | GEORGIA | 15/NR | 78-66 | W |
| Jan. 11 | * | FLORIDA | 15/NR | 81-60 | W |
| Jan. 15 | * | at Vanderbilt | 10/NR | 84-71 | W |
| Jan. 18 | | EASTERN KENTUCKY | 10/NR | 85-55 | W |
| Jan. 21 | * | at Tennessee | 8/NR | 85-107 | L |
| Jan. 25 | * | ARKANSAS | 8/9 | 88-105 | L |
| Jan. 29 | * | OLE MISS | 14/NR | 96-78 | W |
| Feb. 2 | * | at LSU | 14/NR | 53-74 | L |
| Feb. 8 | * | at Auburn | 19/NR | 85-67 | W |
| Feb. 12 | * | ALABAMA | 19/16 | 107-83 | W |
| Feb. 15 | | WESTERN KENTUCKY | 19/NR | 93-83 | W |
| Feb. 19 | * | at Mississippi State | 13/NR | 89-84 | W |
| Feb. 23 | * | at Georgia | 13/NR | 84-73 | W |
| Feb. 26 | * | SOUTH CAROLINA | 11/NR | 74-56 | W |
| Mar. 1 | * | VANDERBILT | 11/NR | 80-56 | W |
| Mar. 4 | * | at Florida | 10/NR | 62-79 | L |
| Mar. 7 | * | TENNESSEE | 10/NR | 99-88 | W |

SEC Tournament (Birmingham, Ala.)

| | | | | | |
|---------|---|----------------|------|-------|---|
| Mar. 13 | 5 | vs. Vanderbilt | 9/NR | 76-57 | W |
| Mar. 14 | 5 | vs. LSU | 9/23 | 80-74 | W |
| Mar. 15 | 5 | vs. Alabama | 9/17 | 80-54 | W |

NCAA First/Second Rounds (Worcester, Mass.)

| | | | | | |
|---------|---|------------------|------|--------|---|
| Mar. 20 | 6 | vs. Old Dominion | 6/NR | 88-69 | W |
| Mar. 22 | 6 | vs. Iowa State | 6/NR | 106-98 | W |

NCAA East Regional (Philadelphia)

| | | | | | |
|---------|---|-----------|------|---------|------|
| Mar. 26 | 7 | vs. UMass | 6/17 | 87-77 | W |
| Mar. 28 | 7 | vs. Duke | 6/1 | 103-104 | L OT |

3086-2680

- 1 Preseason NIT (Lexington, Ky.)
2 RCA Dome (Indianapolis)
3 Freedom Hall (Louisville, Ky.)
4 US Bank Arena (Cincinnati)
5 Birmingham-Jefferson Civic Center (Birmingham, Ala.)
6 Centrum (Worcester, Mass.)
7 Spectrum (Philadelphia)

LEADING SCORERS

| | |
|-----------------------------|------|
| Jamal Mashburn (6-8, So. F) | 21.3 |
| John Pelphrey (6-7, Sr. F) | 12.5 |
| Deron Feldhaus (6-7, Sr. F) | 11.4 |
| Richie Farmer (6-0, Sr. G) | 9.6 |
| Sean Woods (6-2, Sr. G) | 7.7 |

1992-93 (30-4, 13-3 SEC)

NCAA Final Four | SEC Tournament Champions | ECAC Holiday

Festival Champions | Ranked 2nd AP, 3rd CNN/USA Today

Coach: Rick Pitino | Captains: June ior Braddy, Dale Brown

| | | | | | |
|---------|---|-------------------------|------|--------|---|
| Dec. 2 | | WRIGHT STATE | 5/NR | 81-65 | W |
| Dec. 5 | | GEORGIA TECH | 5/13 | 96-87 | W |
| Dec. 8 | | EASTERN KENTUCKY | 3/NR | 82-73 | W |
| Dec. 12 | | at Louisville | 3/9 | 88-68 | W |
| Dec. 19 | | MOREHEAD STATE | 3/NR | 108-65 | W |
| Dec. 22 | | MIAMI (OHIO) | 3/NR | 65-49 | W |
| Dec. 28 | 1 | vs. Rutgers | 3/NR | 89-67 | W |
| Dec. 30 | 1 | vs. St. John's (finals) | 3/NR | 86-77 | W |
| Jan. 3 | 2 | vs. Indiana | 3/4 | 81-78 | W |

| | | | | | |
|---------|---|-------------------|------|--------|---|
| Jan. 5 | * | at Georgia | 2/NR | 74-59 | W |
| Jan. 9 | * | TENNESSEE | 2/NR | 84-70 | W |
| Jan. 13 | * | at Vanderbilt | 1/NR | 86-101 | L |
| Jan. 19 | * | at Alabama | 4/NR | 73-59 | W |
| Jan. 23 | * | at South Carolina | 4/NR | 108-82 | W |
| Jan. 26 | * | LSU | 4/NR | 105-67 | W |
| Jan. 30 | * | FLORIDA | 4/NR | 71-48 | W |
| Feb. 3 | * | MISSISSIPPI STATE | 2/NR | 87-63 | W |
| Feb. 6 | * | VANDERBILT | 2/11 | 82-67 | W |
| Feb. 10 | * | at Arkansas | 2/14 | 94-101 | L |
| Feb. 13 | | at Notre Dame | 2/NR | 81-62 | W |
| Feb. 17 | * | SOUTH CAROLINA | 2/NR | 87-66 | W |
| Feb. 20 | * | GEORGIA | 2/NR | 86-70 | W |
| Feb. 24 | * | at Tennessee | 2/NR | 77-78 | L |
| Feb. 27 | * | AUBURN | 2/NR | 80-78 | W |
| Mar. 3 | * | at Ole Miss | 5/NR | 98-66 | W |
| Mar. 7 | * | at Florida | 5/NR | 85-77 | W |

SEC Tournament (Lexington, Ky.)

| | | | | | |
|---------|---|-----------|------|--------|---|
| Mar. 12 | 3 | TENNESSEE | 4/NR | 101-40 | W |
| Mar. 13 | 3 | ARKANSAS | 4/14 | 92-81 | W |
| Mar. 14 | 3 | LSU | 4/NR | 82-65 | W |

NCAA First/Second Rounds (Nashville, Tenn.)

| | | | | | |
|---------|---|-------|------|-------|---|
| Mar. 19 | 4 | Rider | 2/NR | 96-52 | W |
| Mar. 21 | 4 | Utah | 2/19 | 83-62 | W |

NCAA Southeast Regional (Charlotte, N.C.)

| | | | | | |
|---------|---|---------------|------|--------|---|
| Mar. 25 | 5 | Wake Forest | 2/16 | 103-69 | W |
| Mar. 27 | 5 | Florida State | 2/11 | 106-81 | W |

NCAA Final Four (New Orleans)

| | | | | | |
|-----|---|----------|-----|-------|------|
| A.3 | 6 | Michigan | 2/3 | 78-81 | L OT |
|-----|---|----------|-----|-------|------|

2975-2374

- 1 ECAC Holiday Festival (Madison Square Garden, New York)
2 Freedom Hall (Louisville, Ky.)
3 Rupp Arena (Lexington, Ky.)
4 Memorial Gymnasium (Nashville, Tenn.)
5 Charlotte Coliseum (Charlotte, N.C.)
6 Louisiana Superdome (New Orleans)

LEADING SCORERS

| | |
|-----------------------------|------|
| Jamal Mashburn (6-8, Jr. F) | 21.0 |
| Travis Ford (5-9, Jr. G) | 13.6 |
| Dale Brown (6-2, Sr. G) | 9.4 |
| Rodrick Rhodes (6-6, Fr. F) | 9.1 |
| Rodney Dent (6-10, Jr. C) | 6.4 |

1993-94 (27-7, 12-4 SEC)

SEC East Co-Champions | SEC Tournament Champions | Maui

Invitational Champions | Ranked 7th AP, 8th CNN/USA Today

Coach: Rick Pitino

Captains: Travis Ford, Gimel Martinez, Jeff Brassow

| | | | | | |
|---------|----|----------------------|-------|--------|------|
| Nov. 27 | | LOUISVILLE | 2/7 | 78-70 | W |
| Dec. 1 | | TENNESSEE TECH | 1/NR | 115-77 | W |
| Dec. 4 | 1 | vs. Indiana | 1/21 | 84-96 | L |
| Dec. 8 | | EASTERN KENTUCKY | 6/NR | 107-78 | W |
| Dec. 17 | | MOREHEAD STATE | 5/NR | 97-61 | W |
| Dec. 21 | 2 | vs. Texas | 5/NR | 86-61 | W |
| Dec. 22 | 2 | vs. Ohio State | 5/NR | 100-88 | W |
| Dec. 23 | 2 | vs. Arizona | 5/13 | 93-92 | W |
| Dec. 28 | | SAN FRANCISCO | 5/NR | 110-83 | W |
| Dec. 30 | | ROBERT MORRIS | 5/NR | 92-67 | W |
| Jan. 4 | * | VANDERBILT | 4/22 | 107-82 | W |
| Jan. 6 | | NOTRE DAME | 4/NR | 84-59 | W |
| Jan. 8 | * | at Georgia | 4/NR | 90-94 | L OT |
| Jan. 12 | 3* | Ole Miss | 8/NR | 98-64 | W |
| Jan. 15 | * | TENNESSEE | 8/NR | 93-74 | W |
| Jan. 18 | * | at Florida | 7/NR | 57-59 | L |
| Jan. 22 | * | at Mississippi State | 7/NR | 86-70 | W |
| Jan. 26 | * | SOUTH CAROLINA | 9/NR | 79-67 | W |
| Jan. 30 | * | at Auburn | 9/NR | 91-74 | W |
| Feb. 2 | * | ALABAMA | 7/NR | 82-67 | W |
| Feb. 6 | 4 | vs. UMass | 7/11 | 67-64 | W |
| Feb. 9 | * | ARKANSAS | 4/3 | 82-90 | L |
| Feb. 12 | | at Syracuse | 4/14 | 85-93 | L |
| Feb. 15 | * | at LSU | 11/NR | 99-95 | W |
| Feb. 19 | * | at Vanderbilt | 11/NR | 77-69 | W |

| | | | | | |
|---------|---|-------------------|------|-------|---|
| Feb. 23 | * | at Tennessee | 7/NR | 77-73 | W |
| Feb. 27 | * | GEORGIA | 7/NR | 80-59 | W |
| Mar. 2 | * | FLORIDA | 7/19 | 80-77 | W |
| Mar. 5 | * | at South Carolina | 7/NR | 74-75 | L |

SEC Tournament (Memphis, Tenn.)

| | | | | | |
|---------|---|-----------------------|-------|-------|---|
| Mar. 11 | 5 | vs. Mississippi State | 10/NR | 95-76 | W |
| Mar. 12 | 5 | vs. Arkansas | 10/1 | 90-78 | W |
| Mar. 13 | 5 | vs. Florida | 10/17 | 73-60 | W |

NCAA First/Second Rounds (St. Petersburg, Fla.)

| | | | | | |
|---------|---|---------------------|------|-------|---|
| Mar. 18 | 6 | vs. Tennessee State | 7/NR | 83-70 | W |
| Mar. 20 | 6 | vs. Marquette | 7/21 | 63-75 | L |

2954-2537

- 1 RCA Dome (Indianapolis)
2 Maui Invitational (Maui, Hawaii)
3 Freedom Hall (Louisville, Ky.)
4 Continental Arena (East Rutherford, N.J.)
5 The Pyramid (Memphis, Tenn.)
6 Tropicalia Field (St. Petersburg, Fla.)

LEADING SCORERS

| | |
|------------------------------|------|
| Tony Delk (6-1, So. G) | 16.6 |
| Rodrick Rhodes (6-7, So., F) | 14.6 |
| Travis Ford (5-9, Sr. G) | 11.3 |
| Jared Prickett (6-9, So. F) | 8.2 |
| Andre Riddick (6-9, Jr. C) | 7.9 |

1994-95 (28-5, 14-2 SEC)

SEC Champions | SEC East Champions | SEC Tournament

Champions | Ranked 2nd AP, 5th CNN/USA Today

Coach: Rick Pitino

Captains: Tony Delk, Mark Pope, Rodrick Rhodes

| | | | | | |
|---------|---|-------------------|------|--------|---|
| Nov. 26 | | UT MARTIN | 4/NR | 124-50 | W |
| Nov. 30 | | OHIO | 3/14 | 79-74 | W |
| Dec. 3 | 1 | vs. UCLA | 3/5 | 81-82 | L |
| Dec. 7 | 2 | vs. Indiana | 7/NR | 73-70 | W |
| Dec. 10 | | BOSTON U. | 7/NR | 90-49 | W |
| Dec. 17 | 3 | vs. Texas Tech | 6/NR | 83-68 | W |
| Dec. 27 | | MARSHALL | 5/NR | 116-75 | W |
| Jan. 1 | | at Louisville | 5/NR | 86-88 | L |
| Jan. 4 | * | AUBURN | 8/NR | 98-64 | W |
| Jan. 7 | * | at South Carolina | 8/NR | 80-55 | W |
| Jan. 10 | * | at Florida | 7/15 | 83-67 | W |
| Jan. 14 | * | GEORGIA | 7/NR | 83-71 | W |
| Jan. 18 | | | | | |

- 1 Wooden Classic (Arrowhead Pond | Anaheim, Calif.)
- 2 Freedom Hall (Louisville, Ky.)
- 3 US Bank Arena (Cincinnati)
- 4 The Pyramid (Memphis, Tenn.)
- 5 Georgia Dome (Atlanta)
- 6 The Pyramid (Memphis, Tenn.)
- 7 Birmingham-Jefferson Civic Center (Birmingham, Ala.)

| LEADING SCORERS | | | |
|-----------------------------|--|--|------|
| Tony Delk (6-1, Jr. G) | | | 16.7 |
| Rodrick Rhodes (6-7, Jr. F) | | | 12.9 |
| Walter McCarty (6-9, Jr. F) | | | 10.5 |
| Jeff Sheppard (6-4, So. G) | | | 8.3 |
| Mark Pope (6-10, Jr. C) | | | 8.2 |

| 1995 Italy Tour (Not counted in Won-Loss Record) | | | |
|---|------------------------|---------|---|
| Aug. 14 | at Cagiva Varese | 123-114 | W |
| Aug. 16 | at Venice Reyer | 113-78 | W |
| Aug. 17 | Russia Dinamo (Venice) | 116-81 | W |
| Aug. 18 | at Montecatini | 115-123 | L |
| Aug. 21 | Siena (Scauri) | 115-86 | W |

1995-96 (34-2, 16-0 SEC)

National Champions | SEC Champions | SEC East Champions | ECAC Holiday Festival Champions | Ranked 1st CNN/USA Today, 2nd AP
 Coach: Rick Pitino
 Captains: Tony Delk, Walter McCarty, Mark Pope

| | | | | |
|---------|------------------------|------|--------|---|
| Nov. 24 | 1 vs. Maryland | 1/14 | 96-84 | W |
| Nov. 28 | 2 vs. UMass | 1/5 | 82-92 | L |
| Dec. 2 | 3 vs. Indiana | 1/NR | 89-82 | W |
| Dec. 6 | WISCONSIN-GREEN BAY | 5/NR | 74-62 | W |
| Dec. 9 | GEORGIA TECH | 5/16 | 83-60 | W |
| Dec. 16 | MOREHEAD STATE | 5/NR | 96-32 | W |
| Dec. 19 | 4 vs. Marshall | 4/NR | 118-99 | W |
| Dec. 23 | LOUISVILLE | 4/25 | 89-66 | W |
| Dec. 27 | 5 vs. Rider | 2/NR | 90-65 | W |
| Dec. 29 | 5 vs. Iona | 2/NR | 106-79 | W |
| Jan. 3 | * at South Carolina | 2/NR | 89-60 | W |
| Jan. 6 | * OLE MISS | 2/NR | 90-60 | W |
| Jan. 9 | * at Mississippi State | 2/12 | 74-56 | W |
| Jan. 13 | * TENNESSEE | 2/NR | 61-44 | W |
| Jan. 16 | * at LSU | 2/NR | 129-97 | W |
| Jan. 20 | TCU | 2/NR | 124-80 | W |
| Jan. 24 | * at Georgia | 2/NR | 82-77 | W |
| Jan. 27 | * SOUTH CAROLINA | 2/NR | 89-57 | W |
| Feb. 3 | * FLORIDA | 2/NR | 77-63 | W |
| Feb. 7 | * at Vanderbilt | 2/NR | 120-81 | W |
| Feb. 11 | * ARKANSAS | 2/NR | 88-73 | W |
| Feb. 14 | * GEORGIA | 2/NR | 86-73 | W |
| Feb. 17 | * at Tennessee | 2/NR | 90-50 | W |
| Feb. 20 | * ALABAMA | 2/NR | 84-65 | W |
| Feb. 24 | * at Florida | 2/NR | 94-63 | W |
| Feb. 27 | * at Auburn | 1/NR | 88-73 | W |
| Mar. 2 | * VANDERBILT | 1/NR | 101-63 | W |

| SEC Tournament (New Orleans) | | | |
|------------------------------|-------------------------|------|----------|
| Mar. 8 | 6 vs. Florida | 1/NR | 100-76 W |
| Mar. 9 | 6 vs. Arkansas | 1/NR | 95-75 W |
| Mar. 10 | 6 vs. Mississippi State | 1/25 | 73-84 L |

| NCAA First/Second Rounds (Dallas) | | | |
|-----------------------------------|----------------------|------|----------|
| Mar. 14 | 7 vs. San Jose State | 2/NR | 110-72 W |
| Mar. 16 | 7 vs. Virginia Tech | 2/22 | 84-60 W |

| NCAA Midwest Regional (Minneapolis) | | | |
|-------------------------------------|-------------------|------|----------|
| Mar. 21 | 8 vs. Utah | 2/12 | 101-70 W |
| Mar. 23 | 8 vs. Wake Forest | 2/9 | 83-63 W |

| NCAA Final Four (East Rutherford, N.J.) | | | |
|---|----------------|------|---------|
| Mar. 30 | 9 vs. UMass | 2/1 | 81-74 W |
| A.1 | 9 vs. Syracuse | 2/15 | 76-67 W |

3292-2497

- 1 Tip-Off Classic (Springfield, Mass.)
 - 2 Great Eight (The Palace, Auburn Hills, Mich.)
 - 3 RCA Dome (Indianapolis)
 - 4 Freedom Hall (Louisville, Ky.)
 - 5 ECAC Holiday Festival (Madison Square Garden | New York)
 - 6 Louisiana Superdome (New Orleans)
 - 7 Reunion Arena (Dallas)
 - 8 Hubert H. Humphrey Metrodome (Minneapolis)
 - 9 Continental Arena (East Rutherford, N.J.)
- # UK's 16-0 regular season SEC record was the first perfect league slate since Alabama went 14-0 in 1956.

| LEADING SCORERS | | | |
|-------------------------------|--|--|------|
| Tony Delk (6-1 Sr. G) | | | 17.8 |
| Antoine Walker (6-8, So. F) | | | 15.2 |
| Walter McCarty (6-10, Sr. F) | | | 11.3 |
| Derek Anderson (6-4, Jr. G-F) | | | 9.4 |
| Ron Mercer (6-7, Fr. F) | | | 8.0 |

1996-97 (35-5, 13-3 SEC)

National Runner-Up | SEC Tournament Champions | Great Alaska Shootout Champions | Ranked 2nd CNN/USA Today, 5th AP
 Coach: Rick Pitino
 Captains: Derek Anderson, Anthony Epps, Jared Prickett

| | | | | | |
|---------|-----------------------------|------|--------|---|----|
| Nov. 15 | 1 vs. Clemson | 3/20 | 71-79 | L | OT |
| Nov. 28 | 2 vs. Syracuse | 8/12 | 87-53 | W | |
| Nov. 29 | 2 vs. Alaska Anchorage | 8/NR | 104-72 | W | |
| Nov. 30 | 2 vs. College of Charleston | 8/NR | 92-65 | W | |
| Dec. 3 | 3 vs. Purdue | 6/NR | 101-87 | W | |
| Dec. 7 | 4 vs. Indiana | 6/8 | 99-65 | W | |
| Dec. 9 | WRIGHT STATE | 6/NR | 90-62 | W | |
| Dec. 14 | NOTRE DAME | 3/NR | 80-56 | W | |
| Dec. 21 | 5 vs. Georgia Tech | 3/NR | 88-59 | W | |
| Dec. 23 | UNC ASHEVILLE | 3/NR | 105-51 | W | |
| Dec. 28 | 6 vs. Ohio State | 3/NR | 81-65 | W | |
| Dec. 31 | at Louisville | 3/14 | 74-54 | W | |
| Jan. 4 | * TENNESSEE | 3/NR | 74-40 | W | |
| Jan. 7 | * MISSISSIPPI STATE | 3/NR | 90-61 | W | |
| Jan. 9 | CANISIUS | 3/NR | 68-45 | W | |
| Jan. 11 | * at Ole Miss | 3/NR | 69-73 | L | |
| Jan. 14 | * at Georgia | 5/21 | 86-65 | W | |
| Jan. 18 | * AUBURN | 5/NR | 77-53 | W | |
| Jan. 22 | 7* vs. Vanderbilt | 3/NR | 58-46 | W | |
| Jan. 26 | * at Arkansas | 3/NR | 83-73 | W | |
| Jan. 29 | * at Florida | 3/NR | 92-65 | W | |
| Feb. 1 | * GEORGIA | 3/NR | 82-57 | W | |
| Feb. 4 | * at South Carolina | 3/19 | 79-84 | L | OT |
| Feb. 6 | WESTERN CAROLINA | 3/NR | 82-55 | W | |
| Feb. 9 | VILLANOVA | 3/16 | 93-56 | W | |
| Feb. 12 | * LSU | 4/NR | 84-48 | W | |
| Feb. 15 | * FLORIDA | 4/NR | 85-56 | W | |
| Feb. 19 | * at Alabama | 3/NR | 75-61 | W | |
| Feb. 22 | * at Vanderbilt | 3/NR | 82-79 | W | |
| Feb. 25 | * at Tennessee | 3/NR | 74-64 | W | |
| Mar. 2 | * SOUTH CAROLINA | 3/6 | 66-72 | L | |

| SEC Tournament (Memphis, Tenn.) | | | |
|---------------------------------|----------------|------|---------|
| Mar. 7 | 8 vs. Auburn | 6/NR | 92-50 W |
| Mar. 8 | 8 vs. Ole Miss | 6/NR | 88-70 W |
| Mar. 9 | 8 vs. Georgia | 6/24 | 95-68 W |

| NCAA First/Second Round (Salt Lake City) | | | |
|--|---------------|------|---------|
| Mar. 13 | 9 vs. Montana | 5/NR | 92-54 W |
| Mar. 15 | 9 vs. Iowa | 5/NR | 75-69 W |

| NCAA West Regional (San Jose, Calif.) | | | |
|---------------------------------------|---------------------|------|---------|
| Mar. 20 | 10 vs. St. Joseph's | 5/12 | 83-68 W |
| Mar. 22 | 10 vs. Utah | 5/2 | 72-59 W |

| NCAA Final Four (Indianapolis) | | | |
|--------------------------------|-----------------|------|---------|
| Mar. 29 | 1 vs. Minnesota | 5/3 | 78-69 W |
| Mar. 31 | 1 vs. Arizona | 5/15 | 79-84 L |

3325-2512

- 1 RCA Dome (Indianapolis)
- 2 Great Alaska Shootout (Anchorage, Alaska)
- 3 Great Eight (United Center | Chicago)
- 4 Freedom Hall (Louisville, Ky.)
- 5 Georgia Dome (Atlanta)
- 6 Rock 'n Roll Shootout (Gund Arena | Cleveland)
- 7 US Bank Arena (Cincinnati)
- 8 The Pyramid (Memphis, Tenn.)
- 9 Huntsman Center (Salt Lake City)
- 10 San Jose Arena (San Jose, Calif.)

| LEADING SCORERS | | | |
|-----------------------------|--|--|------|
| Ron Mercer (6-7, So. G-F) | | | 18.1 |
| Derek Anderson (6-5, Sr. G) | | | 17.7 |
| Scott Padgett (6-9, So. F) | | | 9.6 |
| Anthony Epps (6-2, Sr. G) | | | 8.9 |
| Allen Edwards (6-5, Jr. F) | | | 8.6 |

ORLANDO "TUBBY" SMITH ERA (1998-2007)

1997-98 (35-4, 14-2 SEC)

National Champions | SEC Champions | SEC East Champions | SEC Tournament Champions | Ranked 5th AP, 1st USA Today/ESPN
 Coach: Tubby Smith
 Captains: Allen Edwards, Cameron Mills, Jeff Sheppard

| | | | | |
|---------|-------------------------|------|-------|---|
| Nov. 20 | MOREHEAD STATE | 9/NR | 88-49 | W |
| Nov. 24 | 1 vs. George Washington | 9/NR | 70-55 | W |
| Nov. 25 | 1 vs. Arizona | 8/1 | 74-89 | L |
| Nov. 26 | 1 vs. Missouri | 8/NR | 77-55 | W |
| Nov. 29 | 2 vs. Clemson | 8/13 | 76-61 | W |
| Dec. 3 | 3 vs. Purdue | 7/6 | 89-75 | W |
| Dec. 6 | 4 vs. Indiana | 7/NR | 75-72 | W |
| Dec. 10 | at Canisius | 4/NR | 81-54 | W |
| Dec. 13 | GEORGIA TECH | 4/24 | 85-71 | W |
| Dec. 20 | TULSA | 4/NR | 74-53 | W |
| Dec. 23 | AMERICAN | 4/NR | 75-52 | W |
| Dec. 27 | LOUISVILLE | 4/NR | 76-79 | L |
| Dec. 30 | at Ohio | 6/NR | 95-58 | W |
| Jan. 3 | * VANDERBILT | 6/NR | 71-62 | W |
| Jan. 6 | * at Georgia | 6/NR | 90-79 | W |
| Jan. 10 | * at Mississippi State | 6/NR | 77-71 | W |
| Jan. 13 | * SOUTH CAROLINA | 6/14 | 91-70 | W |
| Jan. 17 | * ARKANSAS | 6/22 | 80-77 | W |
| Jan. 21 | 5* vs. Alabama | 7/NR | 70-67 | W |
| Jan. 24 | * at Tennessee | 7/NR | 85-67 | W |
| Jan. 27 | * at Vanderbilt | 7/NR | 63-61 | W |
| Feb. 1 | * FLORIDA | 7/NR | 78-86 | L |
| Feb. 4 | * at LSU | 8/NR | 63-61 | W |
| Feb. 8 | * at Villanova | 8/NR | 79-63 | W |
| Feb. 11 | * TENNESSEE | 7/NR | 80-74 | W |
| Feb. 14 | * OLE MISS | 7/18 | 64-73 | L |
| Feb. 18 | * at Florida | 8/NR | 79-54 | W |
| Feb. 22 | * GEORGIA | 8/NR | 85-74 | W |
| Feb. 25 | * at Auburn | 7/NR | 83-58 | W |
| Feb. 28 | * at South Carolina | 7/14 | 69-57 | W |

| SEC Tournament (Atlanta) | | | |
|--------------------------|----------------------|------|---------|
| Mar. 6 | 6 vs. Alabama | 7/NR | 82-71 W |
| Mar. 7 | 6 vs. Arkansas | 7/16 | 99-74 W |
| Mar. 8 | 6 vs. South Carolina | 7/15 | 86-56 W |

| NCAA First/Second Rounds (Atlanta) | | | |
|------------------------------------|----------------------------|------|---------|
| Mar. 13 | 6 vs. South Carolina State | 5/NR | 82-67 W |
| Mar. 15 | 6 vs. Saint Louis | 5/NR | 88-61 W |

| NCAA South Regional (St. Petersburg, Fla.) | | | |
|--|------------|------|---------|
| Mar. 20 | 7 vs. UCLA | 5/19 | 94-68 W |
| Mar. 22 | 7 vs. Duke | 5/3 | 86-84 W |

| NCAA Final Four (San Antonio) | | | |
|-------------------------------|----------------|------|---------|
| Mar. 28 | 8 vs. Stanford | 5/10 | 86-85 W |
| Mar. 30 | 8 vs. Utah | 5/7 | 78-69 W |

3123-2612

- 1 EA Sports Maui Invitational (Lahaina Civic Center | Maui, Hawaii)
- 2 Premier Classic (Phoenix)
- 3 Great Eight (United Center | Chicago)
- 4 RCA Dome (Indianapolis)
- 5 Freedom Hall (Louisville, Ky.)
- 6 Georgia Dome (Atlanta)
- 7 Tropicana Field (St. Petersburg, Fla.)
- 8 Alamodome (San Antonio)

| LEADING SCORERS | | | |
|-----------------------------|--|--|------|
| Jeff Sheppard (6-3, Sr. G) | | | 13.7 |
| Nazr Mohammed (6-10, Jr. C) | | | 12.0 |
| Scott Padgett (6-9, Jr. F) | | | 11.5 |
| Wayne Turner (6-2, Jr. G) | | | 9.3 |
| Allen Edwards (6-5, Sr. F) | | | 9.2 |

1998-99 (28-9, 11-5 SEC)

SEC Tournament Champions | Ranked 8th AP, t5th USA Today/ESPN
 Coach: Tubby Smith
 Captains: Heshimu Evans, Scott Padgett, Wayne Turner

| | | | | |
|---------|---------------------|-------|--------|---|
| Nov. 17 | EASTERN KENTUCKY | 4/NR | 99-64 | W |
| Nov. 19 | MERCER | 4/NR | 82-51 | W |
| Nov. 23 | 1 vs. Wright State | 4/NR | 97-75 | W |
| Nov. 26 | 2 vs. Colorado | 4/NR | 64-52 | W |
| Nov. 27 | 2 vs. Pittsburgh | 4/NR | 56-68 | L |
| Nov. 28 | 2 vs. UCLA | 4/10 | 66-62 | W |
| Dec. 1 | 3 vs. Kansas | 8/7 | 63-45 | W |
| Dec. 5 | MIAMI (FLA.) | 8/NR | 74-65 | W |
| Dec. 8 | 4 vs. Indiana | 5/11 | 70-61 | W |
| Dec. 12 | MARYLAND | 5/2 | 103-91 | W |
| Dec. 19 | 5 vs. Georgia Tech | 3/NR | 80-39 | W |
| Dec. 22 | 6 vs. Duke | 3/2 | 60-71 | L |
| Dec. 26 | at Louisville | 3/NR | 74-83 | L |
| Dec. 29 | TENNESSEE STATE | 7/NR | 97-47 | W |
| Jan. 2 | * FLORIDA | 7/NR | 93-58 | W |
| Jan. 5 | * at South Carolina | 5/NR | 68-61 | W |
| Jan. 9 | * at Vanderbilt | 5/NR | 73-57 | W |
| Jan. 12 | * TENNESSEE | 6/NR | 46-47 | L |
| Jan. 16 | * at Ole Miss | 6/NR | 63-57 | W |
| Jan. 20 | * AUBURN | 7/6 | 72-62 | W |
| Jan. 23 | * MISSISSIPPI STATE | 7/NR | 76-49 | W |
| Jan. 26 | * at Georgia | 6/NR | 91-83 | W |
| Jan. 30 | * LSU | 6/NR | 86-62 | W |
| Feb. 4 | * at Florida | 5/NR | 68-75 | L |
| Feb. 6 | * at Alabama | 5/NR | 58-62 | L |
| Feb. 13 | * SOUTH CAROLINA | 8/NR | 74-40 | W |
| Feb. 17 | * GEORGIA | 6/NR | 92-71 | W |
| Feb. 20 | * at Arkansas | 6/NR | 70-74 | L |
| Feb. 24 | * VANDERBILT | 13/NR | 88-63 | W |
| Feb. 28 | * at Tennessee | 13/NR | 61-68 | L |

| SEC Tournament (Atlanta) | | | |
|--------------------------|----------------|-------|---------|
| Mar. 5 | 5 vs. Ole Miss | 14/NR | 83-73 W |
| Mar. 6 | 5 vs. Auburn | 14/4 | 69-57 W |
| Mar. 7 | 5 vs. Arkansas | 14/22 | 76-63 W |

| NCAA First/Second Rounds (New Orleans) | | | |
|--|------------------------|------|---------|
| Mar. 12 | 7 vs. New Mexico State | 8/25 | 82-60 W |
| Mar. 14 | 7 vs. Kansas | 8/22 | 92-88 W |

| NCAA Midwest Regional (St. Louis) | | | |
|-----------------------------------|----------------------|------|---------|
| Mar. 19 | 8 vs. Miami (Ohio) | 8/NR | 58-43 W |
| Mar. 21 | 8 vs. Michigan State | 8/2 | 66-73 L |

2790-2320

- 1 US Bank Arena (Cincinnati)
- 2 San Juan Shootout (Bayamone, Puerto Rico)
- 3 Great Eight (United Center | Chicago)
- 4 Freedom Hall (Louisville, Ky.)
- 5 Georgia Dome (Atlanta)
- 6 Jimmy V Classic (Continental Arena | E. Rutherford, N.J.)
- 7 Louisiana Superdome (New Orleans)
- 8 Edward Jones Dome (St. Louis)

| LEADING SCORERS | | | |
|----------------------------|--|--|------|
| Scott Padgett (6-9, Sr. F) | | | 12.6 |
| Heshimu Evans (6-6, Sr. F) | | | 11.8 |
| Wayne Turner (6-2, Sr. G) | | | 10.5 |



Michael Bradley (6-10, So. C) 9.8
 Jamaal Magloire (6-10, Jr. C) 7.0

1999-00 (23-10, 12-4 SEC)

Co-SEC Champions | Co-SEC East Champions | Preseason NIT

Runner-Up | Ranked 19th AP, 20th USA Today/ESPN

Coach: Tubby Smith

| | | | | | |
|---------|---|----------------------|-------|-------|---|
| Nov. 17 | 1 | PENNSYLVANIA | 14/NR | 67-50 | W |
| Nov. 19 | 1 | UTAH | 14/16 | 56-48 | W |
| Nov. 24 | 2 | vs. Maryland | 11/24 | 61-58 | W |
| Nov. 26 | 2 | vs. Arizona | 11/8 | 51-63 | L |
| Nov. 29 | 3 | vs. Dayton | 11/NR | 66-68 | L |
| Dec. 4 | 4 | vs. Indiana | 13/23 | 75-83 | L |
| Dec. 7 | | UNC ASHEVILLE | 23/NR | 86-41 | W |
| Dec. 11 | | at Maryland | 23/21 | 66-72 | L |
| Dec. 18 | | LOUISVILLE | NR/NR | 76-46 | W |
| Dec. 23 | | MICHIGAN STATE | NR/5 | 60-58 | W |
| Dec. 27 | | ALASKA ANCHORAGE | NR/NR | 62-42 | W |
| Dec. 30 | 5 | vs. Missouri | NR/NR | 70-53 | W |
| Jan. 5 | 6 | vs. Georgia Tech | 25/NR | 80-71 | W |
| Jan. 8 | * | VANDERBILT | 25/NR | 72-52 | W |
| Jan. 11 | * | at Auburn | 20/4 | 63-66 | L |
| Jan. 15 | * | at South Carolina | 20/NR | 64-48 | W |
| Jan. 19 | * | OLE MISS | 18/NR | 74-69 | W |
| Jan. 22 | * | at Vanderbilt | 18/20 | 81-73 | W |
| Jan. 26 | * | at Georgia | 16/NR | 75-69 | W |
| Jan. 29 | * | at Miami (Fla.) | 16/NR | 60-57 | W |
| Feb. 1 | * | TENNESSEE | 14/6 | 81-68 | W |
| Feb. 5 | * | SOUTH CAROLINA | 14/NR | 76-63 | W |
| Feb. 8 | * | at Florida | 11/12 | 73-90 | L |
| Feb. 13 | * | at LSU | 11/25 | 57-70 | L |
| Feb. 16 | * | ALABAMA | 19/NR | 66-54 | W |
| Feb. 19 | * | GEORGIA | 19/NR | 70-64 | W |
| Feb. 23 | * | at Tennessee | 18/7 | 67-74 | L |
| Feb. 26 | * | ARKANSAS | 18/NR | 60-55 | W |
| Feb. 29 | * | at Mississippi State | 22/NR | 73-61 | W |
| Mar. 4 | * | FLORIDA | 22/8 | 85-70 | W |

| | | | | | |
|---|---|---------------------|-------|-------|-------|
| SEC Tournament (Atlanta) | | | | | |
| Mar. 10 | 7 | vs. Arkansas | 16/NR | 72-86 | L |
| NCAA First/Second Rounds (Cleveland) | | | | | |
| Mar. 16 | 8 | vs. St. Bonaventure | 19/NR | 85-80 | W 2OT |
| Mar. 18 | 8 | vs. Syracuse | 19/16 | 50-52 | L |

2280-2074

- 1 Preseason NIT (Rupp Arena | Lexington, Ky.)
- 2 Preseason NIT (Madison Square Garden | New York)
- 3 US Bank Arena (Cincinnati)
- 4 RCA Dome (Indianapolis)
- 5 Sugar Bowl Classic (New Orleans)
- 6 Freedom Hall (Louisville, Ky.)
- 7 Georgia Dome (Atlanta)
- 8 Cleveland Convocation Center (Cleveland)

LEADING SCORERS

| | |
|-------------------------------|------|
| Tayshaun Prince (6-9, So. F) | 13.3 |
| Jamaal Magloire (6-10, Sr. C) | 13.2 |
| Keith Bogans (6-5, Fr. G) | 12.5 |
| Desmond Allison (6-5, So F) | 7.8 |
| Jules Camara (6-11, So. F) | 7.2 |

2000-01 (24-10, 12-4 SEC)

Co-SEC Champions | Co-SEC East Champions | SEC Tournament

Champions | Ranked 9th AP, 8th ESPN/USA Today

Coach: Tubby Smith | Captains: Tayshaun Prince, Jan. P. Blevins

| | | | | | |
|---------|---|------------------------|-------|--------|------|
| Nov. 9 | 1 | vs. St. John's | 12/24 | 61-62 | L |
| Nov. 10 | 1 | vs. UCLA | 12/17 | 92-97 | L OT |
| Nov. 21 | 2 | vs. Jacksonville State | 20/NR | 91-48 | W |
| Nov. 25 | | PENN STATE | 22/NR | 68-73 | L |
| Dec. 2 | | at North Carolina | NR/6 | 93-76 | W |
| Dec. 5 | | EASTERN KENTUCKY | NR/NR | 94-79 | W |
| Dec. 9 | 3 | vs. Georgia Tech | NR/NR | 84-86 | L |
| Dec. 16 | | at Michigan State | NR/2 | 45-46 | L |
| Dec. 22 | 4 | vs. Indiana | NR/NR | 88-74 | W |
| Dec. 27 | | HIGH POINT | NR/NR | 102-49 | W |

| | | | | | |
|---------|---|-------------------|-------|--------|---|
| Jan. 2 | | at Louisville | NR/NR | 64-62 | W |
| Jan. 6 | * | GEORGIA | NR/NR | 67-63 | W |
| Jan. 10 | * | SOUTH CAROLINA | NR/NR | 69-63 | W |
| Jan. 13 | | NOTRE DAME | NR/25 | 82-71 | W |
| Jan. 16 | * | TENNESSEE | NR/4 | 84-74 | W |
| Jan. 20 | * | at Ole Miss | NR/21 | 55-65 | L |
| Jan. 23 | * | at Alabama | NR/18 | 60-70 | L |
| Jan. 27 | * | VANDERBILT | NR/NR | 86-75 | W |
| Jan. 31 | * | at Georgia | NR/25 | 85-70 | W |
| Feb. 3 | * | at South Carolina | NR/NR | 94-61 | W |
| Feb. 6 | * | FLORIDA | NR/8 | 71-70 | W |
| Feb. 10 | * | MISSISSIPPI STATE | NR/NR | 76-57 | W |
| Feb. 14 | * | at Tennessee | 22/15 | 103-95 | W |
| Feb. 17 | * | at Vanderbilt | 22/NR | 79-74 | W |
| Feb. 21 | * | LSU | 13/NR | 84-61 | W |
| Feb. 25 | * | at Arkansas | 13/NR | 78-82 | L |
| Feb. 28 | * | AUBURN | 15/NR | 90-78 | W |
| Mar. 4 | * | at Florida | 15/6 | 86-94 | L |

| | | | | | |
|--|---|--------------------|-------|-------|---|
| SEC Tournament (Nashville, Tenn.) | | | | | |
| Mar. 9 | 5 | vs. South Carolina | 15/NR | 78-65 | W |
| Mar. 10 | 5 | vs. Arkansas | 15/NR | 87-78 | W |
| Mar. 11 | 5 | vs. Ole Miss | 15/14 | 77-55 | W |

| | | | | | |
|---|---|----------------|------|-------|---|
| NCAA First/Second Rounds (Uniondale, N.Y.) | | | | | |
| Mar. 15 | 6 | vs. Holy Cross | 9/NR | 72-68 | W |
| Mar. 17 | 6 | vs. Iowa | 9/24 | 92-79 | W |

| | | | | | |
|---|---|--------------|------|-------|---|
| NCAA East Regional (Philadelphia, Pa.) | | | | | |
| Mar. 22 | 7 | Southern Cal | 9/NR | 76-80 | L |

2713-2400

- 1 Coaches vs. Cancer (Madison Square Garden | New York)
- 2 US Bank Arena (Cincinnati)
- 3 Philips Arena (Atlanta)
- 4 Freedom Hall (Louisville, Ky.)
- 5 Gaylord Entertainment Center (Nashville, Tenn.)
- 6 Nassau Coliseum (Uniondale, N.Y.)
- 7 First Union Center (Philadelphia)

LEADING SCORERS

| | |
|------------------------------|------|
| Keith Bogans (6-5, So. G) | 17.0 |
| Tayshaun Prince (6-9, Jr. F) | 16.9 |
| Jason Parker (6-8, Fr. C) | 8.6 |
| Marquis Estill (6-9, So. F) | 7.3 |
| Saul Smith (6-2, Sr. G) | 6.8 |

2001-02 (22-10, 10-6 SEC)

Co-SEC East Champions | Ranked 16th AP, 13th USA Today/ESPN

Coach: Tubby Smith | Captains: Jan. P. Blevins, Tayshaun Prince

| | | | | | |
|---------|---|----------------------|-------|--------|------|
| Nov. 15 | 1 | WESTERN KENTUCKY | 4/NR | 52-64 | L |
| Nov. 16 | 1 | MARSHALL | 4/NR | 90-73 | W |
| Nov. 24 | | MOREHEAD STATE | 10/NR | 94-75 | W |
| Nov. 28 | 2 | vs. Kent State | 13/NR | 82-68 | W |
| Dec. 5 | | VMI | 11/NR | 99-57 | W |
| Dec. 8 | | NORTH CAROLINA | 11/NR | 79-59 | W |
| Dec. 15 | | KENTUCKY STATE | 9/NR | 118-63 | W |
| Dec. 18 | 3 | vs. Duke | 7/1 | 92-95 | L OT |
| Dec. 22 | 4 | vs. Indiana | 7/NR | 66-52 | W |
| Dec. 29 | | LOUISVILLE | 6/NR | 82-62 | W |
| Jan. 2 | 5 | vs. Tulane | 6/NR | 101-67 | W |
| Jan. 5 | * | at Mississippi State | 6/NR | 69-74 | L OT |
| Jan. 9 | * | GEORGIA | 8/NR | 84-88 | L |
| Jan. 12 | * | at South Carolina | 8/NR | 51-50 | W |
| Jan. 15 | * | OLE MISS | 12/NR | 87-64 | W |
| Jan. 19 | | at Notre Dame | 12/NR | 72-65 | W |
| Jan. 22 | * | at Auburn | 8/NR | 69-62 | W |
| Jan. 26 | * | ALABAMA | 8/14 | 61-64 | L |
| Jan. 29 | * | at Florida | 10/5 | 70-68 | W |
| Feb. 2 | * | SOUTH CAROLINA | 10/NR | 91-74 | W |
| Feb. 6 | * | at Tennessee | 7/NR | 74-76 | L OT |
| Feb. 9 | * | at LSU | 7/NR | 68-56 | W |
| Feb. 13 | * | VANDERBILT | 10/NR | 67-59 | W |
| Feb. 16 | * | at Georgia | 10/21 | 69-78 | L |
| Feb. 19 | * | TENNESSEE | 12/NR | 64-61 | W |
| Feb. 23 | * | ARKANSAS | 12/NR | 71-58 | W |
| Feb. 27 | * | at Vanderbilt | 11/NR | 73-86 | L |
| Mar. 2 | * | FLORIDA | 11/8 | 70-67 | W |

| | | | | | |
|---|---|--------------------|-------|-------|---|
| SEC Tournament (Atlanta) | | | | | |
| Mar. 8 | 6 | vs. South Carolina | 12/NR | 57-70 | L |
| NCAA First/Second Rounds (St. Louis) | | | | | |
| Mar. 14 | 7 | vs. Valparaiso | 16/NR | 83-68 | W |
| Mar. 16 | 7 | vs. Tulsa | 16/NR | 87-82 | W |
| NCAA East Regional (Syracuse, N.Y.) | | | | | |
| Mar. 22 | 8 | vs. Maryland | 16/4 | 68-78 | L |

2460-2183

- 1 NABC Classic (Rupp Arena | Lexington, Ky.)
- 2 US Bank Arena (Cincinnati)
- 3 Continental Arena (East Rutherford, N.J.)
- 4 RCA Dome (Indianapolis)
- 5 Freedom Hall (Louisville, Ky.)
- 6 Georgia Dome (Atlanta)
- 7 Edward Jones Dome (St. Louis)
- 8 Carrier Dome (Syracuse, N.Y.)

LEADING SCORERS

| | |
|------------------------------|------|
| Tayshaun Prince (6-9, Sr. F) | 17.5 |
| Keith Bogans (6-5, Jr. G) | 11.6 |
| Marquis Estill (6-9, Jr. C) | 8.9 |
| Gerald Fitch (6-3, So. G) | 8.9 |
| Cliff Hawkins (6-1, So. G) | 7.1 |

2002-03 (32-4, 16-0 SEC)

SEC Champions | SEC East Champions | SEC Tournament

Champions | Ranked 1st AP, 4th USA Today/ESPN

Coach: Tubby Smith

Captains: Keith Bogans, Jules Camara, Marquis Estill

| | | | | | |
|---------|---|-------------------|-------|--------|---|
| Nov. 25 | 1 | vs. Arizona State | 17/NR | 82-65 | W |
| Nov. 26 | 1 | vs. Virginia | 15/NR | 61-75 | L |
| Nov. 27 | 1 | vs. Gonzaga | 15/20 | 80-72 | W |
| Dec. 3 | | HIGH POINT | 18/NR | 84-64 | W |
| Dec. 7 | | at North Carolina | 18/12 | 98-81 | W |
| Dec. 10 | | at Tulane | 12/NR | 76-60 | W |
| Dec. 14 | | MICHIGAN STATE | 12/21 | 67-71 | L |
| Dec. 21 | 2 | vs. Indiana | 18/6 | 70-64 | W |
| Dec. 28 | | at Louisville | 14/NR | 63-81 | L |
| Dec. 30 | | TENNESSEE STATE | 20/NR | 115-87 | W |
| Jan. 2 | | ALCORN STATE | 20/NR | 94-63 | W |
| Jan. 4 | 3 | vs. Ohio | 20/NR | 83-75 | W |
| Jan. 8 | * | at Tennessee | 18/NR | 74-71 | W |
| Jan. 11 | * | SOUTH CAROLINA | 18/NR | 62-55 | W |
| Jan. 14 | * | at Vanderbilt | 16/NR | 74-52 | W |
| Jan. 18 | | NOTRE DAME | 16/10 | 88-73 | W |
| Jan. 22 | * | AUBURN | 8/24 | 67-51 | W |
| Jan. 25 | * | at Alabama | 8/15 | 63-46 | W |
| Feb. 1 | * | at South Carolina | 7/NR | 87-69 | W |
| Feb. 4 | * | FLORIDA | 6/1 | 70-55 | W |
| Feb. 8 | * | at Ole Miss | 6/NR | 80-62 | W |
| Feb. 11 | * | GEORGIA | 3/20 | 87-67 | W |
| Feb. 15 | * | LSU | 3/NR | 68-57 | W |
| Feb. 19 | * | at Arkansas | 2/NR | 66-50 | W |
| Feb. 23 | * | MISSISSIPPI STATE | 2/19 | 70-62 | W |
| Feb. 26 | * | TENNESSEE | 2/NR | 80-68 | W |
| Mar. 2 | * | at Georgia | 2/21 | 74-66 | W |
| Mar. 5 | * | VANDERBILT | 2/NR | 106-44 | W |
| Mar. 8 | * | at Florida | 2/3 | 69-67 | W |

| | | | | | |
|-------------------------------------|---|-----------------------|------|-------|---|
| SEC Tournament (New Orleans) | | | | | |
| Mar. 14 | 4 | vs. Vanderbilt | 2/NR | 81-63 | W |
| Mar. 15 | 4 | vs. Auburn | 2/NR | 78-58 | W |
| Mar. 16 | 4 | vs. Mississippi State | 2/NR | 64-57 | W |

| | | | | | |
|--|---|-----------|------|-------|---|
| NCAA First/Second Rounds (Nashville, Tenn.) | | | | | |
| Mar. 21 | 5 | vs. IUPUI | 1/NR | 95-64 | W |
| Mar. 23 | 5 | vs. Utah | 1/NR | 74-54 | W |

| | | | | | |
|--|---|---------------|------|-------|---|
| NCAA Midwest Regional (Minneapolis) | | | | | |
| Mar. 27 | 6 | vs. Wisconsin | 1/21 | 63-57 | W |
| Mar. 29 | 6 | vs. Marquette | 1/9 | 69-83 | L |

2782-2309

- 1 EA Sports Maui Invitational (Lahaina Civic Center | Maui, Hawaii)
- 2 Freedom Hall (Louisville, Ky.)
- 3 US Bank Arena (Cincinnati)
- 4 Louisiana Superdome (New Orleans)
- 5 Gaylord Entertainment Center (Nashville, Tenn.)
- 6 Hubert H. Humphrey Metrodome (Minneapolis)

LEADING SCORERS

| | |
|-----------------------------|------|
| Keith Bogans (6-5, Sr. G) | 15.7 |
| Gerald Fitch (6-3, Jr. G) | 12.3 |
| Marquis Estill (6-9, Sr. C) | 11.6 |
| Erik Daniels (6-8, Jr. F) | 9.5 |
| Chuck Hayes (6-6, So. F) | 8.6 |

2003-04 (27-5, 13-3 SEC)

SEC East Champions | SEC Tournament Champions | Ranked 2nd

AP, 8th USA Today/ESPN

Coach: Tubby Smith

| | | | | | |
|---------|---|----------------------|-------|--------|------|
| Nov. 21 | | WINTHROP | 11/NR | 65-44 | W |
| Nov. 28 | | TENNESSEE TECH | 10/NR | 108-81 | W |
| Dec. 1 | 1 | vs. Marshall | 9/NR | 89-76 | W |
| Dec. 6 | 2 | vs. UCLA | 9/NR | 52-50 | W |
| Dec. 13 | 3 | vs. Michigan State | 8/21 | 79-74 | W |
| Dec. 20 | 4 | vs. Indiana | 2/NR | 80-41 | W |
| Dec. 23 | | EASTERN KENTUCKY | 2/NR | 101-72 | W |
| Dec. 27 | | LOUISVILLE | 2/20 | 56-65 | L |
| Dec. 31 | 5 | vs. Austin Peay | 8/NR | 61-53 | W |
| Jan. 3 | | NORTH CAROLINA | 8/12 | 61-56 | W |
| Jan. 10 | * | VANDERBILT | 7/20 | 75-63 | W |
| Jan. 13 | * | at Mississippi State | 5/20 | 67-66 | W |
| Jan. 17 | * | GEORGIA | 5/NR | 57-65 | L |
| Jan. 20 | * | at Tennessee | 9/NR | 69-68 | W OT |
| Jan. 25 | | at Notre Dame | 9/NR | 71-63 | W |
| Jan. 28 | * | OLE MISS | 5/NR | 71-61 | W |
| Jan. 31 | * | at Vanderbilt | 5/NR | 60-66 | L |
| Feb. 3 | * | at Florida | 9/21 | 68-65 | W |
| Feb. 7 | * | SOUTH CAROLINA | 9/25 | 65-64 | W |
| Feb. 10 | * | ALABAMA | 8/NR | 66-55 | W |
| Feb. 14 | * | at Georgia | 8/NR | 68-74 | L |
| Feb. 18 | * | ARKANSAS | 9/NR | 73-56 | W |
| Feb. 21 | * | at Auburn | 9/NR | 68-59 | W |
| Feb. 25 | * | TENNESSEE | 9/NR | 92-60 | W |
| Feb. 29 | * | at LSU | 9/NR | 70-64 | W |
| Mar. 3 | * | at South Carolina | 9/NR | 84-65 | W |
| Mar. 7 | * | FLORIDA | 9/NR | 82-62 | W |

| | | | | | |
|---------------------------------|---|--------------------|------|-------|---|
| SEC Tournament (Atlanta) | | | | | |
| Mar. 12 | 6 | vs. Georgia | 8/NR | 69-60 | W |
| Mar. 13 | 6 | vs. South Carolina | 8/23 | 78-63 | W |
| Mar. 14 | 6 | vs. Florida | 8/NR | 89-73 | W |

| | | | | |
|---------|---------------------|-------|-------|---|
| Nov. 30 | TENNESSEE TECH | 8/NR | 92-63 | W |
| Dec. 4 | at North Carolina | 8/9 | 78-91 | L |
| Dec. 8 | MOREHEAD STATE | 10/NR | 71-40 | W |
| Dec. 11 | vs. Indiana | 10/NR | 73-58 | W |
| Dec. 18 | at Louisville | 9/13 | 60-58 | W |
| Dec. 22 | WILLIAM & MARY | 8/NR | 92-47 | W |
| Dec. 29 | CAMPBELL | 8/NR | 82-50 | W |
| Jan. 5 | * SOUTH CAROLINA | 8/NR | 79-75 | W |
| Jan. 9 | KANSAS | 8/2 | 59-65 | L |
| Jan. 12 | * VANDERBILT | 9/NR | 69-54 | W |
| Jan. 15 | * at Georgia | 9/NR | 76-55 | W |
| Jan. 19 | * at Ole Miss | 8/NR | 53-50 | W |
| Jan. 22 | * LSU | 8/NR | 89-58 | W |
| Jan. 25 | * at Tennessee | 7/NR | 84-62 | W |
| Jan. 29 | * at Arkansas | 7/NR | 68-67 | W |
| Feb. 5 | * at Vanderbilt | 6/NR | 84-70 | W |
| Feb. 8 | * FLORIDA | 5/NR | 69-66 | W |
| Feb. 12 | * GEORGIA | 5/NR | 60-51 | W |
| Feb. 15 | * at South Carolina | 3/NR | 61-73 | L |
| Feb. 19 | * MISSISSIPPI STATE | 3/NR | 94-78 | W |
| Feb. 23 | * AUBURN | 5/NR | 81-73 | W |
| Feb. 26 | * at Alabama | 5/16 | 78-71 | W |
| Mar. 2 | * TENNESSEE | 3/NR | 73-61 | W |
| Mar. 6 | * at Florida | 3/NR | 52-53 | L |

| SEC Tournament (Atlanta) | | | | |
|--------------------------|-----------------|------|-------|------|
| Mar. 11 | 3 vs. Tennessee | 4/NR | 86-62 | W |
| Mar. 12 | 3 vs. LSU | 4/NR | 79-78 | W OT |
| Mar. 13 | 3 vs. Florida | 4/NR | 53-70 | L |

| NCAA First/Second Rounds (Indianapolis) | | | | |
|---|------------------------|------|-------|---|
| Mar. 17 | 4 vs. Eastern Kentucky | 7/NR | 72-64 | W |
| Mar. 19 | 4 vs. Cincinnati | 7/23 | 69-60 | W |

| NCAA Austin Regional (Austin, Texas) | | | | |
|--------------------------------------|----------------------|------|-------|-------|
| Mar. 25 | 5 vs. Utah | 7/18 | 62-52 | W |
| Mar. 27 | 5 vs. Michigan State | 7/15 | 88-94 | L 2OT |

2503-2127

- 1 US Bank Arena (Cincinnati)
- 2 Freedom Hall (Louisville, Ky.)
- 3 Georgia Dome (Atlanta)
- 4 RCA Dome (Indianapolis)
- 5 Frank Erwin Center (Austin, Texas)

| LEADING SCORERS | | | | |
|-------------------------------|--|--|--|------|
| Kelenna Azubuike (6-5, Jr. F) | | | | 14.7 |
| Patrick Sparks (6-0, Jr. G) | | | | 11.0 |
| Chuck Hayes (6-6, Sr. F) | | | | 10.9 |
| Randolph Morris (6-10, Fr. C) | | | | 8.8 |
| Rajon Rondo (6-1, Fr. G) | | | | 8.1 |

2005-06 (22-13, 9-7 SEC)

Coach: Tubby Smith | Captains: Preston LeMaster, Ravi Moss, Patrick Sparks, Brandon Stockton

| | | | | |
|---------|------------------------|-------|-------|---|
| Nov. 13 | 1 SOUTH DAKOTA STATE | 9/NR | 71-54 | W |
| Nov. 14 | 1 LIPSCOMB | 8/NR | 67-49 | W |
| Nov. 21 | 2 vs. Iowa | 7/20 | 63-67 | L |
| Nov. 22 | 2 vs. West Virginia | 7/13 | 80-66 | W |
| Nov. 25 | LIBERTY | 7/NR | 81-51 | W |
| Nov. 29 | HIGH POINT | 10/NR | 75-55 | W |
| Dec. 3 | NORTH CAROLINA | 10/NR | 79-83 | L |
| Dec. 6 | 3 at Georgia State | 15/NR | 73-46 | W |
| Dec. 10 | 4 vs. Indiana | 15/18 | 53-79 | L |
| Dec. 17 | LOUISVILLE | 23/4 | 73-61 | W |
| Dec. 23 | 5 vs. Iona | 19/NR | 73-67 | W |
| Dec. 30 | 6 vs. Ohio | 18/NR | 71-63 | W |
| Jan. 3 | UCF | 19/NR | 59-57 | W |
| Jan. 7 | at Kansas | 19/NR | 46-73 | L |
| Jan. 10 | * VANDERBILT | NR/NR | 51-57 | L |
| Jan. 14 | * ALABAMA | NR/NR | 64-68 | L |
| Jan. 17 | * at Georgia | NR/NR | 69-55 | L |
| Jan. 21 | * SOUTH CAROLINA | NR/NR | 80-78 | W |
| Jan. 24 | * at Auburn | NR/NR | 71-62 | W |
| Jan. 29 | * ARKANSAS | NR/NR | 78-76 | W |
| Feb. 1 | * at Mississippi State | NR/NR | 81-66 | W |
| Feb. 4 | * at Florida | NR/8 | 80-95 | L |

| | | | | |
|---------|---------------------|-------|-------|---|
| Feb. 7 | * TENNESSEE | NR/11 | 67-75 | L |
| Feb. 11 | * at Vanderbilt | NR/NR | 81-84 | L |
| Feb. 15 | * GEORGIA | NR/NR | 68-61 | W |
| Feb. 18 | * at South Carolina | NR/NR | 79-66 | W |
| Feb. 22 | * OLE MISS | NR/NR | 80-40 | W |
| Feb. 25 | * at LSU | NR/24 | 67-71 | L |
| Mar. 1 | * at Tennessee | NR/11 | 80-78 | W |
| Mar. 5 | * FLORIDA | NR/17 | 64-79 | L |

| SEC Tournament (Nashville, Tenn.) | | | | |
|-----------------------------------|----------------------|-------|-------|---|
| Mar. 9 | 7 vs. Ole Miss | NR/NR | 71-57 | W |
| Mar. 10 | 7 vs. Alabama | NR/NR | 68-61 | W |
| Mar. 11 | 7 vs. South Carolina | NR/NR | 61-65 | L |

| NCAA First/Second Rounds (Philadelphia) | | | | |
|---|-------------|-------|-------|---|
| Mar. 17 | 8 vs. UAB | NR/25 | 69-64 | W |
| Mar. 19 | 8 vs. UConn | NR/2 | 83-87 | L |

2477-2314

- 1 Guardians Classic (Lexington, Ky.)
- 2 Guardians Classic (Municipal Auditorium | Kansas City, Mo.)
- 3 Philips Arena (Atlanta)
- 4 RCA Dome (Indianapolis)
- 5 Freedom Hall (Louisville, Ky.)
- 6 US Bank Arena (Cincinnati)
- 7 Gaylor Entertainment Center (Nashville, Tenn.)
- 8 Wachovia Center (Philadelphia)

| LEADING SCORERS | | | | |
|-------------------------------|--|--|--|------|
| Randolph Morris (6-10, So. C) | | | | 13.3 |
| Rajon Rondo (6-1, So. G) | | | | 11.2 |
| Joe Crawford (6-4, So. G) | | | | 10.2 |
| Patrick Sparks (6-0, Sr. G) | | | | 9.7 |
| Ramel Bradley (6-1, So. G) | | | | 7.9 |

2006-07 (22-12, 9-7 SEC)Coach: Tubby Smith
Captains: Lukasz Obrzut, Bobby Perry, Sheray Thomas

| | | | | |
|---------|--------------------------|-------|-------|------|
| Nov. 15 | MIAMI (OHIO) | 22/NR | 57-46 | W |
| Nov. 17 | MISSISSIPPI VALLEY STATE | 22/NR | 79-56 | W |
| Nov. 20 | 1 vs. DePaul | 22/NR | 87-81 | W |
| Nov. 21 | 1 vs. UCLA | 20/5 | 68-73 | L |
| Nov. 22 | 1 vs. Memphis | 20/12 | 63-80 | L |
| Nov. 28 | COLLEGE OF CHARLESTON | NR/NR | 77-61 | W |
| Dec. 2 | at North Carolina | NR/7 | 63-75 | L |
| Dec. 5 | 2 vs. Chattanooga | NR/NR | 79-63 | W |
| Dec. 9 | INDIANA | NR/NR | 59-54 | W |
| Dec. 16 | at Louisville | NR/NR | 61-49 | W |
| Dec. 19 | SANTA CLARA | NR/NR | 74-60 | W |
| Dec. 22 | UMASS | NR/NR | 82-68 | W |
| Dec. 29 | EASTERN KENTUCKY | NR/NR | 78-65 | W |
| Jan. 3 | HOUSTON | NR/NR | 77-70 | W |
| Jan. 6 | * at Ole Miss | NR/NR | 68-58 | W |
| Jan. 10 | * AUBURN | NR/NR | 84-57 | W |
| Jan. 13 | * MISSISSIPPI STATE | NR/NR | 64-60 | W |
| Jan. 16 | * at South Carolina | 25/NR | 87-49 | W |
| Jan. 20 | * VANDERBILT | 25/NR | 67-72 | L |
| Jan. 24 | * at Georgia | NR/NR | 69-78 | L OT |
| Jan. 28 | * TENNESSEE | NR/NR | 76-57 | W |
| Feb. 3 | * at Arkansas | NR/NR | 82-74 | W |
| Feb. 7 | * SOUTH CAROLINA | NR/NR | 95-89 | W |
| Feb. 10 | * FLORIDA | 20/1 | 61-64 | L |
| Feb. 13 | * at Tennessee | 20/NR | 85-89 | L |
| Feb. 17 | * at Alabama | 20/25 | 61-72 | L |
| Feb. 20 | * LSU | NR/NR | 70-63 | W |
| Feb. 25 | * at Vanderbilt | NR/17 | 65-67 | L |
| Feb. 28 | * GEORGIA | NR/NR | 82-70 | W |
| Mar. 4 | * at Florida | NR/5 | 72-85 | L |

| SEC Tournament (Atlanta) | | | | |
|--------------------------|-------------------------|-------|-------|------|
| Mar. 8 | 3 vs. Alabama | NR/NR | 79-67 | W |
| Mar. 9 | 3 vs. Mississippi State | NR/NR | 82-84 | L OT |

| NCAA First/Second Rounds (Chicago) | | | | |
|------------------------------------|-----------------|-------|-------|---|
| Mar. 16 | 4 vs. Villanova | NR/NR | 67-58 | W |
| Mar. 18 | 4 vs. Kansas | NR/2 | 76-88 | L |

2496-2302

- 1 EA Sports Maui Invitational (Lahaina Civic Center | Maui, Hawaii)
- 2 Freedom Hall (Louisville, Ky.)
- 3 Georgia Dome (Atlanta)
- 4 United Center (Chicago)

| LEADING SCORERS | | | | |
|-------------------------------|--|--|--|------|
| Randolph Morris (6-11, Jr. C) | | | | 16.1 |
| Joe Crawford (6-5, Jr. G) | | | | 14.0 |
| Ramel Bradley (6-2, Jr. G) | | | | 13.4 |
| Jodie Meeks (6-5, Fr. G) | | | | 8.7 |
| Bobby Perry (6-8, Sr. F) | | | | 8.4 |

BILLY GILLISPIE ERA (2008-2009)**2007-08 (18-13, 12-4 SEC)**

| Coach: Billy Gillispie | | | | |
|------------------------|------------------------|-------|-------|------|
| Nov. 6 | 1 CENTRAL ARKANSAS | 20/NR | 67-40 | W |
| Nov. 7 | 1 GARDNER-WEBB | 20/NR | 68-84 | L |
| Nov. 21 | LIBERTY | NR/NR | 80-54 | W |
| Nov. 24 | TEXAS SOUTHERN | NR/NR | 83-35 | W |
| Nov. 27 | STONY BROOK | NR/NR | 62-52 | W |
| Dec. 1 | NORTH CAROLINA | NR/1 | 77-86 | L |
| Dec. 8 | at Indiana | NR/15 | 51-70 | L |
| Dec. 15 | 2 vs. UAB | NR/NR | 76-79 | L |
| Dec. 18 | at Houston | NR/NR | 69-83 | L |
| Dec. 22 | TENNESSEE TECH | NR/NR | 69-47 | W |
| Dec. 29 | SAN DIEGO | NR/NR | 72-81 | L |
| Dec. 31 | FLORIDA INTERNATIONAL | NR/NR | 92-49 | W |
| Jan. 5 | LOUISVILLE | NR/NR | 75-89 | L |
| Jan. 12 | * VANDERBILT | NR/13 | 79-73 | W OT |
| Jan. 15 | * at Mississippi State | NR/NR | 69-64 | L |
| Jan. 19 | * at Florida | NR/NR | 70-81 | L OT |
| Jan. 22 | * TENNESSEE | NR/3 | 72-66 | W |
| Jan. 26 | * SOUTH CAROLINA | NR/NR | 78-70 | W |
| Feb. 2 | * at Georgia | NR/NR | 63-58 | W |
| Feb. 6 | * at Auburn | NR/NR | 66-63 | W |
| Feb. 9 | * ALABAMA | NR/NR | 62-52 | W |
| Feb. 12 | * at Vanderbilt | NR/24 | 52-93 | L |
| Feb. 16 | * at LSU | NR/NR | 67-63 | W |
| Feb. 19 | * GEORGIA | NR/NR | 61-55 | W |
| Feb. 23 | * ARKANSAS | NR/NR | 63-58 | W |
| Feb. 27 | * OLE MISS | NR/NR | 58-54 | W |
| Mar. 2 | * at Tennessee | NR/1 | 60-63 | L |
| Mar. 5 | * at South Carolina | NR/NR | 71-63 | W |
| Mar. 9 | * FLORIDA | NR/NR | 75-70 | W |

| SEC Tournament (Atlanta) | | | | |
|--------------------------|---------------|-------|-------|------|
| Mar. 15 | 3 vs. Georgia | NR/NR | 56-60 | L OT |

| NCAA First/Second Rounds (Anaheim, Calif.) | | | | |
|--|-----------------|-------|-------|---|
| Mar. 20 | 4 vs. Marquette | NR/25 | 66-74 | L |

2129-2029

- 1 2k Sports College Hoops Classic (Lexington, Ky.)
- 2 Freedom Hall (Louisville, Ky.)
- 3 Alexander Memorial Coliseum- Ga. Tech (Atlanta)
- 4 Honda Center (Anaheim, Calif.)

| LEADING SCORERS | | | | |
|------------------------------|--|--|--|------|
| Joe Crawford (6-5, Sr.) | | | | 17.9 |
| Patrick Patterson (6-8, Fr.) | | | | 16.4 |
| Ramel Bradley (6-2, Sr.) | | | | 15.9 |
| Jodie Meeks (6-4, So.) | | | | 8.8 |
| Perry Stevenson (6-9, So.) | | | | 5.9 |

2008-09 (22-14, 8-8 SEC)

| Coach: Billy Gillispie | | | | |
|------------------------|--------------------------|-------|---------|---|
| Nov. 14 | VMI | NR/NR | 103-111 | L |
| Nov. 18 | at North Carolina | NR/1 | 58-77 | L |
| Nov. 22 | 1 DELAWARE STATE | NR/NR | 71-42 | W |
| Nov. 24 | 1 LONGWOOD | NR/NR | 91-57 | W |
| Nov. 28 | 2 vs. Kansas State | NR/NR | 74-72 | W |
| Nov. 29 | 2 vs. West Virginia | NR/NR | 54-43 | W |
| Dec. 3 | LAMAR | NR/NR | 103-61 | W |
| Dec. 6 | MIAMI (FLA.) | NR/21 | 67-73 | L |
| Dec. 7 | MISSISSIPPI VALLEY STATE | NR/NR | 88-65 | W |
| Dec. 13 | INDIANA | NR/NR | 72-54 | W |

| | | | | |
|---------|-------------------------|-------|--------|---|
| Dec. 20 | 3 vs. Appalachian State | NR/NR | 93-69 | W |
| Dec. 22 | TENNESSEE STATE | NR/NR | 102-58 | W |
| Dec. 27 | FLORIDA ATLANTIC | NR/NR | 76-69 | W |
| Dec. 29 | CENTRAL MICHIGAN | NR/NR | 84-52 | W |
| Jan. 4 | at Louisville | NR/18 | 71-74 | L |
| Jan. 10 | * VANDERBILT | NR/NR | 70-60 | W |
| Jan. 13 | * at Tennessee | NR/24 | 90-72 | W |
| Jan. 18 | * at Georgia | NR/NR | 68-45 | W |
| Jan. 21 | * AUBURN | NR/NR | 73-64 | W |
| Jan. 24 | * at Alabama | NR/NR | 61-51 | W |
| Jan. 27 | * at Ole Miss | 24/NR | 80-85 | L |
| Jan. 31 | * SOUTH CAROLINA | 24/NR | 77-78 | L |
| Feb. 3 | * MISSISSIPPI STATE | NR/NR | 57-66 | L |
| Feb. 10 | * FLORIDA | NR/NR | 68-65 | W |
| Feb. 14 | * at Arkansas | NR/NR | 79-63 | W |
| Feb. 17 | * at Vanderbilt | NR/NR | 64-77 | L |
| Feb. 21 | * TENNESSEE | NR/NR | 77-58 | W |
| Feb. 25 | * at South Carolina | NR/NR | 59-77 | L |
| Feb. 28 | * LSU | NR/18 | 70-73 | L |
| Mar. 4 | * GEORGIA | NR/NR | 85-90 | L |
| Mar. 7 | * at Florida | NR/NR | 53-60 | L |

| SEC Tournament (Tampa, Fla.) | | | | |
|------------------------------|----------------|-------|-------|---|
| Mar. 12 | 4 vs. Ole Miss | NR/NR | 71-58 | W |
| Mar. 13 | 4 vs. LSU | NR/20 | 58-67 | L |

| NIT | | | | |
|---------|-----------------|-------|-------|---|
| Mar. 17 | 5 UNLV | NR/NR | 70-60 | W |
| Mar. 23 | 6 at Creighton | NR/NR | 65-63 | W |
| Mar. 25 | 7 at Notre Dame | NR/NR | 67-77 | L |

2669-2386

- 1 Las Vegas Invitational (Lexington, Ky.)
- 2 Las Vegas Invitational (Orleans Arena | Las Vegas)
- 3 Freedom Hall (Louisville)
- 4 St. Pete Times Forum (Tampa, Fla.)
- 5 Memorial Coliseum (Lexington, Ky.)
- 6 Qwest Center (Omaha, Neb.)
- 7 Joyce Center (South Bend, Ind.)

| LEADING SCORERS | | | | |
|---------------------------------|--|--|--|------|
| Jodie Meeks (6-4, Jr., G) | | | | 23.7 |
| Patrick Patterson (6-9, So., F) | | | | 17.9 |
| Perry Stevenson (6-9, Jr., F) | | | | 7.8 |
| Ramon Harris (6-7, Jr., G) | | | | 5.5 |
| Darius Miller (6-7, Fr., G) | | | | 5.3 |

JOHN CALIPARI ERA (2010-PRES.)**2009-10 (35-3, 14-2 SEC)**SEC Champions | SEC East Champions | SEC Tournament Champions | Ranked 2nd AP, 5th USA Today/ESPN
Coach: John Calipari

| | | | | |
|---------|-----------------------|------|--------|------|
| Nov. 13 | MOREHEAD STATE | 4/NR | 75-59 | W |
| Nov. 16 | MIAMI (OHIO) | 4/NR | 72-70 | W |
| Nov. 19 | 1 SAM HOUSTON STATE | 4/NR | 102-92 | W |
| Nov. 21 | 1 RIDER | 4/NR | 92-63 | W |
| Nov. 24 | 2 vs. Cleveland State | 5/NR | 73-49 | W |
| Nov. 25 | 2 vs. Stanford | 5/NR | 73-65 | W OT |
| Nov. 30 | 3 vs. UNC Asheville | 5/NR | 94-57 | W |
| Dec. 5 | NORTH CAROLINA | 5/10 | 68-66 | W |
| Dec. 9 | 4 vs. UConn | 4/14 | 64-61 | W |
| Dec. 12 | at Indiana | 4/NR | 90-73 | W |
| Dec. 19 | AUSTIN PEAY | 3/NR | 90-69 | W |
| Dec. 21 | DREXEL | 3/NR | 88-44 | W |
| Dec. 23 | LONG BEACH STATE | 3/NR | 86-73 | W |
| Dec. 29 | HARTFORD | 3/NR | 104-61 | W |
| Jan. 2 | LOUISVILLE | 3/NR | 71-62 | W |



| | | | | | |
|---------|---|----------------------|------|-------|------|
| Feb. 13 | * | TENNESSEE | 3/12 | 73-62 | W |
| Feb. 16 | * | at Mississippi State | 3/NR | 81-75 | W OT |
| Feb. 20 | * | at Vanderbilt | 2/17 | 58-56 | W |
| Feb. 25 | * | SOUTH CAROLINA | 2/NR | 82-61 | W |
| Feb. 27 | * | at Tennessee | 2/19 | 65-74 | L |
| Mar. 3 | * | at Georgia | 3/NR | 80-69 | W |
| Mar. 7 | * | FLORIDA | 3/NR | 74-66 | W |

| | | | | | |
|--|---|-----------------------|------|-------|------|
| SEC Tournament (Nashville, Tenn.) | | | | | |
| Mar. 12 | 5 | vs. Alabama | 2/NR | 73-67 | W |
| Mar. 13 | 5 | vs. Tennessee | 2/15 | 74-45 | W |
| Mar. 14 | 5 | vs. Mississippi State | 2/NR | 75-74 | W OT |

| | | | | | |
|---|---|-----------------|------|--------|---|
| NCAA First/Second Rds. (New Orleans) | | | | | |
| Mar. 18 | 6 | vs. ETSU | 2/NR | 100-71 | W |
| Mar. 20 | 6 | vs. Wake Forest | 2/NR | 90-60 | W |

| | | | | | |
|--|---|-------------------|------|-------|---|
| NCAA East Regional (Syracuse, N.Y.) | | | | | |
| Mar. 25 | 7 | vs. Cornell | 2/NR | 62-45 | W |
| Mar. 27 | 7 | vs. West Virginia | 2/6 | 66-73 | L |

3012-2468

- Cancun Challenge (Rupp Arena | Lexington, Ky.)
- Cancun Challenge (Moon Palace Resort | Cancun, Mexico)
- Freedom Hall (Louisville, Ky.)
- SEC/Big East Invitational (Madison Square Garden | New York)
- Bridgestone Arena (Nashville, Tenn.)
- New Orleans Arena (New Orleans)
- Carrier Dome (Syracuse, N.Y.)

LEADING SCORERS

| | |
|------------------------------|------|
| John Wall (6-4, Fr.) | 16.6 |
| DeMarcus Cousins (6-11, Fr.) | 15.1 |
| Patrick Patterson (6-9, Jr.) | 14.3 |
| Eric Bledsoe (6-1, Fr.) | 11.3 |
| Darius Miller (6-7, So.) | 6.5 |

| | | | | | |
|---|-----------------|--|--------|---|--|
| 2010 Canada Exhibition Tour | | | | | |
| (Not counted in win-loss record) | | | | | |
| Aug. 15 | Windsor | | 95-62 | W | |
| Aug. 16 | Western Ontario | | 96-68 | W | |
| Aug. 17 | Windsor | | 104-75 | W | |

2010-11 (29-9, 10-6 SEC)

SEC Tournament Champions | NCAA Final Four | Ranked 11th AP, 3rd USA Today/ESPN
Coach: John Calipari

| | | | | |
|---------|--------------------------|-------|-------|------|
| Nov. 12 | ETSU | 11/NR | 88-65 | W |
| Nov. 19 | 1 vs. Portland | 12/NR | 79-48 | W |
| Nov. 22 | 2 vs. Oklahoma | 8/NR | 76-64 | W |
| Nov. 23 | 2 vs. Washington | 8/13 | 74-67 | W |
| Nov. 24 | 2 vs. UConn | 8/NR | 67-84 | L |
| Nov. 30 | BOSTON U. | 10/NR | 91-57 | W |
| Dec. 4 | at North Carolina | 10/NR | 73-75 | L |
| Dec. 8 | 3 vs. Notre Dame | 17/23 | 72-58 | W |
| Dec. 11 | INDIANA | 17/NR | 81-62 | W |
| Dec. 18 | MISSISSIPPI VALLEY STATE | 17/NR | 85-60 | W |
| Dec. 22 | WINTHROP | 13/NR | 89-52 | W |
| Dec. 28 | COPPIN STATE | 11/NR | 91-61 | W |
| Dec. 31 | at Louisville | 11/22 | 78-63 | W |
| Jan. 3 | PENN | 10/NR | 86-62 | W |
| Jan. 8 | * at Georgia | 10/NR | 70-77 | L |
| Jan. 11 | * AUBURN | 13/NR | 78-54 | W |
| Jan. 15 | * LSU | 13/NR | 82-44 | W |
| Jan. 18 | * at Alabama | 12/NR | 66-68 | L |
| Jan. 22 | * at South Carolina | 12/NR | 67-58 | W |
| Jan. 29 | * GEORGIA | 14/NR | 66-60 | W |
| Feb. 1 | * at Ole Miss | 10/NR | 69-71 | L |
| Feb. 5 | * at Florida | 10/NR | 68-70 | L |
| Feb. 8 | * TENNESSEE | 18/NR | 73-61 | W |
| Feb. 12 | * at Vanderbilt | 18/23 | 77-81 | L |
| Feb. 15 | * MISSISSIPPI STATE | 22/NR | 85-79 | W |
| Feb. 19 | * SOUTH CAROLINA | 22/NR | 90-59 | W |
| Feb. 23 | * at Arkansas | 22/NR | 76-77 | L OT |
| Feb. 26 | * FLORIDA | 22/13 | 76-68 | W |
| Mar. 1 | * VANDERBILT | 20/21 | 68-66 | W |
| Mar. 6 | * at Tennessee | 20/NR | 64-58 | W |

SEC Tournament (Atlanta)

| | | | | | |
|---------|---|--------------|-------|-------|---|
| Mar. 11 | 4 | vs. Ole Miss | 15/NR | 75-66 | W |
| Mar. 12 | 4 | vs. Alabama | 15/NR | 72-58 | W |
| Mar. 13 | 4 | vs. Florida | 15/12 | 70-54 | W |

| | | | | | |
|---|---|-------------------|-------|-------|---|
| NCAA First/Second Rounds (Tampa, Fla.) | | | | | |
| Mar. 17 | 5 | vs. Princeton | 11/NR | 59-57 | W |
| Mar. 19 | 5 | vs. West Virginia | 11/22 | 71-63 | W |

| | | | | | |
|--|---|--------------------|------|-------|---|
| NCAA East Regional (Newark, N.J.) | | | | | |
| Mar. 25 | 6 | vs. Ohio State | 11/1 | 62-60 | W |
| Mar. 27 | 6 | vs. North Carolina | 11/7 | 76-69 | W |

| | | | | | |
|----------------------------------|---|-----------|------|-------|---|
| NCAA Final Four (Houston) | | | | | |
| April 2 | 7 | vs. UConn | 11/9 | 55-56 | L |

2845-2412

- Rose Garden (Portland, Ore.)
- EA Sports Maui Invitational (Lahaina Civic Center | Maui, Hawaii)
- SEC/Big East Invitational (Freedom Hall | Louisville, Ky.)
- Georgia Dome (Atlanta)
- St. Pete Times Forum (Tampa, Fla.)
- Prudential Center (Newark, N.J.)
- Reliant Stadium (Houston)

LEADING SCORERS

| | |
|------------------------------|------|
| Brandon Knight (6-3, Fr. G) | 17.3 |
| Terrence Jones (6-8, Fr. F) | 15.7 |
| Doron Lamb (6-4, Fr. G) | 12.3 |
| Darius Miller (6-7, Jr. G) | 10.9 |
| DeAndre Liggins (6-6, Jr. G) | 8.6 |

2011-12 (38-2, 16-0 SEC)

National Champions | SEC Champions | SEC East Champions | Ranked 1st AP, 1st Coaches
Coach: John Calipari

| | | | | |
|---------|----------------------------|------|--------|---|
| Nov. 11 | MARIST | 2/NR | 108-58 | W |
| Nov. 15 | 1 vs. Kansas | 2/12 | 75-65 | W |
| Nov. 19 | 2 vs. Penn State | 2/NR | 85-47 | W |
| Nov. 20 | 2 vs. Old Dominion | 1/NR | 62-52 | W |
| Nov. 23 | RADFORD | 2/NR | 88-40 | W |
| Nov. 26 | PORTLAND | 2/NR | 87-63 | W |
| Dec. 1 | ST. JOHN'S | 1/NR | 81-59 | W |
| Dec. 3 | NORTH CAROLINA | 1/5 | 73-72 | W |
| Dec. 10 | at Indiana | 1/NR | 72-73 | L |
| Dec. 17 | CHATTANOOGA | 3/NR | 87-62 | W |
| Dec. 20 | SAMFORD | 3/NR | 82-50 | W |
| Dec. 22 | LOYOLA | 3/NR | 87-63 | W |
| Dec. 28 | LAMAR | 3/NR | 86-64 | W |
| Dec. 31 | LOUISVILLE | 3/4 | 69-62 | W |
| Jan. 3 | 3 vs. Arkansas Little Rock | 2/NR | 73-51 | W |
| Jan. 7 | * SOUTH CAROLINA | 2/NR | 79-64 | W |
| Jan. 11 | * at Auburn | 2/NR | 68-53 | W |
| Jan. 14 | * at Tennessee | 2/NR | 65-62 | W |
| Jan. 17 | * ARKANSAS | 2/NR | 86-63 | W |
| Jan. 21 | * ALABAMA | 2/NR | 77-71 | W |
| Jan. 24 | * at Georgia | 1/NR | 57-44 | W |
| Jan. 28 | * at LSU | 1/NR | 74-50 | W |
| Jan. 31 | * TENNESSEE | 1/NR | 69-44 | W |
| Feb. 4 | * at South Carolina | 1/NR | 86-52 | W |
| Feb. 7 | * FLORIDA | 1/8 | 78-58 | W |
| Feb. 11 | * at Vanderbilt | 1/NR | 69-63 | W |
| Feb. 18 | * OLE MISS | 1/NR | 77-62 | W |
| Feb. 21 | * at Mississippi State | 1/NR | 73-64 | W |
| Feb. 25 | * VANDERBILT | 1/NR | 83-74 | W |
| Mar. 1 | * GEORGIA | 1/NR | 79-49 | W |
| Mar. 4 | * at Florida | 1/16 | 74-59 | W |

| | | | | | |
|-------------------------------------|---|----------------|------|-------|---|
| SEC Tournament (New Orleans) | | | | | |
| Mar. 9 | 4 | vs. LSU | 1/NR | 60-51 | W |
| Mar. 10 | 4 | vs. Florida | 1/22 | 74-71 | W |
| Mar. 11 | 4 | vs. Vanderbilt | 1/NR | 64-71 | L |

| | | | | | |
|---|---|----------------------|------|-------|---|
| NCAA First/Second Rounds (Louisville, Ky.) | | | | | |
| Mar. 15 | 5 | vs. Western Kentucky | 1/NR | 81-66 | W |
| Mar. 17 | 5 | vs. Iowa State | 1/NR | 87-71 | W |

| | | | | | |
|-------------------------------------|---|-------------|------|--------|---|
| NCAA East Regional (Atlanta) | | | | | |
| Mar. 23 | 6 | vs. Indiana | 1/16 | 102-90 | W |
| Mar. 25 | 6 | vs. Baylor | 1/9 | 82-70 | W |

| | | | | | |
|--------------------------------------|---|----------------|------|-------|---|
| NCAA Final Four (New Orleans) | | | | | |
| Mar. 31 | 7 | vs. Louisville | 1/17 | 69-61 | W |

| | | | | | |
|---------|---|------------|-----|-------|---|
| April 2 | 7 | vs. Kansas | 1/6 | 67-59 | W |
|---------|---|------------|-----|-------|---|

3095-2423

- Champions Classic (Madison Square Garden | New York)
- Hall of Fame Tip-off (Mohegan Sun | Uncasville, Conn.)
- Freedom Hall (Louisville, Ky.)
- Superdome (New Orleans)
- KFC Yum! Center (Louisville, Ky.)
- Georgia Dome (Atlanta)
- Superdome (New Orleans)

LEADING SCORERS

| | |
|-------------------------------------|------|
| Anthony Davis (6-10, Fr. F) | 14.2 |
| Doron Lamb (6-4, So. G) | 13.7 |
| Terrence Jones (6-9, So. F) | 12.3 |
| Michael Kidd-Gilchrist (6-7, Fr. F) | 11.9 |
| Marquis Teague (6-2, Fr. G) | 10.0 |

2012-13 (21-12, 12-6 SEC)

Coach: John Calipari

| | | | | |
|---------|---------------------|-------|--------|------|
| Nov. 9 | 1 vs. Maryland | 3/NR | 72-69 | W |
| Nov. 13 | 2 vs. Duke | 3/9 | 68-75 | L |
| Nov. 16 | 3 LAFAYETTE | 3/NR | 101-49 | W |
| Nov. 21 | 3 MOREHEAD STATE | 8/NR | 81-70 | W |
| Nov. 23 | 3 LIU-BROOKLYN | 8/NR | 104-75 | W |
| Nov. 29 | 4 at Notre Dame | 8/NR | 50-64 | L |
| Dec. 1 | BAYLOR | 8/NR | 55-64 | L |
| Dec. 4 | SAMFORD | NR/NR | 88-56 | W |
| Dec. 8 | PORTLAND | NR/NR | 74-46 | W |
| Dec. 15 | LIPSCOMB | NR/NR | 88-50 | W |
| Dec. 22 | MARSHALL | NR/NR | 82-54 | W |
| Dec. 29 | at Louisville | NR/4 | 77-80 | L |
| Jan. 2 | EASTERN MICHIGAN | NR/NR | 90-38 | W |
| Jan. 10 | * at Vanderbilt | NR/NR | 60-58 | W |
| Jan. 12 | * TEXAS A&M | NR/NR | 71-83 | L |
| Jan. 15 | * TENNESSEE | NR/NR | 75-65 | W |
| Jan. 19 | * at Auburn | NR/NR | 75-53 | L |
| Jan. 22 | * at Alabama | NR/NR | 55-59 | L |
| Jan. 26 | * LSU | NR/NR | 75-70 | W |
| Jan. 29 | * at Ole Miss | NR/16 | 87-74 | W |
| Feb. 2 | * at Texas A&M | NR/NR | 72-68 | W OT |
| Feb. 5 | * SOUTH CAROLINA | NR/NR | 77-55 | W |
| Feb. 9 | * AUBURN | NR/NR | 72-62 | W |
| Feb. 12 | * at Florida | 25/7 | 52-69 | L |
| Feb. 16 | * at Tennessee | 25/NR | 58-88 | L |
| Feb. 20 | * VANDERBILT | NR/NR | 74-70 | W |
| Feb. 23 | * MISSOURI | NR/NR | 90-83 | W OT |
| Feb. 27 | * MISSISSIPPI STATE | NR/NR | 85-55 | W |
| Mar. 2 | * at Arkansas | NR/NR | 60-73 | L |
| Mar. 7 | * at Georgia | NR/NR | 62-72 | L |
| Mar. 9 | * FLORIDA | NR/11 | 61-57 | W |

SEC Tournament (Nashville, Tenn.)

| | | | | | |
|---------|---|----------------|-------|-------|---|
| Mar. 15 | 5 | vs. Vanderbilt | NR/NR | 48-64 | L |
|---------|---|----------------|-------|-------|---|

NIT First Round (Moon Township, Pa.)

| | | | | | |
|---------|---|------------------|-------|-------|---|
| Mar. 19 | 6 | at Robert Morris | NR/NR | 57-59 | L |
|---------|---|------------------|-------|-------|---|

2396-2127

- Barclays Center Classic (Barclays Center | Brooklyn, N.Y.)
- State Farm Champions Classic (Georgia Dome | Atlanta)
- Barclays Center Classic (Rupp Arena)
- SEC/Big East Challenge (South Bend, Ind.)
- Bridgestone Arena (Nashville, Tenn.)
- SeWall Center (Moon Township, Pa.)

LEADING SCORERS

| | |
|-------------------------------|------|
| Archie Goodwin (6-4.5, Fr. G) | 14.1 |
| Alex Poythress (6-7, Fr. F) | 11.2 |
| Nerlens Noel (6-10, Fr. F) | 10.5 |
| Kyle Wiltjer (6-10, So. F) | 10.2 |
| Ryan Harrow (6-2, So. G) | 9.9 |

2013-14 (29-11, 12-6 SEC)

National Runner-Up | Keightley Classic Champions | Ranked 18th AP, 2nd Coaches
Coach: John Calipari

| | | | | |
|---------|-------------------|------|-------|---|
| Nov. 8 | UNC ASHEVILLE | 1/NR | 89-57 | W |
| Nov. 10 | NORTHERN KENTUCKY | 1/NR | 93-63 | W |

| | | | | |
|---------|------------------------|-------|--------|------|
| Nov. 12 | 1 vs. Michigan State | 1/2 | 74-78 | L |
| Nov. 17 | 2 ROBERT MORRIS | 1/NR | 87-49 | W |
| Nov. 19 | 2 UT ARLINGTON | 4/NR | 105-76 | W |
| Nov. 25 | 2 CLEVELAND STATE | 3/NR | 68-61 | W |
| Nov. 27 | 2 EASTERN MICHIGAN | 3/NR | 81-63 | W |
| Dec. 1 | 3 vs. Providence | 3/NR | 79-65 | W |
| Dec. 6 | 4 vs. Baylor | 3/20 | 62-67 | L |
| Dec. 10 | BOISE STATE | 11/NR | 70-55 | W |
| Dec. 14 | at North Carolina | 11/18 | 77-82 | L |
| Dec. 21 | BELMONT | 19/NR | 93-80 | W |
| Dec. 28 | LOUISVILLE | 18/6 | 73-66 | W |
| Jan. 8 | * MISSISSIPPI STATE | 14/NR | 85-63 | W |
| Jan. 11 | * at Vanderbilt | 14/NR | 71-62 | W |
| Jan. 14 | * at Arkansas | 13/NR | 85-87 | L OT |
| Jan. 18 | * TENNESSEE | 13/NR | 74-66 | W |
| Jan. 21 | * TEXAS A&M | 14/NR | 68-51 | W |
| Jan. 25 | * GEORGIA | 14/NR | 79-54 | W |
| Jan. 28 | * at LSU | 11/NR | 82-87 | L |
| Feb. 1 | * at Missouri | 11/NR | 84-79 | W |
| Feb. 4 | * OLE MISS | 18/NR | 80-64 | W |
| Feb. 8 | * at Mississippi State | 18/NR | 69-59 | W |
| Feb. 12 | * at Auburn | 14/NR | 64-56 | W |
| Feb. 15 | * FLORIDA | 14/3 | 59-69 | L |
| Feb. 18 | * at Ole Miss | 18/NR | 84-70 | W |
| Feb. 22 | * LSU | 18/NR | 77-76 | W OT |
| Feb. 27 | * ARKANSAS | 17/NR | 67-71 | L OT |
| Mar. 1 | * at South Carolina | 17/NR | 67-72 | L |
| Mar. 4 | * ALABAMA | 25/NR | 55-48 | W |
| Mar. 8 | * at Florida | 25/1 | 65-84 | L |

SEC Tournament (Atlanta)

| | | | | | |
|---------|---|-------------|-------|-------|---|
| Mar. 14 | 5 | vs. LSU | RV/NR | 85-67 | W |
| Mar. 15 | 5 | vs. Georgia | RV/NR | 70-58 | W |
| Mar. 16 | 5 | vs. Florida | RV/1 | 60-61 | L |

NCAA Second/Third Rounds (St. Louis)

| | | | | | |
|---------|---|------------------|-------|-------|---|
| Mar. 21 | 6 | vs. Kansas State | RV/NR | 56-49 | W |
|---------|---|------------------|-------|-------|---|

| | | | | | |
|---------|---|-------------------|------|-------|---|
| Mar. 23 | 6 | vs. Wichita State | RV/2 | 78-76 | W |
|---------|---|-------------------|------|-------|---|

NCAA Midwest Regional (Indianapolis)

| | | | | | |
|---------|---|----------------|------|-------|---|
| Mar. 28 | 7 | vs. Louisville | RV/5 | 74-69 | W |
|---------|---|----------------|------|-------|---|

| | | | | | |
|---------|---|--------------|------|-------|---|
| Mar. 30 | 7 | vs. Michigan | RV/7 | 75-72 | W |
|---------|---|--------------|------|-------|---|

NCAA Final Four (Arlington, Texas)

| | | | | | |
|---------|---|---------------|-------|-------|---|
| April 5 | 8 | vs. Wisconsin | RV/12 | 74-73 | W |
|---------|---|---------------|-------|-------|---|

| | | | | | |
|---------|---|-----------|-------|-------|---|
| April 7 | 8 | vs. UConn | RV/18 | 54-60 | L |
|---------|---|-----------|-------|-------|---|

2992-2665

- State Farm Champions Classic (United Center | Chicago)
- Keightley Classic (Rupp Arena | Lexington, Ky.)
- Barclays Center (



Table of basketball game results for 2015-16 season, including dates, opponents, scores, and outcomes.

SEC Tournament (Nashville, Tenn.) results table.

NCAA Second/Third Rounds (Louisville, Ky.) results table.

NCAA Midwest Regional (Cleveland) results table.

NCAA Final Four (Indianapolis) results table.

2900-2118

- List of basketball games and events from 2900-2118, including Cawood Ledford Classic, State Farm Champions Classic, etc.

2015-16 (27-9, 13-5 SEC)

SEC Champions | SEC Tournament Champions | Hoopball Miami Invitational Champions | Ranked 10th AP, 16th Coaches

Table of basketball game results for 2015-16 season, including dates, opponents, scores, and outcomes.

Table of basketball game results for 2016-17 season, including dates, opponents, scores, and outcomes.

SEC Tournament (Nashville, Tenn.) results table.

NCAA First/Second Rounds (Des Moines, Iowa) results table.

2861-2451

- List of basketball games and events from 2861-2451, including Hoopball Miami Invitational, State Farm Champions Classic, etc.

Table of basketball game results for 2016-17 season, including dates, opponents, scores, and outcomes.

2016-17 (32-6, 16-2 SEC)

SEC Champions | SEC Tournament Champions | Atlantics Showcase Champions | Ranked 6th AP, 5th Coaches

Table of basketball game results for 2016-17 season, including dates, opponents, scores, and outcomes.

Table of basketball game results for 2017-18 season, including dates, opponents, scores, and outcomes.

SEC Tournament (Nashville, Tenn.) results table.

NCAA First/Second Rounds (Indianapolis) results table.

NCAA South Regional (Memphis, Tenn.) results table.

3225-2716

- List of basketball games and events from 3225-2716, including Bluegrass Showcase, State Farm Champions Classic, etc.

Table of basketball game results for 2017-18 season, including dates, opponents, scores, and outcomes.

2017-18 (26-11, 10-8 SEC)

SEC Tournament Champions | Atlantics Showcase Champions | Ranked 18th AP, 17th Coaches

Table of basketball game results for 2017-18 season, including dates, opponents, scores, and outcomes.

SEC Tournament (St. Louis) results table.

Table of basketball game results for 2018-19 season, including dates, opponents, scores, and outcomes.

2840-2599

- List of basketball games and events from 2840-2599, including State Farm Champions Classic, Adolph Rupp Classic, etc.

LEADING SCORERS

Table of leading scorers for 2018-19 season.

2018-19 (30-7, 15-3 SEC)

Ranked 7th AP, 7th Coaches

Table of basketball game results for 2018-19 season, including dates, opponents, scores, and outcomes.

SEC Tournament (Nashville, Tenn.) results table.

NCAA First/Second Rounds (Jacksonville, Fla.) results table.

NCAA South Regional (Kansas City, Mo.) results table.

2806-2394

- List of basketball games and events from 2806-2394, including State Farm Champions Classic, Ohio Valley Hardwood Showcase, etc.



| LEADING SCORERS | | | |
|-----------------------------|--|--|------|
| PJ Washington (6-8, So. G) | | | 15.2 |
| Tyler Herro (6-5, Fr. G) | | | 14.0 |
| Keldon Johnson (6-6, Fr. G) | | | 13.5 |
| Reid Travis (6-8, Gr. F) | | | 11.2 |
| Quade Green (6-0, So. G) | | | 8.0 |

2019-20 (25-6, 15-3 SEC)*

| SEC Champions Ranked 8th AP, 7th Coaches | | | |
|--|---|---------------------|------------------|
| Coach: John Calipari | | | |
| Nov. 5 | 1 | vs. Michigan State | 2/1 69-62 W |
| Nov. 8 | | EASTERN KENTUCKY | 2/NR 91-49 W |
| Nov. 12 | | EVANSVILLE | 1/NR 64-67 L |
| Nov. 18 | 2 | UTAH VALLEY | 9/NR 82-74 W |
| Nov. 22 | 2 | MOUNT ST. MARY'S | 9/NR 82-62 W |
| Nov. 24 | 2 | LAMAR | 9/NR 81-56 W |
| Nov. 29 | 2 | UAB | 9/NR 69-58 W |
| Dec. 7 | | FAIRLEIGH DICKINSON | 8/NR 83-52 W |
| Dec. 14 | | GEORGIA TECH | 8/NR 67-53 W |
| Dec. 18 | 3 | vs. Utah | 6/NR 66-69 L |
| Dec. 21 | 4 | vs. Ohio State | 6/5 65-71 L |
| Dec. 28 | | LOUISVILLE | 19/3 78-70 W OT |
| Jan. 4 | * | MISSOURI | 17/NR 71-59 W |
| Jan. 7 | * | at Georgia | 14/NR 78-69 W |
| Jan. 11 | * | ALABAMA | 14/NR 76-67 W |
| Jan. 15 | * | at South Carolina | 10/NR 78-81 L |
| Jan. 18 | * | at Arkansas | 10/RV 73-66 W |
| Jan. 21 | * | GEORGIA | 15/NR 89-79 W |
| Jan. 25 | 5 | at Texas Tech | 15/18 76-74 W OT |
| Jan. 29 | * | VANDERBILT | 13/NR 71-62 W |
| Feb. 1 | * | at Auburn | 13/17 66-75 L |
| Feb. 4 | * | MISSISSIPPI STATE | 15/NR 80-72 W |
| Feb. 8 | * | at Tennessee | 15/NR 77-64 W |
| Feb. 11 | * | at Vanderbilt | 12/NR 78-64 W |
| Feb. 15 | * | OLE MISS | 12/NR 67-62 W |
| Feb. 18 | * | at LSU | 10/RV 79-76 W |
| Feb. 22 | * | FLORIDA | 10/RV 65-59 W |
| Feb. 25 | * | at Texas A&M | 8/NR 69-60 W |
| Feb. 29 | * | AUBURN | 8/15 73-66 W |
| Mar. 3 | * | TENNESSEE | 6/NR 73-81 L |
| Mar. 7 | * | at Florida | 6/NR 71-70 W |

2307-2046

- 1 State Farm Champions Classic (Madison Square Garden | New York)
- 2 BBN Showcase (Rupp Arena | Lexington)
- 3 Neon Hoops Showcase (T-Mobile Arena | Las Vegas)
- 4 CBS Sports Classic (T-Mobile Arena | Las Vegas)
- 5 Big 12/SEC Challenge (United Supermarkets Arena | Lubbock, Texas)

| LEADING SCORERS | | | |
|--------------------------------|--|--|------|
| Immanuel Quickley (6-3, So. G) | | | 16.1 |
| Nick Richards (6-11, So. F) | | | 14.0 |
| Tyrese Maxey (6-3, Fr. G) | | | 14.0 |
| Ashton Hagans (6-3, So. G) | | | 11.5 |
| EJ Montgomery (6-10, So. G) | | | 6.1 |

*The SEC Tournament and all NCAA winter championships were canceled due to the COVID-19 pandemic

2020-21 (9-16, 8-9 SEC)

| Coach: John Calipari | | | |
|----------------------|---|----------------------|-------------------|
| Nov. 25 | 1 | MOREHEAD STATE | 10/NR 81-45 W |
| Nov. 29 | 1 | RICHMOND | 10/RV 64-76 L |
| Dec. 1 | 2 | vs. Kansas | 20/7 62-65 L |
| Dec. 6 | 3 | vs. Georgia Tech | 20/NR 62-79 L |
| Dec. 12 | | NOTRE DAME | NR/NR 63-64 L |
| Dec. 19 | 4 | vs. North Carolina | NR/22 63-75 L |
| Dec. 26 | | at Louisville | NR/RV 59-62 L |
| Jan. 2 | * | at Mississippi State | NR/NR 78-73 W 2OT |
| Jan. 5 | * | VANDERBILT | NR/NR 77-74 W |
| Jan. 9 | * | at Florida | NR/RV 76-58 W |
| Jan. 12 | * | ALABAMA | NR/RV 65-85 L |

| | | | |
|---------|---|----------------|---------------|
| Jan. 16 | * | at Auburn | NR/NR 59-66 L |
| Jan. 20 | * | at Georgia | NR/NR 62-63 L |
| Jan. 23 | * | LSU | NR/RV 82-69 W |
| Jan. 26 | * | at Alabama | NR/9 59-70 L |
| Feb. 3 | * | at Missouri | NR/18 70-75 L |
| Feb. 6 | * | TENNESSEE | NR/11 71-82 L |
| Feb. 9 | * | ARKANSAS | NR/RV 80-81 L |
| Feb. 13 | * | AUBURN | NR/NR 82-80 W |
| Feb. 17 | * | at Vanderbilt | NR/NR 82-78 W |
| Feb. 20 | * | at Tennessee | NR/19 70-55 W |
| Feb. 27 | * | FLORIDA | NR/NR 67-71 L |
| Mar. 2 | * | at Ole Miss | NR/NR 62-70 L |
| Mar. 6 | * | SOUTH CAROLINA | NR/NR 92-64 W |

| SEC Tournament (Nashville) | | | |
|----------------------------|---|-----------------------|---------------|
| Mar. 10 | 5 | vs. Mississippi State | NR/NR 73-74 L |
| 1761-1754 | | | |

- 1 Bluegrass Showcase (Rupp Arena | Lexington)
- 2 State Farm Champions Classic (Bankers Life Fieldhouse | Indianapolis)
- 3 Holiday Hoopsgiving (State Farm Arena | Atlanta)
- 4 CBS Sports Classic (Rocket Mortgage FieldHouse | Cleveland)
- 5 Bridgestone Arena (Nashville, Tenn.)

| LEADING SCORERS | | | |
|---------------------------------|--|--|------|
| Davion Mintz (6-3, Gr. G) | | | 11.5 |
| Brandon Boston Jr. (6-7, Fr. G) | | | 11.5 |
| Olivier Sarr (7-0, Sr. F) | | | 10.8 |
| Keion Brooks Jr. (6-7, So. F) | | | 10.3 |
| Isaiah Jackson (6-10, Fr. F) | | | 8.4 |

2021-22 (26-8, 14-4 SEC)

| Ranked 5th AP, 16th Coaches | | | |
|-----------------------------|---|--------------------|------------------|
| Coach: John Calipari | | | |
| Nov. 9 | 1 | vs. Duke | 10/9 71-79 L |
| Nov. 12 | 2 | ROBERT MORRIS | 10/NR 100-60 W |
| Nov. 16 | 2 | MOUNT ST. MARY'S | 13/NR 80-55 W |
| Nov. 19 | 2 | OHIO | 13/RV 77-69 W |
| Nov. 22 | 2 | ALBANY | 10/NR 86-61 W |
| Nov. 26 | | NORTH FLORIDA | 10/NR 86-52 W |
| Nov. 29 | | CENTRAL MICHIGAN | 9/NR 85-57 W |
| Dec. 7 | 3 | SOUTHERN | 10/NR 76-64 W |
| Dec. 11 | | at Notre Dame | 10/NR 62-66 L |
| Dec. 17 | 4 | vs. North Carolina | 21/RV 98-69 W |
| Dec. 22 | | WESTERN KENTUCKY | 20/NR 96-60 W |
| Dec. 29 | * | MISSOURI | 18/NR 83-56 W |
| Dec. 31 | | HIGH POINT | 18/NR 92-48 W |
| Jan. 4 | * | at LSU | 16/21 60-65 L |
| Jan. 8 | * | GEORGIA | 16/NR 92-77 W |
| Jan. 11 | * | at Vanderbilt | 18/NR 78-66 W |
| Jan. 15 | * | TENNESSEE | 18/22 107-79 W |
| Jan. 19 | * | at Texas A&M | 12/RV 64-58 W |
| Jan. 22 | * | at Auburn | 12/2 71-80 L |
| Jan. 25 | * | MISSISSIPPI STATE | 12/NR 82-74 W OT |
| Jan. 29 | | at Kansas | 12/5 80-62 W |
| Feb. 2 | * | VANDERBILT | 5/NR 77-70 W |
| Feb. 5 | * | at Alabama | 5/RV 66-55 W |
| Feb. 8 | * | at South Carolina | 5/NR 82-72 W |
| Feb. 12 | * | FLORIDA | 5/NR 78-57 W |
| Feb. 15 | * | at Tennessee | 4/16 63-76 L |
| Feb. 19 | * | ALABAMA | 4/25 90-81 W |
| Feb. 23 | * | LSU | 6/RV 71-66 W |
| Feb. 26 | * | at Arkansas | 6/18 73-75 L |
| M. 1 | * | OLE MISS | 7/NR 83-72 W |
| M. 5 | * | at Florida | 7/NR 71-63 W |

| SEC Tournament (Tampa) | | | |
|------------------------|---|----------------|--------------|
| Mar. 11 | 6 | vs. Vanderbilt | 5/NR 71-63 W |
| Mar. 12 | 6 | vs. Tennessee | 5/9 62-69 L |

| NCAA Tournament First/Second Rounds (Indianapolis) | | | |
|--|---|-------------------|--------------|
| Mar. 17 | 7 | vs. Saint Peter's | 7/NR 79-85 L |
| 2701-2263 | | | |

- 1 State Farm Champions Classic (Madison Square Garden | New York)
- 2 The Kentucky Classic (Rupp Arena | Lexington, Ky.)

- 3 Unity Series (Rupp Arena | Lexington, Ky.)
- 4 CBS Sports Classic (T-Mobile Arena | Las Vegas)
- 5 SEC/Big 12 Challenge (Allen Fieldhouse | Lawrence, Kan.)
- 6 Amalie Arena (Tampa, Fla.)
- 7 Gainbridge Fieldhouse (Indianapolis)

| LEADING SCORERS | | | |
|----------------------------------|--|--|------|
| Oscar Tshiebwe (6-9, Jr. F) | | | 17.4 |
| TyTy Washington Jr. (6-3, Fr. G) | | | 12.5 |
| Kellan Grady (6-5, Gr. G) | | | 11.4 |
| Keion Brooks Jr. (6-7, Jr. F) | | | 10.8 |
| Sahvir Wheeler (5-9, Jr. G) | | | 10.1 |

2022-23 (22-12, 12-6 SEC)

| RV AP, RV Coaches | | | |
|----------------------|---|----------------------|------------------|
| Coach: John Calipari | | | |
| Nov. 7 | | HOWARD | 4/NR 95-63 W |
| Nov. 11 | 1 | DUQUESNE | 4/NR 77-52 W |
| Nov. 15 | 2 | vs. Michigan State | 4/RV 77-86 L 2OT |
| Nov. 17 | 1 | SOUTH CAROLINA STATE | 4/NR 106-63 W |
| Nov. 20 | | at Gonzaga | 4/2 72-88 L |
| Nov. 23 | 1 | NORTH FLORIDA | 15/NR 96-56 W |
| Nov. 29 | | BELLARMINE | 19/NR 60-41 W |
| Dec. 4 | 3 | vs. Michigan | 19/RV 73-69 W |
| Dec. 10 | | YALE | 16/NR 69-59 W |
| Dec. 17 | 4 | vs. UCLA | 13/16 53-63 L |
| Dec. 21 | 5 | FLORIDA A&M | 19/NR 88-68 W |
| Dec. 28 | * | at Missouri | 19/RV 75-89 L |
| Dec. 31 | | LOUISVILLE | 19/NR 86-63 W |
| Jan. 3 | * | LSU | RV/RV 74-71 W |
| Jan. 7 | * | at Alabama | RV/7 52-78 L |
| Jan. 10 | * | SOUTH CAROLINA | NR/NR 68-71 L |
| Jan. 14 | * | at Tennessee | NR/5 63-56 W |
| Jan. 17 | * | GEORGIA | NR/NR 85-71 W |
| Jan. 21 | * | TEXAS A&M | NR/RV 76-67 W |
| Jan. 24 | * | at Vanderbilt | RV/NR 69-53 W |
| Jan. 28 | 6 | KANSAS | RV/9 68-77 L |
| Jan. 31 | * | at Ole Miss | NR/NR 75-66 W |
| Feb. 4 | * | FLORIDA | NR/NR 72-67 W |
| Feb. 7 | * | ARKANSAS | RV/RV 73-86 L |
| Feb. 11 | * | at Georgia | RV/NR 68-75 L |
| Feb. 15 | * | at Mississippi State | NR/NR 71-68 W |
| Feb. 18 | * | TENNESSEE | NR/10 66-54 W |
| Feb. 22 | * | at Florida | RV/NR 82-74 W |
| Feb. 25 | * | AUBURN | RV/NR 86-54 W |
| M. 1 | * | VANDERBILT | 23/NR 66-68 L |
| N. 4 | * | at Arkansas | 23/RV 88-79 W |

| SEC Tournament (Nashville) | | | |
|--|---|------------------|---------------|
| Mar. 10 | 7 | vs. Vanderbilt | 23/RV 73-80 L |
| NCAA Tournament First/Second Rounds (Greensboro) | | | |
| Mar. 17 | 8 | vs. Providence | RV/NR 61-53 W |
| Mar. 19 | 8 | vs. Kansas State | RV/15 69-75 L |
| 2532-2305 | | | |

- 1 Tribute Classic (Rupp Arena | Lexington, Ky.)
- 2 Champions Classic (Gainbridge Fieldhouse | Indianapolis)
- 3 London Showcase (O2 Arena | London, England)
- 4 CBS Sports Classic (Madison Square Garden | New York)
- 5 Unity Series (Rupp Arena | Lexington, Ky.)
- 6 SEC/Big 12 Challenge (Rupp Arena | Lexington, Ky.)
- 7 Bridgestone Arena (Nashville, Tenn.)
- 8 Greensboro Coliseum (Greensboro, N.C.)

| LEADING SCORERS | | | |
|-----------------------------|--|--|------|
| Oscar Tshiebwe (6-9, Sr. F) | | | 16.5 |
| Antonio Reeves (6-5, Sr. G) | | | 14.4 |
| Jacob Toppin (6-9, Sr. F) | | | 12.4 |
| Cason Wallace (6-4, Fr. G) | | | 11.7 |
| Sahvir Wheeler (5-9, Sr. G) | | | 7.7 |



SERIES RECORDS VS. OPPONENTS

| SCHOOL | W | L | LAST TIME | DATE |
|--------------------------|-----|----|-----------|------------|
| Abilene Christian | 1 | 0 | W, 79-44 | 3/21/2019 |
| Advent Memorial | 0 | 1 | L, 41-27 | 1/18/1909 |
| Air Force | 1 | 0 | W, 78-58 | 12/17/1965 |
| Akron | 2 | 0 | W, 83-64 | 11/28/1981 |
| Alabama | 116 | 41 | L, 78-52 | 1/7/2023 |
| Alaska Anchorage | 5 | 0 | W, 62-42 | 12/27/1999 |
| Albany | 2 | 0 | W, 88-61 | 11/22/2021 |
| Alcorn State | 1 | 0 | W, 94-63 | 1/2/2003 |
| Alumni | 4 | 0 | W, 62-25 | 12/7/1940 |
| American | 1 | 0 | W, 75-52 | 12/23/1997 |
| Appalachian State | 1 | 0 | W, 93-69 | 12/20/2008 |
| Arizona | 2 | 3 | L, 63-51 | 11/26/1999 |
| Arizona State | 5 | 0 | W, 115-69 | 11/28/2016 |
| Arkansas | 34 | 14 | W, 88-79 | 3/4/2023 |
| Arkansas-Little Rock | 1 | 0 | W, 73-51 | 1/23/2012 |
| Arkansas State | 1 | 0 | W, 75-6 | 1/8/1945 |
| Army | 1 | 0 | W, 80-65 | 12/21/1968 |
| Ashland YMCA | 2 | 0 | W, 30-19 | 12/20/1914 |
| Auburn | 97 | 23 | W, 86-54 | 2/25/2023 |
| Austin Peay | 5 | 0 | W, 90-69 | 12/19/2009 |
| Ball State | 1 | 0 | W, 73-53 | 11/23/2004 |
| Baylor | 7 | 2 | L, 67-62 | 12/6/2013 |
| Bellarmine | 1 | 0 | W, 73-69 | 11/29/2022 |
| Belmont | 1 | 0 | W, 93-80 | 12/21/2013 |
| Berea | 11 | 0 | W, 56-32 | 12/4/1944 |
| Bethany | 1 | 0 | W, 24-11 | 2/4/1911 |
| Boise State | 1 | 0 | W, 70-55 | 12/10/2013 |
| Boston University | 5 | 0 | W, 82-62 | 11/24/2015 |
| Bowling Green | 2 | 1 | L, 56-54 | 12/16/1988 |
| Bradley | 3 | 0 | W, 79-58 | 11/30/1979 |
| Buffalo | 2 | 0 | W, 95-75 | 3/17/2018 |
| Butler | 4 | 0 | W, 90-53 | 11/27/1982 |
| BYU | 3 | 0 | W, 79-58 | 3/17/1984 |
| California | 2 | 0 | W, 89-71 | 11/28/1988 |
| Campbell | 1 | 0 | W, 82-50 | 12/29/2004 |
| Canisius | 3 | 0 | W, 93-69 | 11/13/2016 |
| Carnegie Tech | 2 | 0 | W, 61-14 | 12/28/1943 |
| Centenary | 3 | 1 | W, 70-18 | 12/27/1940 |
| Central ^A | 7 | 9 | W, 52-10 | 2/1/1912 |
| Central Arkansas | 1 | 0 | W, 67-40 | 11/6/2007 |
| Central Michigan | 3 | 0 | W, 85-57 | 11/29/2021 |
| Centre ^A | 18 | 10 | W, 47-11 | 2/13/1929 |
| Chaminade | 1 | 0 | W, 89-57 | 11/26/1985 |
| Charlotte | 2 | 0 | W, 84-81 | 12/19/1987 |
| Chattanooga | 12 | 0 | W, 87-62 | 12/17/2011 |
| Chicago | 2 | 0 | W, 42-16 | 1/2/1935 |
| Christ Church | 0 | 4 | L, 30-19 | 3/1/1913 |
| Cincinnati | 28 | 10 | W, 64-51 | 3/21/2015 |
| Cincinnati YMCA | 0 | 2 | L, 38-9 | 1/27/1906 |
| City College of New York | 0 | 1 | L, 89-50 | 3/14/1950 |
| Clemson | 12 | 4 | W, 76-61 | 11/29/1997 |
| Cleveland State | 3 | 0 | W, 101-70 | 11/23/2016 |
| College of Charleston | 2 | 0 | W, 77-61 | 11/28/2006 |
| Colorado | 1 | 0 | W, 64-52 | 11/26/1998 |
| Columbia | 2 | 0 | W, 56-46 | 12/10/2014 |
| Coppin State | 2 | 0 | W, 91-61 | 12/28/2010 |
| Cornell | 1 | 1 | W, 62-45 | 3/25/2010 |
| Creighton | 8 | 4 | W, 65-63 | 3/23/2009 |
| Cumberland | 4 | 1 | W, 37-21 | 1/15/1921 |
| Dartmouth | 3 | 1 | W, 102-77 | 12/21/1973 |
| Davidson | 2 | 0 | W, 78-73 | 3/15/2018 |
| Dayton | 3 | 2 | L, 68-66 | 11/29/1999 |

| SCHOOL | W | L | LAST TIME | DATE |
|----------------------|-----|----|-----------|------------|
| Delaware State | 1 | 0 | W, 71-42 | 11/22/2008 |
| DePaul | 18 | 3 | W, 87-81 | 11/20/2006 |
| DePauw | 1 | 3 | W, 38-35 | 2/4/1944 |
| Detroit Mercy | 1 | 1 | W, 83-46 | 12/7/1982 |
| Drexel | 1 | 0 | W, 88-44 | 11/21/2009 |
| Duke | 12 | 11 | L, 79-71 | 11/9/2021 |
| Duquesne | 3 | 0 | W, 77-52 | 11/11/2022 |
| East Carolina | 1 | 0 | W, 86-52 | 12/20/1985 |
| East Tennessee State | 5 | 0 | W, 78-61 | 11/17/2017 |
| Eastern Kentucky | 13 | 0 | W, 91-49 | 11/8/2019 |
| Eastern Michigan | 2 | 0 | W, 81-63 | 11/27/2013 |
| Evansville | 0 | 1 | L, 67-64 | 11/12/2019 |
| Fairleigh Dickinson | 1 | 0 | W, 83-52 | 12/7/2019 |
| FIU | 1 | 0 | W, 92-49 | 12/31/2007 |
| Florida | 109 | 41 | W, 82-74 | 2/22/2023 |
| Florida A&M | 2 | 0 | W, 88-68 | 12/21/2022 |
| Florida Atlantic | 1 | 0 | W, 76-69 | 12/27/2008 |
| Florida State | 6 | 2 | W, 106-81 | 3/27/1993 |
| Fort Benning | 1 | 0 | W, 81-25 | 1/7/1946 |
| Fort Knox | 7 | 0 | W, 80-41 | 12/1/1947 |
| Fort Wayne | 1 | 0 | W, 86-67 | 11/22/2017 |
| Furman | 1 | 0 | W, 104-73 | 12/19/1989 |
| Gardner-Webb | 0 | 1 | L, 68-84 | 11/7/2007 |
| George Washington | 1 | 0 | W, 70-55 | 11/24/1997 |
| Georgetown (Ky.) | 35 | 15 | W, 39-19 | 12/2/1938 |
| Georgetown | 0 | 2 | L, 53-40 | 3/31/1984 |
| Georgia | 131 | 28 | L, 75-68 | 2/11/2023 |
| Georgia State | 2 | 0 | W, 73-46 | 12/6/2005 |
| Georgia Tech | 57 | 16 | L, 79-62 | 12/6/2020 |
| Gonzaga | 1 | 1 | L, 88-72 | 11/20/2022 |
| Grand Canyon | 1 | 0 | W, 84-45 | 11/14/2014 |
| Great Lakes | 0 | 2 | L, 53-39 | 3/6/1943 |
| Hampton | 1 | 0 | W, 79-56 | 3/19/2015 |
| Hardin-Simmons | 1 | 0 | W, 83-55 | 12/1/1965 |
| Hartford | 1 | 0 | W, 104-61 | 12/29/2009 |
| Harvard | 1 | 0 | W, 79-70 | 12/2/2017 |
| Hawaii | 2 | 0 | W, 86-59 | 11/28/1987 |
| High Point | 4 | 0 | W, 92-48 | 12/31/2001 |
| Hofstra | 1 | 0 | W, 96-73 | 12/11/2016 |
| Holy Cross | 3 | 0 | W, 72-68 | 3/15/2001 |
| Houston | 4 | 1 | W, 62-58 | 3/29/2019 |
| Howard | 1 | 0 | W, 95-63 | 11/7/2022 |
| Idaho | 2 | 0 | W, 91-35 | 12/17/1955 |
| Illinois | 11 | 4 | W, 54-51 | 3/24/1984 |
| Illinois State | 1 | 0 | W, 75-63 | 11/30/2015 |
| Indiana | 32 | 25 | L, 73-67 | 3/19/2016 |
| Indiana Central | 4 | 0 | W, 94-61 | 12/3/1949 |
| Iona | 6 | 0 | W, 73-67 | 12/23/2005 |
| Iowa | 5 | 3 | L, 67-63 | 11/21/2005 |
| Iowa State | 3 | 0 | W, 87-71 | 3/17/2012 |
| IUPUI | 1 | 0 | W, 95-64 | 3/21/2003 |
| Jacksonville | 1 | 1 | W, 107-91 | 12/18/1981 |
| Jacksonville State | 1 | 0 | W, 91-48 | 11/21/2000 |
| Kansas | 24 | 11 | L, 77-68 | 1/28/2023 |
| Kansas State | 9 | 2 | L, 75-69 | 3/19/2023 |
| Kent State | 1 | 0 | W, 82-68 | 11/28/2001 |
| Kentucky State | 1 | 0 | W, 118-63 | 12/15/2001 |
| *Kentucky Wesleyan | 8 | 2 | W, 57-18 | 12/10/1938 |
| Lafayette | 1 | 0 | W, 101-49 | 11/16/2012 |
| Lamar | 4 | 0 | W, 81-56 | 11/24/2019 |
| LaSalle | 3 | 0 | W, 109-77 | 12/2/1978 |
| Lexington High | 1 | 1 | L, 36-29 | 1/13/1911 |

| SCHOOL | W | L | LAST TIME | DATE |
|--------------------------|-----|----|--------------------------|------------|
| Lexington YMCA | 2 | 5 | L, 27-25 | 1/24/1913 |
| Liberty | 2 | 0 | W, 80-54 | 11/21/2007 |
| Lipscomb | 2 | 0 | W, 88-50 | 12/15/2012 |
| LIU Brooklyn | 3 | 1 | W, 104-75 | 11/23/2012 |
| Long Beach State | 1 | 0 | W, 86-73 | 12/23/2009 |
| Longwood | 1 | 0 | W, 91-57 | 11/24/2008 |
| Louisiana | 0 | 1 | L, 116-113 ^{OT} | 3/5/1990 |
| Louisville | 38 | 17 | W, 86-63 | 12/31/2022 |
| Louisville Coliseum | 1 | 1 | L, 30-18 | 2/22/1908 |
| Louisville YMCA | 1 | 0 | W, 30-21 | 1/17/1914 |
| Louisville YMHA | 1 | 0 | W, 59-12 | 1/31/1914 |
| Loyola (Ill.) | 4 | 3 | L, 100-91 | 3/14/1964 |
| Loyola (La.) | 1 | 0 | W, 86-64 | 12/30/1963 |
| Loyola (Md.) | 1 | 0 | W, 87-63 | 12/22/2011 |
| LSU | 93 | 28 | W, 74-71 | 1/3/2023 |
| Maine | 1 | 0 | W, 100-54 | 12/30/1980 |
| Marietta | 2 | 2 | L, 27-23 | 3/4/1916 |
| Marist | 1 | 0 | W, 108-58 | 11/11/2011 |
| Marquette | 7 | 7 | L, 66-74 | 3/20/2008 |
| Marshall | 12 | 0 | W, 82-54 | 12/22/2012 |
| Maryland | 8 | 5 | W, 72-69 | 11/9/2012 |
| Maryville | 5 | 0 | W, 53-14 | 12/13/1940 |
| Memphis | 0 | 1 | L, 80-63 | 11/22/2006 |
| Mercer | 2 | 1 | W, 82-51 | 11/19/1998 |
| Mexico | 3 | 0 | W, 56-26 | 1/24/1942 |
| Mexico YMCA | 1 | 0 | W, 25-14 | 1/8/1924 |
| Miami (Fla.) | 2 | 1 | L, 67-73 | 12/6/2008 |
| Miami (Ohio) | 32 | 4 | W, 72-70 | 11/16/2009 |
| Michigan | 6 | 2 | W, 73-69 | 12/4/2022 |
| Michigan State | 14 | 12 | L, 86-77 ^{OT} | 11/15/2022 |
| Middle Tennessee | 0 | 1 | L, 50-44 | 3/11/1982 |
| Minnesota | 4 | 1 | W, 78-69 | 3/29/1997 |
| Mississippi State | 101 | 21 | W, 71-68 | 2/15/2023 |
| Mississippi Valley State | 3 | 0 | W, 85-60 | 12/18/2010 |
| Missouri | 14 | 3 | L, 89-75 | 12/28/2022 |
| Monmouth | 2 | 0 | W, 90-44 | 11/28/2018 |
| Montana | 1 | 0 | W, 81-69 | 3/13/1997 |
| Montana State | 1 | 0 | W, 86-28 | 11/23/2014 |
| Moores Hill | 1 | 0 | W, 32-11 | 2/14/1906 |
| Morehead State | 11 | 0 | W, 81-45 | 11/25/2020 |
| Mount St. Mary's | 3 | 0 | W, 80-55 | 11/16/2021 |
| Navy | 3 | 1 | W, 80-69 | 1/25/1987 |
| NC State | 3 | 1 | L, 54-51 | 2/2/1986 |
| Nebraska | 2 | 1 | W, 85-60 | 12/15/1972 |
| New Albany YMCA | 0 | 1 | L, 29-12 | 2/12/1906 |
| New Mexico State | 1 | 0 | W, 82-60 | 3/12/1999 |
| New York U. | 0 | 2 | L, 41-28 | 1/8/1936 |
| Niagara | 1 | 0 | W, 67-61 | 3/13/1976 |
| NJIT | 1 | 0 | W, 87-57 | 11/14/2015 |
| North Carolina | 17 | 25 | W, 98-69 | 12/18/2021 |
| North Dakota | 1 | 0 | W, 96-58 | 11/14/2018 |
| North Florida | 2 | 0 | W, 96-56 | 11/23/2022 |
| Northern Colorado | 1 | 0 | W, 106-73 | 12/1/1959 |
| Northern Kentucky | 2 | 0 | W, 79-70 | 3/17/2017 |
| Northwestern | 7 | 1 | L, 89-77 | 12/1/1975 |
| Northwestern State | 1 | 1 | L, 85-82 | 12/7/1988 |
| Notre Dame | 43 | 21 | L, 66-62 | 12/11/2021 |
| Oglethorpe | 1 | 0 | W, 81-12 | 12/13/1934 |
| Ohio | 15 | 1 | W, 77-59 | 11/19/2021 |
| Ohio State | 11 | 10 | L, 71-65 | 12/21/2019 |
| Ohio Wesleyan | 0 | 1 | L, 37-19 | 2/9/1911 |
| Oklahoma | 3 | 0 | W, 76-64 | 11/22/2010 |
| Oklahoma State | 3 | 1 | W, 90-65 | 12/21/1974 |
| Old Dominion | 2 | 0 | W, 62-52 | 11/20/2011 |
| Ole Miss | 110 | 14 | W, 75-66 | 1/31/2023 |

| SCHOOL | W | L | LAST TIME | DATE |
|----------------------|----|----|------------------------|------------|
| Oregon | 1 | 0 | W, 95-68 | 12/16/1972 |
| Oregon State | 3 | 0 | W, 82-74 | 12/20/1975 |
| Otterbein | 0 | 1 | L, 41-27 | 2/10/1911 |
| Pennsylvania | 5 | 0 | W, 86-62 | 1/3/2011 |
| Penn State | 3 | 1 | W, 85-47 | 11/19/2011 |
| Pepperdine | 1 | 0 | W, 88-56 | 12/21/1985 |
| Phillips Oilers | 0 | 1 | L, 53-49 | 3/31/1948 |
| Pittsburgh | 4 | 2 | L, 68-56 | 11/27/1998 |
| Portland | 4 | 0 | W, 74-46 | 12/8/2012 |
| Portland State | 1 | 0 | W, 114-88 | 12/16/1977 |
| Princeton | 3 | 1 | W, 59-57 | 3/17/2011 |
| Providence | 4 | 0 | W, 61-53 | 3/17/2023 |
| Purdue | 6 | 2 | W, 89-75 | 12/3/1997 |
| Radford | 1 | 0 | W, 88-40 | 11/23/2011 |
| Rhode Island | 1 | 0 | W, 46-45 | 3/20/1946 |
| Richmond | 0 | 1 | L, 76-64 | 11/29/2020 |
| Rider | 3 | 0 | W, 92-63 | 11/21/2009 |
| Robert Morris | 3 | 1 | W, 100-60 | 11/12/2011 |
| Rose Polytechnic | 1 | 1 | W, 33-12 | 1/30/1917 |
| Rutgers | 1 | 0 | W, 60-54 | 12/28/1992 |
| Saint Louis | 8 | 9 | W, 88-61 | 3/15/1998 |
| Saint Peter's | 0 | 1 | L, 85-79 ^{OT} | 3/17/2022 |
| Sam Houston State | 1 | 0 | W, 102-92 | 11/19/2009 |
| Samford | 2 | 0 | W, 88-56 | 12/4/2012 |
| San Diego | 0 | 1 | L, 72-81 | 12/29/2007 |
| San Francisco | 1 | 0 | W, 110-83 | 12/28/1993 |
| San Jose State | 1 | 0 | W, 110-72 | 3/14/1996 |
| Santa Clara | 1 | 0 | W, 74-60 | 12/19/2006 |
| Seattle | 1 | 0 | W, 84-72 | 3/22/1958 |
| Seton Hall | 1 | 2 | L, 84-83 ^{OT} | 12/8/2018 |
| Sewanee | 6 | 0 | W, 60-15 | 2/15/1934 |
| South Carolina | 54 | 14 | L, 71-68 | 1/10/2023 |
| South Carolina State | 2 | 0 | W, 106-63 | 11/17/2022 |
| South Dakota State | 1 | 0 | W, 71-54 | 11/13/2005 |
| Southern | 1 | 0 | W, 76-64 | 12/7/2021 |
| Southern Cal | 0 | 3 | L, 80-76 | 3/22/2001 |
| Southern Illinois | 1 | 0 | W, 71-59 | 11/9/2018 |
| South Florida | 1 | 0 | W, 84-63 | 11/27/2015 |
| SMU | 3 | 2 | L, 56 | |



| | | | | | | | | | |
|---------------------------------------|-------|---------------------------------------|----------------------------|---------------------------|-------|------------------------------------|--------|--------------------------------|-----|
| Wright State | 3-0 | METRO (20-5) | NORTHEAST (10-1) | Oglethorpe | 1-0 | Tulane | 4-1 | Florida Atlantic | 1-0 |
| INDEPENDENT (216-77) | | Cincinnati | 5-0 | Fairleigh Dickinson | 1-0 | UNC Greensboro | 1-0 | Georgia State | 2-0 |
| Air Force | 1-0 | Florida State | 3-0 | LIU Brooklyn | 1-0 | Vanderbilt | 9-3 | Jacksonville | 1-0 |
| Army | 1-0 | Georgia Tech | 1-0 | Mount St. Mary's | 3-0 | Virginia | 2-1 | Troy | 1-0 |
| Bowling Green | 1-0 | Louisville | 9-5 | Rider | 2-0 | Virginia Tech | 2-1 | UT Arlington | 2-0 |
| Butler | 2-0 | Tulane | 2-0 | Robert Morris | 3-1 | VMI | 6-2 | UAB | 1-1 |
| Cincinnati | 10-4 | METRO ATLANTIC ATHLETIC (12-1) | OHIO ATHLETIC (7-4) | Tufts | 1-0 | Wake Forest | 1-0 | Western Kentucky | 4-1 |
| Dayton | 3-1 | Canisius | 3-0 | Cincinnati | 7-4 | Washington & Lee | 12-1 | WEST COAST (9-2) | |
| DePaul | 17-3 | Iona | 4-0 | OHIO VALLEY (46-2) | | Western Carolina | 2-0 | Gonzaga | 1-1 |
| Detroit Mercy | 0-1 | Loyola (Md.) | 1-0 | Akron | 2-0 | West Virginia | 3-2 | Pepperdine | 1-0 |
| Florida State | 2-2 | Marist | 2-0 | Austin Peay | 5-0 | Wofford | 1-0 | Portland | 4-0 |
| Georgetown | 0-1 | Monmouth | 1-0 | Belmont | 1-0 | SOUTHEASTERN (1,178-333) | | San Diego | 0-1 |
| Holy Cross | 2-0 | Rider | 1-0 | Eastern Kentucky | 13-0 | Alabama | 115-38 | San Francisco | 1-0 |
| Iona | 1-0 | Saint Peter's | 0-1 | Marshall | 2-0 | Arkansas | 30-14 | Santa Clara | 1-0 |
| Jacksonville | 0-1 | METROPOLITAN NEW YORK (8-5) | | Middle Tennessee | 0-1 | Auburn | 95-23 | UNLV | 1-0 |
| LaSalle | 3-0 | City College of New York | 0-1 | Morehead State | 11-0 | Florida | 107-41 | WESTERN ATHLETIC (16-1) | |
| LIU Brooklyn | 2-1 | New York | 1-0 | UT Martin | 2-0 | Georgia | 125-23 | Arizona | 1-0 |
| Longwood | 1-0 | St. John's | 8-3 | Tennessee State | 5-0 | Georgia Tech | 42-10 | BYU | 2-0 |
| Louisville | 8-3 | MID-AMERICAN (41-2) | | Tennessee Tech | 5-0 | LSU | 93-28 | Hawaii | 2-0 |
| Loyola (Ill.) | 4-3 | Ball State | 1-0 | Western Kentucky | 0-1 | Mississippi State | 92-19 | Grand Canyon | 1-0 |
| Loyola (La.) | 1-0 | Bowling Green | 1-1 | OTHER (169-73-1) | | Missouri | 10-3 | TCU | 1-0 |
| Marquette | 7-4 | Buffalo | 2-0 | Alaska-Anchorage | 5-0 | Ole Miss | 106-12 | Tulsa | 2-0 |
| Marshall | 4-0 | Michigan | 2-0 | Advent Memorial | 0-1 | South Carolina | 46-13 | Utah | 4-1 |
| Miami (Fla.) | 1-0 | Central Michigan | 1-0 | Alumni | 4-0 | Tennessee | 133-60 | Utah Valley | 2-0 |
| Miami (Ohio) | 5-4 | Cincinnati | 3-0 | Arkansas State | 1-0 | Texas A&M | 11-3 | Wyoming | 1-0 |
| Michigan State | 8-4 | Eastern Michigan | 2-0 | Ashland YMCA | 2-0 | Tulane | 33-4 | YANKEE (1-0) | |
| Navy | 2-1 | Kent State | 1-0 | Berea | 11-0 | Vanderbilt | 141-41 | Rhode Island | 1-0 |
| New York | 0-1 | Miami (Ohio) | 17-0 | Bethany | 1-0 | SOUTHLAND (8-1) | | | |
| Niagara | 1-0 | Ohio | 10-1 | Carnegie Tech | 2-0 | Abilene Christian | 1-0 | | |
| Notre Dame | 34-17 | Toledo | 1-0 | Centenary | 3-1 | Central Arkansas | 1-0 | | |
| Penn State | 2-0 | MID-EASTERN ATHLETIC (9-0) | | Central | 7-9 | Lamar | 3-0 | | |
| Portland State | 1-0 | Coppin State | 2-0 | Centre | 18-10 | Northwestern State | 0-1 | | |
| Providence | 1-0 | Delaware State | 1-0 | Chaminade | 1-0 | Sam Houston State | 1-0 | | |
| Seattle | 1-0 | Florida A&M | 2-0 | Chattanooga | 9-0 | Stephen F. Austin | 1-0 | | |
| South Carolina | 4-0 | Hampton | 1-0 | Chicago | 2-0 | Texas State | 1-0 | | |
| South Dakota State | 1-0 | Howard | 1-0 | Christ Church | 0-4 | SOUTHWEST (21-3) | | | |
| St. John's | 1-0 | South Carolina State | 2-0 | Cincinnati YMCA | 0-2 | Arkansas | 4-0 | | |
| St. Joseph's | 1-0 | MISSOURI VALLEY (29-15) | | Cumberland | 4-1 | Baylor | 6-0 | | |
| Syracuse | 4-0 | Bradley | 3-0 | DePauw | 1-3 | Houston | 1-0 | | |
| Temple | 14-4 | Creighton | 8-4 | Fort Benning | 1-0 | SMU | 3-2 | | |
| Tennessee | 12-11 | Evansville | 0-1 | Fort Knox | 7-0 | Texas A&M | 2-1 | | |
| Utah State | 1-0 | Houston | 1-0 | Georgetown (Ky.) | 35-15 | TCU | 1-0 | | |
| UTEP | 0-1 | Illinois State | 1-0 | Great Lakes | 0-2 | Texas Tech | 4-0 | | |
| Vanderbilt | 5-5 | Oklahoma State | 2-1 | Hardin-Simmons | 1-0 | SOUTHWESTERN ATHLETIC (6-0) | | | |
| Villanova | 2-0 | Saint Louis | 7-9 | Indiana Central | 4-0 | Alcorn State | 1-0 | | |
| Wabash | 0-1 | Southern Illinois | 1-0 | Kentucky State | 1-0 | Mississippi Valley State | 3-0 | | |
| Washington (St. Louis) | 1-0 | Tulsa | 3-0 | Kentucky Wesleyan | 8-2-1 | Southern | 1-0 | | |
| West Virginia | 7-2 | Wichita State | 2-0 | Lexington High | 1-1 | Texas Southern | 1-0 | | |
| Xavier | 37-2 | Washington (St. Louis) | 1-0 | Lexington YMCA | 2-5 | SUMMIT LEAGUE (5-0) | | | |
| INDIANA COLLEGIATE (1-0) | | MOUNTAIN STATES (4-1) | | Louisville Coliseum | 1-1 | Fort Wayne | 1-0 | | |
| Butler | 1-0 | BYU | 1-0 | Louisville YMCA | 1-0 | IUPUI | 1-0 | | |
| IVY (17-3) | | Utah | 2-1 | Louisville YMHA | 1-0 | North Dakota | 1-0 | | |
| Columbia | 2-0 | Wyoming | 1-0 | Marietta | 2-2 | Valparaiso | 1-0 | | |
| Cornell | 1-1 | MOUNTAIN WEST (5-0) | | Maryville | 5-0 | Wright State | 1-0 | | |
| Dartmouth | 3-1 | Boise State | 1-0 | Mercer | 1-1 | SUN BELT (16-2) | | | |
| Harvard | 1-0 | UNLV | 1-0 | Mexico | 3-0 | Arkansas-Little Rock | 1-0 | | |
| Pennsylvania | 5-0 | Utah | 3-0 | Mexico YMCA | 1-0 | Charlotte | 2-0 | | |
| Princeton | 3-1 | OHIO ATHLETIC (7-4) | | Moore's Hill | 1-0 | FIU | 1-0 | | |
| Yale | 2-0 | Cincinnati | 7-4 | New Albany YMCA | 0-1 | | | | |
| KENTUCKY INTERCOLLEGIATE (1-0) | | OHIO VALLEY (46-2) | | Northern Colorado | 1-0 | | | | |
| Louisville | 1-0 | Akron | 2-0 | Ohio Wesleyan | 0-1 | | | | |
| | | Austin Peay | 5-0 | | | | | | |
| | | Belmont | 1-0 | | | | | | |
| | | Eastern Kentucky | 13-0 | | | | | | |
| | | Marshall | 2-0 | | | | | | |
| | | Middle Tennessee | 0-1 | | | | | | |
| | | Morehead State | 11-0 | | | | | | |
| | | UT Martin | 2-0 | | | | | | |
| | | Tennessee State | 5-0 | | | | | | |
| | | Tennessee Tech | 5-0 | | | | | | |
| | | Western Kentucky | 0-1 | | | | | | |
| | | OTHER (169-73-1) | | | | | | | |
| | | Alaska-Anchorage | 5-0 | | | | | | |
| | | Advent Memorial | 0-1 | | | | | | |
| | | Alumni | 4-0 | | | | | | |
| | | Arkansas State | 1-0 | | | | | | |
| | | Ashland YMCA | 2-0 | | | | | | |
| | | Berea | 11-0 | | | | | | |
| | | Bethany | 1-0 | | | | | | |
| | | Carnegie Tech | 2-0 | | | | | | |
| | | Centenary | 3-1 | | | | | | |
| | | Central | 7-9 | | | | | | |
| | | Centre | 18-10 | | | | | | |
| | | Chaminade | 1-0 | | | | | | |
| | | Chattanooga | 9-0 | | | | | | |
| | | Chicago | 2-0 | | | | | | |
| | | Christ Church | 0-4 | | | | | | |
| | | Cincinnati YMCA | 0-2 | | | | | | |
| | | Cumberland | 4-1 | | | | | | |
| | | DePauw | 1-3 | | | | | | |
| | | Fort Benning | 1-0 | | | | | | |
| | | Fort Knox | 7-0 | | | | | | |
| | | Georgetown (Ky.) | 35-15 | | | | | | |
| | | Great Lakes | 0-2 | | | | | | |
| | | Hardin-Simmons | 1-0 | | | | | | |
| | | Indiana Central | 4-0 | | | | | | |
| | | Kentucky State | 1-0 | | | | | | |
| | | Kentucky Wesleyan | 8-2-1 | | | | | | |
| | | Lexington High | 1-1 | | | | | | |
| | | Lexington YMCA | 2-5 | | | | | | |
| | | Louisville Coliseum | 1-1 | | | | | | |
| | | Louisville YMCA | 1-0 | | | | | | |
| | | Louisville YMHA | 1-0 | | | | | | |
| | | Marietta | 2-2 | | | | | | |
| | | Maryville | 5-0 | | | | | | |
| | | Mercer | 1-1 | | | | | | |
| | | Mexico | 3-0 | | | | | | |
| | | Mexico YMCA | 1-0 | | | | | | |
| | | Moore's Hill | 1-0 | | | | | | |
| | | New Albany YMCA | 0-1 | | | | | | |
| | | Northern Colorado | 1-0 | | | | | | |
| | | Ohio Wesleyan | 0-1 | | | | | | |
| | | PAC 12 (24-15) | | | | | | | |
| | | Arizona | 1-3 | | | | | | |
| | | Arizona State | 5-0 | | | | | | |
| | | California | 2-0 | | | | | | |
| | | Oregon | 1-0 | | | | | | |
| | | Oregon State | 3-0 | | | | | | |
| | | Southern Cal | 0-3 | | | | | | |
| | | Stanford | 3-0 | | | | | | |
| | | UCLA | 5-8 | | | | | | |
| | | Utah | 1-1 | | | | | | |
| | | Washington | 2-0 | | | | | | |
| | | Washington State | 1-0 | | | | | | |
| | | PAC 12 (24-15) | | | | | | | |
| | | Arizona | 1-3 | | | | | | |
| | | Arizona State | 5-0 | | | | | | |
| | | California | 2-0 | | | | | | |
| | | Oregon | 1-0 | | | | | | |
| | | Oregon State | 3-0 | | | | | | |
| | | Southern Cal | 0-3 | | | | | | |
| | | Stanford | 3-0 | | | | | | |
| | | UCLA | 5-8 | | | | | | |
| | | Utah | 1-1 | | | | | | |
| | | Washington | 2-0 | | | | | | |
| | | Washington State | 1-0 | | | | | | |
| | | PAC 12 (24-15) | | | | | | | |
| | | Arizona | 1-3 | | | | | | |
| | | Arizona State | 5-0 | | | | | | |
| | | California | 2-0 | | | | | | |
| | | Oregon | 1-0 | | | | | | |
| | | Oregon State | 3-0 | | | | | | |
| | | Southern Cal | 0-3 | | | | | | |
| | | Stanford | 3-0 | | | | | | |
| | | UCLA | 5-8 | | | | | | |
| | | Utah | 1-1 | | | | | | |
| | | Washington | 2-0 | | | | | | |
| | | Washington State | 1-0 | | | | | | |
| | | PAC 12 (24-15) | | | | | | | |
| | | Arizona | 1-3 | | | | | | |
| | | Arizona State | 5-0 | | | | | | |
| | | California | 2-0 | | | | | | |
| | | Oregon | 1-0 | | | | | | |
| | | Oregon State | 3-0 | | | | | | |
| | | Southern Cal | 0-3 | | | | | | |
| | | Stanford | 3-0 | | | | | | |
| | | UCLA | 5-8 | | | | | | |
| | | Utah | 1-1 | | | | | | |
| | | Washington | 2-0 | | | | | | |
| | | Washington State | 1-0 | | | | | | |
| | | PAC 12 (24-15) | | | | | | | |
| | | Arizona | 1-3 | | | | | | |
| | | Arizona State | 5-0 | | | | | | |
| | | California | 2-0 | | | | | | |
| | | Oregon | 1-0 | | | | | | |
| | | Oregon State | 3-0 | | | | | | |
| | | Southern Cal | 0-3 | | | | | | |
| | | Stanford | 3-0 | | | | | | |
| | | UCLA | 5-8 | | | | | | |
| | | Utah | 1-1 | | | | | | |
| | | Washington | 2-0 | | | | | | |
| | | Washington State | 1-0 | | | | | | |
| | | PAC 12 (24-15) | | | | | | | |
| | | Arizona | 1-3 | | | | | | |
| | | Arizona State | 5-0 | | | | | | |
| | | California | 2-0 | | | | | | |
| | | Oregon | 1-0 | | | | | | |
| | | Oregon State | 3-0 | | | | | | |
| | | Southern Cal | 0-3 | | | | | | |
| | | Stanford | 3-0 | | | | | | |
| | | UCLA | 5-8 | | | | | | |
| | | Utah | 1-1 | | | | | | |
| | | Washington | 2-0 | | | | | | |
| | | Washington State | 1-0 | | | | | | |
| | | PAC 12 (24-15) | | | | | | | |
| | | Arizona | 1-3 | | | | | | |
| | | Arizona State | 5-0 | | | | | | |
| | | California | 2-0 | | | | | | |
| | | Oregon | 1-0 | | | | | | |
| | | Oregon State | 3-0 | | | | | | |
| | | Southern Cal | 0-3 | | | | | | |
| | | Stanford | 3-0 | | | | | | |
| | | UCLA | 5-8 | | | | | | |
| | | Utah | 1-1 | | | | | | |
| | | Washington | 2-0 | | | | | | |

SCORES VS. ALL OPPONENTS
ABILENE CHRISTIAN (UK LEADS, 1-0)

| Season | Score | Site |
|---|----------|-----------------------|
| 2019: | W, 79-44 | at Jacksonville, Fla. |
| <i>at Neutral Sites: UK leads, 1-0</i> | | |
| <i>at Jacksonville, Fla.: UK leads, 1-0</i> | | |

ADVENT MEMORIAL (AM LEADS, 1-0)

| Season | Score | Site |
|---|----------|-----------------------|
| 1909: | L, 41-27 | at Walnut Hills, Ohio |
| <i>at Walnut Hills, Ohio: AM leads, 1-0</i> | | |

AIR FORCE (UK LEADS, 1-0)

| Season | Score | Site |
|------------------------------------|----------|--------------|
| 1966: | W, 78-58 | at Lexington |
| <i>at Lexington: UK leads, 1-0</i> | | |

AKRON (UK LEADS, 2-0)

| Season | Score | Site |
|--|----------|---------------|
| 1937: | W, 32-22 | at Cincinnati |
| 1982: | W, 83-64 | at Lexington |
| <i>at Lexington: UK leads, 1-0</i> | | |
| <i>at Neutral Sites: UK leads, 1-0</i> | | |
| <i>at Cincinnati: UK leads, 1-0</i> | | |

ALABAMA (UK LEADS, 116-41)

| Season | Score | Site |
|--------|-----------|---------------------|
| 1923: | L, 45-35 | at Lexington |
| 1925: | L, 24-13 | at Tuscaloosa, Ala. |
| 1926: | W, 27-16 | at Lexington |
| 1929: | L, 27-26 | at Lexington |
| 1932: | W, 50-22 | at Lexington |
| 1933: | W, 35-21 | at Birmingham, Ala. |
| 1934: | W, 33-28 | at Birmingham, Ala. |
| 1935: | W, 26-21 | at Lexington |
| 1935: | W, 33-26 | at Birmingham, Ala. |
| 1936: | W, 25-16 | at Lexington |
| 1936: | W, 32-30 | at Tuscaloosa, Ala. |
| 1937: | W, 40-34 | at Lexington |
| 1937: | W, 38-27 | at Birmingham, Ala. |
| 1938: | L, 34-31 | at Lexington |
| 1938: | W, 57-31 | at Birmingham, Ala. |
| 1939: | W, 28-21 | at Lexington |
| 1939: | L, 41-38 | at Birmingham, Ala. |
| 1940: | W, 45-27 | at Lexington |
| 1940: | L, 36-32 | at Birmingham, Ala. |
| 1941: | W, 83-64 | at Lexington |
| 1941: | W, 38-36 | at Tuscaloosa, Ala. |
| 1941: | W, 46-38 | at Lexington |
| 1941: | W, 39-37 | at Louisville (SEC) |
| 1942: | L, 41-35 | at Tuscaloosa, Ala. |
| 1942: | W, 50-34 | at Lexington |
| 1942: | W, 36-34 | at Louisville (SEC) |
| 1943: | L, 41-32 | at Tuscaloosa, Ala. |
| 1943: | W, 67-41 | at Lexington |
| 1945: | W, 52-41 | at Louisville (SEC) |
| 1946: | W, 59-30 | at Louisville (SEC) |
| 1947: | W, 48-37 | at Tuscaloosa, Ala. |
| 1947: | W, 63-33 | at Lexington |
| 1948: | W, 41-31 | at Tuscaloosa, Ala. |
| 1948: | W, 63-33 | at Lexington |
| 1949: | W, 56-40 | at Tuscaloosa, Ala. |
| 1949: | W, 74-32 | at Lexington |
| 1950: | W, 66-64 | at Tuscaloosa, Ala. |
| 1950: | W, 77-57 | at Lexington |
| 1951: | W, 65-48 | at Lexington |
| 1952: | W, 71-67 | at Tuscaloosa, Ala. |
| 1954: | W, 68-43 | at Tuscaloosa, Ala. |
| 1955: | W, 66-52 | at Lexington |
| 1956: | L, 101-77 | at Montgomery, Ala. |
| 1957: | W, 79-60 | at Lexington |
| 1958: | W, 45-43 | at Montgomery, Ala. |
| 1959: | W, 39-32 | at Lexington |

| | | |
|-------|------------|---------------------------|
| 1960: | W, 75-55 | at Montgomery, Ala. |
| 1961: | W, 80-53 | at Lexington |
| 1962: | W, 73-65 | at Tuscaloosa, Ala. |
| 1963: | W, 80-63 | at Lexington |
| 1964: | L, 65-59 | at Tuscaloosa, Ala. |
| 1965: | L, 75-71 | at Tuscaloosa, Ala. |
| 1965: | W, 78-72 | at Lexington |
| 1966: | W, 82-62 | at Lexington |
| 1966: | W, 90-67 | at Tuscaloosa, Ala. |
| 1967: | L, 81-71 | at Tuscaloosa, Ala. |
| 1967: | W, 110-78 | at Lexington |
| 1968: | W, 84-76 | at Tuscaloosa, Ala. |
| 1968: | W, 96-83 | at Lexington |
| 1969: | W, 83-70 | at Tuscaloosa, Ala. |
| 1969: | W, 108-79 | at Lexington |
| 1970: | W, 86-71 | at Lexington |
| 1970: | W, 98-89 | at Tuscaloosa, Ala. |
| 1971: | W, 86-73 | at Tuscaloosa, Ala. |
| 1971: | W, 101-74 | at Lexington |
| 1972: | W, 77-74 | at Lexington |
| 1972: | L, 73-70 | at Tuscaloosa, Ala. |
| 1973: | W, 95-93 | at Tuscaloosa, Ala. |
| 1973: | W, 111-95 | at Lexington |
| 1974: | L, 81-77 | at Tuscaloosa, Ala. |
| 1974: | L, 94-71 | at Lexington |
| 1975: | W, 74-69 | at Lexington |
| 1975: | L, 45-35 | at Lexington |
| 1976: | L, 76-63 | at Tuscaloosa, Ala. |
| 1976: | W, 90-85 | at Lexington |
| 1977: | W, 87-85 | at Tuscaloosa, Ala. |
| 1977: | W, 85-70 | at Lexington |
| 1978: | L, 78-62 | at Tuscaloosa, Ala. |
| 1978: | W, 97-84 | at Lexington |
| 1979: | L, 55-52 | at Tuscaloosa, Ala. |
| 1979: | W, 80-71 | at Lexington |
| 1979: | W, 101-100 | at Birmingham, Ala. |
| 1980: | L, 78-64 | at Lexington |
| 1980: | W, 72-63 | at Tuscaloosa, Ala. |
| 1981: | L, 59-55 | at Tuscaloosa, Ala. |
| 1981: | W, 77-62 | at Lexington |
| 1982: | W, 86-69 | at Lexington |
| 1982: | W, 72-62 | at Tuscaloosa, Ala. |
| 1982: | L, 48-46 | at Lexington (SEC) |
| 1983: | L, 74-67 | at Tuscaloosa, Ala. |
| 1983: | W, 76-70 | at Lexington |
| 1983: | L, 69-64 | at Birmingham, Ala. (SEC) |
| 1984: | W, 76-66 | at Lexington |
| 1984: | L, 69-62 | at Tuscaloosa, Ala. |
| 1984: | W, 48-46 | at Nashville, Tenn. (SEC) |
| 1985: | L, 60-58 | at Tuscaloosa, Ala. |
| 1985: | W, 51-48 | at Lexington |
| 1986: | W, 76-52 | at Lexington |
| 1986: | W, 73-71 | at Tuscaloosa, Ala. |
| 1986: | W, 83-72 | at Lexington (SEC) |
| 1987: | W, 68-63 | at Atlanta (NCAA) |
| 1987: | L, 69-55 | at Lexington |
| 1987: | W, 70-69 | at Tuscaloosa, Ala. |
| 1988: | W, 63-55 | at Tuscaloosa, Ala. |
| 1988: | W, 82-68 | at Lexington |
| 1989: | L, 76-64 | at Tuscaloosa, Ala. |
| 1989: | L, 71-67 | at Lexington |
| 1990: | W, 82-65 | at Lexington |
| 1990: | L, 83-58 | at Tuscaloosa, Ala. |
| 1991: | L, 88-83 | at Tuscaloosa, Ala. |
| 1991: | W, 79-73 | at Lexington |
| 1992: | W, 107-83 | at Lexington |
| 1992: | W, 80-54 | at Birmingham, Ala. (SEC) |
| 1993: | W, 73-59 | at Tuscaloosa, Ala. |

| | | |
|-------|--------------------------------------|----------------------------------|
| 1994: | W, 82-67 | at Lexington |
| 1995: | W, 72-52 | at Tuscaloosa, Ala. |
| 1996: | W, 84-65 | at Lexington |
| 1997: | W, 75-61 | at Tuscaloosa, Ala. |
| 1998: | W, 70-67 | at Louisville |
| 1998: | W, 82-71 | at Atlanta (SEC) |
| 1999: | L, 62-58 | at Tuscaloosa, Ala. |
| 2000: | W, 66-54 | at Lexington |
| 2001: | L, 70-60 | at Tuscaloosa, Ala. |
| 2002: | L, 64-61 | at Lexington |
| 2002: | W, 63-46 | at Tuscaloosa, Ala. |
| 2004: | W, 66-55 | at Lexington |
| 2005: | W, 78-71 | at Tuscaloosa, Ala. |
| 2006: | L, 68-64 | at Lexington |
| 2006: | W, 68-61 | at Nashville, Tenn., Tenn. (SEC) |
| 2007: | L, 72-61 | at Tuscaloosa, Ala. |
| 2007: | W, 98-89 | at Tuscaloosa, Ala. |
| 2007: | W, 79-67 | at Atlanta (SEC) |
| 2008: | W, 62-52 | at Lexington |
| 2009: | W, 61-51 | at Tuscaloosa, Ala. |
| 2010: | W, 66-55 | at Lexington |
| 2010: | W, 73-67 | at Nashville, Tenn. (SEC) |
| 2011: | L, 66-68 | at Tuscaloosa, Ala. |
| 2011: | W, 72-58 | at Atlanta (SEC) |
| 2012: | W, 77-71 | at Lexington |
| 2013: | L, 59-55 | at Tuscaloosa, Ala. |
| 2014: | W, 55-48 | at Lexington |
| 2015: | W, 70-48 | at Tuscaloosa, Ala. |
| 2015: | W, 70-55 | at Lexington |
| 2016: | W, 77-61 | at Tuscaloosa, Ala. |
| 2016: | W, 78-53 | at Lexington |
| 2016: | W, 85-59 | at Nashville, Tenn. (SEC) |
| 2017: | W, 67-58 | at Tuscaloosa, Ala. |
| 2017: | W, 79-74 | at Nashville, Tenn. (SEC) |
| 2018: | W, 81-71 | at Lexington |
| 2018: | W, 86-63 | at St. Louis (SEC) |
| 2019: | L, 77-75 | at Tuscaloosa, Ala. |
| 2019: | W, 73-55 | at Nashville, Tenn. (SEC) |
| 2020: | W, 76-67 | at Lexington |
| 2021: | L, 85-65 | at Lexington |
| 2021: | L, 70-59 | at Tuscaloosa, Ala. |
| 2022: | W, 66-55 | at Tuscaloosa, Ala. |
| 2022: | W, 90-81 | at Lexington |
| 2023: | L, 78-52 | at Tuscaloosa, Ala. |
| 2023: | at Lexington: UK leads, 59-11 | |
| 2023: | at Tuscaloosa, Ala.: UK leads, 32-26 | |
| 2023: | at Neutral Sites: UK leads, 25-4 | |
| 2023: | at Atlanta: UK leads, 4-0 | |
| 2023: | at Birmingham, Ala.: UK leads, 7-3 | |
| 2023: | at Louisville: UK leads, 5-0 | |
| 2023: | at Montgomery, Ala.: UK leads, 2-1 | |
| 2023: | at Nashville, Tenn.: UK leads, 6-0 | |
| 2023: | at St. Louis: UK leads, 1-0 | |

ALASKA ANCHORAGE (UK LEADS, 5-0)

| Season | Score | Site |
|--------|-------------------------------------|----------------------------|
| 1980: | W, 52-17 | at Anchorage, Alaska (GAS) |
| 1981: | W, 53-20 | at Lexington (UKIT) |
| 1988: | W, 55-8 | at Lexington |
| 1997: | W, 62-25 | at Anchorage, Alaska (GAS) |
| 2000: | W, 62-42 | at Lexington |
| 2000: | at Lexington: UK leads, 3-0 | |
| 2000: | at Anchorage, Alaska: UK leads, 2-0 | |

ALBANY (UK LEADS, 2-0)

| Season | Score | Site |
|------------------------------------|----------|--------------|
| 2016: | W, 78-65 | at Lexington |
| 2022: | W, 86-61 | at Lexington |
| <i>at Lexington: UK leads, 2-0</i> | | |

ALCORN STATE (UK LEADS, 1-0)

| Season | Score | Site |
|------------------------------------|----------|--------------|
| 2003: | W, 94-63 | at Lexington |
| <i>at Lexington: UK leads, 1-0</i> | | |

ALUMNI (UK LEADS, 4-0)

| Season | Score | Site |
|------------------------------------|----------|--------------|
| 1931: | W, 52-17 | at Lexington |
| 1932: | W, 53-20 | at Lexington |
| 1933: | W, 55-8 | at Lexington |
| 1941: | W, 62-25 | at Lexington |
| <i>at Lexington: UK leads, 4-0</i> | | |

AMERICAN (UK LEADS, 1-0)

| Season | Score | Site |
|--|----------|--------------|
| 1998: | W, 75-52 | at Lexington |
| <i>at Neutral Sites: UK leads, 1-0</i> | | |
| <i>at Louisville: UK leads, 1-0</i> | | |

APPALACHIAN STATE (UK LEADS, 1-0)

| Season | Score | Site |
|--|----------|---------------|
| 2009: | W, 93-69 | at Louisville |
| <i>at Neutral Sites: UK leads, 1-0</i> | | |
| <i>at Louisville: UK leads, 1-0</i> | | |

ARIZONA (UA LEADS, 3-2)

| Season | Score | Site |
|--------|---------------------------------|------------------------|
| 1946: | W, 77-53 | at New York (NIT) |
| 1994: | W, 93-92 | at Maui, Hawaii (Maui) |
| 1997: | L, 84-79 | at Indianapolis (NCAA) |
| 1998: | L, 89-74 | at Maui, Hawaii (Maui) |
| 2000: | L, 63-51 | at New York (PreNIT) |
| 2000: | at Neutral Sites: UA leads, 3-2 | |
| 2000: | at Indianapolis: UK leads, 1-0 | |
| 2000: | at Maui, Hawaii: Tied, 1-1 | |
| 2000: | at New York: Tied, 1-1 | |

ARIZONA STATE (UK LEADS, 5-0)

| Season | Score | Site |
|--------|---|-----------------------------|
| 1992: | W, 94-68 | at Lexington |
| 1995: | W, 97-73 | at Birmingham, Ala. (NCAA) |
| 2003: | W, 82-65 | at Maui, Hawaii (Maui) |
| 2016: | W, 72-58 | at Lexington |
| 2017: | W, 115-69 | at Paradise Island, Bahamas |
| 2017: | at Lexington: UK leads, 2-0 | |
| 2017: | at Neutral Sites: UK leads, 3-0 | |
| 2017: | at Birmingham, Ala.: UK leads, 1-0 | |
| 2017: | at Maui, Hawaii: UK leads, 1-0 | |
| 2017: | at Paradise Island, Bahamas: UK leads 1-0 | |

ARKANSAS (UK LEADS, 34-14)

| Season | Score | Site |
|--------|-----------|-------------------------|
| 1946: | W, 67-42 | at Lexington |
| 1949: | W, 76-39 | at Lexington |
| 1950: | W, 57-53 | at Fayetteville, Ark. |
| 1978: | W, 65-59 | at St. Louis (NCAA) |
| 1992: | L, 105-88 | at Lexington |
| 1993: | L, 101-94 | at Fayetteville, Ark. |
| 1993: | W, 92-81 | at Lexington (SEC) |
| 1994: | L, 90-82 | at Lexington |
| 1994: | W, 90-78 | at Memphis, Tenn. (SEC) |
| 1995: | L, 94-92 | at Fayetteville, Ark. |
| 1995: | W, 95-93 | at Atlanta (SEC) |

| | | |
|-------|-----------|---------------------------|
| 1996: | W, 88-73 | at Lexington |
| 1996: | W, 95-75 | at New Orleans (SEC) |
| 1997: | W, 83-73 | at Fayetteville, Ark. |
| 1998: | W, 80-77 | at Lexington |
| 1998: | W, 99-74 | at Atlanta (SEC) |
| 1999: | L, 74-70 | at Fayetteville, Ark. |
| 1999: | W, 76-63 | at Atlanta (SEC) |
| 2000: | W, 60-55 | at Lexington |
| 2000: | L, 86-72 | at Atlanta (SEC) |
| 2001: | L, 82-78 | at Fayetteville, Ark. |
| 2001: | W, 87-78 | at Nashville, Tenn. (SEC) |
| 2002: | W, 71-58 | at Lexington |
| 2003: | W, 66-50 | at Fayetteville, Ark. |
| 2004: | W, 73-56 | at Lexington |
| 2005: | W, 68-67 | at Fayetteville, Ark. |
| 2006: | W, 80-78 | at Lexington |
| 2007: | W, 82-74 | at Fayetteville, Ark. |
| 2008: | W, 63-58 | at Lexington |
| 2009: | W, 79-63 | at Fayetteville, Ark. |
| 2010: | W, 101-70 | at Lexington |
| 2011: | L, 76-77 | at Fayetteville, Ark. |
| | | |

| | | |
|-------|---|----------------------------|
| 1990: | L, 74-70 | at Auburn, Ala. |
| | W, 98-95 | at Lexington |
| 1991: | W, 89-81 | at Auburn, Ala. |
| | W, 114-93 | at Lexington |
| 1992: | W, 85-67 | at Auburn, Ala. |
| 1993: | W, 80-78 | at Lexington |
| 1994: | W, 91-74 | at Auburn, Ala. |
| 1995: | W, 98-64 | at Lexington |
| | W, 93-81 | at Atlanta (SEC) |
| 1996: | W, 88-73 | at Auburn, Ala. |
| 1997: | W, 77-53 | at Lexington |
| | W, 92-50 | at Memphis, Tenn. (SEC) |
| 1998: | W, 83-58 | at Auburn, Ala. |
| 1999: | W, 72-62 | at Lexington |
| | W, 69-57 | at Atlanta (SEC) |
| 2000: | L, 66-63 | at Auburn, Ala. |
| 2001: | W, 90-78 | at Lexington |
| 2002: | W, 69-62 | at Auburn, Ala. |
| 2003: | W, 67-51 | at Lexington |
| | W, 78-58 | at New Orleans (SEC) |
| 2004: | W, 68-59 | at Lexington |
| 2005: | W, 81-73 | at Lexington |
| 2006: | W, 71-62 | at Auburn, Ala. |
| 2007: | W, 84-57 | at Lexington |
| 2008: | W, 66-63 | at Auburn, Ala. |
| 2009: | W, 73-64 | at Lexington |
| 2010: | W, 72-67 | at Auburn, Ala. |
| 2011: | W, 78-54 | at Lexington |
| 2012: | W, 68-53 | at Auburn, Ala. |
| 2013: | W, 75-53 | at Auburn, Ala. |
| | W, 72-62 | at Lexington |
| 2014: | W, 64-56 | at Auburn, Ala. |
| 2015: | W, 110-75 | at Lexington |
| | W, 91-67 | at Nashville (SEC) |
| 2016: | L, 75-70 | at Auburn, Ala. |
| 2017: | W, 92-72 | at Lexington |
| 2018: | L, 76-66 | at Auburn, Ala. |
| 2019: | W, 82-80 | at Auburn, Ala. |
| | W, 80-53 | at Lexington |
| | L, 77-71 ^{OT} | at Kansas City, Mo. (NCAA) |
| 2020: | L, 75-66 | at Auburn, Ala. |
| | W, 73-66 | at Lexington |
| 2021: | L, 66-59 | at Auburn, Ala. |
| | W, 82-80 | at Lexington |
| 2022: | L, 80-71 | at Auburn, Ala. |
| 2023: | W, 86-54 | at Lexington |
| | <i>at Lexington: UK leads, 51-2</i> | |
| | <i>at Auburn, Ala.: UK leads, 31-18</i> | |
| | <i>at Neutral Sites: UK leads, 15-3</i> | |
| | <i>at Atlanta: UK leads, 2-1</i> | |
| | <i>at Birmingham, Ala.: Tied, 1-1</i> | |
| | <i>at Kansas City, Mo.: AU leads, 1-0</i> | |
| | <i>at Louisville: UK leads, 5-0</i> | |
| | <i>at Memphis, Tenn.: UK leads, 1-0</i> | |
| | <i>at Montgomery, Ala.: UK leads, 3-0</i> | |
| | <i>at Nashville, Tenn.: UK leads, 2-0</i> | |
| | <i>at New Orleans: UK leads, 1-0</i> | |

| | | |
|------------------------------------|---|-----------------------------------|
| AUSTIN PEAY (UK LEADS, 5-0) | | |
| <i>Season Score</i> | <i>Site</i> | |
| 1973: | W, 106-100 ^{OT} | at Nashville, Tenn., Tenn. (NCAA) |
| 1987: | W, 71-69 | at Lexington |
| 1989: | W, 85-77 | at Louisville |
| 2004: | W, 61-53 | at Louisville |
| 2010: | W, 90-69 | at Lexington |
| | <i>at Lexington: UK leads, 2-0</i> | |
| | <i>at Neutral Sites: UK leads, 3-0</i> | |
| | <i>at Louisville: UK leads, 2-0</i> | |
| | <i>at Nashville, Tenn.: UK leads, 1-0</i> | |

| | | |
|--|--|------------------------|
| BALL STATE (UK LEADS, 1-0) | | |
| <i>Season Score</i> | <i>Site</i> | |
| 2005: | W, 73-53 | at Cincinnati |
| | <i>at Neutral Sites: UK leads, 1-0</i> | |
| | <i>at Cincinnati: UK leads, 1-0</i> | |
| BAYLOR (UK LEADS, 7-2) | | |
| <i>Season Score</i> | <i>Site</i> | |
| 1947: | W, 75-34 | at Lexington |
| 1948: | W, 58-42 | at New York (NCAA) |
| | W, 77-59 | at New York (Olympic) |
| 1962: | W, 94-60 | at Lexington |
| 1964: | W, 101-65 | at Lexington |
| 1980: | W, 80-46 | at Lexington |
| 2012: | W, 82-70 | at Atlanta, Ga. (NCAA) |
| 2013: | L, 64-55 | at Lexington |
| 2014: | L, 67-62 | at Arlington, Texas |
| | <i>at Lexington: UK leads, 4-1</i> | |
| | <i>at Neutral Sites: UK leads, 3-1</i> | |
| | <i>at Arlington: BU leads, 1-0</i> | |
| | <i>at Atlanta: UK leads, 1-0</i> | |
| | <i>at New York: UK leads, 2-0</i> | |
| BELLARMINE (UK LEADS, 1-0) | | |
| <i>Season Score</i> | <i>Site</i> | |
| 2023: | W, 60-41 | at Lexington |
| | <i>at Lexington: UK leads, 1-0</i> | |
| BELMONT (UK LEADS, 1-0) | | |
| <i>Season Score</i> | <i>Site</i> | |
| 2014: | W, 93-80 | at Lexington |
| | <i>at Lexington: UK leads, 1-0</i> | |
| BEREA (UK LEADS, 11-0) | | |
| <i>Season Score</i> | <i>Site</i> | |
| 1926: | W, 37-23 | at Lexington |
| 1928: | W, 37-16 | at Lexington |
| 1930: | W, 29-26 | at Lexington |
| 1931: | W, 41-25 | at Lexington |
| 1932: | W, 52-27 | at Lexington |
| 1936: | W, 58-30 | at Lexington |
| 1937: | W, 70-26 | at Lexington |
| 1938: | W, 69-35 | at Lexington |
| 1940: | W, 74-24 | at Lexington |
| 1944: | W, 54-40 | at Lexington |
| 1945: | W, 56-32 | at Lexington |
| | <i>at Lexington: UK leads, 11-0</i> | |
| BETHANY (UK LEADS, 1-0) | | |
| <i>Season Score</i> | <i>Site</i> | |
| 1911: | W, 24-11 | at Lexington |
| | <i>at Lexington: UK leads, 1-0</i> | |
| BOISE STATE (UK LEADS, 1-0) | | |
| <i>Season Score</i> | <i>Site</i> | |
| 2014: | W, 70-55 | at Lexington |
| | <i>at Lexington: UK leads, 1-0</i> | |
| BOSTON UNIVERSITY (UK LEADS, 5-0) | | |
| <i>Season Score</i> | <i>Site</i> | |
| 1987: | W, 81-69 | at Lexington (UKIT) |
| 1995: | W, 90-49 | at Lexington |
| 2011: | W, 91-57 | at Lexington |
| 2015: | W, 89-65 | at Lexington |
| 2016: | W, 82-62 | at Lexington |
| | <i>at Lexington: UK leads, 5-0</i> | |
| BOWLING GREEN (UK LEADS, 2-1) | | |
| <i>Season Score</i> | <i>Site</i> | |
| 1949: | W, 63-61 | at Cleveland |
| 1977: | W, 77-59 | at Lexington (UKIT) |
| 1989: | L, 56-54 | at Lexington (UKIT) |
| | <i>at Lexington: Tied, 1-1</i> | |
| | <i>at Neutral Sites: UK leads, 1-0</i> | |
| | <i>at Cleveland: UK leads, 1-0</i> | |

| | | |
|--------------------------------------|--|----------------------------|
| BRADLEY (UK LEADS, 3-0) | | |
| <i>Season Score</i> | <i>Site</i> | |
| 1949: | W, 62-52 | at Owensboro, Ky. |
| 1950: | W, 71-66 | at New Orleans (Sugar) |
| 1980: | W, 79-58 | at Anchorage, Alaska |
| | <i>at Neutral Sites: UK leads, 3-0</i> | |
| | <i>at Anchorage, Alaska: UK leads, 1-0</i> | |
| | <i>at New Orleans: UK leads, 1-0</i> | |
| | <i>at Owensboro, Ky.: UK leads, 1-0</i> | |
| BUFFALO (UK LEADS, 2-0) | | |
| <i>Season Score</i> | <i>Site</i> | |
| 2015: | W, 71-52 | at Lexington |
| 2018: | W, 95-75 | at Boise, Idaho (NCAA) |
| | <i>at Lexington: UK leads, 1-0</i> | |
| | <i>at Neutral Sites: UK leads, 1-0</i> | |
| | <i>at Boise, Idaho: UK leads, 1-0</i> | |
| BUTLER (UK LEADS, 4-0) | | |
| <i>Year Score</i> | <i>Site</i> | |
| 1911: | W, 21-16 | at Lexington |
| 1936: | W, 39-28 | at Indianapolis |
| 1962: | W, 81-60 | at Iowa City, Iowa (NCAA) |
| 1983: | W, 90-53 | at Lexington |
| | <i>at Lexington: UK leads, 2-0</i> | |
| | <i>at Indianapolis: UK leads, 1-0</i> | |
| | <i>at Neutral Sites: UK leads, 1-0</i> | |
| | <i>at Iowa City, Iowa: UK leads, 1-0</i> | |
| BYU (UK LEADS, 3-0) | | |
| <i>Season Score</i> | <i>Site</i> | |
| 1952: | W, 84-64 | at New Orleans (Sugar) |
| 1984: | W, 93-59 | at Lexington (UKIT) |
| | W, 93-68 | at Birmingham, Ala. (NCAA) |
| | <i>at Lexington: UK leads, 1-0</i> | |
| | <i>at Neutral Sites: UK leads, 2-0</i> | |
| | <i>at Birmingham, Ala.: UK leads, 1-0</i> | |
| | <i>at New Orleans: UK leads, 1-0</i> | |
| CALIFORNIA (UK LEADS, 2-0) | | |
| <i>Season Score</i> | <i>Site</i> | |
| 1980: | W, 78-52 | at Lexington (UKIT) |
| 1989: | W, 89-71 | at Anchorage, Alaska |
| | <i>at Lexington: UK leads, 1-0</i> | |
| | <i>at Neutral Sites: UK leads, 1-0</i> | |
| | <i>at Anchorage, Alaska: UK leads, 1-0</i> | |
| CAMPBELL (UK LEADS, 1-0) | | |
| <i>Season Score</i> | <i>Site</i> | |
| 2005: | W, 82-50 | at Lexington |
| | <i>at Lexington: UK leads, 1-0</i> | |
| CANISIUS (UK LEADS, 3-0) | | |
| <i>Season Score</i> | <i>Site</i> | |
| 1997: | W, 68-45 | at Lexington |
| 1998: | W, 81-54 | at Buffalo, N.Y. |
| 2017: | W, 93-69 | at Lexington |
| | <i>at Lexington: UK leads, 2-0</i> | |
| | <i>at Buffalo, N.Y.: UK leads, 1-0</i> | |
| CARNEGIE TECH (UK LEADS, 2-0) | | |
| <i>Season Score</i> | <i>Site</i> | |
| 1932: | W, 36-34 | at Lexington |
| 1944: | W, 61-14 | at New York |
| | <i>at Lexington: UK leads, 1-0</i> | |
| | <i>at Neutral Sites: UK leads, 1-0</i> | |
| | <i>at New York: UK leads, 1-0</i> | |
| CENTENARY (UK LEADS, 3-1) | | |
| <i>Season Score</i> | <i>Site</i> | |
| 1923: | L, 28-21 | at Lexington |

| | | |
|---|---|------------------------|
| 1937: | W, 37-19 | at Lexington |
| 1938: | W, 35-25 | at Lexington |
| 1941: | W, 70-18 | at Lexington |
| | <i>at Lexington: UK leads, 3-1</i> | |
| CENTRAL (CC LEADS, 9-7) | | |
| <i>Season Score</i> | <i>Site</i> | |
| 1906: | W, 15-14 | at Lexington |
| | W, 17-15 | at Danville, Ky. |
| 1907: | W, 22-9 | at Lexington |
| | L, 25-23 ^{OT} | at Lexington |
| | L, 15-13 | at Lexington |
| 1908: | L, 32-21 | at Danville, Ky. |
| | W, 31-20 | at Lexington |
| | L, 29-10 | at Danville, Ky. |
| 1909: | W, 24-23 | at Lexington |
| | L, 35-20 | at Danville, Ky. |
| | L, 26-20 | at Danville, Ky. |
| 1910: | L, 87-17 | at Danville, Ky. |
| | L, 31-13 | at Lexington |
| | L, 51-9 | at Danville, Ky. |
| 1912: | W, 32-13 | at Danville, Ky. |
| | W, 52-10 | at Lexington |
| | <i>at Lexington: UK leads, 5-3</i> | |
| | <i>at Danville, Ky.: CC leads, 6-2</i> | |
| | <i>*Central University consolidated with Centre College in 1912. The schools are now considered one in the same under the name.</i> | |
| CENTRAL ARKANSAS (UK LEADS, 1-0) | | |
| <i>Season Score</i> | <i>Site</i> | |
| 2008: | W, 67-40 | at Lexington |
| | <i>at Lexington: UK leads, 1-0</i> | |
| CENTRAL MICHIGAN (UK LEADS, 3-0) | | |
| <i>Season Score</i> | <i>Site</i> | |
| 1975: | W, 90-73 | at Dayton, Ohio (NCAA) |
| 2009: | W, 84-52 | at Lexington |
| 2022: | W, 85-57 | at Lexington |
| | <i>at Lexington: UK leads, 2-0</i> | |
| | <i>at Neutral Sites: UK leads, 1-0</i> | |
| | <i>at Dayton, Ohio: UK leads, 1-0</i> | |
| CENTRE (UK LEADS, 18-10) | | |
| <i>Season Score</i> | <i>Site</i> | |
| 1916: | W, 38-5 | at Danville, Ky. |
| | W, 38-14 | at Lexington |
| 1917: | W, 31-21 | at Lexington |
| | L, 38-24 | at Danville, Ky. |
| 1918: | L, 29-21 | at Danville, Ky. |
| | W, 22-20 ^{3OT} | at Lexington |
| | L, 24-12 | at Louisville |
| 1919: | L, 38-30 | at Danville, Ky. |
| | L, 21-10 | at Lexington |
| 1920: | L, 44-15 | at Danville, Ky. |
| | L, 20-18 ^{OT} | at Lexington |
| 1921: | L, 29-27 | at Danville, Ky. |
| | W, 20-13 | at Lexington |
| 1922: | W, 28-21 | at Danville, Ky. |
| | W, 40-23 | at Lexington |
| 1923: | L, 14-21 | at Lexington |
| | L, 10-17 | at Danville, Ky. |
| 1924: | W, 27-18 | at Danville, Ky. |
| | W, 38-24 | at Danville, Ky. |
| 1925: | W, 33-26 | at Danville, Ky. |
| | W, 39-10 | at Lexington |
| 1926: | W, 45-25 | at Lexington |
| | W, 46-19 | at Danville, Ky. |
| 1927: | W, 27-25 | at Lexington |
| | W, 22-16 | at Danville, Ky. |
| 1928: | W, 36-23 | at Danville, Ky. |
| | W, 30-20 | at Lexington |
| 1929: | W, 47-11 | at Lexington |
| | <i>at Lexington: UK leads, 11-3</i> | |

| | | |
|--------------------------------------|---|-----------------------|
| | <i>at Danville, Ky.: UK leads, 7-6</i> | |
| | <i>at Neutral Sites: CC leads, 1-0</i> | |
| | <i>at Louisville: CC leads, 1-0</i> | |
| | <i>*Central University consolidated with Centre College in 1912. The schools are now considered one in the same under the name.</i> | |
| CHAMINADE (UK LEADS, 1-0) | | |
| <i>Season Score</i> | <i>Site</i> | |
| 1986: | W, 89-57 | at Honolulu |
| | <i>at Honolulu: UK leads, 1-0</i> | |
| CHARLOTTE (UK LEADS, 2-0) | | |
| <i>Season Score</i> | <i>Site</i> | |
| 1976: | W, 71-67 | at New York (NIT) |
| 1988: | W, 84-81 | at Lexington (UKIT) |
| | <i>at Lexington: UK leads, 1-0</i> | |
| | <i>at Neutral Sites: UK leads, 1-0</i> | |
| | <i>at New York: UK leads, 1-0</i> | |
| CHATTANOOGA (UK LEADS, 12-0) | | |
| <i>Season Score</i> | <i>Site</i> | |
| 1914: | W, 40-7 | at Lexington |
| 1919: | W, 29-26 | at Chattanooga, Tenn. |
| 1921: | W, 42-10 | at Lexington |
| 1923: | W, 25-18 | at Lexington |
| 1924: | W, 24-23 | at Chattanooga, Tenn. |
| 1931: | W, 55-18 | at Lexington |
| 1932: | W, 51-17 | at Lexington |
| 1934: | W, 47-20 | at Lexington |
| 1935: | W, 66-19 | at Lexington |
| 1991: | W, 86-70 | at Lexington |
| 2007: | W, 79-63 | at Louisville |
| 2012: | W, 87-62 | at Lexington |
| | <i>at Lexington: UK leads, 9-0</i> | |
| | <i>at Chattanooga, Tenn.: UK leads, 2-0</i> | |
| | <i>at Neutral Sites: UK leads, 1-0</i> | |
| | <i>at Louisville: UK leads, 1-0</i> | |
| CHICAGO (UK LEADS, 2-0) | | |
| <i>Season Score</i> | <i>Site</i> | |
| 1933: | W, 58-26 | at Chicago |
| 1935: | W, 42-16 | at Lexington |
| | <i>at Lexington: UK leads, 1-0</i> | |
| | <i>at Chicago: UK leads, 1-0</i> | |
| CHRIST CHURCH (CC LEADS, 4-0) | | |
| <i>Season Score</i> | <i>Site</i> | |
| 1906: | L, 38-24 | at Lexington |
| | L, 54-17 | at Cincinnati |
| 1911: | L, 32-21 | at Cincinnati |
| 1913: | L, 30-19 | at Lexington |
| | <i>at Lexington: CC leads, 2-0</i> | |
| | <i>at Cincinnati: CC leads, 2-0</i> | |
| CINCINNATI (UK LEADS, 12-10) | | |
| <i>Season Score</i> | <i>Site</i> | |
| 1904: | W, 25-21 | at Lexington |
| 1906: | L, 29-16 | at Lexington |
| 1909: | L, 41-25 | at Cincinnati |
| | W, 28-23 | at Lexington |
| 1910: | L, 47-17 | at Cincinnati |
| 1913: | W, 20-18 | at Lexington |
| 1914: | W, 20-18 | at Lexington |
| 1916: | W, 39-24 | at Cincinnati |
| | W, 34-10 | at Lexington |
| 1919: | L, 28-18 | at Cincinnati |
| | W, 34-21 | at Lexington |
| 1920: | L, 13-11 | at Cincinnati |
| 1921: | W, 26-19 | at Cincinnati |
| 1923: | L, 33-24 | at Cincinnati |
| 1925: | W, 28-23 | at Lexington |
| | L, 24-20 | at Cincinnati |
| 1927: | L, 48-10 | at Lexington |
| | L, 51-22 | at Cincinnati |

| | | |
|--|--|------------------------|
| 1934: | W, 31-25 | at Lexington |
| 1938: | W, 38-21 | at Lexington |
| 1939: | W, 44-27 | at Lexington |
| 1940: | L, 39-30 | at Lexington |
| 1943: | W, 61-39 | at Lexington |
| 1944: | W, 58-30 | at Lexington |
| | W, 38-34 | at Cincinnati |
| 1945: | W, 66-24 | at Lexington |
| | W, 65-35 | at Cincinnati |
| 1946: | W, 67-31 | at Lexington |
| 1947: | W, 80-49 | at Cincinnati |
| 1948: | W, 67-31 | at Cincinnati |
| | W, 70-43 | at Lexington |
| 1984: | W, 24-11 | at Cincinnati |
| 1985: | W, 66-55 | at Lexington |
| 1986: | W, 84-54 | at Lexington |
| 1988: | W, 101-77 | at Lexington |
| 1991: | W, 75-71 | at Cincinnati |
| 2005: | W, 69-60 | at Indianapolis (NCAA) |
| 2015: | W, 64-51 | at Louisville (NCAA) |
| | <i>at Lexington: UK leads, 18-3</i> | |
| | <i>at Cincinnati: UK leads, 8-7</i> | |
| | <i>at Neutral Sites: UK leads, 2-0</i> | |
| | <i>at Indianapolis: UK leads, 1-0</i> | |
| | <i>at Louisville: UK leads, 1-0</i> | |
| CINCINNATI YMCA (CIN. LEADS, 2-0) | | |
| <i>Season Score</i> | <i>Site</i> | |
| 1905: | L, 43-22 | at Lexington |
| 1906: | L, 38-9 | at Cincinnati |
| | <i>at Lexington: Cin. YMCA leads, 1-0</i> | |
| | <i>at Cincinnati: Cin. YMCA leads, 1-0</i> | |

**COLLEGE OF CHARLESTON (UK LEADS, 2-0)**

| Season | Score | Site |
|--------|----------|----------------------|
| 1997: | W, 92-65 | at Anchorage, Alaska |
| 2007: | W, 77-61 | at Lexington |

at Lexington: UK leads, 1-0
at Neutral Sites: UK leads, 1-0
at Anchorage, Alaska: UK leads, 1-0

COLORADO (UK LEADS, 1-0)

| Season | Score | Site |
|--------|----------|--------------------------|
| 1999: | W, 64-52 | at Bayamone, Puerto Rico |

at Neutral Sites: UK leads, 1-0
at Bayamone, P.R.: UK leads, 1-0

COLUMBIA (UK LEADS, 2-0)

| Season | Score | Site |
|--------|----------|--------------------|
| 1948: | W, 76-53 | at New York (NCAA) |
| 2015: | W, 56-46 | at Lexington |

at Lexington: UK leads, 1-0
at Neutral Sites: UK leads, 1-0
at New York: UK leads, 1-0

COPPIN STATE (UK LEADS, 2-0)

| Season | Score | Site |
|--------|----------|--------------|
| 2005: | W, 77-46 | at Lexington |
| 2011: | W, 91-61 | at Lexington |

at Lexington: UK leads, 2-0

CORNELL (TIED, 1-1)

| Season | Score | Site |
|--------|----------|--------------------------|
| 1967: | L, 92-77 | at Lexington |
| 2010: | W, 62-45 | at Syracuse, N.Y. (NCAA) |

at Lexington: CU leads, 1-0
at Neutral Sites: UK leads, 1-0
at Syracuse, N.Y.: UK leads, 1-0

CREIGHTON (UK LEADS, 8-4)

| Season | Score | Site |
|--------|----------|----------------------|
| 1930: | L, 28-27 | at Lexington |
| 1933: | W, 32-26 | at Omaha, Neb. |
| 1935: | W, 63-42 | at Lexington |
| 1936: | L, 31-29 | at Lexington |
| 1937: | W, 59-36 | at Lexington |
| 1940: | L, 54-45 | at Omaha, Neb. |
| 1948: | W, 65-23 | at Omaha, Neb. |
| 2009: | W, 65-63 | at Omaha, Neb. (NIT) |

at Lexington: UK leads, 5-2
at Omaha, Neb.: UK leads, 3-2

CUMBERLAND (UK LEADS, 4-1)

| Season | Score | Site |
|--------|----------|----------------------|
| 1917: | W, 48-20 | at Williamsburg, Ky. |
| 1918: | W, 42-21 | at Williamsburg, Ky. |
| 1919: | W, 22-21 | at Williamsburg, Ky. |
| 1920: | L, 30-21 | at Williamsburg, Ky. |
| 1921: | W, 37-21 | at Lexington |

at Lexington: UK leads, 1-0
at Williamsburg, Ky.: UK leads, 3-1

DARTMOUTH (UK LEADS, 3-1)

| Season | Score | Site |
|--------|-----------|-----------------------|
| 1942: | L, 47-28 | at New Orleans (NCAA) |
| 1963: | W, 95-49 | at Lexington |
| 1965: | W, 107-77 | at Lexington |
| 1974: | W, 102-77 | at Lexington |

at Lexington: UK leads, 3-0
at Neutral Sites: DU leads, 1-0
at New Orleans: DU leads, 1-0

DAVIDSON (UK LEADS, 2-0)

| Season | Score | Site |
|--------|----------|---------------------------|
| 1986: | W, 75-55 | at Charlotte, N.C. (NCAA) |
| 2018: | W, 78-73 | at Boise, Idaho (NCAA) |

at Neutral Sites: UK leads, 2-0
at Boise, Idaho: UK leads, 1-0
at Charlotte, N.C.: UK leads, 1-0

DAYTON (UK LEADS, 3-2)

| Season | Score | Site |
|--------|----------|---------------------------|
| 1948: | W, 70-29 | at Lexington |
| 1956: | L, 89-74 | at Lexington (UKIT) |
| 1966: | W, 86-79 | at Iowa City, Iowa (NCAA) |
| 1968: | W, 88-85 | at Lexington (UKIT) |
| 2000: | L, 68-66 | at Cincinnati |

at Lexington: UK leads, 2-1
at Neutral Sites: Tied, 1-1
at Cincinnati: UD leads, 1-0
at Iowa City, Iowa: UK leads, 1-0

DELAWARE STATE (UK LEADS, 1-0)

| Season | Score | Site |
|--------|----------|--------------|
| 2009: | W, 71-42 | at Lexington |

at Lexington: UK leads, 1-0

DEPAUL (UK LEADS, 18-3)

| Season | Score | Site |
|--------|-----------|---------------------|
| 1943: | L, 53-44 | at Chicago |
| 1947: | W, 65-45 | at Louisville |
| 1948: | W, 74-50 | at Louisville |
| 1949: | W, 67-36 | at Chicago |
| 1950: | W, 49-47 | at Louisville |
| 1951: | W, 63-55 | at Lexington |
| 1952: | W, 98-60 | at Lexington |
| 1954: | W, 81-63 | at Lexington |
| 1955: | W, 92-59 | at Lexington |
| 1956: | W, 71-69 | at Chicago |
| 1957: | W, 106-85 | at Lexington (UKIT) |
| 2007: | W, 87-81 | at Honolulu |

at Chicago: UK leads, 1-0
at Philadelphia: DU leads, 1-0
at Springfield, Mass.: DU leads, 2-0
at St. Louis: UK leads, 1-0
at St. Petersburg, Fla.: UK leads, 1-0

DEPAUW (DU LEADS, 3-1)

| Season | Score | Site |
|--------|----------|--------------|
| 1910: | L, 24-11 | at Lexington |
| 1926: | L, 38-29 | at Lexington |
| 1944: | W, 38-35 | at Lexington |

at Lexington: DU leads, 2-1
at Greencastle, Ind.: DU leads, 1-0

DETROIT MERCY (TIED, 1-1)

| Season | Score | Site |
|--------|----------|--------------|
| 1938: | L, 34-26 | at Detroit |
| 1983: | W, 83-46 | at Lexington |

at Lexington: UK leads, 1-0
at Detroit: DM leads, 1-0

DREXEL (UK LEADS, 1-0)

| Season | Score | Site |
|--------|----------|--------------|
| 2010: | W, 88-44 | at Lexington |

*at Lexington: UK leads, 1-0***DUKE (UK LEADS, 12-11)**

| Season | Score | Site |
|--------|--------------------------|--------------------------------|
| 1930: | L, 37-32 | at Atlanta (So. Con.) |
| 1931: | W, 35-30 | at Atlanta (So. Con.) |
| 1932: | W, 37-30 | at Lexington |
| 1954: | W, 85-69 | at Lexington (UKIT) |
| 1956: | W, 81-76 | at Lexington |
| 1957: | L, 85-84 | at Durham, N.C. |
| 1958: | W, 78-74 | at Lexington |
| 1959: | W, 78-64 | at Durham, N.C. |
| 1964: | W, 81-79 | at New Orleans (Sugar) |
| 1966: | W, 83-79 | at College Park, Md. (NCAA) |
| 1970: | W, 98-76 | at Lexington (UKIT) |
| 1978: | W, 94-88 | at St. Louis (NCAA) |
| 1980: | L, 82-76 ^{OT} | at Springfield, Mass. |
| 1989: | L, 80-55 | at Springfield, Mass. |
| 1992: | L, 104-103 ^{OT} | at Philadelphia (NCAA) |
| 1998: | W, 86-84 | at St. Petersburg, Fla. (NCAA) |
| 1999: | L, 71-60 | at E. Rutherford, N.J. |
| 2002: | L, 95-92 ^{OT} | at E. Rutherford, N.J. |
| 2013: | L, 75-68 | at Atlanta, Ga. |
| 2016: | W, 74-63 | at Chicago |
| 2019: | L, 118-84 | at Indianapolis |
| 2022: | L, 79-71 | at New York |

at Lexington: UK leads, 5-1
at Durham, N.C.: Tied, 1-1
at Neutral Sites: DU leads, 9-6
at Atlanta: DU leads, 2-1
at Chicago: UK leads, 1-0
at College Park, Md.: UK leads, 1-0
at East Rutherford, N.J.: DU leads, 2-0
at Indianapolis: DU leads, 1-0
at New Orleans: UK leads, 1-0
at Philadelphia: DU leads, 1-0
at Springfield, Mass.: DU leads, 2-0
at St. Louis: UK leads, 1-0
at St. Petersburg, Fla.: UK leads, 1-0

DUQUESNE (UK LEADS, 3-0)

| Season | Score | Site |
|--------|----------|---------------------|
| 1983: | W, 55-42 | at Lexington (UKIT) |
| 2017: | W, 93-59 | at Lexington |
| 2023: | W, 77-52 | at Lexington |

at Lexington: UK leads, 3-0

EAST CAROLINA (UK LEADS, 1-0)

| Season | Score | Site |
|--------|----------|---------------------|
| 1986: | W, 86-52 | at Lexington (UKIT) |

at Lexington: UK leads, 1-0

EAST TENNESSEE STATE (UK LEADS, 5-0)

| Season | Score | Site |
|--------|-----------|-----------------------|
| 1981: | W, 69-54 | at Lexington |
| 1985: | W, 62-57 | at Lexington |
| 2010: | W, 100-71 | at New Orleans (NCAA) |
| 2011: | W, 88-65 | at Lexington |
| 2018: | W, 78-61 | at Lexington |

at Lexington: UK leads, 4-0
at Neutral Sites: UK leads, 1-0
at New Orleans: UK leads, 1-0

EASTERN KENTUCKY (UK LEADS, 13-0)

| Season | Score | Site |
|--------|----------|--------------|
| 1959: | W, 35-10 | at Lexington |
| 1991: | W, 74-60 | at Lexington |
| 1992: | W, 85-55 | at Lexington |
| 1993: | W, 82-73 | at Lexington |

| | | |
|-------|-----------|------------------------|
| 1994: | W, 107-78 | at Lexington |
| 1999: | W, 99-64 | at Lexington |
| 2001: | W, 94-79 | at Lexington |
| 2004: | W, 101-72 | at Lexington |
| 2005: | W, 72-64 | at Indianapolis (NCAA) |
| 2007: | W, 78-65 | at Lexington |
| 2015: | W, 82-49 | at Lexington |
| 2016: | W, 88-67 | at Lexington |
| 2020: | W, 91-49 | at Lexington |

at Lexington: UK leads, 12-0
at Neutral Sites: UK leads, 1-0
at Indianapolis: UK leads, 1-0

EASTERN MICHIGAN (UK LEADS, 2-0)

| Season | Score | Site |
|--------|----------|--------------|
| 2013: | W, 90-38 | at Lexington |
| 2014: | W, 81-63 | at Lexington |

at Lexington: UK leads, 2-0

EVANSVILLE (UE LEADS, 1-0)

| Season | Score | Site |
|--------|----------|--------------|
| 2020: | L, 67-64 | at Lexington |

at Lexington: UE leads, 1-0

FAIRLEIGH DICKINSON (UK LEADS, 1-0)

| Season | Score | Site |
|--------|----------|--------------|
| 2020: | W, 83-52 | at Lexington |

at Lexington: UK leads, 1-0

FIU (UK LEADS, 1-0)

| Season | Score | Site |
|--------|----------|--------------|
| 2008: | W, 92-49 | at Lexington |

at Lexington: UK leads, 1-0

FLORIDA (UK LEADS, 109-41)

| Season | Score | Site |
|--------|-----------|-----------------------|
| 1927: | W, 44-36 | at Lexington |
| 1931: | W, 56-36 | at Atlanta (So. Con.) |
| 1933: | W, 48-24 | at Atlanta (SEC) |
| 1934: | L, 38-32 | at Atlanta (SEC) |
| 1942: | W, 42-36 | at Louisville (SEC) |
| 1945: | W, 57-35 | at Louisville (SEC) |
| 1946: | W, 69-32 | at Louisville (SEC) |
| 1948: | W, 87-31 | at Louisville (SEC) |
| 1949: | W, 73-36 | at Louisville (SEC) |
| 1951: | W, 85-37 | at Lexington |
| 1952: | W, 99-52 | at Gainesville, Fla. |
| 1954: | W, 97-55 | at Gainesville, Fla. |
| 1955: | W, 87-63 | at Lexington |
| 1956: | W, 81-70 | at Gainesville, Fla. |
| 1957: | W, 61-28 | at Lexington |
| 1958: | W, 78-56 | at Gainesville, Fla. |
| 1959: | W, 94-51 | at Lexington |
| 1960: | W, 75-62 | at Gainesville, Fla. |
| 1961: | W, 89-68 | at Lexington |
| 1962: | W, 81-69 | at Gainesville, Fla. |
| 1963: | W, 94-71 | at Lexington |
| 1964: | W, 77-72 | at Gainesville, Fla. |
| 1965: | L, 84-68 | at Gainesville, Fla. |
| 1966: | W, 78-61 | at Lexington |
| 1967: | W, 78-64 | at Gainesville, Fla. |
| 1967: | W, 85-75 | at Lexington |
| 1967: | L, 78-75 | at Lexington |
| 1967: | L, 89-72 | at Gainesville, Fla. |
| 1968: | W, 99-76 | at Lexington |
| 1968: | L, 96-78 | at Gainesville, Fla. |
| 1969: | W, 88-67 | at Lexington |
| 1969: | L, 82-81 | at Gainesville, Fla. |
| 1970: | W, 88-69 | at Gainesville, Fla. |
| 1970: | W, 110-65 | at Lexington |
| 1971: | W, 101-75 | at Lexington |
| 1971: | L, 74-65 | at Gainesville, Fla. |
| 1972: | L, 72-70 | at Gainesville, Fla. |
| 1972: | W, 95-68 | at Lexington |
| 1973: | W, 95-65 | at Lexington |

| | | |
|-------|-----------|---------------------------|
| 1974: | W, 94-83 | at Gainesville, Fla. |
| 1974: | W, 91-82 | at Gainesville, Fla. |
| 1975: | L, 75-65 | at Lexington |
| 1975: | W, 87-65 | at Lexington |
| 1976: | L, 66-58 | at Gainesville, Fla. |
| 1976: | W, 89-82 | at Gainesville, Fla. |
| 1976: | W, 96-89 | at Lexington |
| 1977: | W, 73-71 | at Gainesville, Fla. |
| 1977: | W, 104-78 | at Lexington |
| 1978: | W, 86-67 | at Gainesville, Fla. |
| 1978: | W, 88-61 | at Lexington |
| 1979: | L, 76-65 | at Gainesville, Fla. |
| 1979: | W, 87-81 | at Lexington |
| 1980: | W, 76-63 | at Gainesville, Fla. |
| 1980: | W, 95-70 | at Lexington |
| 1981: | W, 102-48 | at Lexington |
| 1981: | W, 69-56 | at Gainesville, Fla. |
| 1982: | W, 91-76 | at Gainesville, Fla. |
| 1982: | W, 84-78 | at Lexington |
| 1983: | W, 70-63 | at Lexington |
| 1983: | W, 73-61 | at Gainesville, Fla. |
| 1984: | L, 69-57 | at Gainesville, Fla. |
| 1984: | W, 67-65 | at Lexington |
| 1985: | L, 67-55 | at Lexington |
| 1985: | W, 76-68 | at Gainesville, Fla. |
| 1985: | L, 58-55 | at Birmingham, Ala. (SEC) |
| 1986: | W, 72-55 | at Gainesville, Fla. |
| 1986: | W, 80-69 | at Lexington |
| 1987: | W, 67-62 | at Lexington |
| 1987: | L, 74-56 | at Gainesville, Fla. |
| 1988: | L, 58-56 | at Lexington |
| 1988: | L, 83-76 | at Gainesville, Fla. |
| 1989: | W, 69-56 | at Gainesville, Fla. |
| 1989: | L, 59-53 | at Lexington |
| 1990: | W, 89-81 | at Lexington |
| 1990: | W, 78-74 | at Gainesville, Fla. |
| 1991: | W, 81-65 | at Lexington |
| 1991: | W, 90-74 | at Gainesville, Fla. |
| 1992: | W, 81-60 | at Lexington |
| 1992: | L, 79-62 | at Gainesville, Fla. |
| 1993: | W, 71-48 | at Lexington |
| 1993: | W, 85-77 | at Gainesville, Fla. |
| 1994: | L, 59-57 | at Gainesville, Fla. |
| 1994: | W, 80-77 | at Lexington |
| 1995: | W, 83-67 | at Gainesville, Fla. |
| 1995: | W, 87-77 | at Lexington |
| 1995: | W, 86-72 | at Atlanta (SEC) |
| 1996: | W, 77-63 | at Lexington |
| 1996: | W, 94-63 | at Gainesville, Fla. |
| 1996: | | |



1993: W, 106-81 at Charlotte, N.C. (NCAA)
at Lexington: UK leads, 2-1
at Neutral Sites: UK leads, 4-1
at Bowling Green, Ky.: UK leads, 1-0
at Charlotte, N.C.: UK leads, 1-0
at Dayton, Ohio: FSU leads, 1-0
at Knoxville, Tenn.: UK leads, 1-0
at Louisville: UK leads, 1-0

FORT BENNING (UK LEADS, 1-0)

Season Score Site
 1946: W, 81-25 at Lexington
at Lexington: UK leads, 1-0

FORT KNOX (UK LEADS, 7-0)

Season Score Site
 1943: W, 64-30 at Lexington
 1944: W, 51-18 at Lexington
 W, 76-48 at Lexington
 1945: W, 56-23 at Lexington
 W, 59-34 at Lexington
 1947: W, 68-31 at Lexington
 1948: W, 80-41 at Lexington
at Lexington: UK leads, 7-0

FORT WAYNE (UK LEADS, 1-0)

Season Score Site
 2018: W, 86-67 at Lexington
at Lexington: UK leads, 1-0

FURMAN (UK LEADS, 1-0)

Season Score Site
 1990: W, 104-73 at Lexington
at Lexington: UK leads, 1-0

GARDNER-WEBB (GW LEADS, 1-0)

Season Score Site
 2008: L, 84-68 at Lexington
at Lexington: GW leads, 1-0

GEORGE WASHINGTON (UK LEADS, 1-0)

Season Score Site
 1998: W, 70-55 at Maui, Hawaii
at Neutral Sites: UK leads, 1-0
at Maui, Hawaii: UK leads, 1-0

GEORGETOWN [Ky.] (UK LEADS, 35-15)

Season Score Site
 1903: L, 15-6 at Lexington
 1904: L, 26-11 at Georgetown, Ky.
 L, 22-10 at Lexington
 1905: L, 14-9 at Lexington
 1906: L, 34-9 at Georgetown, Ky.
 L, 28-22 at Lexington
 1907: W, 16-15 at Lexington
 L, 19-8 at Georgetown, Ky.
 1908: L, 30-22 at Georgetown, Ky.
 W, 18-13 at Lexington
 1909: W, 43-32 at Lexington
 W, 48-19 at Georgetown, Ky.
 1910: W, 31-11 at Lexington
 L, 34-16 at Georgetown, Ky.
 W, 24-23 at Lexington
 1911: W, 47-22 at Georgetown, Ky.
 1912: W, 38-12 at Lexington
 W, 19-18 at Georgetown, Ky.
 1916: W, 29-22 at Georgetown, Ky.
 W, 30-22 at Lexington
 1917: L, 22-19 at Georgetown, Ky.
 W, 32-18 at Lexington
 1918: W, 22-18 at Lexington
 W, 25-16 at Georgetown, Ky.
 1919: L, 32-30 at Lexington
 L, 22-18 at Georgetown, Ky.

1920: W, 25-14 at Lexington
 W, 28-16 at Georgetown, Ky.
 1921: W, 38-23 at Lexington
 W, 56-11 at Georgetown, Ky.
 1922: L, 26-17 at Lexington
 W, 26-17 at Georgetown, Ky.
 W, 41-21 at Atlanta (SIAA)
 1923: W, 24-13 at Georgetown, Ky.
 L, 48-21 at Lexington
 1924: W, 32-24 at Georgetown, Ky.
 W, 39-35 at Lexington
 1925: W, 25-17 at Lexington
 W, 36-21 at Georgetown, Ky.
 1926: W, 36-21 at Georgetown, Ky.
 W, 25-20 at Lexington
 1927: L, 26-19 at Georgetown, Ky.
 1930: W, 46-9 at Lexington
 1931: W, 67-19 at Lexington
 1932: W, 66-24 at Lexington
 1933: W, 62-21 at Lexington
 1934: W, 41-12 at Lexington
 1936: W, 42-17 at Lexington
 1937: W, 46-21 at Lexington
 1939: W, 39-19 at Lexington
at Lexington: UK leads, 22-7
at Georgetown, Ky.: UK leads, 12-8
at Neutral Sites: UK leads, 1-0
at Atlanta: UK leads, 1-0

GEORGETOWN (GU LEADS, 2-0)

Season Score Site
 1922: L, 28-23 at Washington, D.C.
 1984: L, 53-40 at Seattle (NCAA)
at Washington, D.C.: GU leads, 1-0
at Neutral Sites: GU leads, 1-0
at Seattle: GU leads, 1-0

GEORGIA (UK LEADS, 131-28)

Season Score Site
 1921: W, 20-19 at Atlanta (SIAA)
 1923: L, 23-19 at Lexington
 1925: L, 28-24 at Athens, Ga.
 L, 32-31 at Atlanta (So. Con.)
 1926: W, 22-18 at Athens, Ga.
 W, 39-34 at Atlanta (So. Con.)
 1928: W, 33-16 at Atlanta (So. Con.)
 1929: L, 26-24 at Atlanta (So. Con.)
 1930: W, 22-21^{OT} at Athens, Ga.
 W, 36-23 at Lexington
 1931: L, 25-16 at Athens, Ga.
 1940: W, 51-43 at Knoxville, Tenn. (SEC)
 1942: W, 51-26 at Athens, Ga.
 W, 55-38 at Lexington
 1943: W, 60-28 at Athens, Ga.
 W, 59-30 at Louisville (SEC)
 1944: W, 57-29 at Louisville (SEC)
 1945: W, 73-37 at Lexington
 1947: W, 84-45 at Athens, Ga.
 1948: W, 88-51 at Athens, Ga.
 1949: W, 95-40 at Lexington
 1950: L, 71-60 at Athens, Ga.
 W, 88-56 at Lexington
 W, 79-63 at Louisville (SEC)
 1951: W, 88-41 at Lexington
 1952: W, 95-55 at Louisville
 1954: W, 106-55 at Lexington
 W, 100-68 at Owensboro, Ky.
 1955: W, 86-40 at Lexington
 1956: W, 143-66 at Louisville
 1957: W, 84-53 at Lexington
 1958: W, 74-55 at Lexington
 1959: W, 108-55 at Lexington
 1960: W, 84-60 at Columbus, Ga.

1961: W, 74-67 at Lexington
 1962: W, 86-59 at Atlanta
 1963: W, 74-67 at Lexington
 1964: W, 103-83 at Athens, Ga.
 1965: W, 102-82 at Athens, Ga.
 W, 96-64 at Lexington
 1966: W, 69-65^{2OT} at Athens, Ga.
 W, 74-50 at Lexington
 1967: L, 49-40 at Athens, Ga.
 W, 101-76 at Lexington
 1968: W, 104-73 at Lexington
 W, 106-87 at Athens, Ga.
 1969: W, 88-68 at Lexington
 W, 85-77 at Athens, Ga.
 1970: W, 72-71 at Athens, Ga.
 W, 116-86 at Lexington
 1971: W, 79-66 at Lexington
 W, 107-95 at Athens, Ga.
 1972: L, 85-73 at Athens, Ga.
 W, 87-63 at Lexington
 1973: W, 89-68 at Lexington
 W, 99-86 at Athens, Ga.
 1974: W, 80-74 at Lexington
 W, 86-72 at Athens, Ga.
 W, 96-77 at Athens, Ga.
 W, 75-61 at Lexington
 1976: W, 92-76 at Lexington
 L, 86-81 at Athens, Ga.
 1977: W, 64-59^{OT} at Lexington
 W, 72-54 at Athens, Ga.
 1978: W, 90-73 at Lexington
 W, 78-67 at Athens, Ga.
 1979: W, 73-64 at Lexington
 W, 90-74 at Athens, Ga.
 1980: W, 95-69 at Lexington
 W, 56-49 at Lexington
 1981: W, 76-62 at Lexington
 W, 71-68^{OT} at Athens, Ga.
 1982: W, 68-66 at Athens, Ga.
 W, 82-73 at Lexington
 1983: L, 70-63 at Athens, Ga.
 W, 81-72 at Lexington
 1984: W, 64-40 at Lexington
 W, 66-64 at Athens, Ga.
 W, 92-79 at Nashville, Tenn. (SEC)
 1985: L, 81-73 at Athens, Ga.
 L, 79-77 at Lexington
 1986: W, 74-69 at Lexington
 W, 80-75 at Athens, Ga.
 1987: L, 69-65 at Louisville
 L, 79-71 at Athens, Ga.
 1988: W, 84-77 at Atlanta
 W, 80-72 at Lexington
 W, 62-57 at Baton Rouge, La. (SEC)
 1989: W, 76-65 at Lexington
 L, 84-72 at Athens, Ga.
 1990: L, 106-91 at Athens, Ga.
 W, 88-77 at Lexington
 1991: W, 81-80 at Athens, Ga.
 W, 96-84 at Lexington
 1992: W, 78-66 at Lexington
 W, 84-73 at Athens, Ga.
 1993: W, 74-59 at Athens, Ga.
 W, 86-70 at Lexington
 1994: L, 94-90^{OT} at Athens, Ga.
 W, 80-59 at Lexington
 1995: W, 83-71 at Lexington
 W, 97-74 at Athens, Ga.
 1996: W, 82-77 at Athens, Ga.
 W, 86-73 at Lexington
 1997: W, 86-65 at Athens, Ga.
 W, 82-57 at Lexington
 W, 95-68 at Memphis,

Tenn. (SEC)
 1998: W, 90-79 at Athens, Ga.
 W, 85-74 at Lexington
 1999: W, 91-83^{OT} at Athens, Ga.
 W, 92-71 at Lexington
 2000: W, 75-69 at Athens, Ga.
 W, 70-64 at Lexington
 2001: W, 67-63 at Lexington
 W, 85-70 at Athens, Ga.
 2002: L, 88-84 at Lexington
 L, 78-69 at Athens, Ga.
 2003: W, 87-67 at Lexington
 W, 74-66 at Athens, Ga.
 2004: L, 65-57 at Lexington
 L, 74-68 at Athens, Ga.
 W, 69-60 at Atlanta (SEC)
 2005: W, 76-55 at Athens, Ga.
 W, 60-51 at Lexington
 2006: W, 69-55 at Athens, Ga.
 W, 68-61 at Lexington
 2007: L, 78-69^{OT} at Athens, Ga.
 W, 82-70 at Lexington
 2008: W, 63-58 at Athens, Ga.
 W, 61-55 at Lexington
 L, 60-56^{OT} at Atlanta (SEC)
 2009: W, 68-45 at Athens, Ga.
 L, 90-85 at Lexington
 2010: W, 76-68 at Lexington
 W, 80-68 at Athens, Ga.
 2011: L, 70-77 at Athens, Ga.
 W, 66-60 at Lexington
 2012: W, 57-44 at Athens, Ga.
 W, 79-49 at Lexington
 2013: L, 72-62 at Athens, Ga.
 2014: W, 79-54 at Lexington
 W, 70-58 at Atlanta, Ga. (SEC)
 2015: W, 69-58 at Lexington
 W, 72-64 at Athens, Ga.
 2016: W, 82-48 at Lexington
 W, 93-80 at Nashville, Tenn. (SEC)
 2017: W, 90-81^{OT} at Lexington
 W, 82-77 at Athens, Ga.
 W, 71-60 at Nashville, Tenn. (SEC)
 2018: W, 66-61 at Lexington
 W, 62-49 at St. Louis (SEC)
 2019: W, 69-49 at Athens, Ga.
 2020: W, 78-69 at Athens, Ga.
 W, 89-79 at Lexington
 2021: L, 63-62 at Athens, Ga.
 2022: W, 92-77 at Lexington
 2023: W, 85-71 at Lexington
 L, 75-68 at Athens, Ga.
at Lexington: UK leads, 64-5
at Athens, Ga.: UK leads, 44-19
at Neutral Sites: UK leads, 23-3
at Atlanta: UK leads, 9-3
at Baton Rouge, La.: UK leads, 1-0
at Columbus, Ga.: UK leads, 1-0
at Knoxville, Tenn.: UK leads, 1-0
at Louisville: UK leads, 5-1
at Memphis, Tenn.: UK leads, 1-0
at Nashville, Tenn.: UK leads, 3-0
at Owensboro, Ky.: UK leads, 1-0
at St. Louis: UK leads, 1-0

GEORGIA STATE (UK LEADS, 2-0)

Season Score Site
 2005: W, 77-59 at Lexington
 2006: W, 73-46 at Atlanta
at Lexington: UK leads, 1-0
at Atlanta: UK leads, 1-0

GEORGIA TECH (UK LEADS, 57-16)

Season Score Site
 1924: W, 33-27 at Lexington
 1925: W, 18-16 at Atlanta
 1926: W, 25-24 at Lexington
 1927: L, 48-16 at Atlanta
 1928: L, 35-31 at Lexington
 1929: L, 33-19 at Atlanta
 1930: W, 39-19 at Lexington
 1931: W, 38-34 at Lexington
 W, 35-16 at Atlanta
 1933: W, 45-22 at Lexington
 1934: W, 49-25 at Lexington
 1935: W, 57-30 at Lexington
 1937: W, 40-30 at Knoxville, Tenn. (SEC)
 1940: L, 44-39 at Atlanta
 1941: W, 47-37 at Atlanta
 W, 60-41 at Lexington
 1942: W, 63-53 at Lexington
 W, 57-51 at Lexington
 1943: W, 38-36 at Atlanta
 W, 58-31 at Lexington
 1945: W, 64-58 at Atlanta
 W, 51-32 at Lexington
 1946: W, 68-43 at Atlanta
 W, 54-26 at Lexington
 1947: W, 70-47 at Atlanta
 W, 83-46 at Lexington
 W, 75-53 at Louisville (SEC)
 1948: W, 71-56 at Atlanta
 W, 78-54 at Lexington
 W, 54-43 at Louisville (SEC)
 1949: W, 56-45 at Atlanta
 W, 78-32 at Lexington
 1950: W, 61-47 at Atlanta
 W, 97-62 at Lexington
 1951: W, 82-61 at Atlanta
 W, 75-42 at Lexington
 W, 82-56 at Louisville (SEC)
 1952: W, 96-51 at Atlanta
 W, 93-42 at Lexington
 W, 80-59 at Louisville (SEC)
 1954: W, 105-53 at Lexington
 W, 99-48 at Louisville
 1955: L, 59-58 at Lexington
 L, 65-59 at Atlanta
 1956: W, 104-51 at Lexington
 W, 84-62 at Atlanta
 1957: W, 95-75 at Lexington
 W, 76-65 at Atlanta
 1958: W, 76-60 at Lexington
 L, 71-52 at Atlanta
 1959: W, 72-62 at Lexington
 W, 94-70 at Atlanta
 1960: L, 62-54 at Lexington
 L, 65-44 at Atlanta
 1961: W, 89-79 at Lexington
 L, 62-60 at Atlanta
 1962: W, 89-70 at Lexington
 W, 71-62 at Atlanta
 1963: L, 86-85^{2OT} at Lexington
 L, 66-62 at Atlanta
 1964: L, 76-67 at Atlanta
 W, 79-62 at Lexington
 1976: W, 66-64 at Lexington (UKIT)
 1992: L, 81-80 at Atlanta (Omni)
 1993: W, 96-87 at Lexington
 1996: W, 83-60 at Lexington
 1997: W, 88-59 at Atlanta (Georgia Dome)
 1998: W, 85-71 at Lexington
 1999: W, 80-39 at Atlanta (Georgia Dome)
 2000: W, 80-71 at Louisville

2001: L, 86-84 at Atlanta (Georgia Dome)
 2020: W, 67-53 at Lexington
 2021: L, 79-62 at Atlanta (State Farm Arena)
at Lexington: UK leads, 31-4
at Atlanta (campus): UK leads, 17-9
at Neutral Sites: UK leads, 9-3
at Atlanta: GT leads, 3-2
at Knoxville, Tenn.: UK leads, 1-0
at Louisville: UK leads, 6-0

GONZAGA (TIED, 1-1)

Season Score Site
 2003: W, 80-72 at Maui, Hawaii
 2023: L, 88-82 at Spokane, Wash.
at Spokane: GU leads, 1-0
at Neutral Sites: UK leads, 1-0
at Maui, Hawaii: UK leads, 1-0

GRAND CANYON (UK LEADS, 1-0)

Season Score Site
 2015: W, 85-45 at Lexington
at Lexington: UK leads, 1-0

GREAT LAKES (GL LEADS, 2-0)

Season Score Site
 1942: L, 58-47 at Louisville
 1943: L, 53-39 at Louisville
at Neutral Sites: GL leads, 2-0
at Louisville: GL leads, 2-0

HAMPTON (UK LEADS, 1-0)

Season Score Site
 2015: W, 79-56 at Louisville (NCAA)
at Neutral Sites: UK leads, 1-0
at Louisville: UK leads, 1-0

HARDIN-SIMMONS (UK LEADS, 1-0)

Season Score Site
 1966: W, 83-55 at Lexington
at Lexington: UK leads, 1-0

HARTFORD (UK LEADS, 1-0)

Season Score Site
 2010: W, 104-61 at Lexington
at Lexington: UK leads, 1-0

HARVARD (UK LEADS, 1-0)

Season Score Site
 2018: W, 79-70 at Lexington
at Lexington: UK leads, 1-0

HAWAII (UK LEADS, 2-0)

Season Score Site
 1986: W, 98-65 at Honolulu
 1988: W, 86-59 at Lexington
at Lexington: UK leads, 1-0
at Honolulu: UK leads, 1-0

HIGH POINT (UK LEADS, 4-0)

Season Score Site
 2001: W, 102-49 at Lexington
 2003: W, 84-64 at Lexington
 2006: W, 75-55 at Lexington
 2022: W, 92-48 at Lexington
at Lexington: UK leads, 4-0

HOFSTRA (UK LEADS, 1-0)

Season Score Site
 2017: W, 96-73 at Brooklyn, N.Y.
at Neutral Sites: UK leads, 1-0
at Brooklyn, N.Y.: UK leads, 1-0

**HOLY CROSS (UK LEADS, 3-0)**

| Season | Score | Site |
|-----------------------------------|----------|---------------------------|
| 1948: | W, 60-52 | at New York (NCAA) |
| 1949: | W, 51-48 | at Boston |
| 2001: | W, 72-68 | at Uniondale, N.Y. (NCAA) |
| at Boston: UK leads, 1-0 | | |
| at Neutral Sites: UK leads, 2-0 | | |
| at New York: UK leads, 1-0 | | |
| at Uniondale, N.Y.: UK leads, 1-0 | | |

HOUSTON (UK LEADS, 4-1)

| Season | Score | Site |
|------------------------------------|-----------|------------------------|
| 1957: | W, 111-76 | at New Orleans (Sugar) |
| 1984: | W, 75-67 | at Lexington |
| 2007: | W, 77-70 | at Lexington |
| 2008: | L, 83-69 | at Houston |
| 2019: | W, 62-58 | at Kansas City, Mo. |
| at Lexington: UK leads, 2-0 | | |
| at Houston: UH leads, 1-0 | | |
| at Neutral Sites: UK leads, 2-0 | | |
| at Kansas City, Mo.: UK leads, 1-0 | | |
| at New Orleans: UK leads, 1-0 | | |

HOWARD (UK LEADS, 1-0)

| Season | Score | Site |
|-----------------------------|----------|--------------|
| 2023: | W, 95-63 | at Lexington |
| at Lexington: UK leads, 1-0 | | |

IDAHO (UK LEADS, 2-0)

| Season | Score | Site |
|-----------------------------|----------|--------------|
| 1947: | W, 65-35 | at Lexington |
| 1956: | W, 91-35 | at Lexington |
| at Lexington: UK leads, 2-0 | | |

ILLINOIS (UK LEADS, 11-4)

| Season | Score | Site |
|---------------------------------|------------------------|-----------------------|
| 1925: | L, 36-26 | at Champaign, Ill. |
| 1942: | W, 46-44 | at New Orleans (NCAA) |
| 1944: | L, 43-41 | at Champaign, Ill. |
| | W, 51-40 | at Lexington |
| 1949: | W, 76-47 | at New York (NCAA) |
| 1951: | W, 76-74 | at New York (NCAA) |
| 1957: | W, 91-70 | at Lexington (UKIT) |
| 1959: | W, 76-75 | at Louisville |
| 1961: | W, 83-78 | at Lexington (UKIT) |
| 1965: | L, 91-86 | at Lexington (UKIT) |
| 1966: | W, 86-68 | at Champaign, Ill. |
| 1967: | L, 98-97 ^{OT} | at Lexington |
| 1983: | W, 76-57 | at Lexington |
| 1984: | W, 56-54 | at Champaign, Ill. |
| | W, 54-51 | at Lexington (NCAA) |
| at Lexington: UK leads, 5-2 | | |
| at Champaign, Ill.: Tied, 2-2 | | |
| at Neutral Sites: UK leads, 4-0 | | |
| at Louisville: UK leads, 1-0 | | |
| at New Orleans: UK leads, 1-0 | | |
| at New York: UK leads, 2-0 | | |

ILLINOIS STATE (UK LEADS, 1-0)

| Season | Score | Site |
|-----------------------------|----------|--------------|
| 2016: | W, 75-63 | at Lexington |
| at Lexington: UK leads, 1-0 | | |

INDIANA (UK LEADS, 32-25)

| Season | Score | Site |
|--------|----------|------------------------|
| 1925: | L, 20-18 | at Lexington |
| 1926: | L, 34-23 | at Bloomington, Ind. |
| 1927: | L, 38-19 | at Lexington |
| 1928: | L, 48-29 | at Bloomington, Ind. |
| 1941: | L, 48-45 | at New Orleans (Sugar) |
| 1943: | L, 58-52 | at Louisville |
| 1944: | W, 66-41 | at Louisville |

| | | |
|-------|-------------------------|------------------------|
| 1945: | W, 61-43 | at Louisville |
| 1966: | W, 91-56 | at Lexington (UKIT) |
| 1970: | W, 109-92 | at Lexington |
| 1971: | W, 95-93 ^{OT} | at Bloomington, Ind. |
| 1972: | L, 90-89 ^{2OT} | at Louisville |
| 1973: | L, 64-58 | at Bloomington, Ind. |
| | L, 72-65 | at Nashville (NCAA) |
| 1974: | L, 77-68 | at Louisville |
| 1975: | L, 98-74 | at Bloomington, Ind. |
| | W, 92-90 | at Dayton, Ohio (NCAA) |

| | | |
|-------|------------------------|----------------------------|
| 1976: | L, 77-68 ^{OT} | at Louisville |
| 1977: | W, 66-51 | at Bloomington, Ind. |
| 1978: | W, 78-64 | at Lexington |
| 1979: | L, 68-67 ^{OT} | at Bloomington, Ind. |
| 1980: | W, 69-58 | at Lexington |
| 1981: | W, 68-66 | at Bloomington, Ind. |
| 1982: | W, 85-69 | at Lexington |
| 1983: | L, 62-59 | at Bloomington, Ind. |
| | W, 64-59 | at Knoxville, Tenn. (NCAA) |

| | | |
|-------|------------------------|----------------------------|
| 1984: | W, 59-54 | at Lexington |
| 1985: | L, 81-68 | at Bloomington, Ind. |
| 1986: | W, 63-58 | at Lexington |
| 1987: | L, 71-66 | at Bloomington, Ind. |
| 1988: | W, 82-76 ^{OT} | at Indianapolis |
| 1989: | L, 75-52 | at Lexington |
| 1990: | L, 71-69 | at Indianapolis |
| 1991: | L, 87-84 | at Bloomington, Ind. |
| 1992: | W, 76-74 | at Indianapolis |
| 1993: | W, 81-79 | at Louisville |
| 1994: | L, 96-84 | at Indianapolis |
| 1995: | W, 73-70 | at Louisville |
| 1996: | W, 89-82 | at Indianapolis |
| 1997: | W, 99-65 | at Louisville |
| 1998: | W, 75-72 | at Indianapolis |
| 1999: | W, 70-61 ^{OT} | at Louisville |
| 2000: | L, 83-75 | at Indianapolis |
| 2001: | W, 88-74 | at Louisville |
| 2002: | W, 66-55 | at Indianapolis |
| 2003: | W, 70-64 | at Louisville |
| 2004: | W, 80-41 | at Indianapolis |
| 2005: | W, 73-58 | at Louisville |
| 2006: | L, 79-53 | at Indianapolis |
| 2007: | W, 59-54 | at Lexington |
| 2008: | L, 70-51 | at Bloomington, Ind. |
| 2009: | W, 72-54 | at Lexington |
| 2010: | W, 90-73 | at Bloomington, Ind. |
| 2011: | W, 81-62 | at Lexington |
| 2012: | L, 73-72 | at Bloomington, Ind. |
| | W, 102-90 | at Atlanta, Ga. (NCAA) |
| 2016: | L, 73-67 | at Des Moines, Iowa (NCAA) |

| | | |
|--------------------------------------|--|--|
| at Lexington: UK leads, 10-3 | | |
| at Bloomington, Ind.: IU leads, 11-4 | | |
| at Neutral Sites: UK leads, 18-11 | | |
| at Atlanta, Ga.: UK leads, 1-0 | | |
| at Dayton, Ohio: UK leads, 1-0 | | |
| at Des Moines, Iowa: IU leads, 1-0 | | |
| at Indianapolis: UK leads, 6-4 | | |
| at Knoxville, Tenn.: UK leads, 1-0 | | |
| at Louisville: UK leads, 9-4 | | |
| at Nashville, Tenn.: IU leads, 1-0 | | |
| at New Orleans: IU leads, 1-0 | | |

INDIANA CENTRAL (UK LEADS, 4-0)

| Season | Score | Site |
|-----------------------------|----------|--------------|
| 1947: | W, 78-36 | at Lexington |
| 1948: | W, 80-41 | at Lexington |
| 1949: | W, 74-38 | at Lexington |
| 1950: | W, 94-61 | at Lexington |
| at Lexington: UK leads, 4-0 | | |

IONA (UK LEADS, 6-0)

| Season | Score | Site |
|-------------------------------------|-----------|----------------------|
| 1978: | W, 104-65 | at Lexington |
| 1980: | W, 57-50 | at Anchorage, Alaska |
| 1987: | W, 75-59 | at Lexington (UKIT) |
| 1989: | W, 56-54 | at Anchorage, Alaska |
| 1996: | W, 106-79 | at New York |
| 2006: | W, 73-67 | at Louisville |
| at Lexington: UK leads, 2-0 | | |
| at Neutral Sites: UK leads, 4-0 | | |
| at Anchorage, Alaska: UK leads, 2-0 | | |
| at Louisville: UK leads, 1-0 | | |
| at New York: UK leads, 1-0 | | |

IOWA (UK LEADS, 5-3)

| Season | Score | Site |
|------------------------------------|----------|---------------------------|
| 1956: | L, 89-77 | at Iowa City, Iowa (NCAA) |
| 1963: | W, 94-69 | at Lexington (UKIT) |
| 1965: | W, 85-77 | at Lexington |
| 1973: | L, 79-66 | at Lexington |
| 1974: | W, 88-80 | at Iowa City, Iowa |
| 1997: | W, 75-69 | at Salt Lake City (NCAA) |
| 2001: | W, 92-79 | at Uniondale, N.Y. (NCAA) |
| 2006: | L, 67-63 | at Kansas City, Mo. |
| at Lexington: UK leads, 2-1 | | |
| at Iowa City, Iowa: Tied, 1-1 | | |
| at Neutral Sites: UK leads, 2-1 | | |
| at Kansas City, Mo.: IU leads, 1-0 | | |
| at Salt Lake City: UK leads, 1-0 | | |
| at Uniondale, N.Y.: UK leads, 1-0 | | |

IOWA STATE (UK LEADS, 3-0)

| Season | Score | Site |
|------------------------------------|-----------|----------------------------|
| 1965: | W, 100-74 | at Lexington |
| 1992: | W, 106-98 | at Worcester, Mass. (NCAA) |
| 2012: | W, 87-71 | at Louisville, Ky. (NCAA) |
| at Lexington: UK leads, 1-0 | | |
| at Neutral Sites: UK leads, 1-0 | | |
| at Louisville, Ky.: UK leads, 1-0 | | |
| at Worcester, Mass.: UK leads, 1-0 | | |

IUPUI (UK LEADS, 1-0)

| Season | Score | Site |
|------------------------------------|----------|----------------------------|
| 2003: | W, 95-64 | at Nashville, Tenn. (NCAA) |
| at Neutral Sites: UK leads, 1-0 | | |
| at Nashville, Tenn.: UK leads, 1-0 | | |

JACKSONVILLE (TIED, 1-1)

| Season | Score | Site |
|----------------------------------|------------|--------------------------|
| 1970: | L, 100-106 | at Columbus, Ohio (NCAA) |
| 1982: | W, 107-91 | at Lexington (UKIT) |
| at Lexington: UK leads, 1-0 | | |
| at Neutral Sites: IU leads, 1-0 | | |
| at Columbus, Ohio: IU leads, 1-0 | | |

JACKSONVILLE STATE (UK LEADS, 1-0)

| Season | Score | Site |
|------------------------------------|----------|---------------------|
| 2001: | W, 91-48 | at Cincinnati, Ohio |
| at Neutral Sites: UK leads, 1-0 | | |
| at Cincinnati, Ohio: UK leads, 1-0 | | |

KANSAS (UK LEADS, 24-11)

| Season | Score | Site |
|--------|------------------------|-------------------|
| 1951: | W, 68-39 | at Lexington |
| 1960: | W, 77-72 ^{OT} | at Lawrence, Kan. |
| 1970: | W, 115-85 | at Lexington |
| 1972: | W, 79-69 | at Lawrence, Kan. |
| 1973: | W, 77-71 | at Lexington |

| | | |
|-------|------------------------|-----------------------|
| 1974: | L, 71-63 | at Lawrence, Kan. |
| 1975: | W, 100-63 | at Louisville |
| 1976: | W, 54-48 | at Lawrence, Kan. |
| 1977: | W, 90-63 | at Lexington |
| 1978: | W, 73-66 | at Lawrence, Kan. |
| 1979: | W, 67-66 ^{OT} | at Lexington |
| 1980: | W, 57-56 | at Lawrence, Kan. |
| 1981: | W, 87-73 | at Lexington |
| 1982: | W, 77-74 ^{OT} | at Lawrence, Kan. |
| 1983: | W, 82-62 | at Louisville |
| 1985: | W, 72-50 | at Lawrence, Kan. |
| 1986: | W, 92-89 | at Louisville |
| 1987: | L, 83-66 | at Lawrence, Kan. |
| 1990: | L, 150-95 | at Lawrence, Kan. |
| 1991: | W, 88-71 | at Lexington |
| 1999: | W, 63-45 | at Chicago |
| | W, *92-88 | at New Orleans (NCAA) |

| | | |
|----------------------------------|------------------------|-----------------------|
| 2005: | L, 65-59 | at Lexington |
| 2006: | L, 73-46 | at Lawrence, Kan. |
| 2007: | L, 88-76 | at Chicago (NCAA) |
| 2012: | W, 75-65 | at New York |
| | W, 67-59 | at New Orleans (NCAA) |
| 2015: | W, 72-40 | at Indianapolis |
| 2016: | L, 90-84 ^{OT} | at Lawrence, Kan. |
| 2017: | L, 79-73 | at Lexington |
| 2018: | L, 65-61 | at Chicago |
| 2019: | W, 71-63 | at Lexington |
| 2021: | L, 65-62 | at Indianapolis |
| 2022: | W, 80-62 | at Lawrence, Kan. |
| 2023: | L, 77-68 | at Lexington |
| at Lexington: UK leads, 8-3 | | |
| at Lawrence, Kan.: UK leads, 8-5 | | |
| at Neutral Sites: UK leads, 8-3 | | |
| at Chicago: KU leads, 2-1 | | |
| at Indianapolis: Tied, 1-1 | | |
| at Louisville: UK leads, 3-0 | | |
| at New Orleans: UK leads, 2-0 | | |
| at New York: UK leads, 1-0 | | |

KANSAS STATE (UK LEADS, 9-2)

| Season | Score | Site |
|-----------------------------------|----------|-----------------------|
| 1940: | W, 53-26 | at Lexington |
| 1941: | W, 28-25 | at Manhattan, Kan. |
| 1951: | W, 68-58 | at Minneapolis (NCAA) |
| 1962: | W, 80-67 | at Lexington (UKIT) |
| 1967: | W, 83-79 | at Lexington (UKIT) |
| 1972: | W, 71-64 | at Manhattan, Kan. |
| 1976: | W, 81-78 | at New York (NIT) |
| 2009: | W, 74-72 | at Las Vegas |
| 2014: | W, 56-49 | at St. Louis (NCAA) |
| 2018: | L, 61-58 | at Atlanta (NCAA) |
| 2023: | L, 75-69 | at Greensboro (NCAA) |
| at Lexington: UK leads, 3-0 | | |
| at Manhattan, Kan.: UK leads, 2-0 | | |
| at Neutral Sites: UK leads, 4-2 | | |
| at Atlanta: KSU leads, 1-0 | | |
| at Greensboro: KSU leads, 1-0 | | |
| at Las Vegas: UK leads, 1-0 | | |
| at Minneapolis: UK leads, 1-0 | | |
| at New York: UK leads, 1-0 | | |
| at St. Louis: UK leads, 1-0 | | |

KENT STATE (UK LEADS, 1-0)

| Season | Score | Site |
|------------------------------------|----------|---------------------|
| 2002: | W, 82-68 | at Cincinnati, Ohio |
| at Neutral Sites: UK leads, 1-0 | | |
| at Cincinnati, Ohio: UK leads, 1-0 | | |

KENTUCKY STATE (UK LEADS, 1-0)

| Season | Score | Site |
|-----------------------------|-----------|--------------|
| 2002: | W, 118-63 | at Lexington |
| at Lexington: UK leads, 1-0 | | |

KENTUCKY WESLEYAN (UK LEADS, 8-2-1)

| Season | Score | Site |
|-------------------------------------|------------|--------------------|
| 1910: | W, 14-12 | at Winchester, Ky. |
| 1911: | L, 25-19 | at Winchester, Ky. |
| 1918: | W, 23-13 | at Lexington |
| | Tie, 21-21 | at Winchester, Ky. |
| 1919: | W, 46-5 | at Lexington |
| | W, 18-13 | at Lexington |
| 1920: | W, 43-13 | at Lexington |
| 1921: | W, 38-13 | at Lexington |
| 1927: | L, 31-24 | at Winchester, Ky. |
| 1930: | W, 32-20 | at Lexington |
| 1939: | W, 57-18 | at Lexington |
| at Lexington: UK leads, 7-0 | | |
| at Winchester, Ky.: KW leads, 2-1-1 | | |

LAFAYETTE (UK LEADS, 1-0)

| Season | Score | Site |
|-----------------------------|-----------|--------------|
| 2013: | W, 101-49 | at Lexington |
| at Lexington: UK leads, 1-0 | | |

LAMAR (UK LEADS, 4-0)

| Season | Score | Site |
|-----------------------------|-----------|--------------|
| 1987: | W, 71-56 | at Lexington |
| 2009: | W, 103-61 | at Lexington |
| 2012: | W, 86-64 | at Lexington |
| 2020: | W, 81-56 | at Lexington |
| at Lexington: UK leads, 4-0 | | |

LASALLE (UK LEADS, 3-0)

| Season | Score | Site |
|--------|----------|---------------------|
| 1954: | W, 73-60 | at Lexington (UKIT) |
| 1955: | W, 63-5 | |



2023: W, 86-63 at Lexington
 at Lexington: UK leads, 21-5
 at Louisville: UK leads, 13-10
 at Neutral Sites: UK leads, 4-2
 at Evanston, Ill.: UL leads, 1-0
 at Indianapolis, Ind.: UK leads, 1-0
 at Knoxville, Tenn.: UL leads, 1-0
 at New Orleans: UK leads, 1-0
 at New York: UK leads, 1-0
 at Raleigh, N.C.: UK leads, 1-0

LOUISVILLE COLISEUM (TIED, 1-1)

| Season | Score | Site |
|------------------------------|----------|---------------|
| 1908: | W, 29-28 | at Lexington |
| | L, 30-18 | at Louisville |
| at Lexington: UK leads, 1-0 | | |
| at Louisville: LC leads, 1-0 | | |

LOUISVILLE YMCA (UK LEADS, 1-0)

| Season | Score | Site |
|-----------------------------|----------|--------------|
| 1914: | W, 30-21 | at Lexington |
| at Lexington: UK leads, 1-0 | | |

LOUISVILLE YMHA (UK LEADS, 1-0)

| Season | Score | Site |
|-----------------------------|----------|--------------|
| 1914: | W, 59-12 | at Lexington |
| at Lexington: UK leads, 1-0 | | |

LOYOLA, ILL. (UK LEADS, 4-3)

| Season | Score | Site |
|---------------------------------|-----------|-----------------------|
| 1949: | L, 67-56 | at New York (NIT) |
| 1951: | W, 97-61 | at Lexington |
| 1957: | W, 81-62 | at Lexington |
| | W, 115-65 | at Chicago |
| 1958: | W, 75-42 | at Lexington |
| | L, 57-56 | at Chicago |
| 1964: | L, 100-91 | at Minneapolis (NCAA) |
| at Lexington: UK leads, 3-0 | | |
| at Chicago: Tied, 1-1 | | |
| at Neutral Sites: LU leads, 2-0 | | |
| at Minneapolis: LU leads, 1-0 | | |
| at New York: LU leads, 1-0 | | |

LOYOLA, LA. (UK LEADS, 1-0)

| Season | Score | Site |
|---------------------------------|----------|------------------------|
| 1964: | W, 86-64 | at New Orleans (Sugar) |
| at Neutral Sites: UK leads, 1-0 | | |
| at New Orleans: UK leads, 1-0 | | |

LOYOLA, (MD.) (UK LEADS, 1-0)

| Season | Score | Site |
|-----------------------------|----------|--------------|
| 2012: | W, 87-63 | at Lexington |
| at Lexington: UK leads, 1-0 | | |

LSU (UK LEADS, 92-28)

| Season | Score | Site |
|--------|-----------|---------------------------|
| 1933: | W, 51-38 | at Atlanta (SEC) |
| 1937: | W, 57-37 | at Knoxville, Tenn. (SEC) |
| 1939: | W, 53-34 | at Knoxville, Tenn. (SEC) |
| 1944: | W, 55-28 | at Louisville (SEC) |
| 1945: | W, 68-37 | at Louisville (SEC) |
| 1946: | W, 59-36 | at Louisville (SEC) |
| 1948: | W, 63-47 | at Louisville (SEC) |
| 1951: | W, 81-59 | at Baton Rouge, La. |
| 1952: | W, 57-47 | at Lexington |
| | W, 44-43 | at Louisville (SEC) |
| 1954: | W, 63-56 | at Nashville, Tenn. (SEC) |
| 1955: | W, 74-58 | at Lexington |
| | W, 64-62 | at Baton Rouge, La. |
| 1956: | W, 62-52 | at Baton Rouge, La. |
| | W, 107-65 | at Lexington |

| | | |
|-------|------------------------|---------------------------|
| 1957: | W, 51-46 | at Baton Rouge, La. |
| 1958: | W, 97-52 | at Lexington |
| 1959: | W, 76-61 | at Baton Rouge, La. |
| 1960: | W, 77-45 | at Lexington |
| 1961: | L, 73-59 | at Baton Rouge, La. |
| 1962: | W, 84-63 | at Lexington |
| 1963: | W, 63-56 | at Baton Rouge, La. |
| 1964: | W, 103-84 | at Lexington |
| 1965: | W, 79-66 | at Baton Rouge, La. |
| 1966: | W, 111-85 | at Lexington |
| 1967: | W, 102-72 | at Lexington |
| | W, 105-84 | at Baton Rouge, La. |
| 1968: | W, 121-95 | at Baton Rouge, La. |
| | W, 109-96 | at Lexington |
| 1969: | W, 108-96 | at Baton Rouge, La. |
| | W, 103-89 | at Lexington |
| 1970: | W, 109-96 | at Lexington |
| | W, 121-105 | at Baton Rouge, La. |
| 1971: | W, 82-79 | at Baton Rouge, La. |
| | W, 110-73 | at Lexington |
| 1972: | W, 89-71 | at Lexington |
| | L, 88-71 | at Baton Rouge, La. |
| 1973: | W, 86-71 | at Baton Rouge, La. |
| | W, 94-76 | at Lexington |
| 1974: | L, 95-84 | at Baton Rouge, La. |
| | W, 73-70 | at Lexington |
| 1975: | W, 115-80 | at Lexington |
| | W, 77-76 | at Baton Rouge, La. |
| 1976: | W, 85-71 | at Lexington |
| | W, 85-70 | at Baton Rouge, La. |
| 1977: | W, 87-72 | at Lexington |
| | W, 90-76 | at Baton Rouge, La. |
| 1978: | W, 96-76 | at Lexington |
| | L, 95-94 ^{OT} | at Baton Rouge, La. |
| 1979: | L, 93-89 | at Lexington |
| | L, 70-61 | at Baton Rouge, La. |
| | W, 80-67 | at Birmingham, Ala. (SEC) |
| 1980: | L, 65-60 | at Lexington |
| | W, 76-74 ^{OT} | at Baton Rouge, La. |
| | L, 80-78 | at Birmingham, Ala. (SEC) |
| 1981: | L, 81-67 | at Baton Rouge, La. |
| | W, 73-71 | at Lexington |
| 1982: | W, 76-65 | at Lexington |
| | L, 94-78 | at Baton Rouge, La. |
| 1983: | W, 52-50 | at Lexington |
| | L, 74-60 | at Baton Rouge, La. |
| 1984: | W, 96-80 | at Baton Rouge, La. |
| | W, 90-68 | at Lexington |
| 1985: | W, 53-43 | at Lexington |
| | L, 67-61 | at Baton Rouge, La. |
| 1986: | W, 54-52 | at Baton Rouge, La. |
| | W, 68-57 | at Lexington |
| | W, 61-58 | at Lexington (SEC) |
| | L, 59-57 | at Atlanta (NCAA) |
| 1987: | L, 76-41 | at Lexington |
| | L, 65-52 | at Baton Rouge, La. |
| 1988: | W, 76-61 | at Baton Rouge, La. |
| | W, 95-69 | at Lexington |
| | W, 86-80 | at Baton Rouge, La. (SEC) |
| 1989: | L, 64-62 | at Lexington |
| | L, 99-80 | at Baton Rouge, La. |
| 1990: | L, 94-81 | at Baton Rouge, La. |
| | W, 100-95 | at Lexington |
| 1991: | W, 93-80 | at Lexington |
| | L, 107-88 | at Baton Rouge, La. |
| 1992: | L, 74-53 | at Baton Rouge, La. |
| | W, 63-56 | at Birmingham, Ala. (SEC) |
| 1993: | W, 105-67 | at Lexington |
| | W, 82-65 | at Lexington (SEC) |
| 1994: | W, 99-95 | at Baton Rouge, La. |
| 1995: | W, 127-80 | at Lexington |

| | | |
|--------------------------------------|------------------------|----------------------|
| 1996: | W, 129-97 | at Baton Rouge, La. |
| 1997: | W, 84-48 | at Lexington |
| 1998: | W, 63-61 | at Baton Rouge, La. |
| 1999: | W, 86-62 | at Lexington |
| 2000: | L, 70-57 | at Baton Rouge, La. |
| 2001: | W, 84-61 | at Lexington |
| 2002: | W, 68-56 | at Baton Rouge, La. |
| 2003: | W, 68-57 | at Lexington |
| 2004: | W, 70-64 | at Baton Rouge, La. |
| 2005: | W, 89-58 | at Lexington |
| | W, 79-78 ^{OT} | at Atlanta (SEC) |
| 2006: | L, 71-67 | at Baton Rouge, La. |
| 2007: | W, 70-63 | at Lexington |
| 2008: | W, 67-63 | at Baton Rouge, La. |
| 2009: | L, 73-70 | at Tampa, Fla. (SEC) |
| | L, 67-58 | at Lexington |
| 2010: | W, 81-55 | at Baton Rouge, La. |
| 2011: | W, 82-44 | at Lexington |
| 2012: | W, 74-50 | at Baton Rouge, La. |
| | W, 60-51 | at New Orleans (SEC) |
| 2013: | W, 75-70 | at Lexington |
| 2014: | L, 87-82 | at Baton Rouge, La. |
| | W, 77-76 ^{OT} | at Lexington |
| | W, 85-67 | at Atlanta (SEC) |
| 2015: | W, 71-69 | at Baton Rouge, La. |
| 2016: | L, 85-67 | at Baton Rouge, La. |
| | W, 94-77 | at Lexington |
| 2017: | W, 92-85 | at Lexington |
| 2018: | W, 74-71 | at Baton Rouge, La. |
| 2019: | L, 73-71 | at Lexington |
| 2020: | W, 79-76 | at Baton Rouge, La. |
| 2021: | W, 82-69 | at Lexington |
| 2022: | L, 65-60 | at Baton Rouge, La. |
| | W, 71-66 | at Lexington |
| 2023: | W, 74-71 | at Lexington |
| at Lexington: UK leads, 47-6 | | |
| at Baton Rouge, La.: UK leads, 32-19 | | |
| at Neutral Sites: UK lead, 14-3 | | |
| at Atlanta: UK leads, 3-1 | | |
| at Birmingham, Ala.: UK leads, 2-1 | | |
| at Knoxville, Tenn.: UK leads, 2-0 | | |
| at Louisville: UK leads, 5-0 | | |
| at Nashville, Tenn.: UK leads, 1-0 | | |
| at New Orleans.: UK leads, 1-0 | | |
| at Tampa, Fla.: LSU leads 1-0 | | |

MAINE (UK LEADS, 1-0)

| Season | Score | Site |
|-----------------------------|-----------|--------------|
| 1981: | W, 100-54 | at Lexington |
| at Lexington: UK leads, 1-0 | | |

MARIETTA (TIED, 2-2)

| Season | Score | Site |
|-------------------------|----------|--------------|
| 1913: | W, 42-16 | at Lexington |
| 1914: | W, 19-17 | at Lexington |
| 1916: | L, 27-22 | at Lexington |
| | L, 27-23 | at Lexington |
| at Lexington: Tied, 2-2 | | |

MARIST (UK LEADS, 1-0)

| Season | Score | Site |
|-----------------------------|-----------|--------------|
| 2012: | W, 108-58 | at Lexington |
| at Lexington: UK leads, 1-0 | | |

MARQUETTE (TIED, 7-7)

| Season | Score | Site |
|--------|-----------|--------------------------|
| 1938: | W, 35-33 | at Lexington |
| 1939: | W, 37-31 | at Lexington |
| 1940: | W, 51-45 | at Milwaukee |
| 1955: | L, 79-71 | at Evanston, Ill. (NCAA) |
| 1959: | W, 98-69 | at Evanston, Ill. (NCAA) |
| 1961: | L, 88-72 | at Chicago |
| 1968: | W, 107-89 | at Lexington (NCAA) |

| | | |
|--|----------|--------------------------------|
| 1969: | L, 81-74 | at Madison, Wis. (NCAA) |
| 1971: | L, 91-74 | at Athens, Ga. (NCAA) |
| 1972: | W, 85-69 | at Dayton, Ohio (NCAA) |
| 1975: | W, 76-54 | at Tuscaloosa, Ala. (NCAA) |
| 1994: | L, 75-63 | at St. Petersburg, Fla. (NCAA) |
| 2003: | L, 83-69 | at Minneapolis (NCAA) |
| 2008: | L, 74-66 | at Anaheim, Calif. (NCAA) |
| at Lexington: UK leads, 3-0 | | |
| at Milwaukee: UK leads, 1-0 | | |
| at Neutral Sites: MU leads, 7-3 | | |
| at Anaheim, Calif.: MU leads, 1-0 | | |
| at Athens, Ga.: MU leads, 1-0 | | |
| at Chicago: MU leads, 1-0 | | |
| at Dayton, Ohio: UK leads, 1-0 | | |
| at Evanston, Ill.: Tied, 1-1 | | |
| at Madison, Wis.: MU leads, 1-0 | | |
| at Minneapolis: MU leads, 1-0 | | |
| at St. Petersburg, Fla.: MU leads, 1-0 | | |
| at Tuscaloosa, Ala.: UK leads, 1-0 | | |

MARSHALL (UK LEADS, 12-0)

| Season | Score | Site |
|-------------------------------------|-----------|----------------------|
| 1914: | W, 46-6 | at Huntington, W.Va. |
| 1922: | W, 34-12 | at Lexington |
| 1931: | W, 42-26 | at Lexington |
| 1932: | W, 46-16 | at Lexington |
| 1933: | W, 57-23 | at Ashland, Ky. |
| 1934: | W, 48-26 | at Lexington |
| 1989: | W, 91-78 | at Lexington (UKIT) |
| 1995: | W, 116-75 | at Lexington |
| 1996: | W, 118-99 | at Louisville |
| 2002: | W, 90-73 | at Lexington |
| 2004: | W, 89-76 | at Cincinnati |
| 2013: | W, 82-54 | at Lexington |
| at Lexington: UK leads, 8-0 | | |
| at Huntington, W.Va.: UK leads, 1-0 | | |
| at Neutral Sites: MU leads, 3-0 | | |
| at Ashland, Ky.: UK leads, 1-0 | | |
| at Cincinnati: UK leads, 1-0 | | |
| at Louisville: UK leads, 1-0 | | |

MARYLAND (UK LEADS, 8-5)

| Season | Score | Site |
|---|------------------------|--------------------------|
| 1928: | L, 37-7 | at College Park, Md. |
| 1930: | W, 26-21 | at Atlanta (So.Con.) |
| 1931: | L, 29-27 | at Atlanta (So.Con.) |
| 1956: | W, 62-61 | at College Park, Md. |
| 1957: | W, 76-55 | at Lexington |
| 1958: | L, 71-62 | at College Park, Md. |
| 1959: | W, 58-56 ^{OT} | at Lexington |
| 1996: | W, 96-84 | at Springfield, Mass. |
| 1999: | W, 103-91 | at Lexington |
| 2000: | W, 61-58 | at New York |
| | L, 72-66 | at College Park, Md. |
| 2002: | L, 78-68 | at Syracuse, N.Y. (NCAA) |
| 2013: | W, 72-69 | at Brooklyn, N.Y. |
| at Lexington: UK leads, 3-0 | | |
| at College Park, Md.: UM leads, 3-1 | | |
| at Neutral Sites: UK leads, 4-2 | | |
| at Atlanta: Tied, 1-1 | | |
| at Brooklyn: UK leads, 1-0 | | |
| at New York: UK leads, 1-0 | | |
| at Springfield, Mass.: UK leads, 1-0 | | |
| at Syracuse, N.Y.: UM leads, 1-0 | | |
| *As part of sanctions imposed upon the UK basketball program in 1989, the NCAA ordered Kentucky to erase from the record three NCAA Tournament games from the 1987-88 season. | | |

Kentucky's 99-84 win over Southern, a 90-81 win over Maryland and an 80-74 loss to Villanova have been deleted from the records.

MARYVILLE (UK LEADS, 5-0)

| Season | Score | Site |
|------------------------------------|----------|---------------------|
| 1915: | W, 37-17 | at Lexington |
| | W, 23-22 | at Maryville, Tenn. |
| 1916: | W, 36-25 | at Lexington |
| 1920: | W, 27-13 | at Lexington |
| 1941: | W, 53-14 | at Lexington |
| at Lexington: UK leads, 4-0 | | |
| at Maryville, Tenn.: UK leads, 1-0 | | |

MEMPHIS (UM LEADS, 1-0)

| Season | Score | Site |
|---------------------------------|----------|-------------|
| 2007: | L, 80-63 | at Honolulu |
| at Neutral Sites: UM leads, 1-0 | | |
| at Honolulu: UM leads, 1-0 | | |

MERCER (UK LEADS, 2-1)

| Season | Score | Site |
|-----------------------------|----------|-------------------|
| 1921: | W, 49-25 | at Atlanta (SIAA) |
| 1922: | L, 35-22 | at Atlanta (SIAA) |
| 1999: | W, 82-51 | at Lexington |
| at Lexington: UK leads, 1-0 | | |
| at Neutral Sites: Tied, 1-1 | | |
| at Atlanta: Tied, 1-1 | | |

MEXICO (UK LEADS, 3-0)

| Season | Score | Site |
|-----------------------------|----------|--------------|
| 1933: | W, 81-22 | at Lexington |
| 1937: | W, 58-30 | at Lexington |
| 1942: | W, 56-26 | at Lexington |
| at Lexington: UK leads, 3-0 | | |

MEXICO YMCA (UK LEADS, 1-0)

| Season | Score | Site |
|-----------------------------|----------|--------------|
| 1924: | W, 25-14 | at Lexington |
| at Lexington: UK leads, 1-0 | | |

MIAMI, FLA. (UK LEADS, 3-1)

| Season | Score | Site |
|--------|-----------|--------------|
| 1957: | W, 114-75 | at Lexington |
| 1999: | W, 74-65 | at Lexington |
| 2000: | W, 60-57 | at Miami |



| MIDDLE TENNESSEE STATE (MTSU LEADS, 1-0) | | | |
|---|-------------------------|---------------------------|--------|
| Season | Score | Site | |
| 1982: | L, 50-44 | at Nashville, Tenn. | (NCAA) |
| at Neutral Sites: MT leads, 1-0 at Nashville, Tenn.: MT leads, 1-0 | | | |
| MINNESOTA (UK LEADS, 4-1) | | | |
| Season | Score | Site | |
| 1952: | L, 61-57 | at Minneapolis | |
| 1954: | W, 74-59 | at Lexington | |
| 1956: | W, 72-65 | at Lexington (UKIT) | |
| 1958: | W, 78-58 | at Lexington (UKIT) | |
| 1997: | W, 78-69 | at Indianapolis (NCAA) | |
| at Lexington: UK leads, 3-0 at Minneapolis: UM leads, 0-1 at Neutral Sites: UK leads, 1-0 at Indianapolis: UK leads, 1-0 | | | |
| MISSISSIPPI STATE (UK LEADS, 101-21) | | | |
| Season | Score | Site | |
| 1921: | W, 28-13 | at Atlanta (SIAA) | |
| 1922: | W, 28-21 | at Lexington | |
| 1924: | L, 17-16 | at Lexington | |
| 1925: | W, 31-26 | at Atlanta (So.Con.) | |
| 1926: | L, 31-26 | at Atlanta (So.Con.) | |
| 1929: | W, 25-23 ^{OT} | at Starkville, Miss. | |
| | W, 32-14 | at Jackson, Miss. | |
| 1930: | W, 38-17 | at Lexington | |
| | W, 20-14 | at Lexington | |
| 1933: | W, 46-27 | at Atlanta (SEC) | |
| 1936: | W, 41-39 | at Knoxville, Tenn. (SEC) | |
| 1939: | W, 39-28 | at Lexington | |
| 1940: | W, 45-37 | at Lexington | |
| 1943: | W, 52-43 | at Louisville (SEC) | |
| 1950: | W, 87-55 | at Owensboro, Ky. | |
| | W, 56-46 | at Louisville (SEC) | |
| 1951: | W, 80-60 | at Starkville, Miss. | |
| | W, 92-70 | at Louisville (SEC) | |
| 1952: | W, 110-66 | at Lexington | |
| 1954: | W, 81-49 | at Lexington | |
| 1955: | W, 61-56 | at Starkville, Miss. | |
| 1956: | W, 86-65 | at Lexington | |
| 1957: | L, 89-81 | at Starkville, Miss. | |
| 1958: | W, 72-62 | at Lexington | |
| 1959: | L, 66-58 | at Starkville, Miss. | |
| 1960: | W, 90-59 | at Lexington | |
| 1961: | W, 68-62 | at Starkville, Miss. | |
| 1962: | L, 49-44 | at Lexington | |
| 1963: | L, 56-52 | at Starkville, Miss. | |
| 1964: | W, 65-59 | at Lexington | |
| 1965: | W, 74-56 | at Lexington | |
| 1966: | W, 73-69 | at Starkville, Miss. | |
| 1967: | L, 77-72 ^{OT} | at Lexington | |
| | W, 103-74 | at Starkville, Miss. | |
| 1968: | W, 92-84 | at Starkville, Miss. | |
| | W, 107-81 | at Lexington | |
| 1969: | W, 91-72 | at Starkville, Miss. | |
| | W, 91-69 | at Lexington | |
| 1970: | W, 111-76 | at Lexington | |
| | W, 86-57 | at Starkville, Miss. | |
| 1971: | W, 79-71 | at Starkville, Miss. | |
| | W, 102-83 | at Lexington | |
| 1972: | W, 104-76 | at Lexington | |
| | W, 63-55 | at Starkville, Miss. | |
| 1973: | W, 90-81 | at Starkville, Miss. | |
| | W, 100-87 ^{OT} | at Lexington | |
| 1974: | W, 82-70 | at Starkville, Miss. | |
| | W, 108-69 | at Lexington | |
| 1975: | W, 112-79 | at Lexington | |
| | W, 118-80 | at Starkville, Miss. | |
| 1976: | L, 77-73 | at Starkville, Miss. | |
| | W, 94-93 ^{OT} | at Lexington | |
| 1977: | W, 92-85 | at Starkville, Miss. | |

| | | | |
|---|-------------------------|---------------------------|--|
| 1978: | W, 77-64 | at Lexington | |
| | W, 75-65 | at Starkville, Miss. | |
| | W, 58-56 | at Lexington | |
| 1979: | L, 63-61 | at Starkville, Miss. | |
| | W, 80-65 | at Lexington | |
| 1980: | W, 89-67 | at Starkville, Miss. | |
| | W, 71-65 | at Lexington | |
| 1981: | W, 71-64 | at Lexington | |
| | W, 78-74 | at Starkville, Miss. | |
| 1982: | L, 56-51 | at Starkville, Miss. | |
| | W, 71-54 | at Lexington | |
| 1983: | W, 59-53 ^{OT} | at Starkville, Miss. | |
| | W, 88-67 | at Lexington | |
| 1984: | W, 51-42 | at Lexington | |
| | W, 77-58 | at Starkville, Miss. | |
| 1985: | W, 58-57 | at Lexington | |
| | L, 82-69 | at Starkville, Miss. | |
| 1986: | W, 64-52 | at Starkville, Miss. | |
| | W, 88-62 | at Lexington | |
| 1987: | W, 57-49 | at Starkville, Miss. | |
| | W, 50-36 | at Lexington | |
| 1988: | W, 93-52 | at Lexington | |
| | W, 83-59 | at Starkville, Miss. | |
| 1989: | W, 73-61 | at Lexington | |
| | L, 68-67 | at Starkville, Miss. | |
| 1990: | W, 102-97 ^{OT} | at Lexington | |
| | L, 87-86 | at Starkville, Miss. | |
| 1991: | W, 89-70 | at Lexington | |
| | L, 83-82 | at Starkville, Miss. | |
| 1992: | W, 89-84 | at Starkville, Miss. | |
| 1993: | W, 87-63 | at Lexington | |
| 1994: | W, 86-70 | at Starkville, Miss. | |
| | W, 95-76 | at Memphis, Tenn. (SEC) | |
| 1995: | L, 76-71 | at Lexington | |
| 1996: | W, 74-56 | at Starkville, Miss. | |
| | L, 84-73 | at New Orleans (SEC) | |
| 1997: | W, 90-61 | at Lexington | |
| 1998: | W, 77-71 | at Starkville, Miss. | |
| 1999: | W, 76-49 | at Lexington | |
| 2000: | W, 73-61 | at Starkville, Miss. | |
| 2001: | W, 76-57 | at Lexington | |
| 2002: | L, 74-69 ^{OT} | at Starkville, Miss. | |
| 2003: | W, 70-62 | at Lexington | |
| | W, 64-57 | at New Orleans (SEC) | |
| 2004: | W, 67-66 | at Starkville, Miss. | |
| 2005: | W, 94-78 | at Lexington | |
| 2006: | W, 81-66 | at Starkville, Miss. | |
| 2007: | W, 64-60 | at Lexington | |
| | L, 84-82 ^{OT} | at Atlanta (SEC) | |
| 2008: | L, 69-64 | at Starkville, Miss. | |
| 2009: | L, 66-57 | at Lexington | |
| 2010: | W, 81-75 ^{OT} | at Starkville, Miss. | |
| | W, 75-74 ^{OT} | at Nashville, Tenn. (SEC) | |
| 2011: | W, 85-79 | at Lexington | |
| 2012: | W, 73-64 | at Starkville, Miss. | |
| 2013: | W, 85-55 | at Lexington | |
| 2014: | W, 85-63 | at Lexington | |
| | W, 69-59 | at Starkville, Miss. | |
| 2015: | W, 74-56 | at Starkville, Miss. | |
| 2016: | W, 80-74 | at Lexington | |
| 2017: | W, 88-81 | at Starkville, Miss. | |
| 2018: | W, 78-65 | at Lexington | |
| 2019: | W, 76-55 | at Lexington | |
| | W, 71-67 | at Starkville, Miss. | |
| 2020: | W, 80-72 | at Lexington | |
| 2021: | W, 78-73 ^{2OT} | at Starkville, Miss. | |
| | L, 74-73 | at Nashville, Tenn. (SEC) | |
| 2022: | W, 82-74 ^{OT} | at Lexington | |
| 2023: | W, 71-68 | at Starkville, Miss. | |
| at Lexington: UK leads, 51-5 at Starkville, Miss.: UK leads, 38-12 at Neutral Sites: UK leads, 12-4 | | | |

| at Atlanta: UK leads, 3-2 at Jackson, Miss.: UK leads, 1-0 at Knoxville, Tenn.: UK leads, 1-0 at Louisville: UK leads, 3-0 at Memphis, Tenn.: UK leads, 1-0 at Nashville, Tenn.: Tied, 1-1 at New Orleans: Tied, 1-1 at Owensboro, Ky.: UK leads, 1-0 | | | |
|--|------------------------|------------------------|--|
| MISSISSIPPI VALLEY STATE (UK LEADS, 3-0) | | | |
| Season | Score | Site | |
| 2007: | W, 79-56 | at Lexington | |
| 2009: | W, 88-65 | at Lexington | |
| 2011: | W, 85-60 | at Lexington | |
| at Lexington: UK leads, 3-0 | | | |
| MISSOURI (UK LEADS, 14-3) | | | |
| Season | Score | Site | |
| 1961: | W, 81-69 | at Lexington | |
| 1972: | W, 83-72 | at Lexington (UKIT) | |
| 1998: | W, 77-55 | at Maui, Hawaii | |
| 2000: | W, 70-53 | at New Orleans (Sugar) | |
| 2013: | W, 90-83 ^{OT} | at Lexington | |
| 2014: | W, 84-79 | at Columbia, Mo. | |
| 2015: | W, 86-37 | at Lexington | |
| | W, 69-53 | at Columbia, Mo. | |
| 2016: | W, 88-54 | at Lexington | |
| 2017: | W, 72-62 | at Columbia, Mo. | |
| 2018: | L, 69-60 | at Columbia, Mo. | |
| | W, 87-66 | at Lexington | |
| 2019: | W, 66-58 | at Columbia, Mo. | |
| 2020: | W, 71-59 | at Lexington | |
| 2021: | L, 75-70 | at Columbia, Mo. | |
| 2022: | W, 83-56 | at Lexington | |
| 2023: | L, 89-75 | at Columbia, Mo. | |
| at Lexington: UK leads, 8-0 at Columbia, Mo.: UK leads, 4-3 at Neutral Sites: UK leads, 2-0 at Maui, Hawaii: UK leads, 1-0 at New Orleans: UK leads, 1-0 | | | |
| MONMOUTH (UK LEADS, 2-0) | | | |
| Season | Score | Site | |
| 2018: | W, 93-76 | at New York | |
| 2019: | W, 90-44 | at Lexington | |
| at Lexington: UK leads, 1-0 at Neutral Sites: UK leads, 1-0 at New York: UK leads, 1-0 | | | |
| MONTANA (UK LEADS, 1-0) | | | |
| Season | Score | Site | |
| 1997: | W, 81-69 | at Salt Lake City | |
| (NCAA) | | | |
| at Neutral Sites: UK leads, 1-0 at Salt Lake City: UK leads, 1-0 | | | |
| MONTANA STATE (UK LEADS, 1-0) | | | |
| Season | Score | Site | |
| 2015: | W, 86-28 | at Lexington | |
| at Lexington: UK leads, 1-0 | | | |
| MOORES HILL (UK LEADS, 1-0) | | | |
| Season | Score | Site | |
| 1906: | W, 32-11 | at Moores Hill, Ind. | |
| at Moores Hill, Ind.: UK leads, 1-0 | | | |
| MOREHEAD STATE (UK LEADS, 11-0) | | | |
| Season | Score | Site | |
| 1961: | W, 71-64 | at Louisville (NCAA) | |
| 1992: | W, 101-84 | at Louisville | |
| 1993: | W, 108-65 | at Lexington | |
| 1994: | W, 97-61 | at Lexington | |
| 1996: | W, 96-32 | at Lexington | |
| 1998: | W, 88-49 | at Lexington | |

| 2002: | W, 94-75 | at Lexington | |
|---|-----------|--------------------------|--|
| 2005: | W, 71-40 | at Lexington | |
| 2010: | W, 75-59 | at Lexington | |
| 2013: | W, 81-70 | at Lexington | |
| 2021: | W, 81-45 | at Lexington | |
| at Lexington: UK leads, 9-0 at Neutral Sites: UK leads, 2-0 at Louisville: UK leads, 2-0 | | | |
| MOUNT ST. MARY'S (UK LEADS, 3-0) | | | |
| Season | Score | Site | |
| 1995: | W, 113-67 | at Memphis, Tenn. (NCAA) | |
| 2020: | W, 82-62 | at Lexington | |
| 2022: | W, 80-55 | at Lexington | |
| at Lexington: UK leads, 2-1 at Neutral Sites: UK leads, 1-0 at Memphis, Tenn.: UK leads, 1-0 | | | |
| NAVY (UK LEADS, 3-1) | | | |
| Season | Score | Site | |
| 1929: | L, 32-26 | at Annapolis, Md. | |
| 1959: | W, 82-69 | at Lexington | |
| 1970: | W, 73-59 | at Lexington (UKIT) | |
| 1987: | W, 80-69 | at Lexington | |
| at Lexington: UK leads, 3-0 at Annapolis, Md.: Navy leads, 1-0 | | | |
| NC STATE (UK LEADS, 3-1) | | | |
| Season | Score | Site | |
| 1931: | W, 33-28 | at Atlanta (So.Con.) | |
| 1947: | W, 60-42 | at New York (NIT) | |
| 1985: | W, 78-62 | at Lexington | |
| 1986: | L, 54-51 | at Raleigh, N.C. | |
| at Lexington: UK leads, 1-0 at Raleigh, N.C.: NCS leads, 1-0 at Neutral Sites: UK leads, 2-0 at Atlanta: UK leads, 1-0 at New York: UK leads, 1-0 | | | |
| NEBRASKA (UK LEADS, 2-1) | | | |
| Season | Score | Site | |
| 1941: | L, 40-39 | at Lincoln, Neb. | |
| 1942: | W, 42-27 | at Lexington | |
| 1973: | W, 85-60 | at Lexington (UKIT) | |
| at Lexington: UK leads, 2-0 at Lincoln, Neb.: NU leads, 1-0 | | | |
| NEW ALBANY YMCA (Y. LEADS, 1-0) | | | |
| Season | Score | Site | |
| 1906: | L, 29-12 | at New Albany, Ind. | |
| at New Albany, Ind.: YMCA leads, 1-0 | | | |
| NEW MEXICO STATE (UK LEADS, 1-0) | | | |
| Season | Score | Site | |
| 1999: | W, 82-60 | at New Orleans | |
| (NCAA) | | | |
| at Neutral Sites: UK leads, 1-0 at New Orleans: UK leads, 1-0 | | | |
| NEW YORK U. (NYU LEADS, 2-0) | | | |
| Season | Score | Site | |
| 1935: | L, 23-22 | at New York | |
| 1936: | L, 41-28 | at New York | |
| at New York: NYU leads, 2-0 | | | |
| NIAGARA (UK LEADS, 1-0) | | | |
| Season | Score | Site | |
| 1976: | W, 67-61 | at New York (NIT) | |
| at Neutral Sites: UK leads, 1-0 at New York: UK leads, 1-0 | | | |

| NIJT (UK LEADS, 1-0) | | | |
|--|------------|-----------------------------|--|
| Season | Score | Site | |
| 2016: | W, 87-57 | at Lexington | |
| at Lexington: UK leads, 1-0 | | | |
| NORTH CAROLINA (UNC LEADS, 25-17) | | | |
| Season | Score | Site | |
| 1924: | L, 41-20 | at Atlanta (SIAA) | |
| 1929: | L, 25-15 | at Lexington | |
| 1932: | L, 43-42 | at Atlanta (So.Con.) | |
| 1950: | W, 83-44 | at Lexington | |
| 1960: | W, 76-70 | at Lexington (UKIT) | |
| 1961: | W, 70-65 | at Greensboro, N.C. | |
| 1963: | L, 68-66 | at Lexington | |
| 1964: | W, 100-80 | at Lexington | |
| 1965: | L, 82-67 | at Charlotte, N.C. | |
| 1967: | L, 64-55 | at Lexington | |
| 1968: | L, 84-77 | at Greensboro, N.C. | |
| 1969: | L, 87-77 | at Lexington | |
| 1970: | W, 94-87 | at Charlotte, N.C. | |
| 1973: | L, 78-70 | at Louisville | |
| 1974: | L, 101-84 | at Greensboro, N.C. | |
| 1975: | W, 90-78 | at Louisville | |
| 1976: | L, 90-77 | at Charlotte, N.C. | |
| 1977: | L, 79-72 | at College Park, Md. (NCAA) | |
| 1982: | L, 82-69 | at E. Rutherford, N.J. | |
| 1990: | L, 121-110 | at Louisville | |
| 1991: | L, 84-81 | at Chapel Hill, N.C. | |
| 1995: | L, 74-61 | at Birmingham, Ala. (NCAA) | |
| 2001: | W, 93-76 | at Chapel Hill, N.C. | |
| 2002: | W, 79-59 | at Lexington | |
| 2003: | W, 98-81 | at Chapel Hill, N.C. | |
| 2004: | W, 61-56 | at Lexington | |
| 2005: | L, 91-78 | at Chapel Hill, N.C. | |
| 2006: | L, 83-79 | at Lexington | |
| 2007: | L, 75-63 | at Chapel Hill, N.C. | |
| 2008: | L, 86-77 | at Lexington | |
| 2009: | L, 77-58 | at Chapel Hill, N.C. | |
| 2010: | W, 68-66 | at Lexington | |
| 2011: | L, 73-7 | | |



at Lexington: UK leads, 1-0
at Terre Haute, Ind.: RP leads, 1-0

RUTGERS (UK LEADS, 1-0)

Season Score Site
1993: W, 60-54 at New York
at Neutral Sites: UK leads, 1-0
at New York: UK leads, 1-0

SAINT LOUIS (SL LEADS, 9-8)

Season Score Site
1949: L, 42-40 at New Orleans (Sugar)
1950: L, 43-42^{OT} at New Orleans (Sugar)
1952: L, 61-60 at New Orleans (Sugar)
1954: W, 71-59 at St. Louis
1955: W, 82-65 at Lexington
1956: W, 101-80 at St. Louis
L, 71-70 at Lexington
1958: W, 73-60 at St. Louis
1959: W, 76-57 at Lexington
1960: L, 73-61 at St. Louis
1961: L, 74-72^{OT} at Lexington (UKIT)
1962: W, 86-77 at Lexington
1963: L, 87-63 at St. Louis
1964: L, 67-60 at Lexington
1965: L, 80-75 at St. Louis
1966: W, 80-70 at Lexington
1998: W, 88-61 at Atlanta (NCAA)
at Lexington: UK leads, 4-3
at St. Louis: Tied, 3-3
at Neutral Sites: SL leads, 3-1
at Atlanta: UK leads, 1-0
at New Orleans: SJ leads, 3-0

SAINT PETER'S (SP LEADS, 1-0)

Season Score Site
2022: L, 85-79^{OT} at Indianapolis (NCAA)
at Neutral Sites: SP leads, 1-0
at Indianapolis: SP leads, 1-0

SAM HOUSTON STATE (UK LEADS, 1-0)

Season Score Site
2010: W, 102-92 at Lexington
at Lexington: UK leads, 1-0

SAMFORD (UK LEADS, 2-0)

Season Score Site
2012: W, 82-50 at Lexington
2013: W, 88-56 at Lexington
at Lexington: UK leads, 2-0

SAN DIEGO (SD LEADS, 1-0)

Season Score Site
2008: L, 81-72 at Lexington
at Lexington: SD leads, 1-0

SAN FRANCISCO (UK LEADS, 1-0)

Season Score Site
1994: W, 110-83 at Lexington
at Lexington: UK leads, 1-0

SAN JOSE STATE (UK LEADS, 1-0)

Season Score Site
1996: W, 110-72 at Dallas (NCAA)
at Neutral Sites: UK leads, 1-0
at Dallas: UK leads, 1-0

SANTA CLARA (UK LEADS, 1-0)

Season Score Site
2007: W, 74-60 at Lexington
at Lexington: UK leads, 1-0

SEATTLE (UK LEADS, 1-0)

Season Score Site
1958: W, 84-72 at Louisville (NCAA)
at Neutral Sites: UK leads, 1-0
at Louisville: UK leads, 1-0

SETON HALL (SH LEADS, 2-1)

Season Score Site
1982: W, 98-72 at Lexington (UKIT)
1989: L, 63-60 at Anchorage, Alaska
2019: L, 84-83^{OT} New York
at Lexington: UK leads, 1-0
at Neutral Sites: Tied, 1-1
at Anchorage, Alaska: UK leads, 1-0
at New York: SH leads, 1-0

SEWANEES (UK LEADS, 6-0)

Season Score Site
1923: W, 30-14 at Lexington
1924: W, 50-15 at Lexington
1930: W, 44-22 at Atlanta (So.Con.)
1932: W, 30-20 at Sewanee, Tenn.
1934: W, 55-16 at Sewanee, Tenn.
W, 60-15 at Lexington
at Lexington: UK leads, 3-0
at Sewanee, Tenn.: UK leads, 2-0
at Neutral Sites: UK leads, 1-0
at Atlanta: UK leads, 1-0

SOUTH CAROLINA (UK LEADS, 54-14)

Season Score Site
1928: W, 56-40 at Atlanta (So.Con.)
1933: W, 44-36 at Lexington
L, 44-38 at Columbia, S.C.
1942: W, 64-25 at Lexington
1968: W, 76-66 at Lexington (UKIT)
1977: W, 98-67 at Columbia, S.C.
1978: W, 84-65 at Lexington
1979: W, 79-74 at Columbia, S.C.
1980: W, 126-81 at Lexington
1992: W, 80-63 at Columbia, S.C.
W, 74-56 at Lexington
1993: W, 108-82 at Columbia, S.C.
W, 87-66 at Lexington
1994: W, 79-67 at Lexington
L, 75-74 at Columbia, S.C.
1995: W, 80-55 at Columbia, S.C.
W, 90-72 at Lexington
1996: W, 89-60 at Columbia, S.C.
W, 89-57 at Lexington
1997: L, 84-79^{OT} at Columbia, S.C.
L, 72-66 at Lexington
1998: W, 91-70 at Lexington
W, 69-57 at Columbia, S.C.
W, 86-56 at Atlanta (SEC)
1999: W, 68-61 at Columbia, S.C.
W, 74-40 at Lexington
2000: W, 64-48 at Columbia, S.C.
W, 76-63 at Lexington
2001: W, 69-63 at Lexington
W, 94-61 at Columbia, S.C.
W, 78-65 at Nashville, Tenn. (SEC)
2002: W, 51-50 at Columbia, S.C.
W, 91-74 at Lexington
L, 70-57 at Atlanta (SEC)
2003: W, 62-55 at Lexington
W, 87-69 at Columbia, S.C.
2004: W, 65-64 at Lexington
W, 84-65 at Columbia, S.C.
W, 78-63 at Atlanta (SEC)
2005: W, 79-75 at Lexington
L, 73-61 at Columbia, S.C.
2006: W, 80-78 at Lexington
W, 79-66 at Columbia, S.C.

L, 65-61 at Nashville, Tenn. (SEC)
2007: W, 87-49 at Columbia, S.C.
W, 95-89 at Lexington
2008: W, 78-70 at Lexington
W, 71-63 at Columbia, S.C.
2009: L, 78-77 at Lexington
L, 77-59 at Columbia, S.C.
2010: L, 62-68 at Columbia, S.C.
W, 82-61 at Lexington
2011: W, 67-58 at Columbia, S.C.
W, 90-59 at Lexington
2012: W, 79-64 at Lexington
W, 86-52 at Columbia, S.C.
2013: W, 77-55 at Lexington
2014: L, 72-67 at Columbia, S.C.
2015: W, 58-43 at Columbia, S.C.
W, 77-43 at Lexington
2016: W, 89-62 at Columbia, S.C.
2017: W, 85-69 at Lexington
2018: L, 76-68 at Columbia, S.C.
2019: W, 76-48 at Lexington
2020: L, 81-78 at Columbia, S.C.
2021: W, 92-64 at Lexington
2022: W, 86-76 at Columbia, S.C.
2023: L, 71-68 at Lexington
at Lexington: UK leads, 29-3
at Columbia, S.C.: UK leads, 21-9
at Neutral Sites: UK leads, 4-2
at Atlanta: UK leads, 3-1
at Nashville, Tenn.: Tied, 1-1

SOUTH CAROLINA STATE (UK LEADS, 2-0)

Season Score Site
1998: W, 82-67 at Atlanta (NCAA)
2023: W, 106-63 at Lexington
at Lexington: UK leads, 1-0
at Neutral Sites: UK leads, 1-0
at Atlanta: UK leads, 1-0

SOUTH DAKOTA STATE (UK LEADS, 1-0)

Season Score Site
2006: W, 71-54 at Lexington (Guardians)
at Lexington: UK leads, 1-0

SOUTHERN (UK LEADS, 1-0)

Season Score Site
2022: W, 76-64 at Lexington
at Lexington: UK leads, 1-0
*As part of sanctions imposed upon the UK basketball program in 1989, the NCAA ordered Kentucky to erase from the record three NCAA Tournament games from the 1987-88 season. Kentucky's 99-84 win over Southern, a 90-81 win over Maryland and an 80-74 loss to Villanova have been deleted from the records.

SOUTHERN CAL (USC LEADS, 3-0)

Season Score Site
1960: L, 87-73 at Los Angeles
1962: L, 79-77 at Lexington
2001: L, 80-76 at Philadelphia (NCAA)
at Lexington: USC leads, 1-0
at Los Angeles: USC leads, 1-0
at Neutral Sites: USC leads, 1-0
at Philadelphia: USC leads, 1-0

SOUTHERN ILLINOIS (UK LEADS, 1-0)

Season Score Site
2019: W, 71-59 at Lexington
at Lexington: UK leads, 1-0

SOUTH FLORIDA (UK LEADS, 1-0)

Season Score Site
2016: W, 84-63 at Miami
at Neutral Sites: UK leads, 1-0
at Miami: UK leads, 1-0

SMU (UK LEADS, 3-2)

Season Score Site
1957: W, 73-67 at Lexington (UKIT)
1958: L, 65-64 at Dallas
1959: W, 72-60 at Lexington
1977: W, 110-86 at Lexington
1985: L, 56-54 at Lexington
at Lexington: UK leads, 3-1
at Dallas: SMU leads, 1-0

STEPHEN F. AUSTIN (UK LEADS, 1-0)

Season Score Site
2017: W, 87-64 at Lexington
at Lexington: UK leads, 1-0

STONY BROOK (UK LEADS, 2-0)

Season Score Site
2008: W, 62-52 at Lexington
2016: W, 85-57 at Des Moines, Iowa (NCAA)
at Lexington: UK leads, 1-0
at Neutral Sites: UK leads, 1-0
at Des Moines, Iowa: UK leads, 1-0

ST. ANDREWS (TIED, 1-1)

Season Score Site
1915: W, 32-15 at Lexington
L, 50-25 at Louisville, Ky.
at Lexington: UK leads, 1-0
at Louisville, Ky.: SA leads, 1-0

ST. BONAVENTURE (UK LEADS, 1-0)

Season Score Site
2000: W, 85-80^{2OT} at Cleveland (NCAA)
at Neutral Sites: UK leads, 1-0
at Cleveland: UK leads, 1-0

ST. JOHN'S (UK LEADS, 11-5)

Season Score Site
1944: W, 44-38 at New York
L, 48-45 at New York (NIT)
1946: W, 73-59 at New York
1947: W, 70-50 at New York
1948: W, 52-40 at New York
1949: W, 57-30 at New York
1950: L, 69-58 at New York
1951: W, 43-37 at New York
W, 59-43 at New York (NCAA)
1952: W, 81-40 at Lexington
L, 64-57 at Raleigh, N.C. (NCAA)
1978: W, 102-72 at Lexington (UKIT)
1985: L, 86-70 at Denver (NCAA)
1993: W, 86-77 at New York
2001: L, 62-61 at New York
2012: W, 81-59 at Lexington
at Lexington: UK leads, 3-0
at New York: UK leads, 8-3
at Neutral Sites: SJ leads, 2-0
at Denver: SJ leads, 1-0
at Raleigh, N.C.: SJ leads, 1-0

ST. JOSEPH'S (UK LEADS, 2-0)

Season Score Site
1939: W, 41-30 at Philadelphia
1997: W, 102-72 at San Jose, Calif. (NCAA)
at Philadelphia: UK leads, 1-0
at Neutral Sites: UK leads, 1-0

at San Jose, Calif.: UK leads, 1-0

STANFORD (UK LEADS, 3-0)

Season Score Site
1974: W, 78-77 at Lexington (UKIT)
1998: W, 86-85^{OT} at San Antonio (NCAA)
2010: W, 73-65^{OT} at Cancun, Mexico
at Lexington: UK leads, 1-0
at Neutral Sites: UK leads, 2-0
at Cancun, Mexico: UK leads, 1-0
at San Antonio: UK leads, 1-0

SYRACUSE (UK LEADS, 8-3)

Season Score Site
1951: W, 69-59 at New Orleans (Sugar)
1965: W, 110-77 at Lexington
1975: W, 95-79 at San Diego (NCAA)
1979: W, 94-87 at Lexington (UKIT)
1988: W, 62-58 at Lexington
1989: L, 89-73 at Syracuse, N.Y.
1994: L, 93-85 at Syracuse, N.Y.
1995: W, 77-71 at Lexington
1996: W, 76-67 at E. Rutherford, N.J. (NCAA)
1997: W, 87-53 at Anchorage, Alaska
2000: L, 52-50 at Cleveland (NCAA)
at Lexington: UK leads, 4-0
at Syracuse, N.Y.: SU leads, 2-0
at Neutral Sites: UK leads, 4-1
at Anchorage, Alaska: UK leads, 1-0
at Cleveland: SU leads, 1-0
at East Rutherford, N.J.: UK leads, 1-0
at New Orleans: UK leads, 1-0
at San Diego: UK leads, 1-0

TEMPLE (UK LEADS, 14-4)

Season Score Site
1945: W, 45-44 at Philadelphia
1946: L, 53-45 at Philadelphia
W, 54-43 at Louisville
1947: W, 68-29 at Louisville
1948: L, 60-59 at Philadelphia
1949: W, 58-38 at Louisville
1954: W, 86-59 at Lexington
1955: W, 79-61 at Lexington
W, 101-69 at Philadelphia
1956: L, 73-61 at Lexington
1957: W, 73-58 at Philadelphia
1958: W, 85-83^{OT} at Lexington
W, 61-60 at Louisville (NCAA)
1959: W, 76-71 at Philadelphia
1960: W, 97-92 at Louisville
1961: L, 66-58 at Philadelphia
1962: W, 78-55 at Lexington
1963: W, 56-52 at Philadelphia
at Lexington: UK leads, 4-1
at Philadelphia: UK leads, 5-3
at Neutral Sites: UK leads, 5-0
at Louisville: UK leads, 5-0

TENNESSEE (UK LEADS, 160-77)

Season Score Site
1910: W, 26-5 at Lexington
1912: W, 27-15 at Lexington
1914: W, 20-14 at Lexington
W, 20-18 at Lexington
1915: L, 36-21 at Knoxville, Tenn.
L, 27-22 at Knoxville, Tenn.
W, 22-13 at Lexington
W, 20-18 at Lexington
1916: L, 28-17 at Lexington
1917: L, 23-20 at Lexington
L, 22-19 at Lexington
L, 27-26 at Knoxville, Tenn.

L, 30-10 at Knoxville, Tenn.
1918: W, 33-26 at Lexington
W, 40-12 at Lexington
W, 29-18 at Knoxville, Tenn.
W, 32-20 at Knoxville, Tenn.
1919: L, 40-22 at Knoxville, Tenn.
W, 30-14 at Lexington
1920: L, 29-24 at Lexington
L, 27-26 at Lexington
L, 28-25 at Knoxville, Tenn.
W, 34-26 at Knoxville, Tenn.
1923: L, 30-26 at Knoxville, Tenn.
L, 28-23 at Lexington
1924: L, 20-13 at Knoxville, Tenn.
1925: W, 35-22 at Knoxville, Tenn.
W, 26-21 at Lexington
1926: W, 51-17 at Knoxville, Tenn.
W, 27-21 at Lexington
1927: L, 19-14 at Knoxville, Tenn.
L, 30-21 at Lexington
1928: W, 48-18 at Lexington
W, 43-16 at Knoxville, Tenn.
1929: W, 35-29 at Knoxville, Tenn.
W, 27-22 at Lexington
1930: W, 23-20 at Lexington
L, 29-24^{OT} at Knoxville, Tenn.
1931: W, 31-23 at Lexington
W, 36-32^{OT} at Knoxville, Tenn.
1932: W, 29-28 at Knoxville, Tenn.
W, 41-27 at Lexington
1933: W, 42-21 at Knoxville, Tenn.
W, 44-23 at Lexington
1934: W, 44-23 at Knoxville, Tenn.
W, 53-26 at Lexington
1935: W, 48-21 at Lexington
W, 38-36 at Knoxville, Tenn.
1936: W, 40-31 at Lexington
L, 39-28 at Knoxville, Tenn.
L, 39-28 at Knoxville, Tenn. (SEC)
1937: W, 43-26 at Lexington
W, 46-24 at Knoxville, Tenn.
W, 39-25 at Knoxville, Tenn. (SEC)
1938: W, 52-27 at Lexington
W, 29-26 at Knoxville, Tenn.
1939: L, 30-29 at Lexington
W, 36-34^{2OT} at Knoxville, Tenn.
W, 46-38 at Knoxville, Tenn. (SEC)
1940: W, 35-26 at Lexington
L, 27-23 at Knoxville, Tenn.
W, 30-29^{OT} at Knoxville, Tenn. (SEC)
1941: L, 32-22 at Knoxville, Tenn.
W, 37-28 at Lexington
L, 36-33 at Louisville (SEC)
1942: L, 46-40 at Knoxville, Tenn.
W, 36-33 at Lexington
1943: W, 30-28 at Knoxville, Tenn.
W, 53-29 at Lexington
L, 33-30 at Louisville (SEC)
1945: L, 35-34 at Knoxville, Tenn.
W, 40-34 at Lexington
W, 39-35 at Louisville (SEC)
1946: W, 50-32 at Knoxville, Tenn.
W, 54-34 at Lexington
1947: W, 54-39 at Knoxville, Tenn.
W, 61-46 at Lexington
1948: W, 65-54 at Knoxville, Tenn.
W, 69-42 at Lexington
W, 70-47 at Louisville (SEC)
1949: W, 66-51 at Knoxville, Tenn.
W, 71-56 at Lexington
W, 83-44 at Louisville (SEC)

| | | |
|-------|-------------------------|---------------------------|
| 1950: | L, 66-53 | at Knoxville, Tenn. |
| | W, 79-52 | at Lexington |
| | W, 95-58 | at Louisville (SEC) |
| 1951: | W, 70-45 | at Knoxville, Tenn. |
| | W, 86-61 | at Lexington |
| 1952: | W, 65-56 | at Knoxville, Tenn. |
| | W, 95-40 | at Lexington |
| | W, 81-66 | at Louisville (SEC) |
| 1954: | W, 97-71 | at Knoxville, Tenn. |
| | W, 90-63 | at Lexington |
| 1955: | W, 84-66 | at Knoxville, Tenn. |
| | W, 104-61 | at Lexington |
| 1956: | W, 95-68 | at Knoxville, Tenn. |
| | W, 101-77 | at Lexington |
| 1957: | W, 97-72 | at Knoxville, Tenn. |
| | W, 93-75 | at Lexington |
| 1958: | W, 77-68 | at Lexington |
| | W, 77-66 | at Knoxville, Tenn. |
| 1959: | W, 79-58 | at Lexington |
| | W, 69-56 | at Knoxville, Tenn. |
| 1960: | W, 78-68 | at Knoxville, Tenn. |
| | L, 65-63 | at Lexington |
| 1961: | W, 83-54 | at Lexington |
| | W, 68-61 | at Knoxville, Tenn. |
| 1962: | W, 96-69 | at Lexington (UKIT) |
| | W, 95-82 | at Knoxville, Tenn. |
| | W, 90-59 | at Lexington |
| 1963: | L, 78-69 ^{OT} | at Lexington |
| | L, 63-55 | at Knoxville, Tenn. |
| 1964: | W, 66-57 | at Lexington |
| | W, 42-38 | at Knoxville, Tenn. |
| 1965: | L, 77-58 | at Knoxville, Tenn. |
| | W, 61-60 | at Lexington |
| 1966: | W, 78-64 | at Lexington |
| | L, 69-62 | at Knoxville, Tenn. |
| 1967: | L, 52-50 ^{2OT} | at Lexington |
| | L, 76-57 | at Knoxville, Tenn. |
| 1968: | L, 87-59 | at Knoxville, Tenn. |
| | W, 60-59 | at Lexington |
| 1969: | W, 69-66 | at Knoxville, Tenn. |
| | W, 84-69 | at Lexington |
| 1970: | W, 68-52 | at Lexington |
| | W, 86-69 | at Knoxville, Tenn. |
| 1971: | L, 75-71 | at Knoxville, Tenn. |
| | W, 84-78 | at Lexington |
| 1972: | W, 72-70 | at Lexington |
| | W, 67-66 | at Knoxville, Tenn. |
| 1973: | L, 65-64 | at Knoxville, Tenn. |
| | W, 86-81 | at Lexington |
| 1974: | L, 67-54 | at Knoxville, Tenn. |
| | W, 61-58 | at Lexington |
| 1975: | W, 88-82 | at Lexington |
| | L, 103-98 | at Knoxville, Tenn. |
| 1976: | L, 90-88 ^{OT} | at Lexington |
| | L, 92-85 | at Knoxville, Tenn. |
| 1977: | L, 71-67 ^{OT} | at Lexington |
| | L, 81-79 | at Knoxville, Tenn. |
| 1978: | W, 90-77 | at Lexington |
| | W, 68-57 | at Knoxville, Tenn. |
| 1979: | L, 66-55 | at Lexington |
| | L, 101-84 | at Knoxville, Tenn. |
| | L, 75-69 ^{OT} | at Birmingham, Ala. (SEC) |
| 1980: | L, 49-47 | at Knoxville, Tenn. |
| | W, 83-75 | at Lexington |
| 1981: | W, 48-47 | at Lexington |
| | L, 87-71 | at Knoxville, Tenn. |
| 1982: | L, 70-66 | at Knoxville, Tenn. |
| | W, 77-67 | at Lexington |
| 1983: | L, 65-63 | at Knoxville, Tenn. |
| | W, 69-61 | at Lexington |
| 1984: | W, 93-74 | at Lexington |
| | L, 63-58 | at Knoxville, Tenn. |
| 1985: | L, 81-65 | at Knoxville, Tenn. |
| | W, 92-67 | at Lexington |

| | | |
|-------|------------------------|---------------------------|
| 1986: | W, 74-57 | at Lexington |
| | W, 62-60 | at Knoxville, Tenn. |
| 1987: | L, 75-68 | at Knoxville, Tenn. |
| | W, 91-84 ^{OT} | at Lexington |
| 1988: | W, 83-65 | at Lexington |
| | L, 72-70 | at Knoxville, Tenn. |
| 1989: | W, 66-65 | at Knoxville, Tenn. |
| | W, 76-71 | at Lexington |
| 1990: | W, 95-83 | at Lexington |
| | L, 102-100 | at Knoxville, Tenn. |
| 1991: | W, 78-74 | at Knoxville, Tenn. |
| | W, 85-74 | at Lexington |
| 1992: | L, 107-85 | at Knoxville, Tenn. |
| | W, 99-88 | at Lexington |
| 1993: | W, 84-70 | at Lexington |
| | L, 78-77 | at Knoxville, Tenn. |
| | W, 101-40 | at Lexington (SEC) |
| 1994: | W, 93-74 | at Lexington |
| | W, 77-73 | at Knoxville, Tenn. |
| 1995: | W, 69-50 | at Lexington |
| | W, 68-48 | at Knoxville, Tenn. |
| 1996: | W, 61-44 | at Lexington |
| | W, 90-50 | at Knoxville, Tenn. |
| 1997: | W, 74-40 | at Lexington |
| | W, 74-64 | at Knoxville, Tenn. |
| 1998: | W, 85-67 | at Knoxville, Tenn. |
| | W, 80-74 | at Lexington |
| 1999: | L, 47-46 | at Lexington |
| | L, 68-61 | at Knoxville, Tenn. |
| 2000: | W, 81-68 | at Lexington |
| | L, 74-67 | at Knoxville, Tenn. |
| 2001: | W, 84-74 | at Lexington |
| | W, 103-95 | at Knoxville, Tenn. |
| 2002: | L, 76-74 ^{OT} | at Knoxville, Tenn. |
| | W, 64-61 | at Lexington |
| 2003: | W, 74-71 | at Knoxville, Tenn. |
| | W, 80-68 | at Lexington |
| 2004: | W, 69-68 ^{OT} | at Knoxville, Tenn. |
| | W, 92-60 | at Lexington |
| 2005: | W, 84-62 | at Knoxville, Tenn. |
| | W, 73-61 | at Lexington |
| | W, 76-62 | at Atlanta (SEC) |
| 2006: | L, 75-67 | at Lexington |
| | W, 80-78 | at Knoxville, Tenn. |
| 2007: | W, 76-57 | at Lexington |
| | L, 89-85 | at Knoxville, Tenn. |
| 2008: | W, 72-66 | at Lexington |
| | L, 63-60 | at Knoxville, Tenn. |
| 2009: | W, 90-72 | at Knoxville, Tenn. |
| | W, 77-58 | at Lexington |
| 2010: | W, 73-62 | at Lexington |
| | L, 74-65 | at Knoxville, Tenn. |
| | W, 74-45 | at Nashville (SEC) |
| 2011: | W, 73-61 | at Lexington |
| | W, 64-58 | at Knoxville, Tenn. |
| 2012: | W, 65-62 | at Knoxville, Tenn. |
| | W, 69-44 | at Lexington |
| 2013: | W, 75-65 | at Lexington |
| | L, 88-58 | at Knoxville, Tenn. |
| 2014: | W, 74-66 | at Lexington |
| 2015: | W, 66-48 | at Knoxville, Tenn. |
| 2016: | L, 84-77 | at Knoxville, Tenn. |
| | W, 80-70 | at Lexington |
| 2017: | L, 82-80 | at Knoxville, Tenn. |
| | W, 83-58 | at Lexington |
| 2018: | L, 76-65 | at Knoxville, Tenn. |
| | L, 61-59 | at Lexington |
| | W, 77-72 | at St. Louis (SEC) |
| 2019: | W, 86-69 | at Lexington |
| | L, 71-52 | at Knoxville, Tenn. |
| | L, 82-78 | at Nashville, Tenn. (SEC) |
| 2020: | W, 77-64 | at Knoxville, Tenn. |
| | L, 81-73 | at Lexington |
| 2021: | L, 82-71 | at Lexington |

| | | |
|-------|---|---------------------|
| | W, 70-55 | at Knoxville, Tenn. |
| 2022: | W, 107-79 | at Lexington |
| | L, 76-63 | at Knoxville, Tenn. |
| | L, 69-62 | at Tampa (SEC) |
| 2023: | W, 63-56 | at Knoxville, Tenn. |
| | W, 66-54 | at Lexington |
| | <i>at Lexington: UK leads, 94-19</i> | |
| | <i>at Knoxville, Tenn.: UK leads, 58-53</i> | |
| | <i>at Neutral Sites: UK leads, 8-5</i> | |
| | <i>at Atlanta: UK leads, 1-0</i> | |
| | <i>at Birmingham, Ala.: UT leads, 1-0</i> | |
| | <i>at Louisville: UK leads, 5-2</i> | |
| | <i>at Nashville, Tenn.: Tied, 1-1</i> | |
| | <i>at St. Louis: UK leads, 1-0</i> | |
| | <i>at Tampa, UT leads, 1-0</i> | |

| TENNESSEE STATE (UK LEADS, 5-0) | | |
|---------------------------------|---|--------------------------------|
| Season | Score | Site |
| 1994: | W, 83-70 | at St. Petersburg, Fla. (NCAA) |
| 1999: | W, 97-47 | at Lexington |
| 2003: | W, 115-87 | at Lexington |
| 2009: | W, 102-58 | at Lexington |
| 2019: | W, 77-62 | at Lexington |
| | <i>at Lexington: UK leads, 4-0</i> | |
| | <i>at Neutral Sites: UK leads, 1-0</i> | |
| | <i>at St. Petersburg, Fla.: UK leads, 1-0</i> | |

| TENNESSEE TECH (UK LEADS, 5-0) | | |
|--------------------------------|------------------------------------|--------------|
| Season | Score | Site |
| 1990: | W, 111-75 | at Lexington |
| 1994: | W, 115-77 | at Lexington |
| 2004: | W, 108-81 | at Lexington |
| 2005: | W, 92-63 | at Lexington |
| 2008: | W, 69-47 | at Lexington |
| | <i>at Lexington: UK leads, 5-0</i> | |

| TEXAS (UK LEADS, 2-0) | | |
|-----------------------|--|-----------------|
| Season | Score | Site |
| 1994: | W, 86-61 | at Maui, Hawaii |
| 2015: | W, 63-51 | at Lexington |
| | <i>at Atlanta (SEC)</i> | |
| | <i>at Neutral Sites: UK leads, 1-0</i> | |
| | <i>at Maui, Hawaii: UK leads, 1-0</i> | |

| TEXAS A&M (UK LEADS, 13-4) | | |
|----------------------------|---|---------------------------|
| Season | Score | Site |
| 1942: | W, 49-29 | at Lexington |
| 1947: | W, 83-18 | at Lexington |
| 1979: | L, 73-69 | at Lexington (UKIT) |
| 2013: | L, 83-71 | at Lexington |
| | W, 72-68 ^{OT} | at College Station, Texas |
| 2014: | W, 68-51 | at Lexington |
| 2015: | W, 70-64 ^{2OT} | at College Station, Texas |
| 2016: | L, 79-77 ^{OT} | at College Station, Texas |
| | W, 82-77 ^{OT} | at Nashville, Tenn. (SEC) |
| 2017: | W, 100-58 | at Lexington |
| | W, 71-63 | at College Station, Texas |
| 2018: | W, 74-73 | at Lexington |
| | L, 85-74 | at College Station, Texas |
| 2019: | W, 85-74 | at Lexington |
| 2020: | W, 69-60 | at College Station, Texas |
| 2022: | W, 64-48 | at College Station, Texas |
| 2023: | W, 76-67 | at Lexington |
| | <i>at Lexington: UK leads, 7-2</i> | |
| | <i>at College Station, Texas: UK leads, 5-2</i> | |

| | | |
|--|---|--|
| | <i>at Neutral Sites: UK leads, 1-0</i> | |
| | <i>at Nashville, Tenn.: UK leads, 1-0</i> | |

| TCU (UK LEADS, 2-0) | | |
|---------------------|------------------------------------|--------------|
| Season | Score | Site |
| 1976: | W, 103-53 | at Lexington |
| 1996: | W, 124-80 | at Lexington |
| | <i>at Lexington: UK leads, 2-0</i> | |

| TEXAS SOUTHERN (UK LEADS, 1-0) | | |
|--------------------------------|------------------------------------|--------------|
| Season | Score | Site |
| 2008: | W, 83-35 | at Lexington |
| | <i>at Lexington: UK leads, 1-0</i> | |

| TEXAS STATE (UK LEADS, 1-0) | | |
|-----------------------------|------------------------------------|--------------|
| Season | Score | Site |
| 1992: | W, 82-36 | at Lexington |
| | <i>at Lexington: UK leads, 1-0</i> | |

| TEXAS TECH (UK LEADS, 5-0) | | |
|----------------------------|---|-------------------|
| Season | Score | Site |
| 1964: | W, 107-91 | at Lexington |
| 1966: | W, 89-73 | at Lubbock, Texas |
| 1987: | W, 66-60 | at Lexington |
| 1995: | W, 83-68 | at Cincinnati |
| 2020: | W, 76-74 ^{OT} | at Lubbock, Texas |
| | <i>at Lexington: UK leads, 2-0</i> | |
| | <i>at Lubbock, Texas: UK leads, 2-0</i> | |
| | <i>at Neutral Sites: UK leads, 1-0</i> | |
| | <i>at Cincinnati: UK leads, 1-0</i> | |

| TOLEDO (UK LEADS, 1-0) | | |
|------------------------|------------------------------------|--------------|
| Season | Score | Site |
| 1985: | W, 63-54 | at Lexington |
| | <i>at Lexington: UK leads, 1-0</i> | |

| TRANSYLVANIA (TIED, 7-7) | | |
|--------------------------|--|-------------------|
| Season | Score | Site |
| 1903: | L, 42-22 | at UK |
| 1904: | L, 12-55 | at Transylvania |
| 1905: | L, 14-12 | at Transylvania |
| | W, 30-29 | at UK |
| | L, 22-1 | at Transylvania |
| | L, 33-23 | at UK |
| 1906: | UK* | at Lexington YMCA |
| 1907: | W, 16-14 | at UK |
| | L, 19-5 | at Transylvania |
| 1908: | W, 20-15 | at UK |
| | W, 20-15 | at Transylvania |
| 1911: | L, 23-18 | at UK |
| | W, 22-19 | at Transylvania |
| | W, 30-24 | at UK |
| | <i>at UK: UK leads, 4-3</i> | |
| | <i>at Transylvania: TU leads, 4-2</i> | |
| | <i>at Neutral Sites: UK leads, 1-0</i> | |
| | <i>*at Lexington YMCA: UK leads, 1-0, score not recorded</i> | |

| TROY (UK LEADS, 1-0) | | |
|----------------------|------------------------------------|--------------|
| Season | Score | Site |
| 2018: | W, 70-62 | at Lexington |
| | <i>at Lexington: UK leads, 1-0</i> | |

| TUFTS (UK LEADS, 1-0) | | |
|-----------------------|--|--------------------|
| Season | Score | Site |
| 1945: | W, 66-56 | at New York (NCAA) |
| | <i>at Neutral Sites: UK leads, 1-0</i> | |
| | <i>at New York: UK leads, 1-0</i> | |

| TULANE (UK LEADS, 41-5) | | |
|-------------------------|----------|----------------------|
| Season | Score | Site |
| 1921: | W, 50-28 | at Atlanta (SIAA) |
| 1925: | W, 29-22 | at Lexington |
| 1929: | L, 34-22 | at New Orleans |
| | W, 29-15 | at Atlanta (So.Con.) |

| | | |
|-------|---|---------------------------|
| 1932: | W, 50-30 | at Atlanta (So.Con.) |
| 1933: | W, 53-17 | at Lexington |
| | W, 42-11 | at Lexington |
| 1934: | W, 32-22 | at New Orleans |
| | W, 42-29 | at New Orleans |
| 1935: | W, 38-9 | at New Orleans |
| | W, 52-12 | at New Orleans |
| | W, 63-26 | at Lexington |
| | W, 55-12 | at New Orleans |
| 1936: | W, 49-24 | at Lexington |
| | W, 39-21 | at Lexington |
| 1937: | L, 35-28 | at New Orleans |
| | W, 28-25 | at New Orleans |
| 1938: | L, 38-36 | at Baton Rouge, La. (SEC) |
| | W, 59-30 | at Louisville (SEC) |
| 1943: | W, 48-31 | at Louisville (SEC) |
| 1944: | W, 62-46 | at Louisville (SEC) |
| 1947: | W, 64-35 | at New Orleans |
| | W, 55-38 | at Louisville (SEC) |
| 1949: | W, 51-47 | at Louisville |
| | W, 78-47 | at New Orleans (Sugar) |
| | W, 68-52 | at Louisville (SEC) |
| 1951: | W, 104-68 | at New Orleans |
| 1952: | W, 103-54 | at Lexington |
| | W, 85-61 | at Louisville (SEC) |
| 1954: | W, 94-43 | at Lexington |
| 1955: | W, 58-44 | at New Orleans |
| 1956: | W, 85-63 | at Lexington |
| 1957: | L, 68-60 | at New Orleans |
| 1958: | W, 86-50 | at Lexington |
| 1959: | W, 85-68 | at New Orleans |
| 1960: | W, 68-42 | at Lexington |
| 1961: | L, 72-70 | at New Orleans |
| 1962: | W, 97-72 | at Lexington |
| 1963: | W, 81-72 | at New Orleans |
| 1964: | W, 105-63 | at Lexington |
| 1965: | W, 102-72 | at New Orleans |
| 1966: | W, 103-74 | at Lexington |
| 1983: | W, 80-61 | at Lexington (UKIT) |
| 1995: | W, 82-60 | at Memphis, Tenn. (NCAA) |
| 2002: | W, 101-67 | at Louisville |
| 2003: | W, 76-60 | at New Orleans |
| | <i>at Lexington: UK leads, 15-0</i> | |
| | <i>at New Orleans: UK leads, 14-4</i> | |
| | <i>at Neutral Sites: UK leads, 12-1</i> | |
| | <i>at Atlanta: UK leads, 3-0</i> | |
| | <i>at Baton Rouge, La.: TU leads, 1-0</i> | |
| | <i>at Louisville: UK leads, 8-0</i> | |
| | <i>at Memphis, Tenn.: UK leads, 1-0</i> | |

| TULSA (UK LEADS, 5-0) | | |
|-----------------------|--|---------------------|
| Season | Score | Site |
| 1948: | W, 72-18 | at Lexington |
| | W, 71-22 | at Lexington |
| 1949: | W, 81-27 | at Lexington |
| 1998: | W, 74-53 | at Lexington |
| 2002: | W, 87-82 | at St. Louis (NCAA) |
| | <i>at Lexington: UK leads, 4-0</i> | |
| | <i>at Neutral Sites: UK leads, 1-0</i> | |
| | <i>at St. Louis: UK leads, 1-0</i> | |

| UAB (TIED, 3-3) | | |
|-----------------|------------------------------------|----------------------------|
| Season | Score | Site |
| 1981: | W, 61-53 | at Lexington (UKIT) |
| | L, 69-62 | at Tuscaloosa, Ala. (NCAA) |
| 2004: | L, 76-75 | at Columbus, Ohio (NCAA) |
| 2006: | W, 69-64 | at Philadelphia (NCAA) |
| 2008: | L, 79-76 | at Louisville |
| 2020: | W, 69-58 | at Lexington |
| | <i>at Lexington: UK leads, 2-0</i> | |

| | | |
|--|--|--|
| | <i>at Neutral Sites: UAB leads, 3-1</i> | |
| | <i>at Birmingham, Ala.: UAB leads, 1-0</i> | |
| | <i>at Columbus, Ohio: UAB leads, 1-0</i> | |
| | <i>at Louisville: UAB leads 1-0</i> | |
| | <i>at Philadelphia: UK leads, 1-0</i> | |

| UCF (UK LEADS, 1-0) | | |
|---------------------|------------------------------------|--------------|
| Season | Score | Site |
| 2006: | W, 59-57 | at Lexington |
| | <i>at Lexington: UK leads, 1-0</i> | |

| UCLA (TIED, 8-8) | | |
|------------------|----------|---------------------------|
| Season | Score | Site |
| 1952: | W, 84-53 | at Lexington |
| 1960: | W, 68-66 | at Los Angeles |
| 1961: | W, 77-76 | at Lexington |
| 1975: | L, 92-85 | at San Diego (NCAA) |
| 1995: | L, 82-81 | at Anaheim, Calif. |
| 1998: | W, 94-68 | at St. Petersburg, Fla. (|



at Lexington: UK leads, 2-0
at Neutral Sites: UK leads, 3-1
at Auburn Hills, Mich.: UM leads, 1-0
at East Rutherford, N.J.: UK leads, 2-0
at Philadelphia: UK leads, 1-0

UNC ASHEVILLE (UK LEADS, 4-0)

| Season | Score | Site |
|--------|-----------|---------------|
| 1997: | W, 105-51 | at Lexington |
| 2000: | W, 86-41 | at Lexington |
| 2010: | W, 94-57 | at Louisville |
| 2014: | W, 89-57 | at Lexington |

at Lexington: UK leads, 3-0
at Neutral Sites: UK leads, 1-0
at Louisville: UK leads, 1-0

UNC GREENSBORO (UK LEADS, 1-0)

| Season | Score | Site |
|--------|----------|--------------|
| 2019: | W, 78-61 | at Lexington |

at Lexington: UK leads, 1-0

UNLV (UK LEADS, 4-0)

| Season | Score | Site |
|--------|----------|--------------------------|
| 1978: | W, 92-70 | at Lexington |
| 1980: | W, 74-69 | at Las Vegas |
| 1985: | W, 64-61 | at Salt Lake City (NCAA) |
| 2009: | W, 70-60 | at Lexington (NIT) |

at Lexington: UK leads, 2-0
at Las Vegas: UK leads, 1-0
at Neutral Sites: UK leads, 1-0
at Salt Lake City: UK leads, 1-0

UTAH (UK LEADS, 10-3)

| Season | Score | Site |
|--------|-----------|-----------------------------|
| 1944: | W, 46-38 | at New York (NIT) |
| 1947: | L, 49-45 | at New York (NIT) |
| 1955: | W, 70-65 | at Lexington (UKIT) |
| 1977: | L, 70-68 | at Lexington (UKIT) |
| 1993: | W, 83-62 | at Nashville (NCAA) |
| 1996: | W, 101-70 | at Minneapolis (NCAA) |
| 1997: | W, 72-59 | at San Jose, Calif. (NCAA) |
| 1998: | W, 78-69 | at San Antonio (NCAA) |
| 2000: | W, 56-48 | at Lexington (Pre-NIT) |
| 2003: | W, 74-54 | at Nashville, Tenn., (NCAA) |
| 2005: | W, 62-52 | at Austin, Texas (NCAA) |
| 2019: | W, 88-61 | at Lexington |
| 2020: | L, 69-66 | at Las Vegas |

at Lexington: UK leads, 3-1
at Neutral Sites: UK leads, 7-2
at Austin, Texas: UK leads, 1-0
at Las Vegas: UU leads, 1-0
at Minneapolis: UK leads, 1-0
at Nashville, Tenn.: UK leads, 2-0
at New York: Tied, 1-1
at San Antonio: UK leads, 1-0
at San Jose, Calif.: UK leads, 1-0

UTAH VALLEY (UK LEADS, 2-0)

| Season | Score | Site |
|--------|----------|--------------|
| 2018: | W, 73-63 | at Lexington |
| 2020: | W, 82-74 | at Lexington |

at Lexington: UK leads, 2-0

UTAH STATE (UK LEADS, 1-0)

| Season | Score | Site |
|--------|----------|--------------|
| 1958: | W, 92-64 | at Lexington |

at Lexington: UK leads, 1-0

UT ARLINGTON (UK LEADS, 2-0)

| Season | Score | Site |
|--------|-----------|--------------|
| 2014: | W, 105-76 | at Lexington |

| | | |
|-------|----------|--------------|
| 2015: | W, 92-44 | at Lexington |
|-------|----------|--------------|

at Lexington: UK leads, 2-0

UTEP (UTEP LEADS, 1-0)

| Season | Score | Site |
|--------|----------|-----------------------------|
| 1966: | L, 72-65 | at College Park, Md. (NCAA) |

at Neutral Sites: UTEP leads, 1-0
at College Park, Md.: UTEP leads, 1-0
* Formerly Texas Western

UT MARTIN (UK LEADS, 2-0)

| Season | Score | Site |
|--------|-----------|--------------|
| 1995: | W, 124-50 | at Lexington |
| 2017: | W, 111-76 | at Lexington |

at Lexington: UK leads, 2-0

VALPARAISO (UK LEADS, 2-0)

| Season | Score | Site |
|--------|----------|---------------------|
| 2002: | W, 83-68 | at St. Louis (NCAA) |
| 2017: | W, 87-63 | at Lexington |

at Lexington: UK leads, 1-0
at Neutral Sites: UK leads, 1-0
at St. Louis: UK leads, 1-0

VANDERBILT (UK LEADS, 155-49)

| Season | Score | Site |
|--------|----------|---------------------------|
| 1912: | W, 28-17 | at Lexington |
| | W, 22-18 | at Lexington |
| 1913: | L, 24-17 | at Lexington |
| | W, 42-29 | at Lexington |
| 1915: | L, 39-34 | at Lexington |
| | W, 36-24 | at Lexington |
| 1916: | L, 39-25 | at Lexington |
| | L, 23-20 | at Lexington |
| 1919: | L, 36-26 | at Lexington |
| 1921: | W, 39-18 | at Lexington |
| 1922: | L, 22-12 | at Nashville, Tenn. |
| 1924: | W, 33-13 | at Lexington |
| 1926: | W, 30-20 | at Lexington |
| 1927: | L, 48-32 | at Lexington |
| 1928: | W, 43-23 | at Lexington |
| | W, 54-29 | at Nashville, Tenn. |
| 1931: | W, 42-37 | at Nashville, Tenn. |
| | W, 43-23 | at Lexington |
| 1932: | W, 61-37 | at Nashville, Tenn. |
| | L, 32-31 | at Lexington |
| 1933: | W, 40-29 | at Nashville, Tenn. |
| | W, 45-28 | at Lexington |
| 1934: | W, 48-26 | at Nashville, Tenn. |
| | W, 47-27 | at Lexington |
| 1935: | W, 58-22 | at Nashville, Tenn. |
| | W, 53-19 | at Lexington |
| 1936: | L, 33-24 | at Nashville, Tenn. |
| | W, 61-41 | at Lexington |
| 1937: | W, 41-26 | at Nashville, Tenn. |
| | W, 51-19 | at Lexington |
| 1938: | W, 42-19 | at Nashville, Tenn. |
| | W, 48-24 | at Lexington |
| 1939: | W, 51-37 | at Nashville, Tenn. |
| | W, 52-27 | at Lexington |
| 1940: | L, 40-32 | at Nashville, Tenn. |
| | W, 43-38 | at Lexington |
| | W, 44-34 | at Knoxville, Tenn. (SEC) |
| 1941: | W, 51-50 | at Nashville, Tenn. |
| | W, 58-31 | at Lexington |
| 1943: | W, 39-38 | at Lexington |
| | W, 54-43 | at Nashville, Tenn. |
| 1946: | W, 59-37 | at Lexington |
| | W, 64-31 | at Paducah, Ky. |
| 1947: | W, 82-30 | at Nashville, Tenn. |
| | W, 84-41 | at Lexington |
| | W, 98-29 | at Louisville (SEC) |
| 1948: | W, 82-51 | at Nashville, Tenn. |

| | | |
|-------|------------------------|---------------------------|
| 1949: | W, 79-43 | at Lexington |
| | W, 72-50 | at Nashville, Tenn. |
| | W, 70-37 | at Lexington |
| 1950: | W, 58-54 | at Nashville, Tenn. |
| | W, 70-66 | at Lexington |
| 1951: | W, 74-49 | at Nashville, Tenn. |
| | W, 89-57 | at Lexington |
| | L, 61-57 | at Louisville (SEC) |
| 1952: | W, 88-51 | at Nashville, Tenn. |
| | W, 75-45 | at Lexington |
| 1954: | W, 85-63 | at Nashville, Tenn. |
| | W, 100-64 | at Lexington |
| 1955: | W, 75-71 | at Nashville, Tenn. |
| | W, 77-59 | at Lexington |
| 1956: | L, 81-73 | at Nashville, Tenn. |
| | W, 76-55 | at Lexington |
| 1957: | W, 91-83 | at Nashville, Tenn. |
| | W, 80-65 | at Lexington |
| 1958: | W, 86-81 | at Nashville, Tenn. |
| | W, 65-61 | at Lexington |
| 1959: | L, 75-66 | at Nashville, Tenn. |
| | W, 83-71 | at Lexington |
| 1960: | W, 76-59 | at Nashville, Tenn. |
| | W, 68-60 | at Lexington |
| 1961: | L, 64-62 | at Nashville, Tenn. |
| | W, 60-59 | at Lexington |
| | W, 88-67 | at Knoxville, Tenn. (SEC) |
| 1962: | W, 77-68 | at Nashville, Tenn. |
| | W, 87-80 | at Lexington |
| 1963: | W, 106-82 | at Nashville, Tenn. |
| | L, 69-67 | at Lexington |
| 1964: | L, 85-83 | at Nashville, Tenn. |
| | W, 104-73 | at Lexington |
| 1965: | L, 97-79 | at Lexington |
| | L, 91-90 | at Nashville, Tenn. |
| 1966: | W, 96-83 | at Lexington |
| | W, 105-90 | at Nashville, Tenn. |
| 1967: | L, 91-89 ^{OT} | at Lexington |
| | L, 110-94 | at Nashville, Tenn. |
| 1968: | W, 94-78 | at Nashville, Tenn. |
| | W, 85-80 | at Lexington |
| 1969: | W, 103-89 | at Lexington |
| | L, 101-99 | at Nashville, Tenn. |
| 1970: | L, 89-81 | at Nashville, Tenn. |
| | W, 90-86 | at Lexington |
| 1971: | W, 102-92 | at Lexington |
| | W, 119-90 | at Nashville, Tenn. |
| 1972: | W, 106-80 | at Lexington |
| | W, 85-80 ^{OT} | at Nashville, Tenn. |
| 1973: | L, 76-75 | at Nashville, Tenn. |
| | L, 83-76 | at Lexington |
| 1974: | L, 82-65 | at Lexington |
| | L, 71-69 | at Nashville, Tenn. |
| 1975: | W, 91-90 | at Nashville, Tenn. |
| | W, 109-84 | at Lexington |
| 1976: | W, 77-76 | at Lexington |
| | L, 69-65 | at Nashville, Tenn. |
| 1977: | W, 64-62 | at Nashville, Tenn. |
| | W, 113-73 | at Lexington |
| 1978: | W, 72-59 | at Lexington |
| | W, 78-68 | at Nashville, Tenn. |
| 1979: | L, 68-58 | at Nashville, Tenn. |
| | W, 96-70 | at Lexington |
| 1980: | W, 106-90 | at Lexington |
| | W, 91-73 | at Nashville, Tenn. |
| 1981: | W, 78-64 | at Nashville, Tenn. |
| | W, 80-48 | at Lexington |
| | L, 60-55 | at Birmingham, Ala. (SEC) |
| 1982: | W, 67-58 | at Lexington |
| | W, 73-69 | at Nashville, Tenn. |
| 1983: | W, 82-77 | at Nashville, Tenn. |
| | W, 82-63 | at Lexington |
| 1984: | W, 82-46 | at Lexington |

| | | |
|-------|------------------------|---------------------------|
| 1985: | W, 58-54 | at Nashville, Tenn. |
| | W, 75-58 | at Lexington |
| | W, 68-62 | at Nashville, Tenn. |
| 1986: | W, 80-71 | at Nashville, Tenn. |
| | W, 73-65 | at Lexington |
| 1987: | W, 71-65 | at Nashville, Tenn. |
| | W, 65-54 | at Lexington |
| 1988: | W, 81-74 | at Lexington |
| | L, 83-66 | at Nashville, Tenn. |
| 1989: | W, 70-61 | at Lexington |
| | L, 81-51 | at Nashville, Tenn. |
| | L, 77-63 | at Knoxville, Tenn. (SEC) |
| 1990: | L, 92-85 | at Nashville, Tenn. |
| | W, 100-73 | at Lexington |
| 1991: | W, 58-50 | at Lexington |
| | L, 98-87 | at Nashville, Tenn. |
| 1992: | W, 84-71 | at Nashville, Tenn. |
| | W, 80-56 | at Lexington |
| | W, 76-57 | at Birmingham, Ala. (SEC) |
| 1993: | L, 101-86 | at Nashville, Tenn. |
| | W, 82-67 | at Lexington |
| 1994: | W, 107-82 | at Lexington |
| | W, 77-69 | at Nashville, Tenn. |
| 1995: | W, 81-68 | at Lexington |
| | W, 71-60 | at Nashville, Tenn. |
| 1996: | W, 120-81 | at Nashville, Tenn. |
| | W, 101-63 | at Lexington |
| 1997: | W, 58-46 | at Cincinnati |
| | W, 82-79 | at Nashville, Tenn. |
| 1998: | W, 71-62 | at Lexington |
| | W, 63-61 | at Nashville, Tenn. |
| 1999: | W, 73-57 | at Nashville, Tenn. |
| | W, 88-63 | at Lexington |
| 2000: | W, 72-52 | at Lexington |
| | W, 81-73 ^{OT} | at Nashville, Tenn. |
| 2001: | W, 86-75 | at Lexington |
| | W, 79-74 | at Nashville, Tenn. |
| 2002: | W, 67-59 | at Lexington |
| | L, 86-73 | at Nashville, Tenn. |
| 2003: | W, 74-52 | at Nashville, Tenn. |
| | W, 106-44 | at Lexington |
| | W, 81-63 | at New Orleans |
| 2004: | W, 75-63 | at Lexington |
| | L, 66-60 | at Nashville, Tenn. |
| 2005: | W, 69-54 | at Lexington |
| | W, 84-70 | at Nashville, Tenn. |
| 2006: | L, 57-52 | at Lexington |
| | L, 84-81 | at Nashville, Tenn. |
| 2007: | L, 72-67 | at Lexington |
| | L, 67-65 | at Nashville, Tenn. |
| 2008: | W, 79-73 ^{OT} | at Lexington |
| | L, 93-52 | at Nashville, Tenn. |
| 2009: | W, 70-60 | at Lexington |
| | L, 77-64 | at Nashville, Tenn. |
| 2010: | W, 85-72 | at Lexington |
| | W, 58-56 | at Nashville, Tenn. |
| 2011: | L, 77-81 | at Nashville, Tenn. |
| | W, 68-66 | at Lexington |
| 2012: | W, 69-63 | at Nashville, Tenn. |
| | W, 83-74 | at Lexington |
| | L, 71-64 | at New Orleans |
| 2013: | W, 60-58 | at Nashville, Tenn. |
| | W, 74-70 | at Lexington |
| | L, 64-48 | at Nashville, Tenn. |
| 2014: | W, 71-62 | at Nashville, Tenn. |
| 2015: | W, 65-57 | at Lexington |
| 2016: | W, 76-57 | at Lexington |
| | L, 74-62 | at Nashville, Tenn. |
| 2017: | W, 87-81 | at Nashville, Tenn. |
| | W, 73-67 | at Lexington |
| 2018: | W, 74-67 | at Nashville, Tenn. |
| | W, 83-81 ^{OT} | at Lexington |
| 2019: | W, 56-47 | at Lexington |

| | | |
|-------|----------|---------------------|
| 2020: | W, 87-52 | at Nashville, Tenn. |
| | W, 71-62 | at Lexington |
| | W, 78-64 | at Nashville, Tenn. |
| 2021: | W, 77-74 | at Lexington |
| | W, 82-78 | at Nashville, Tenn. |
| 2022: | W, 78-66 | at Nashville, Tenn. |
| | W, 77-70 | at Lexington |
| | W, 77-71 | at Tampa (SEC) |
| 2023: | W, 69-53 | at Nashville, Tenn. |
| | L, 68-66 | at Lexington |
| | L, 80-73 | at Nashville (SEC) |

at Lexington: UK leads, 85-16
at Nashville, Tenn.: UK leads, 62-30
at Neutral Sites: UK leads, 8-4
at Birmingham, Ala.: Tied, 1-1
at Cincinnati: UK leads, 1-0
at Knoxville, Tenn.: UK leads, 2-1
at Louisville: Tied, 1-1
at New Orleans: Tied, 1-1
at Paducah, Ky.: UK leads, 1-0
at Tampa: UK leads, 1-0

VERMONT (UK LEADS, 1-0)

| Season | Score | Site |
|--------|----------|--------------|
| 2018: | W, 73-69 | at Lexington |

at Lexington: UK leads, 1-0

VERNON, IND. (UK LEADS, 1-0)

| Season | Score | Site |
|--------|----------|-----------------|
| 1906: | W, 34-14 | at Vernon, Ind. |

at Vernon, Ind.: UK leads, 1-0

VILLANOVA (UK LEADS, 6-0)

| Season | Score | Site |
|--------|------------------------|------------------------|
| 1949: | W, 85-72 | at New York (NCAA) |
| 1950: | W, 57-56 ^{OT} | at New Orleans (Sugar) |
| 1983: | W, 93-79 | at Lexington |
| 1997: | W, 93-56 | at Lexington |
| 1998: | W, 79-63 | at Philadelphia |
| 2007: | W, 67-58 | at Chicago (NCAA) |

at Lexington: UK leads, 2-0
at Philadelphia: UK leads, 1-0
at Neutral Sites: UK leads, 4-0
at Chicago: UK leads, 1-0
at New Orleans: UK leads, 1-0
at New York: UK leads, 1-0
*As part of sanctions imposed upon the UK basketball program in 1989, the NCAA ordered Kentucky to erase from the record three NCAA tournament games from the 1987-88 season. Kentucky's 99-84 win over Southern, a 90-81 win over Maryland and an 80-74 loss to Villanova have been deleted from the records.

VIRGINIA (UK LEADS, 6-3)

| Season | Score | Site |
|--------|-------|------|
| 1914: | | |

1942: W, 62-32 at Lexington, Ky.
 1952: W, 96-46 at Lexington, Ky.
 1957: W, 94-66 at Lexington, Ky.
*at Lexington, Ky.: UK leads, 11-1
 at Lexington, Va.: UK leads, 1-0*

WASHINGTON STATE (UK LEADS, 1-0)

Season Score Site
 1975: W, 97-75 at Lexington (UKIT)
at Lexington: UK leads, 1-0

WASHINGTON UNIVERSITY OF ST. LOUIS (UK LEADS, 2-0)

Season Score Site
 1943: W, 45-38 at Lexington
 1948: W, 69-39 at Memphis, Tenn.
*at Lexington: UK leads, 1-0
 at Neutral Sites: UK leads, 1-0
 at Memphis, Tenn.: UK leads, 1-0*

WAYNE (UK LEADS, 1-0)

Season Score Site
 1956: W, 84-64 at Iowa City, Iowa (NCAA)
*at Neutral Sites: UK leads, 1-0
 at Iowa City, Iowa: UK leads, 1-0*

WESTERN CAROLINA (UK LEADS, 2-0)

Season Score Site
 1989: W, 78-60 at Lexington
 1997: W, 82-55 at Lexington
at Lexington: UK leads, 2-0

WESTERN KENTUCKY (UK LEADS, 5-2)

Season Score Site
 1971: L, 107-83 at Athens, Ga. (NCAA)
 1986: W, 71-64 at Charlotte, N.C. (NCAA)
 1991: W, 84-70 at Louisville, Ky.
 1992: W, 93-83 at Lexington
 2002: L, 64-52 at Lexington
 2012: W, 81-66 at Louisville, Ky. (NCAA)
 2022: W, 95-60 at Lexington
*at Lexington: UK leads, 2-1
 at Neutral Sites: UK leads, 2-1
 at Athens, Ga.: WKU leads, 1-0
 at Charlotte, N.C.: UK leads, 1-0
 at Louisville, Ky.: UK leads, 2-0*

WESTERN ONTARIO (UK LEADS, 4-0)

Season Score Site
 1946: W, 51-42 at Lexington
 W, 71-28 at Lexington
 1948: W, 98-41 at Lexington
 1950: W, 90-18 at Lexington
at Lexington: UK leads, 4-0

WEST TEXAS STATE (UK LEADS, 2-0)

Season Score Site
 1951: W, 73-43 at Lexington
 1979: W, 121-67 at Lexington
at Lexington: UK leads, 2-0

WEST VIRGINIA (UK LEADS, 16-5)

Season Score Site
 1924: W, 24-21 at Lexington
 1925: W, 29-19 at Lexington
 1927: W, 44-26 at Lexington
 1940: L, 47-38 at Lexington
 1941: W, 46-34 at Lexington
 L, 56-43 at Morgantown, W.Va.
 1946: W, 59-51 at New York (NIT)
 1958: L, 77-70 at Lexington (UKIT)
 1959: W, 97-91 at Lexington (UKIT)
 1960: L, 79-70 at Lexington (UKIT)
 1963: W, 79-75 at Lexington (UKIT)

1965: W, 102-78 at Lexington (UKIT)
 1970: W, 106-87 at Lexington
 1971: W, 106-100 at Morgantown, W.Va.
 1992: W, 106-80 at Lexington
 2006: W, 80-66 at Kansas City, Mo.
 2009: W, 54-43 at Las Vegas
 2010: L, 73-66 at Syracuse, N.Y. (NCAA)

2011: W, 71-63 at Tampa, Fla. (NCAA)
 2015: W, 78-39 at Cleveland (NCAA)
 2018: W, 83-76 at Morgantown, W.Va.
*at Lexington: UK leads, 9-3
 at Morgantown, W.Va.: UK leads 2-1
 at Neutral Sites: UK leads, 5-1
 at Cleveland: UK leads, 1-0
 at Kansas City, Mo.: UK leads, 1-0
 at Las Vegas: UK leads, 1-0
 at New York: UK leads, 1-0
 at Syracuse, N.Y.: WV leads, 1-0
 at Tampa, Fla.: UK leads, 1-0*

WICHITA STATE (UK LEADS, 2-0)

Season Score Site
 2014: W, 78-76 St. Louis (NCAA)
 2017: W, 65-62 Indianapolis (NCAA)
*at Neutral Sites: UK leads, 2-0
 at Indianapolis: UK leads, 1-0
 at St. Louis: UK leads, 1-0*

WILLIAM & MARY (UK LEADS, 1-0)

Season Score Site
 2005: W, 92-47 at Lexington
at Lexington: UK leads, 1-0

WINTHROP (UK LEADS, 3-0)

Season Score Site
 2004: W, 65-44 at Lexington
 2011: W, 89-52 at Lexington
 2019: W, 87-74 at Lexington
at Lexington: UK leads, 3-0

WISCONSIN (UK LEADS, 2-2)

Season Score Site
 1963: W, 108-85 at Lexington (UKIT)
 1969: L, 69-65 at Chicago
 1977: W, 72-64 at Lexington
 2003: W, 63-57 at Minneapolis (NCAA)
 2014: W, 74-73 at Arlington, Texas (NCAA)
 2015: L, 71-64 at Indianapolis (NCAA)
*at Lexington: UK leads, 2-0
 at Neutral Sites: Tied, 2-2
 at Arlington, Texas: UK leads, 1-0
 at Chicago: UW leads, 1-0
 at Indianapolis: UW leads, 1-0
 at Minneapolis: UK leads, 1-0*

WISCONSIN-GREEN BAY (UK LEADS, 1-0)

Season Score Site
 1996: W, 74-62 at Lexington
at Lexington: UK leads, 1-0

WOFFORD (UK LEADS, 1-0)

Season Score Site
 2019: W, 62-56 at Jacksonville, Fla.
*at Neutral Sites: UK leads, 1-0
 at Jacksonville, Fla.: UK leads, 1-0*

WRIGHT FIELD (UK LEADS, 1-0)

Season Score Site
 1944: W, 61-28 at Lexington
at Lexington: UK leads, 1-0

WRIGHT STATE (UK LEADS, 4-0)

Season Score Site
 1993: W, 81-65 at Lexington

1997: W, 90-62 at Lexington
 1999: W, 97-75 at Cincinnati
 2016: W, 78-63 at Lexington
*at Lexington: UK leads, 3-0
 at Neutral Sites: UK leads, 1-0
 at Cincinnati: UK leads, 1-0*

WYOMING (UK LEADS, 2-0)

Season Score Site
 1945: W, 50-46 at Buffalo, N.Y.
 1984: W, 66-40 at Lexington (UKIT)
*at Lexington: UK leads, 1-0
 at Neutral Sites: UK leads, 1-0
 at Buffalo, N.Y.: UK leads, 1-0*

XAVIER (UK LEADS, 37-2)

Season Score Site
 1935: W, 40-27 at Cincinnati
 W, 46-29 at Lexington
 1936: W, 36-32 at Cincinnati
 W, 49-40 at Lexington
 1937: W, 34-28^{OT} at Cincinnati
 W, 23-15 at Lexington
 1938: L, 39-32 at Cincinnati
 W, 45-29 at Lexington
 1939: W, 41-31 at Cincinnati
 W, 43-23 at Lexington
 1940: W, 42-41 at Cincinnati
 W, 37-29 at Lexington
 1941: W, 48-43 at Cincinnati
 L, 49-44 at Lexington
 1942: W, 40-39 at Cincinnati
 W, 44-36 at Lexington
 1943: W, 43-38 at Lexington
 W, 48-36 at Lexington
 1946: W, 62-36 at Cincinnati
 W, 83-40 at Lexington
 1947: W, 71-34 at Lexington
 W, 58-31 at Cincinnati
 1948: W, 79-37 at Lexington
 W, 59-37 at Cincinnati
 1949: W, 96-50 at Lexington
 W, 51-40 at Cincinnati
 1950: W, 58-47 at Cincinnati
 W, 58-53 at Lexington
 1951: W, 67-56 at Cincinnati
 W, 78-51 at Lexington
 1952: W, 97-72 at Cincinnati
 W, 83-50 at Lexington
 1954: W, 81-66 at Cincinnati
 W, 77-71 at Lexington
 1955: W, 73-69 at Cincinnati
 W, 66-55 at Lexington
 1963: W, 90-76 at Lexington
 1968: W, 111-76 at Lexington
 1969: W, 115-77 at Lexington
*at Lexington: UK leads, 21-1
 at Cincinnati: UK leads, 16-1*

YALE (UK LEADS, 2-0)

Season Score Site
 1962: W, 79-58 at Lexington
 2023: W, 69-59 at Lexington
at Lexington: UK leads, 2-0