



SCHEDULE & RESULTS

19-7, 17-1 SEC

HOME: 9-2 AWAY: 9-5 NEUTRAL: 1-0

AUGUST (1-1)

| | | |
|----|----------------------|--------|
| 25 | at Colorado State | L, 3-1 |
| 26 | at Northern Colorado | W, 3-1 |

SEPTEMBER (3-6)

| | | |
|----|--------------------------------------|--------|
| 1 | #10 PITTSBURGH^ [SEC Network] | L, 3-0 |
| 3 | at #10 Pittsburgh^ [ACC Network] | L, 3-1 |
| 8 | vs. #21 Houston | W, 3-1 |
| 9 | at #18 Purdue | L, 3-2 |
| 13 | at #2 Louisville [ESPN] | L, 3-0 |
| 17 | at #4 Nebraska [Big Ten Network] | L, 3-1 |
| 22 | LSU* | W, 3-1 |
| 24 | #14 TENNESSEE* [ESPN] | L, 3-0 |
| 29 | at Georgia* [SEC Network] | W, 3-2 |

OCTOBER (7-0)

| | | |
|----|------------------------------------|--------|
| 1 | at Alabama* | W, 3-1 |
| 6 | at Missouri* | W, 3-1 |
| 8 | OLE MISS* | W, 3-1 |
| 15 | at #10 Tennessee* [SEC Network] | W, 3-0 |
| 20 | MISSISSIPPI STATE* | W, 3-0 |
| 22 | #10 ARKANSAS* [SEC Network] | W, 3-2 |
| 27 | at LSU* [SEC Network] | W, 3-0 |

NOVEMBER (8-0)

| | | |
|----|-------------------------------|--------------|
| 3 | at South Carolina* | W, 3-1 |
| 5 | at #20 Florida* [ESPN] | W, 3-1 |
| 8 | at #24 Auburn* | W, 3-0 |
| 12 | GEORGIA* [SEC Network] | W, 3-0 |
| 16 | TEXAS A&M* | W, 3-1 |
| 19 | MISSOURI* | W, 3-1 |
| 22 | at #9 Arkansas* | W, 3-0 |
| 25 | #20 FLORIDA* | W, 3-0 |
| 30 | WOFFORD & | 7:30 p.m. ET |

DECEMBER (0-0)

| | | |
|---|--------------------------------------|-----------|
| 1 | JAMES MADISON or BAYLOR & | 7 p.m. ET |
|---|--------------------------------------|-----------|

Home matches, listed in **BOLD**, played in Rupp Arena
 * - SEC Match
 ^ - 84 Lumber Volleyball Classic
 & - NCAA First and Second Rounds (Lexington, Ky.)



(8) KENTUCKY (19-7, 19-1)

GENERAL INFORMATION

Head Coach: Craig Skinner (19th)
 Record at UK: 443-146
 Career Record: Same
 AVCA Rank: 10
 RPI: 7

2023 CATEGORY LEADERS

K/S: Brooklyn DeLeye (3.67)
 B/S: Azhani Tealer (0.95)
 D/S: Eleanor Beavin (4.01)
 A/S: Emma Grome (12.08)
 Ace/S: Molly Tuozzo (0.30)
 Pct.: Azhani Tealer (.385)



JAMES MADISON (21-9, 12-4)

GENERAL INFORMATION

Head Coach: Lauren Steinbrecher (13th)
 Record at JMU: 262-128
 Career Record: Same
 AVCA Rank: NR
 RPI: 24

CATEGORY LEADERS

K/S: Miette Veldman (3.68)
 B/S: Sophie Davis (1.21)
 D/S: Jaydyn Clemmer (4.11)
 A/S: Rebecca Watkins (8.04)
 Pct.: Sophie Davis (.355)



BAYLOR (16-12, 10-8)

GENERAL INFORMATION

Head Coach: Ryan McGuyre (9th)
 Record at BU: 195-75
 Career Record: 744-276
 AVCA Rank: 25
 RPI: 36

CATEGORY LEADERS

K/S: Kyndal Stowers (3.84)
 B/S: Manuela Binibie (0.84)
 D/S: Lauren Briseno (3.17)
 A/S: Averi Carlson (10.45)
 Pct.: Manuela Binibie (.372)



WOFFORD (23-7, 11-5)

GENERAL INFORMATION

Head Coach: Lynze Roos (9th)
 Record at WOF: 150-117
 Career Record: 314-236
 AVCA Rank: NR
 RPI: 101

CATEGORY LEADERS

K/S: **Bri Mahoney (2.33)**
 B/S: Sarah Barham (1.29)
 D/S: Abbey Richman (3.97)
 A/S: Emily Hodson (5.85)
 Pct.: Millie Loehr (.344)

MATCH INFORMATION

LOCATION

VENUE.....RUPP ARENA (21,191)

BROADCAST

TV ESPN+
 PLAY-BY-PLAY..... MAGGIE DAVIS
 COLOR..... LEAH EDMOND

SERIES HISTORY

UK leads series: 2-1
 Last meeting: Kentucky won, 3-1, Sept. 8, 2001
 Last meeting in Lexington: JMU won 3-1, Sept. 16, 2000
 Current Streak: Kentucky has won 1 in a row
 Note: All three matches have been 3-1 final scores

SERIES HISTORY

First meeting
 Last meeting: n/a
 Last meeting in Lexington: n/a
 Current Streak: n/a
 Note: UK has never played Baylor

SERIES HISTORY

First meeting
 Last meeting: n/a
 Last meeting in Lexington: n/a
 Current Streak: n/a
 Note: UK has never played Wofford

2023 SEASON CAT SCRATCHES

- Kentucky won the 2020 NCAA Volleyball National Championship with a 3-1 win over Texas, becoming the first SEC school to ever win the national title.
- 2023 is Craig Skinner's 19th season as the head coach at Kentucky. He is the second-longest tenured coach in the SEC (Mary Wise).
- UK has won seven-straight SEC Championships.
- Azhani Tealer, Reagan Rutherford and Emma Grome are all returning AVCA All-Americans from 2022
- Kentucky has qualified for 18-straight NCAA Tournaments
- UK began the season ranked No. 10 in the AVCA Coaches' Poll.
- Kentucky won its lone exhibition match of the season vs. Western Kentucky, 3-1, on Aug. 17.
- Transferring into Kentucky is one player in 2023, Megan Wilson from Oklahoma
- Kentucky will be playing its entire home schedule at

historic Rupp Arena in 2023 as Memorial Coliseum undergoes an \$82 million renovation and restoration. The expectation is that it will be completed for 2024.

- Kentucky liberos have won SEC Libero/Defensive Player of the Year in 11 of the last 13 years, including Eleanor Beavin in 2021.
- UK will play 10 matches on the ESPN family of networks in 2023, with two ESPN matches, including vs. Louisville and vs. Tennessee. Over 300K viewers watched UK's match vs. UofL in 2022 on ESPN in the SEC's first-ever regular season match shown on ESPN.
- Emma Grome was named the SEC Player of the Year for the league in 2022, marking the fifth-straight year and fourth-different UK player to win it since 2018.
- Craig Skinner won the 2020-21 AVCA National Coach of the Year award, becoming the second UK head coach to win the award (Kathy DeBoer).

2023 STATISTICAL LEADERS

KILLS



Brooklyn DeLeye
3.67 / set

PERCENTAGE



Azhani Tealer
385

BLOCKS



Azhani Tealer
0.95 / set

ASSISTS



Emma Grome
12.08 / set

DIGS



Eleanor Beavin
4.01 / set

ACES



Molly Tuozzo
0.30 / set

KENTUCKY®

VOLLEYBALL

NCAA TOURNAMENT RECORDS

Under head coach Craig Skinner the Wildcats have made a school-record 19-straight trips to volleyball's version of the "Big Dance." Prior to his arrival, UK suffered a 12-year hiatus from the NCAA Tournament. Kentucky has made 24 total trips to the NCAA Tournament. The Cats have enjoyed a storied history in postseason play that includes 12 appearances in the NCAA Regional Semifinals and the school's only NCAA National Championship during the 2020-21 season.

| | | |
|--|---|--|
| <p>1983 First Round at LEXINGTON 12/2 North Carolina W 3-0 Regionals at Austin, Texas 12/10 Texas W 3-2 12/11 Hawaii L 3-1</p> <p>1987 First Round at LEXINGTON 12/5 North Carolina St. W 3-0 Regionals at Austin, Texas 12/11 Texas-Arlington W 3-1 12/12 Texas L 3-1</p> <p>1988 First Round at LEXINGTON 12/3 New Mexico W 3-2 Regionals at Austin, Texas 12/9 Texas-Arlington L 3-1</p> <p>1990 First Round at LEXINGTON 11/30 Florida St. W 3-1 Regionals at Austin, Texas 12/7 Texas L 3-0</p> <p>1992 First Round at LEXINGTON 12/3 Duke W 3-1 Regionals at Gainesville, Fla. 12/11 Florida L 3-0</p> <p>1993 Second Round at LEXINGTON 12/5 Duke L 3-0</p> <p>2005 First Round at Louisville, Ky. 12/2 Maryland L 3-1</p> <p>2006 First and Second Rounds at West Lafayette, Ind. 11/30 Ohio W 3-2 12/1 Purdue L 3-0</p> <p>2007 First Round at Dayton, Ohio 11/30 Michigan State L 3-0</p> <p>2008 First Round at LEXINGTON 12/4 Michigan L 3-2</p> | <p>2009 First and Second Rounds at LEXINGTON 12/4 Michigan State W 3-0 12/5 Oregon W 3-0 Regionals at Minneapolis, Minn. 12/11 Florida State L 3-2</p> <p>2010 First and Second Rounds at West Lafayette, Ind. 12/3 Purdue L 3-1</p> <p>2011 First and Second Rounds at College Station, Texas. 12/1 Dayton W 3-2 12/2 Texas A&M W 3-0 Regionals at LEXINGTON 12/9 Texas L 3-1</p> <p>2012 First and Second Rounds at LEXINGTON 11/30 East Tennessee St. W 3-0 12/1 Ohio State W 3-1 Regionals at West Lafayette, Ind. 12/7 Penn State L 3-0</p> <p>2013 First and Second Rounds at LEXINGTON 12/7 Duquesne W 3-0 12/8 Michigan State L 3-1</p> <p>2014 First and Second Rounds at LEXINGTON 12/5 Oakland W 3-0 12/6 Ohio State L 3-1</p> <p>2015 First and Second Rounds at Columbus, Ohio 12/4 American L 3-0</p> <p>2016 First and Second Rounds at Seattle 12/2 Colorado State W 3-1 12/3 Washington L 3-0</p> <p>2017 First and Second Rounds at Lexington 12/1 ETSU W 3-0 12/2 WKU W 3-2 Regionals at Lexington 12/8 BYU W 3-2 12/9 Nebraska L 3-1</p> | <p>2018 First and Second Rounds at Lexington 11/30 Murray State W 3-0 12/1 Purdue W 3-0 Regionals at Minneapolis, Minn. 12/7 Nebraska L 3-0</p> <p>2019 First and Second Rounds at Lexington 12/6 SEMO W 3-0 12/7 Michigan W 3-0 Regionals at Waco, Texas 12/13 #8 Washington L 3-1</p> <p>2020-21 Round of 32 4/15 UNLV W 3-0 Round of 16 4/18 Western Kentucky W 3-0 Round of 8 4/19 Purdue W 3-0 Final Four 4/22 Washington W 3-1 National Championship 4/24 Texas W 3-1 * This season only had a 48-team championship and all matches were played in Omaha, Nebraska due to the COVID-19 pandemic</p> <p>2021 First and Second Rounds at Lexington 12/3 SEMO W 3-0 12/4 Illinois L 3-1</p> <p>2022 First and Second Rounds at Lexington 12/1 Loyola-Chicago W 3-0 12/2 Western Kentucky W 3-0 Regionals at Palo Alto, Calif. 12/8 San Diego L 3-0</p> |
|--|---|--|



1
Megan Wilson
 Junior
 Kingwood, Texas
 Outside Hitter



2
Ava Sarafa
 Freshman
 Bloomfield Hills, Mich.
 Setter



3
Jordyn Willians
 Junior
 Lantana, Texas
 Middle Blocker



4
Emma Grome
 Junior
 Loveland, Ohio
 Setter



5
Jordyn Dailey
 Freshman
 Franklinton, North Carolina
 Outside Hitter / Opposite



6
Eleanor Beavin
 Junior
 Louisville, Kentucky
 Libero / DS



7
Haley Melby
 Sophomore
 Munster, Indiana
 Outside Hitter



8
Brooke Bultema
 Freshman
 Cincinnati, Ohio
 Middle Blocker



9
Riah Walker
 Senior
 Sarasota, Florida
 Libero / DS



10
Reagan Rutherford
 Senior
 Missouri City, Texas
 Opposite



11
Elise Goetzinger
 Senior
 Blue Mounds, Wisconsin
 Middle Blocker



12
Molly Tuozzo
 Freshman
 The Woodlands, Texas
 Libero / DS



13
Erin Lamb
 Junior
 Stewartville, Minn.
 Outside Hitter



15
Azhani Tealer
 Fifth Year
 Grand Prairie, Texas
 Middle Blocker



17
Brooklyn DeLeye
 Freshman
 Topeka, Kansas
 Outside Hitter



18
Lane Jenkins
 Junior
 Lexington, Ky.
 Setter



19
Audrey Whitworth
 Sophomore
 Hardinsburg, Ky.
 Libero / DS

PRONUNCIATION GUIDE

Ava SarafaSuh-ROFF-uh
 Elise Goetzinger.....GETS-ing-er
 Azhani TealerAs-jsaw-nee
 Eleanor Beavin..... Bev (like Beverley)- IN
 Molly Tuozzo..... TUZZ (like fuzz) - Oh
 Brooklyn DeLeye..... Duh-LAY
 Riah Walker RYE (like the bread)- uh



Craig Skinner
 Head Coach
 (19th year)



Ben Josephson
 Associate Head Coach
 (1st year)



Merideth Jewell
 Assistant Coach
 (2nd year)



Madison Lilley
 Assistant Coach
 (1st year)

2023 ROSTER

ALPHABETICAL

| No. | Name | Pos. | Ht. | Class | Hometown/High School Prev. |
|-----|-------------------|--------|------|-------|------------------------------------|
| 6 | Eleanor Beavin | L | 5-5 | Jr. | Louisville, Ky./Mercy |
| 8 | Brooke Bultema | MB | 6-3 | Fr. | Cincinnati, Ohio/Ursuline |
| 5 | Jordyn Dailey | OH/OPP | 6-2 | Fr. | Franklinton, N.C./NC Academy |
| 17 | Brooklyn DeLeye | OH | 6-2 | Fr. | Topeka, Kansas/Washburn Rural |
| 11 | Elise Goetzinger | MB | 6-4 | Sr. | Blue Mounds, Wisc./Mt. Horeb |
| 4 | Emma Grome | S | 5-9 | Jr. | Loveland, Ohio/St. Ursula |
| 18 | Lane Jenkins | S | 5-9 | Jr. | Versailles, Ky./Loyola-Chicago |
| 13 | Erin Lamb | OH | 6-3 | Jr. | Stewartville, Minn./Stewartville |
| 7 | Haley Melby | OH | 6-1 | So. | Munster, Ind./Munster |
| 10 | Reagan Rutherford | OPP | 6-0 | Sr. | Missouri City, Texas/Ridge Point |
| 2 | Ava Sarafa | S | 6-0 | Fr. | Bloomfield Hills, Mich./Marian |
| 15 | Azhani Tealer | OPP | 5-10 | 5Y | Grand Prairie, Texas/Grand Prairie |
| 12 | Molly Tuozzo | L/DS | 5-7 | Fr. | The Woodlands, Texas/The Woodlands |
| 9 | Riah Walker | L | 5-10 | Sr. | Sarasota, Fla./Riverview |
| 19 | Audrey Whitworth | L | 5-8 | So. | Hardinsburg, Ky./ Breckinridge |
| 3 | Jordyn Williams | MB | 6-2 | Jr. | Lantana, Texas/Guyer |
| 1 | Megan Wilson | OH | 6-4 | Jr. | Kingwood, Texas/Oklahoma |

NUMERICAL

| No. | Name | Pos. | Ht. | Class | Hometown/High School |
|-----|-------------------|--------|------|-------|------------------------------------|
| 1 | Megan Wilson | OH | 6-4 | Jr. | Kingwood, Texas/Oklahoma |
| 2 | Ava Sarafa | S | 6-0 | Fr. | Bloomfield Hills, Mich./Marian |
| 3 | Jordyn Williams | MB | 6-2 | Jr. | Lantana, Texas/Guyer |
| 4 | Emma Grome | S | 5-9 | Jr. | Loveland, Ohio/St. Ursula |
| 5 | Jordyn Dailey | OH/OPP | 6-2 | Fr. | Franklinton, N.C./NC Academy |
| 6 | Eleanor Beavin | L/DS | 5-5 | Jr. | Louisville, Ky./Mercy |
| 7 | Haley Melby | OH | 6-1 | So. | Munster, Ind./Munster |
| 8 | Brooke Bultema | MB | 6-3 | Fr. | Cincinnati, Ohio/Ursuline |
| 9 | Riah Walker | L/DS | 5-10 | Sr. | Sarasota, Fla./Riverview |
| 10 | Reagan Rutherford | OPP | 6-0 | Sr. | Missouri City, Texas/Ridge Point |
| 11 | Elise Goetzinger | MB | 6-4 | Sr. | Blue Mounds, Wisc./Mt. Horeb |
| 12 | Molly Tuozzo | L/DS | 5-7 | Fr. | The Woodlands, Texas/The Woodlands |
| 13 | Erin Lamb | OH | 6-3 | Jr. | Stewartville, Minn./Stewartville |
| 15 | Azhani Tealer | OPP | 5-10 | 5Y | Grand Prairie, Texas/Grand Prairie |
| 17 | Brooklyn DeLeye | OH | 6-2 | Fr. | Topeka, Kansas/Washburn Rural |
| 18 | Lane Jenkins | S | 5-9 | Jr. | Versailles, Ky./Loyola-Chicago |
| 19 | Audrey Whitworth | L/DS | 5-8 | So. | Hardinsburg, Ky./ Breckinridge |

COACHING STAFF

Head Coach: Craig Skinner (Ball State, 1993 - 19th season)
Associate Head Coach: Ben Josephson (Trinity Western, 2003 - 1st season)
Assistant Coach: Merideth Jewell (Kentucky, 2018 - 2nd season)
Assistant Coach: Madison Lilley (Kentucky, 2021 - 1st season)
Director of Operations: Kristen Vicini (Kentucky, 2015 - 8th season)

PRONUNCIATION GUIDE

| | |
|---|---|
| Ava Sarafa.....Suh-ROFF-uh | Molly Tuozzo..... TUZZ (like fuzz) - Oh |
| Elise Goetzinger.....GETS-ing-er | Brooklyn DeLeye..... Duh-LAY |
| Azhani Tealer.....As-jsaw-nee | Riah Walker..... RYE (like the bread)- uh |
| Eleanor Beavin..... Bev (like Beverley)- IN | Brooke Bultema.....BULL-Tuh-Muh |

BY CLASS

BY POSITION

| | | | |
|---|--|--|---|
| Freshmen - 5 Ava Sarafa, Jordyn Dailey, Brooke Bultema, Brooklyn DeLeye, Molly Tuozzo | Juniors - 6 Jordyn Williams, Emma Grome, Eleanor Beavin, Erin Lamb, Lane Jenkins, Megan Wilson | Liberos/DS - 4 Riah Walker, Eleanor Beavin, Audrey Whitworth, Molly Tuozzo | Outside Hitters - 6 Erin Lamb, Reagan Rutherford, Haley Melby, Megan Wilson, Jordyn Dailey, Brooklyn DeLeye |
| Sophomores - 2 Haley Melby, Audrey Whitworth | Seniors - 3 Riah Walker, Reagan Rutherford, Elise Goetzinger | Setters- 3 Lane Jenkins, Emma Grome, Ava Sarafa | Middle Blockers - 4 Elise Goetzinger, Azhani Tealer, Jordyn Williams, Brooke Bultema |
| | Fifth Years - 1 Azhani Tealer | | |

General Information

Location.....Lexington, Ky.
 Founded.....1865
 Enrollment.....30,500
 Nickname.....Wildcats
 Colors.....Blue and White
 Conference.....Southeastern
 President.....Dr. Eli Capilouto
 Athletic Director.....Mitch Barnhart
 Senior Woman Admin.....Rachel Baker
 VB Administrator.....Katie Eiserman
 UK Faculty Rep.....Dr. Joseph Fink III
 Arena.....Memorial Coliseum
 Capacity.....7,000

Coaching Staff

Head Coach.....Craig Skinner (19th Year)
 UK Record (Career)....443-146 (Same)
 Alma Mater.....Ball State, 1993
 NCAA Appearances.....19
 Associate Head Coach Ben Josephson (1st)
 Alma Mater.....Trinity Western, 2003
 Assistant Coach.....Merideth Jewell (2nd)
 Alma Mater.....Kentucky, 2018
 Assistant Coach.....Madison Lilley (1st)
 Alma Mater.....Kentucky, 2021
 Director of Operations..Kristen Vicini (8th)
 Alma Mater.....Kentucky, 2015
 Volleyball Office Phone....859-257-2532

Team History

All-Time Record.....1,026-536 (40 Years)
 First Year.....1977
 NCAA Appearances.....25
 (1983, '87, '88, '90, '92, '93, 2005, '06, '07, '08, '09, '10, '11, '12, '13, '14, '15, '16, '17, '18, '19, '20-21, '21, '22, '23)

2022 In Review

Record.....22-8, 15-3 SEC (1st)
 2022 Final National Ranking.....14
 2022 Postseason. NCAA Regional Semifinal
 Starters Returning/Lost.....11/4
 Letterwinners Returning/Lost.....10/5
 Newcomers.....6 (1 transfer)

UK Athletics

Communications and Public Relations

Contact.....Chris Shoals
 Phone.....513-312-2489
 E-Mail.....cmsh223@uky.edu
 Website.....UKathletics.com
 Address.....Joe Craft Center
 338 Lexington Avenue
 Lexington, Ky. 40506-0604

NOTES

MEDIA WEEKLY SCHEDULE

Monday - 11/27 - Practice: 9am ET // Big Blue Radio Call-In Show (Malones, Lexington, 8pm)
 Tuesday - 11/28 - Practice: 3pm-6pm ET (Women's basketball practice gym)
 Wednesday - 11/29 - Official NCAA Practice: 3:20pm-4:50pm ET (Rupp Arena) // Local media gaggle TBA
 Thursday - 11/30 - **Wofford vs. Kentucky; 7:30pm ET; ESPN+ | Serve/Pass: 12:30pm ET**
 Friday - 12/1 - **JMU/Baylor vs. Kentucky; 7pm ET; ESPN+ | Serve/Pass: 10am ET**
 Saturday - 12/2 - TBA
 Sunday - 12/3 - TBA

KENTUCKY INJURY REPORT

Reagan Rutherford (Eye injury) - Missed first six SEC matches; Returned vs. Tennessee on Oct. 15 (right ankle) - Injured in 3rd set vs. Texas A&M; Missed MIZ match; Returned vs. ARK
Jordyn Williams (Illness) - Non-COVID illness; Missed matches vs. TAMU and Mizzou; Returned vs. ARK
Riah Walker (Foot injury) - Missed first 8 SEC matches; Returned to available to play at LSU on 10/27
Brooke Bultema (Ankle fracture on 8/29) - Has fully returned and is medically cleared
Haley Melby (Ab injury) - Active
Audrey Whitworth (Concussion) - Missed Pitt 1 and Pitt 2; Returned Sept. 8 vs. Houston; Status is active
Jordyn Dailey (Concussion) - Missed matches vs. Georgia and Alabama and has been fully cleared protocol

SKINNER'S TEAMS PROGRESS

In the last 6 years ... Kentucky's record during the months of:
 August and September - 58-28 (.674)
 October and November - 95-9 (.913)
 *This does not include the 2020-21 season due to the calendar being reshaped for COVID.

RUPP'S NEW RUNTS

Kentucky will be playing its entire home schedule at historic Rupp Arena in 2023 as Memorial Coliseum undergoes an \$82 million renovation and restoration. The expectation is that it will be completed for 2024.

KENTUCKY'S BEST DOZEN-PLUS

UK has won 16 matches in a row. This is the second-longest winning streak for UK head coach Craig Skinner:
 - 23 matches (2018)*
 - **16 matches (2020-21, PRESENT)***
 - 14 matches (2017)*
 - 13 matches (2016)
 - 12 matches (2008)
 * = SEC Championship

NEW LOOK ON THE BENCH

After Anders Nelson accepted the head coaching job at Vanderbilt following 12 years at UK, Craig Skinner was in the market for an associate head coach for the first time in 12 years. After a national and international search, Skinner hired Ben Josephson, who was a national champion head coach for men's college volleyball. Josephson will take over the tactical role that Nelson played on the staff for 2023.

Additionally, with the NCAA allowing a fourth full-time assistant coach beginning in 2023, Skinner went to the alumna base and added in national champion and former AVCA National Player of the Year, Madison Lilley. Lilley will work specifically with the setters on a day-to-day basis.

RANKING THE RANKED

Kentucky has been ranked inside of the top-25 of the American Volleyball Coaches' Association Top-25 poll

2023 FINAL SEC STANDINGS

| SCHOOL | CONF | OVR | H | A | N |
|-----------------------|------|-------|------|------|-----|
| Kentucky ^A | 17-1 | 19-7 | 8-2 | 10-5 | 1-0 |
| Tennessee | 15-3 | 24-4 | 12-2 | 11-2 | 1-0 |
| Arkansas | 15-3 | 25-5 | 12-3 | 9-2 | 4-0 |
| Auburn | 10-8 | 20-9 | 10-5 | 7-4 | 3-0 |
| Florida | 10-8 | 18-9 | 8-6 | 9-3 | 1-0 |
| Georgia | 10-8 | 19-11 | 12-3 | 5-6 | 2-2 |
| Missouri | 9-9 | 17-12 | 11-4 | 5-7 | 1-1 |
| Texas A&M | 8-10 | 16-12 | 7-7 | 6-5 | 3-0 |
| Mississippi St | 6-12 | 13-15 | 10-4 | 1-10 | 2-1 |
| LSU | 6-12 | 11-17 | 6-7 | 2-9 | 3-1 |
| South Carolina | 5-13 | 11-16 | 8-6 | 2-10 | 1-0 |
| Ole Miss | 5-13 | 11-18 | 8-4 | 1-11 | 2-3 |
| Alabama | 1-17 | 11-18 | 5-8 | 3-9 | 3-1 |

2023 SEASON HONORS

Azhani Tealer Preseason All-SEC
 All-SEC Team
Emma Grome Preseason All-SEC
 SEC Setter of the Week (10/2)
 SEC Setter of the Week (10/9)
 SEC Player of the Week (10/16)
 SEC Setter of the Week (10/16)
 SEC Setter of the Week (10/24)
 SEC Player of the Week (10/24)
 SEC Setter of the Week (11/6)
 SEC Player of the Week (11/6)
 SEC Setter of the Week (11/20)
Reagan Rutherford Preseason All-SEC
 All-SEC Team
Eleanor Beavin Preseason All-SEC
 SEC Defensive Player of the Week (10/9)
 SEC Defensive Player of the Week (10/24)
 All-SEC Team
Brooklyn DeLeye SEC Player of the Week (10/2)
 SEC Offensive Player of the Week (10/2)
 SEC Freshman of the Week (10/9)
 SEC Freshman of the Week (10/16)
 SEC Freshman of the Week (10/24)
 SEC Freshman of the Week (11/20)
 SEC Freshman of the Year
 SEC All-Freshman Team
Elise Goetzinger SEC Offensive POW (10/16)
Molly Tuozzo SEC All-Freshman Team
Craig Skinner SEC Coach of the Year

NCAA RPI TOP 30

| No. School | Conf. | Overall | Road | Neutral | Home |
|-------------------|------------|-------------|-------------|------------|------------|
| 1 Nebraska | Big Ten | 28-1 | 11-1 | 0-0 | 17-0 |
| 2 Stanford | Pac-12 | 26-3 | 14-1 | 0-0 | 12-2 |
| 3 Louisville | ACC | 24-4 | 8-3 | 2-0 | 14-1 |
| 4 Pittsburgh | ACC | 25-4 | 11-2 | 1-1 | 13-1 |
| 5 Wisconsin | Big Ten | 26-3 | 11-3 | 2-0 | 13-0 |
| 6 Texas | Big 12 | 22-4 | 9-2 | 1-0 | 12-2 |
| 7 Kentucky | SEC | 19-7 | 10-5 | 1-0 | 8-2 |
| 8 Oregon | Pac-12 | 26-5 | 13-1 | 6-1 | 7-3 |
| 9 Creighton | Big East | 27-4 | 11-3 | 5-1 | 11-0 |
| 10 Arkansas | SEC | 25-5 | 9-2 | 4-0 | 12-3 |
| 11 Tennessee | SEC | 24-4 | 11-2 | 1-0 | 12-2 |
| 12 Purdue | Big Ten | 21-8 | 8-3 | 1-0 | 12-5 |
| 13 Washington St. | Pac-12 | 24-7 | 10-3 | 2-0 | 12-4 |
| 14 Kansas | Big 12 | 23-5 | 7-4 | 2-0 | 14-1 |
| 15 BYU | Big 12 | 24-6 | 8-5 | 4-0 | 12-1 |
| 16 Western Ky. | CUSA | 29-4 | 9-2 | 6-1 | 14-1 |
| 17 Utah St. | MWC | 24-6 | 9-3 | 3-2 | 12-1 |
| 18 Dayton | A-10 | 31-2 | 10-0 | 4-0 | 17-2 |
| 19 Florida | SEC | 18-9 | 9-3 | 1-0 | 8-6 |
| 20 Georgia Tech | ACC | 22-6 | 10-3 | 3-0 | 9-3 |
| 21 Penn St. | Big Ten | 21-8 | 8-4 | 0-2 | 13-2 |
| 22 James Madison | Sun Belt | 21-9 | 4-6 | 4-2 | 13-1 |
| 23 Arizona St. | Pac-12 | 26-6 | 9-5 | 8-0 | 9-1 |
| 24 SMU | AAC | 25-6 | 11-2 | 1-3 | 13-1 |
| 25 Marquette | Big East | 20-10 | 10-3 | 1-2 | 9-5 |
| 26 Florida St. | ACC | 23-8 | 9-4 | 3-1 | 11-3 |
| 27 Iowa St. | Big 12 | 20-9 | 8-4 | 2-1 | 10-4 |
| 28 Houston | Big 12 | 18-9 | 6-5 | 3-1 | 9-3 |
| 29 UNI | MVC | 26-6 | 9-3 | 6-2 | 11-1 |
| 30 Auburn | SEC | 20-9 | 7-4 | 3-0 | 10-5 |

NOTES

in 115 consecutive weeks. This is a program record for UK that spans seven complete seasons. The Wildcats finished the 2020-21 season ranked No. 1 after winning the NCAA National Championship.

PLANES, TRAINS & AUTOMOBILES

Kentucky on the road in SEC play the past seven seasons:

2023: 9-0

2022: 7-2

2021: 8-1

2020-21: 11-1

2019: 9-0

2018: 9-0

2017: 9-1

Last six-plus seasons on the road: 62-4 (.939)

VIEW FROM THE TOP OF THE TABLE

Dating back to UK's 3-2 win in Gainesville against Florida on November 17, 2019, the Kentucky Volleyball team had either been in sole possession of the SEC lead or tied for the lead in the volleyball standings loss column for **1,042** consecutive days until the five-set loss vs. LSU on Sept. 24, 2022.

All told - Kentucky has held first place **solo or shared** for 1,439 of the last 1,477 calendar days.

Of the 36 days UK has not been first, 24 of them came this season after a week one loss to Tennessee with-out Reagan Rutherford.

KENTUCKY IN THE RPI WORLD

Kentucky's final RPI was 7. UK finished the season as the highest-ranked SEC team in the RPI

Here is the breakdown by wins and losses:

QUAD 1 (1-25): 3-6 | Best win in quadrant: TENNESSEE (8) | Worst loss in quadrant: @ Purdue (10)

QUAD 2 (26-50): 5-0 | Best win: at Houston (27) | Worst loss: none

QUAD 3 (51-100): 5-1 | Best win: at Georgia (54) | Worst loss: @ Colorado State (56)

QUAD 4 (101+): 4-0 | Best win: at Northern Colorado (102) | Worst loss: none

SEC CHAMPIONSHIP WOMEN'S HISTORY HISTORY

Women's teams in the SEC who lead the history of the conference in consecutive titles:

(20) - Florida Volleyball ... 1991-2010

(11) - Florida Swimming ... 1986-1996

(9) - Arkansas Indoor Track ... (2015-Present)

(9) - Arkansas Cross Country ... (2013-2021)

(7) - KENTUCKY VOLLEYBALL ... (2017-Present)

CHALLENGE REVIEW SYSTEM

Craig Skinner's challenge record in 2023

* Overall: 21/33 challenges won (.636); SEC challenges: 14/21 (.666)

* 21 decisions has been overturned in Kentucky's favor

* 9 decisions have been confirmed to be the call on the court against Kentucky

* 3 decisions stood as called without sufficient evidence to overturn the call to Kentucky's favor

LAST TIME IN THE NCAA TOURNAMENT

2022 NCAA Volleyball Tournament

1st R - W, 3-0 vs. Loyola-Chicago (Lexington, Ky.)

2nd R - W, 3-0 vs. Western Kentucky (Lexington, Ky.)

Sweet 16 - L, 3-0 vs. #2 San Diego (Palo Alto, Calif.)

SEC AWARD WINNERS

The Kentucky Volleyball team placed five players on the All-Southeastern Conference postseason team, the most of any team in the SEC and got two major individual awards. Kentucky freshman Brooklyn DeLeye was named the SEC Freshman of the Year and head coach Craig Skinner was named SEC Co-Coach of the Year, as there was a four-way tie for the SEC Coach of the Year voting. On the All-SEC Team, Kentucky had a league-high five players with Eleanor Beavin, DeLeye, Emma Grome, Reagan Rutherford and Azhani Tealer all earning spots on the 18-person team. Molly Tuozzo joined DeLeye on the All-SEC Freshman Team, which is comprised of seven players.

TEALER MAKES HISTORY

The SEC title is not only Kentucky's seventh in a row, but additionally, Azhani Tealer becomes the first-ever Southeastern Conference student-athlete that is known to have won five SEC Championships with one team in a five-year window while playing in all five years, as the senior puts the polish on yet another benchmark in her amazing and decorated career.

SEC DOMINANCE

Since the start of the 2017 SEC season, during UK's seven-year run as champions, the Wildcats in SEC play are 117-9 (.914) in league matches.

CATS IMPRESSIVE ON THE PLAINS

The No. 13 Kentucky Volleyball team put the finishing touches on a 4-0 road trip Wednesday night with a

AVCA COACHES POLL

WEEK 14

| RANK | SCHOOL | TOTAL POINTS | RECORD | PREVIOUS RANK |
|------|---------------------|--------------|--------|---------------|
| 1 | Nebraska (53) | 1582 | 28-1 | 1 |
| 2 | Stanford (10) | 1538 | 23-6 | 2 |
| 3 | Wisconsin (1) | 1458 | 26-3 | 5 |
| 4 | Pittsburgh | 1382 | 25-4 | 3 |
| 5 | Texas | 1324 | 22-4 | 4 |
| 6 | Oregon | 1295 | 26-5 | 6 |
| 7 | Louisville | 1262 | 24-4 | 7 |
| 8 | Kentucky | 1095 | 19-7 | 10 |
| 9 | Arkansas | 1023 | 25-5 | 9 |
| 10 | Washington State | 993 | 24-7 | 11 |
| 11 | Tennessee | 960 | 24-4 | 8 |
| 12 | Georgia Tech | 820 | 22-6 | 12 |
| 12 | Purdue | 820 | 21-8 | 13 |
| 14 | Penn State | 758 | 21-8 | 14 |
| 15 | Kansas | 728 | 23-5 | 15 |
| 16 | BYU | 698 | 24-6 | 16 |
| 17 | Creighton | 635 | 27-4 | 17 |
| 18 | Arizona State | 505 | 26-6 | 18 |
| 19 | Dayton | 469 | 31-2 | 19 |
| 20 | Florida | 346 | 18-9 | 20 |
| 21 | Western Kentucky | 326 | 29-4 | 21 |
| 22 | Florida State | 244 | 23-8 | 23 |
| 23 | Baylor | 186 | 16-12 | 25 |
| 24 | Houston | 147 | 18-9 | 22 |
| 25 | Southern California | 59 | 18-12 | 24 |

Receiving Votes: SMU 34; Auburn 25; Marquette 23; Iowa State 21; Minnesota 16; UC Santa Barbara 9; Utah State 6; Pepperdine 5

Teams UK has or will play listed in *ITALICS*

AVCA WEEKLY RANKINGS

| Date | Ranking |
|------------------|------------|
| PRESEASON | 10 |
| WEEK 1 (SEPT 4) | 15 (-5) |
| WEEK 2 (SEPT 11) | 19 (-4) |
| WEEK 3 (SEPT 18) | 21 (-2) |
| WEEK 4 (SEPT 25) | 22 (-1) |
| WEEK 5 (OCT 2) | 23 (-1) |
| WEEK 6 (OCT 9) | 22 (+1) |
| WEEK 7 (OCT 16) | 23 (-1) |
| WEEK 8 (OCT 23) | 20 (+3) |
| WEEK 9 (OCT 30) | 15 (+5) |
| WEEK 10 (NOV 6) | 13 (+2) |
| WEEK 11 (NOV 13) | 13 (+/- 0) |
| WEEK 12 (NOV 20) | 12 (+1) |
| WEEK 13 (NOV 27) | 10 (+2) |
| WEEK 14 (DEC 4) | 8 (+2) |

UNDER SKINNER

TOTAL WEEKS RANKED: 204

LAST TIME RANKED: CURRENT

MOST CONSECUTIVE RANKINGS: 115*, 12/6/15-PRES.

CURRENT STREAK: 115

HIGHEST-EVER RANKING: #1 (4/25/21; FINAL POLL)

*=CURRENT

NOTES

dominating 3-0 (25-14, 25-11, 25-14) sweep of No. 24 Auburn on The Plains to run its winning streak to a season-high 11 matches.

SWEET 16

Kentucky's 16-match winning streak is the longest active winning streak in college volleyball.

CATS IN THE NATIONAL TV SPOTLIGHT

UK played 10 matches on the ESPN family of networks in 2023, with three ESPN matches, including vs. Louisville, vs. Tennessee and at Florida. Over 300K viewers watched UK's match vs. UofL in 2022 on ESPN in the SEC's first-ever regular season match shown on ESPN.

84 LUMBER VOLLEYBALL CLASSIC

Kentucky and Pitt, both schools who's media rights partner is JMI Sports, competed in the 2023 84 Lumber Volleyball Classic with an attendance-driven initiative. Kentucky got 5,048 fans into Rupp Arena on Friday, September 1, the fifth-largest crowd in Kentucky Volleyball history. Pittsburgh drew 3,867 fans for their home match of the classic on Sept. 3.

LEAH EDMOND WINS ATHLETES UNLIMITED VOLLEYBALL 2023

Former Kentucky Wildcat Leah Edmond was crowned the champion of Athletes Unlimited volleyball in Mesa, Arizona in the first week of November. Her former teammate, Alli Linnehan (Stumler) finished in second making it a 1-2 finish for Kentucky players.

EMMA GROME SEC'S ELITE

Emma Grome has won the SEC's Setter of the Week award six times this season, all during weeks of SEC action. That is the most of any setter in the conference. Of the six weeks she's won SEC SOW, she has been named SEC Player of the Week three of those times.

EB1K

Eleanor Beavin recorded her 1,000th-career dig on Oct. 15 in UK's 3-0 win at #10 Tennessee. Beavin becomes the 12th person all-time at Kentucky to record 1,000 career digs.

DURING KENTUCKY'S 16-MATCH WWWWWWWWWWIN STREAK

- * 6-0 vs. AVCA top-25 teams; 3-0 vs. AVCA top-10 teams
- * Brooklyn DeLeye: averaging 4.34 kills per set and 2.31 digs per set
- * 9-0 on the road with wins over #9 Arkansas, #10 Tennessee, #20 Florida and #24 Auburn
- * Team hitting percentage: .315; Holding opponents to .195
- * Eleanor Beavin: 4.22 digs per set
- * Six players averaging 2+ kills per set
- * 84 service aces as opposed to 49 for UK opponents
- * Two five-set wins (Georgia, Arkansas)

DOWN THE STRETCH THEY COME!

Kentucky had one of the most difficult stretch runs in the SEC, with six of its last seven opponents on the docket ranked inside the top 50 of the RPI.

| | |
|--|---------------|
| Nov. 5 - Florida (17 in RPI) [away]..... | W, 3-1 |
| Nov. 8 - Auburn (29) [away]..... | W, 3-0 |
| Nov. 12 - Georgia (54) [home]..... | W, 3-0 |
| Thursday - Texas A&M (28) [home]..... | W, 3-1 |
| Sunday - Mizzou (32) [home]..... | W, 3-1 |
| Nov. 22 - Arkansas (11) [away]..... | W, 3-0 |
| Nov. 25 - Florida (17) [home]..... | W, 3-0 |

EMMA GROME LEADING THE NATION

Emma Grome leads the entire NCAA, power five and others, with a 12.07 assists per set ratio. It is the first time in her career she has led the nation in that statistic.

SEVENTH HEAVEN

Kentucky swept No. 9 Arkansas on Wednesday night, Nov. 22, 3-0 (25-19, 25-14, 26-24) at Barnhill Arena in Fayetteville, Arkansas to claim its seventh-straight Southeastern Conference championship.

KENTUCKY IN FIVE-SET MATCHES

Kentucky is 2-1 in five-set matches in 2023.

- Purdue (A) - L, 3-2 | Led 13-12 in fifth set, lost 18-16
- Georgia (A) - W, 3-2 | Trailed 7-3 in the fifth set, won 15-13
- Arkansas (H) - W, 3-2 | Led 7-2, won 15-10

Kentucky went 4-2 in five-set matches (.650) in 2022.

FULL STRENGTH ON ROCKY TOP

Kentucky's starting lineup was at full strength for the first time since Sept. 17 on Oct. 15 when it went to No. 10 Tennessee and swept the Lady Vols on Rocky Top. The Wildcats were able to return the favor, after UT swept UK in Lexington with UK missing Reagan Rutherford on SEC opening weekend, Sept. 24.

ABOVE WATER

UK got above the .500 mark for the first time all season when it beat Tennessee to improve to 8-7.

TOP PERFORMERS
2023 SEASON

TOTAL KILLS

| | |
|-------------------------|-----|
| Brooklyn DeLeye..... | 349 |
| Reagan Rutherford | 239 |
| Elise Goetzinger..... | 233 |
| Azhani Tealer | 199 |

TOTAL ASSISTS

| | |
|----------------------|-------|
| Emma Grome | 1,172 |
| Eleanor Beavin | 54 |

TOTAL ACES

| | |
|-----------------------|----|
| Molly Tuozzo..... | 29 |
| Audrey Whitworth..... | 27 |
| Eleanor Beavin..... | 26 |
| Emma Grome | 19 |

TOTAL DIGS

| | |
|-----------------------|-----|
| Eleanor Beavin..... | 389 |
| Molly Tuozzo..... | 213 |
| Emma Grome | 167 |
| Audrey Whitworth..... | 163 |

TOTAL BLOCKS

| | |
|---------------------------------|----|
| Azhani Tealer | 86 |
| Elise Goetzinger..... | 67 |
| Reagan Rutherford | 63 |
| Jordyn Williams/Emma Grome..... | 39 |

TOTAL POINTS

| | |
|-------------------------|-------|
| Brooklyn DeLeye..... | 371.5 |
| Elise Goetzinger..... | 281.0 |
| Reagan Rutherford | 278.0 |
| Azhani Tealer | 246.0 |

CATS NATIONAL RANKS

2023 TEAM STATS

| STAT | VALUE | SEC | NAT'L |
|---------------|-------|-----|-------|
| Hitting Pct. | .282 | 2 | 14 |
| Assists/Set | 13.41 | 2 | 5 |
| Blocks/Set | 1.96 | 10 | 191 |
| Opp Hit. Pct. | .222 | 9 | 244 |
| Aces/Set | 1.41 | 8 | 214 |
| Digs/Set | 13.64 | 6 | 224 |
| Kills/Set | 14.39 | 2 | 6 |

INDIVIDUAL STATS

| STAT/PLAYER | VALUE | SEC | NAT'L |
|--------------------|-------|-----|-------|
| Assists/Set | | | |
| Emma Grome | 12.08 | 1 | 1 |
| Kills/Set | | | |
| Brooklyn DeLeye | 3.67 | 7 | 80 |
| Blocks/Set | | | |
| Hitting Pct | | | |
| Azhani Tealer | .385 | 1 | 34 |

NOTES

PERFECT SPOOKY SEASON

UK went a perfect 7-0 in the month of October. UK also got its two best wins of the season in the spookiest month of the season, knocking off No. 10 Tennessee (3-0) on the road and No. 10 Arkansas (3-2) at home.

LITTLE MISS 3,000

Emma Grome recorded her 3,000th-career assist, becoming the eighth player all-time at UK to achieve that mark with her first assist vs. Mizzou on Oct. 6. She was honored pre-match on Oct. 8 vs. Ole Miss with a ball presentation from head coach Craig Skinner.

SEC WEEKLY AWARDS (Oct. 24)

For the third-straight week, Kentucky setter Emma Grome was named the Southeastern Conference's Setter of the Week, and for the second time in three weeks, was named the overall SEC Player of the Week as Kentucky took home four weekly honors, it was announced Monday afternoon. In addition to Grome's awards, Brooklyn DeLeye won her third-straight SEC Freshman of the Week honor and junior libero Eleanor Beavin was named the SEC's Defensive Player of the Week for the second time this season.

STACKED SEPTEMBER

In September alone - Kentucky played matches against #5 Louisville (A), #2 Nebraska (A), #8 Pittsburgh (H and A), #17 Purdue, #20 Houston and #12 Tennessee.

UNUSUAL START

Kentucky was four games under .500 for the first time since 2004. Craig Skinner had never been four games or more under the .500 mark as the head coach of the Kentucky Volleyball program until UK was 3-7 on the year. He took over in 2005.

SEC AWARDS HAUL

Kentucky won four SEC weekly awards, its largest haul of the season, on Oct. 17. Emma Grome was named the SEC Player of the Week and Setter of the Week, with Elise Goetzinger winning her first-ever career award, SEC Offensive Player of the Week and Brooklyn DeLeye winning her second-straight SEC Freshman of the Week.

TEALER TAKING THE VICTORY LAP

Azhani Tealer will become the first-ever fifth-year player in Kentucky Volleyball history, as she has elected to use her COVID year of eligibility with UK this season after competing in 2019, 2020-21, 2021 and 2022.

DELEYE NOT PLAYING LIKE A FRESHMAN

Kentucky's Brooklyn DeLeye recorded 25 kills in a five-set win at Georgia and also had 25 kills in the next match at Alabama on Sunday. She becomes the first freshman to have 20+ kills in back-to-back matches since Leah Edmond did it in 2016. Edmond went on to become UK's first-ever four-time AVCA All-American.

DELEYE REACHING FOR HISTORY

Outside hitter Brooklyn DeLeye ran her streak of consecutive matches with 10+ kills to four as she led Kentucky with 18 kills Friday night and 19 kills Sunday afternoon. She averaged 4.63 kills per set and with her third-straight double-double vs. Mizzou, became UK's first freshman to have three-straight double-doubles since AVCA National Player of the Year Madison Lilley did it in 2017.

ROAD STREAK SNAPPED

Dating back to 2017, Kentucky had not lost back-to-back road matches until it dropped matches to Pitt and Purdue in 2023. UK did beat Houston before beating Purdue, but the Houston match was neutral site.

FOUR WILDCATS ON PRESEASON ALL-SEC TEAM

The SEC All-Preseason Team was comprised of 15 players, with four Wildcats being named to the team in Eleanor Beavin, Emma Grome, Reagan Rutherford and Azhani Tealer.

KENTUCKY PICKED TO WIN SEC FOR 2023

The Kentucky Volleyball team was picked by the Southeastern Conference head coaches to win the league title for a seventh year in a row. Kentucky won 10 of 13 first-place votes with Florida receiving two and Tennessee garnering one.

2023 DOUBLE-DOUBLES

Reagan Rutherford (2)

24 kills, 17 digs vs. Colorado State (8/25/23)
11 kills, 19 digsvs. Houston (9/8/23)

Brooklyn DeLeye (4)

25 kills, 12 digs vs. Georgia (9/29)
25 kills, 10 digsvs. Alabama (10/1)
18 kills, 11 digs at Mizzou (10/6)
15 kills, 10 digsat Florida (11/5)

Emma Grome (3)

58 assists, 11 digsat Alabama (10/1)
57 assists, 10 digs at Mizzou (10/6)
53 assists, 11 digs vs. Ole Miss (10/8)

UK VS. RANKED TEAMS

| Date | Team | Result |
|----------|-------------------|--------|
| Sept. 1 | #10 Pittsburgh | L, 3-0 |
| Sept. 3 | at #10 Pittsburgh | L, 3-1 |
| Sept. 8 | #21 Houston | W, 3-1 |
| Sept. 9 | at #20 Purdue | L, 3-2 |
| Sept. 13 | at #2 Louisville | L, 3-0 |
| Sept. 17 | at #2 Nebraska | L, 3-1 |
| Sept. 24 | #14 Tennessee | L, 3-0 |
| Oct. 15 | at #10 Tennessee | W, 3-0 |
| Oct. 22 | #10 Arkansas | W, 3-2 |
| Nov. 5 | at #20 Florida | W, 3-1 |
| Nov. 8 | at #24 Auburn | W, 3-0 |
| Nov. 22 | at #10 Arkansas | W, 3-0 |
| Nov. 25 | #20 Florida | W, 3-0 |

WHO LED THE CATS?

Kentucky Match Leaders (Includes Ties)

| KILLS | Player | Match |
|-------|-------------------|--------------|
| 25 | Brooklyn DeLeye | at Alabama |
| 25 | Brooklyn DeLeye | at Georgia |
| 20 | Brooklyn DeLeye | vs. Mizzou |
| 19 | Brooklyn DeLeye | vs. LSU |
| 19 | Reagan Rutherford | at Pitt |
| 19 | Reagan Rutherford | at Nebraska |
| 19 | Brooklyn DeLeye | vs. Ole Miss |

HITTING PERCENTAGE (MIN. 12 KILLS)

| | | |
|------|-------------------|---------------|
| .668 | Azhani Tealer | vs. Texas A&M |
| .632 | Elise Goetzinger | at Tennessee |
| .583 | Reagan Rutherford | at Louisville |
| .571 | Reagan Rutherford | at Auburn |

BLOCKS

| | | |
|---|------------------|-------------|
| 7 | Elise Goetzinger | at Purdue |
| 7 | Azhani Tealer | vs. Georgia |
| 7 | Elise Goetzinger | at Arkansas |

ASSISTS

| | | |
|----|------------|---------------|
| 58 | Emma Grome | at Alabama |
| 57 | Emma Grome | at Mizzou |
| 56 | Emma Grome | at Purdue |
| 55 | Emma Grome | vs. Texas A&M |

DIGS

| | | |
|----|----------------|---------------|
| 30 | Eleanor Beavin | vs. Arkansas |
| 23 | Eleanor Beavin | at Mizzou |
| 21 | Eleanor Beavin | at Purdue |
| 20 | Eleanor Beavin | vs. Texas A&M |

ACES

| | | |
|---|------------------|-------------------|
| 6 | Molly Tuozzo | at N Colorado |
| 4 | Audrey Whitworth | at Georgia |
| 4 | Eleanor Beavin | at South Carolina |
| 4 | Audrey Whitworth | at Auburn |

*UK record

THE LAST TIME

THE LAST TIME A KENTUCKY PLAYER...

| | |
|---|--|
| Had 20 or more kills: | 20, Brooklyn DeLeye, vs. Missouri (11/16/23) |
| Had 25 or more kills: | 25, Brooklyn DeLeye, at Alabama (10/1/23) |
| Had 30 or more kills: | Leah Edmond (30) at Florida (11/17/19) |
| Had 35 or more kills: | Sarah Spinner (36) vs. American (11/27/94) |
| Recorded double-digit kills in five-straight matches: | Brooklyn DeLeye (CURRENT) |
| Four or more players recorded double-digit kills: | Geotzinger, Lamb, Tealer, DeLeye vs. Texas A&M (11/16/23) |
| Two players recorded 20 or more kills: | Brooklyn DeLeye (25) and Megan Wilson (20) vs. Alabama (10/1/23) |
| Hit .750 or better (Min. 10 attempts): | Madi Skinner (.923, 12 kills, 13 att.) vs. Northern Iowa (9/3/21) |
| Had 50 or more attacks: | Brooklyn DeLeye (56) at Alabama (10/1/23) |
| Had 80 or more attacks: | Molly Dreisbach (80) vs. Texas (11/7/94) |
| Had 20 or more digs: | Eleanor Beavin (20) vs. Texas A&M (11/16/20) |
| Had 30 or more digs: | Eleanor Beavin (30) vs. Arkansas (10/20/23) |
| Had 40 or more digs: | Ashley Dusek (40) at Auburn (10/16/15) |
| Had double-digit digs in 10+ straight matches: | Eleanor Beavin (21 matches, 2023) |
| Two players recorded double-digit digs: | Beavin/Tuozzo at Arkansas (11/22/23) |
| Had 60 or more assists: | Madison Lilley (63) vs. Washington (4/22/21) |
| Had 70 or more assists: | Elizabeth Koberstein (70) vs. Tulsa (8/27/11) |
| Registered back-to-back 60-assist matches: | Sarah Rumely vs. Cincinnati (11/24/06), vs. Ohio (11/30/06) |
| Had 7 or more blocks: | Elise Goetzinger at Arkansas (11/22/23) |
| Had 10 or more blocks: | Azhani Tealer vs. South Carolina (11/25/22) |
| Four players recorded five or more blocks: | Emily Franklin (10), Olivia Dailey (6) Kaz Brown (6), Darian Mack (5) at Ole Miss (11/14/16) |
| Had five or more aces in a match: | Molly Tuozzo (6) at Northern Colorado (8/26/23) |
| Two players recorded three or more aces: | Audrey Whitworth and Molly Tuozzo at Auburn (11/8/23) |
| Recorded a double-double: | Brooklyn DeLeye at Florida (11/5/23) |
| Recorded back-to-back double-doubles: | Emma Grome vs. Mizzou and Ole Miss (10/6 and 10/8) |
| Two players recorded a double-double: | Brooklyn DeLeye and Emma Grome at Mizzou (10/6/23) |
| Recorded 30 or more kills, 20+ digs: | Anni Thomasson (30 kills, 22 digs) vs. LSU (11/10/13) |

BOLD = 2023 Season

THE LAST TIME KENTUCKY...

| | |
|---|--|
| Had 65 or more kills in a match: | 66 vs. Arkansas (10/22/23) |
| Had 75 or more kills in a match: | 76 at Arkansas (10/8/22) |
| Had 100 or more kills in a match: | 107, vs. Duke (10/9/92) |
| Had 65 or more kills in consecutive matches: | 73, at Tennessee (10/26/12), 72, at Georgia (10/28/12) |
| Hit .350 or better in a match: | .362 vs. Western Kentucky (12/2/22) |
| Hit .400 or better in a match: | .456 vs. Auburn (10/30/22) |
| Hit .500 or better in a match: | .518 vs. Southern Cal (9/3/22) |
| Hit .400 or better in consecutive matches: | .400 vs. Creighton (9/3/22) and .518 vs. Southern Cal (9/3/22) |
| Had 75 or more digs in a match: | 85 vs. Arkansas (10/22/23) |
| Had 100 or more digs in a match: | 102, at LSU (11/11/05) |
| Had 75 or more digs or more in consecutive matches: | 76, at LSU (9/21/12), 75 at Texas A&M (9/23/12) |
| Had 20 or more total blocks in a match: | 27 vs. Indiana (9/14/19) |
| Had 15 or more total blocks in consecutive matches: | 16.0, vs. Virginia (9/10/16), 16.5, vs. Saint Louis (9/10/16) |
| Had 10 or more aces in a match: | 10 at Auburn (11/8/23) |
| Had 10 or more aces in consecutive matches: | 14, vs. Western Kentucky (8/29/06), 12, at Syracuse (9/1/06) |
| Lost consecutive home matches: | Louisville and Nebraska (2022) |
| Lost consecutive road matches: | at Pitt (9/3) and at Purdue (9/8) 2023 |

BOLD = 2023 Season

UK'S RECORD WHEN

| | All | SEC |
|--------------------------|------|------|
| Overall Record | 19-7 | 19-1 |
| Home Record | 8-2 | 8-1 |
| Road Record | 10-5 | 9-0 |
| Neutral Record | 1-0 | 0-0 |
| In August | 1-1 | 0-0 |
| In September | 3-6 | 2-1 |
| In October | 7-0 | 7-0 |
| In November | 8-0 | 8-0 |
| In December | 0-0 | 0-0 |
| In 3-set Matches | 7-3 | 10-1 |
| At Home | 3-2 | 3-1 |
| On the Road | 3-1 | 3-0 |
| Neutral | 0-0 | 0-0 |
| In 4-set Matches | 10-3 | 8-0 |
| At Home | 4-0 | 4-0 |
| On the Road | 4-3 | 3-0 |
| Neutral | 1-0 | 0-0 |
| In 5-set Matches | 2-1 | 2-0 |
| At Home | 1-0 | 1-0 |
| On the Road | 1-1 | 1-0 |
| Neutral | 0-0 | 0-0 |
| Winning Set One | 17-0 | 15-0 |
| Losing Set One | 2-7 | 2-1 |
| Winning Set Two | 16-2 | 15-0 |
| Losing Set Two | 3-5 | 2-1 |
| Winning Set Three | 12-2 | 11-0 |
| Losing Set Three | 7-5 | 6-1 |
| Winning Set Four | 10-1 | 8-0 |
| Losing Set Four | 2-3 | 2-0 |
| Winning Set Five | 2-0 | 2-0 |
| Losing Set Five | 0-1 | 0-0 |
| Hitting .200 or above | 19-3 | 17-0 |
| Hitting below .200 | 0-4 | 0-1 |
| Outhitting opponent | 19-1 | 17-0 |
| Opponent outhits UK | 0-6 | 0-1 |
| Hitting pct. is even | 0-0 | 0-0 |
| More kills than opp. | 19-7 | 17-1 |
| Equal/Fewer kills | 0-0 | 0-0 |
| More assists than opp. | 19-5 | 17-1 |
| Equal/Fewer assists | 0-2 | 0-0 |
| More aces than opp. | 18-1 | 16-0 |
| Equal/Fewer aces | 1-6 | 1-1 |
| More digs than opp. | 18-2 | 16-0 |
| Equal/Fewer digs | 1-5 | 1-1 |
| More blocks than opp. | 5-0 | 4-0 |
| Equal/Fewer blocks | 13-7 | 12-1 |
| Against Top 25 opponents | 7-6 | 6-1 |

COACHING STAFF



HEAD COACH CRAIG SKINNER

2020 NCAA National Champion
2020-21 AVCA National Coach of the Year
UK all-time winningest coach
Seven-time SEC Champion (2017, 2018, 2019, 2020-21, 2021, 2022, 2023)
17-straight NCAA Tournament appearances
2011 and 2020-21 AVCA All-South Region Coach of the Year
2015, 2017, 2018, 2020-21, 2023 SEC Coach of the Year
2006 USA Junior National Team Head Coach

Since being tabbed Kentucky's head coach in December 2004, Craig Skinner has rejuvenated the Kentucky volleyball program into national prominence and is the program's all-time winningest head coach. He will enter his 19th season in 2023.

He reached the pinnacle of the sport in April of 2021, winning the 2020 NCAA National Championship at the CHI Health Center in Omaha, Nebraska. In doing so, he became the head coach of the first volleyball team in Southeastern Conference history to win a national championship. He was named the AVCA's National Coach of the Year in 2020-21.

Skinner has directed the Wildcats to 19 consecutive NCAA Tournaments - a feat only nine other schools in the nation have achieved. That run includes eight Sweet Sixteen appearances since 2009, two Elite Eight appearances, the 2020 NCAA Final Four and back-to-back-to-back-to-back-to-back SEC titles in 2017, 2018, 2019, 2020-21 and 2021. Furthermore, the Wildcats have captured 17 or more victories in all 19 seasons under Skinner's direction, including tallying 20 or more wins in 14 of the last 16 seasons.

19TH SEASON
Record: 443-146
SEC Record: 284-70; NCAA Appearances: 19

| Year | Record | SEC | Finish |
|--------------|----------------|---------------|--------------|
| 2005 | 17-12 | 10-6 | NCAA 1st |
| 2006 | 19-12 | 11-9 | NCAA 2nd |
| 2007 | 22-10 | 13-7 | NCAA 1st |
| 2008 | 26-6 | 17-3 | NCAA 1st |
| 2009 | 29-5 | 17-3 | NCAA Reg. |
| 2010 | 17-14 | 11-9 | NCAA 1st |
| 2011 | 28-6 | 17-3 | NCAA Reg. |
| 2012 | 22-11 | 14-6 | NCAA Reg. |
| 2013 | 22-9 | 13-5 | NCAA 2nd |
| 2014 | 27-6 | 15-3 | NCAA 2nd |
| 2015 | 21-10 | 14-4 | NCAA 1st |
| 2016 | 23-8 | 15-3 | NCAA 2nd |
| 2017 | 29-4 | 17-1* | Elite Eight |
| 2018 | 26-5 | 18-0* | NCAA Reg. |
| 2019 | 25-7 | 16-2* | NCAA Reg. |
| 2020-21 | 24-1 | 19-1* | Nat'l Champs |
| 2021 | 25-5 | 17-1* | NCAA 2nd |
| 2022 | 22-8 | 15-3* | NCAA Reg. |
| 2023 | 19-7 | 17-1* | |
| Total | 443-146 | 284-70 | |

*Conference Champion

SKINNER COACHING TREE

| Name | Position (School) | Relationship |
|---------------------|---|----------------------------------|
| Jordan Armstrong | Assistant Coach (Akron) | Former Volunteer Assistant |
| Todd Chamberlain | Assistant Coach (Louisville) | Former Volunteer Assistant |
| Carly Cramer | Retired | Former Graduate Assistant |
| Ross Kessler | Assistant Coach (Arkansas State) | Former Volunteer Assistant |
| Travis Magorien | Assistant Coach (James Madison) | Former Volunteer Assistant |
| Anders Nelson | Assistant Coach (Kentucky) | Former Volunteer Assistant |
| Robert Pulliza | Assistant Coach (Puerto Rico National Team) | Former Assistant |
| Fritz Rosenberg | Assistant Coach (Ball State) | Former Volunteer Assistant |
| Sarah Rumely | Head Coach (App St.) | Former Player |
| Lauren Steinbrecher | Head Coach (JMU) | Former Assistant |
| Keith Schunzel | Head Coach (Kennesaw State) | Former Assistant |
| Kyle Walton | Assistant Coach (Oklahoma) | Former Volunteer Assistant |
| Lindsey Walton | Head Coach (Oklahoma) | Former Assistant |
| Connor Zimmick | Assistant Coach (App. St.) | Former Graduate Assistant |
| Jeff Fiorenza | Assistant Coach (Abeline Christain) | Former Volunteer Assistant |
| Anders Nelson | Head Coach (Vanderbilt) | Former Associate Head Coach & GA |
| Merideth Jewell | Assistant Coach (South Dakota St) | Former Player |
| Madison Lilley | Assistant Coach (Kentucky) | Former Player |

SKINNER VS. ALL OPPONENTS

| Opponent | Record | Georgetown | 1-0 | North Carolina | 1-1 | Texas | 1-2 |
|-----------------------|--------|-------------------|-------|--------------------|-------|------------------|------|
| Alabama | 25-5 | Georgia | 31-2 | Northern Colorado | 1-0 | Texas A&M | 14-6 |
| Albany | 2-0 | Georgia Southern | 1-0 | Northern Illinois | 1-0 | Texas State | 2-0 |
| American | 0-1 | Georgia Tech | 2-0 | Northern Iowa | 9-2 | Toledo | 1-0 |
| Arizona | 0-1 | Houston | 2-0 | Northwestern | 1-1 | Tulsa | 1-0 |
| Arkansas | 33-4 | Illinois | 0-3 | Oakland | 1-0 | UNLV | 1-0 |
| Arkansas State | 1-0 | Indiana | 2-1 | Ohio | 5-1 | UT Martin | 1-0 |
| Arkansas Little Rock | 1-0 | Indiana State | 2-0 | Ohio State | 2-1 | Utah | 1-1 |
| Auburn | 31-3 | Iowa State | 0-1 | Ole Miss | 28-4 | VCU | 3-0 |
| Austin Peay | 1-0 | IUPUI | 1-0 | Oklahoma | 0-1 | Villanova | 1-0 |
| Brown | 1-0 | Kansas | 1-1 | Oregon | 1-1 | Virginia | 1-0 |
| Butler | 1-0 | Kansas State | 2-0 | Penn State | 0-1 | Virginia Tech | 2-0 |
| BYU | 1-0 | Kennesaw State | 1-0 | Pepperdine | 0-1 | Washington | 1-2 |
| Cal Poly | 1-0 | Liberty | 1-0 | Pittsburgh | 1-2 | Washington State | 0-1 |
| Chattanooga | 1-0 | Lipscomb | 4-0 | Portland | 1-0 | West Virginia | 1-0 |
| Cincinnati | 3-4 | Long Beach State | 2-0 | Purdue | 4-4 | Western Carolina | 5-0 |
| Clemson | 1-0 | Louisville | 9-7 | Saint Louis | 1-0 | Western Kentucky | 7-0 |
| Cleveland State | 2-0 | Loyola - Chicago | 3-0 | San Diego | 0-1 | Western Michigan | 0-1 |
| Colorado State | 1-1 | Loyola Marymount | 1-0 | San Diego State | 0-1 | Wichita State | 1-1 |
| College of Charleston | 1-0 | LSU | 27-10 | Siena | 1-0 | Wisconsin | 0-4 |
| Connecticut | 1-0 | Marquette | 2-3 | South Carolina | 30-3 | Wright State | 1-1 |
| Creighton | 4-5 | Maryland | 1-1 | Southeast Missouri | 2-0 | Wyoming | 1-0 |
| Dayton | 3-0 | Miami (OH) | 1-0 | South Florida | 1-0 | Xavier | 2-0 |
| Duquesne | 2-0 | Michigan | 1-2 | Southern Cal | 5-4 | | |
| E. Tennessee State | 3-0 | Michigan State | 2-1 | Southern Illinois | 1-0 | | |
| Eastern Illinois | 1-0 | Minnesota | 1-0 | Stanford | 1-0 | | |
| Eastern Kentucky | 2-0 | Mississippi State | 30-1 | St. John's | 0-1 | | |
| Florida | 16-21 | Missouri | 16-5 | St. Mary's | 1-0 | | |
| Florida Gulf Coast | 1-0 | Morehead State | 5-0 | Syracuse | 1-0 | | |
| Florida International | 1-0 | Murray State | 2-0 | Tennessee | 23-10 | | |
| Florida State | 0-4 | Nebraska | 0-7 | Tennessee State | 1-0 | | |

MEMORIAL COLISEUM

Playing in the friendly confines of Memorial Coliseum is a tremendous home-court advantage for the Kentucky volleyball team, which plays all of its matches in the historic facility.

The Wildcats have compiled a 495-171 record, good for a .745 winning percentage in their 40th season in the facility. In the last 18 seasons under Coach Skinner, Kentucky is an astounding 237-52 (.856) at home.

It played host to NCAA Regionals in 2011, 2013, 2015 and 2017. Memorial also currently serves as the home court for the UK women's basketball and gymnastics teams. The storied gymnasium also housed some of the greatest moments in UK men's basketball history as its home for 26 seasons from 1950 to 1976.

MEMORIAL COLISEUM RECORDS

Record:490-169 (42nd year)
 Largest Crowd:..... 9,475 Kentucky vs. LSU (10-29-1993)

Team Records

Most Kills: 107, Kentucky vs. Duke (9-9-1992)
 Most Attacks:..... 252, Kentucky vs. Duke (9-9-1992)
 Most Block Solos: 7, twice, last, Kentucky vs. Auburn (11-27-2015)
 Most Block Assists: 39, Kentucky vs. Georgia (11-9-1990)
 Most Digs: 122, Kentucky vs. Arkansas State (9-25-1992)
 Most Assists: 91, Purdue vs. Houston (9-14-1996)
 Most Service Aces: 21, Kentucky vs. Ball State (10-26-1984)

Individual Records

Most Kills:53, Priscilla Pacheco, Georgia vs. Kentucky (11-13-1994)
 Most Attacks:102, Priscilla Pacheco, Georgia vs. Kentucky (11-13-1994)
 Highest Hitting Percentage: 1.000, Morgan Bergren, Arkansas vs. Kentucky (11-29-2014)
 Most Block Solos:12, Lisa Bokovoy, Kentucky vs. North Carolina (9-27-1985)
 Most Block Assists: 12, Jenny Muzzey, Kentucky vs. Georgia (10-13-1995)
12, Jaclyn Homan, Kentucky vs. Tennessee (11-14-1997)
 12, Queen Nzenwa, Kentucky vs. Auburn (10-26-2007)
12, Amanda Simmons, Louisville vs. Kentucky (9-1-2010)
 Most Digs: 35, BriAnne Sauer, Kentucky vs. Tennessee (10-21-2009)
 Most Assists: 87, Linda Menconi, Purdue vs. Houston (9-14-1996)
 Most Service Aces:7, Mary Catherine Aune, Alabama vs. Kentucky (9-16-2007)

ATTENDANCE FIGURES

TOP-10 KENTUCKY VOLLEYBALL CROWDS

- | | |
|---|--|
| 1. 9,475 vs. LSU10-29-1993 | 6. 4,464 vs. Nebraska.....12-9-2017 |
| 2. 7,828 vs. Hawai'i.....10-14-1983 | 7. 4,022 vs. Texas.....12-9-2011 |
| 3. 5,236 vs. Florida.....11-1-2017 | 8. 4,005 vs. ETSU12-1-2017 |
| 4. 5,081 vs. Auburn11-10-1991 | 8. 3,933 vs. Nebraska.....9-18-2022 |
| 5. 5,048 vs. Pitt 9-1-2023 | 10. 3,756 vs. Louisville.....9-14-2022 |

YEAR-BY-YEAR ATTENDANCE AVERAGE UNDER SKINNER

| | |
|----------------|----------------|
| 2005.....488 | 2013.....1,489 |
| 2006.....973 | 2014.....1,523 |
| 2007.....896 | 2015.....1,738 |
| 2008.....856 | 2016.....1,399 |
| 2009.....1,493 | 2017.....2,252 |
| 2010.....1,316 | 2018.....2,128 |
| 2011.....1,421 | 2019.....2,064 |
| 2012.....1,727 | 2021.....1,997 |

MEMORIAL COLISEUM RECORD

| Year | Record | Pct. |
|------------------------|----------------|-------------|
| 2023 (Rupp Arena) | 8-2 | .800 |
| 2022..... | 12-5 | .706 |
| 2021..... | 13-2 | .923 |
| 2020-21 | 10-0 | 1.000 |
| 2019..... | 12-4 | .750 |
| 2018..... | 15-0 | 1.000 |
| 2017..... | 16-2 | .889 |
| 2016..... | 11-2 | .846 |
| 2015..... | 10-4 | .714 |
| 2014..... | 16-4 | .800 |
| 2013..... | 14-4 | .778 |
| 2012..... | 13-2 | .867 |
| 2011 | 17-2 | .895 |
| 2010..... | 13-4 | .765 |
| 2009..... | 14-2 | .875 |
| 2008..... | 16-3 | .842 |
| 2007..... | 11-3 | .786 |
| 2006..... | 13-2 | .867 |
| 2005..... | 7-5 | .583 |
| 2004..... | 6-7 | .462 |
| 2003..... | 6-5 | .545 |
| 2002..... | 7-6 | .538 |
| 2001..... | 6-7 | .462 |
| 2000..... | 3-8 | .300 |
| 1999..... | 8-6 | .571 |
| 1998..... | 7-5 | .583 |
| 1997..... | 6-7 | .462 |
| 1996..... | 10-8 | .556 |
| 1995..... | 5-5 | .500 |
| 1994..... | 8-5 | .615 |
| 1993..... | 17-1 | .944 |
| 1992..... | 14-1 | .933 |
| 1991..... | 8-7 | .533 |
| 1990..... | 16-3 | .842 |
| 1989..... | 12-5 | .706 |
| 1988..... | 12-2 | .857 |
| 1987..... | 15-0 | 1.000 |
| 1986..... | 10-3 | .769 |
| 1985..... | 8-6 | .571 |
| 1984..... | 6-2 | .750 |
| 1983..... | 25-6 | .806 |
| 1982..... | 9-2 | .818 |
| 1981..... | 5-3 | .625 |
| 1980..... | 6-0 | 1.000 |
| 1979..... | 10-3 | .769 |
| 1978..... | 7-4 | .636 |
| 1977..... | 2-2 | .500 |
| Totals..... | 498-171 | .763 |

UNDER SKINNER

| Year | Record | Pct. |
|------------------------|----------------|-------------|
| 2023 (Rupp Arena) | 8-2 | .800 |
| 2022..... | 12-5 | .706 |
| 2021..... | 13-2 | .923 |
| 2020-21 | 10-0 | 1.000 |
| 2019..... | 12-4 | .7134 |
| 2018..... | 15-0 | 1.000 |
| 2017..... | 16-2 | .941 |
| 2016..... | 11-2 | .846 |
| 2015..... | 10-4 | .714 |
| 2014..... | 16-4 | .800 |
| 2013..... | 14-4 | .778 |
| 2012..... | 13-2 | .867 |
| 2011 | 17-2 | .895 |
| 2010..... | 13-4 | .765 |
| 2009..... | 14-2 | .875 |
| 2008..... | 16-3 | .842 |
| 2007..... | 11-3 | .786 |
| 2006..... | 13-2 | .867 |
| 2005..... | 7-5 | .583 |
| Totals..... | 240-513 | .833 |

PLAYER BIOS

MEGAN WILSON

Junior • Outside Hitter • 6-4
Kingwood, Texas • Oklahoma
Communication



Season Averages

| Kills | Blocks | Assists | Digs | Aces |
|-------|--------|---------|------|------|
| 2.44 | 0.41 | 0.08 | 0.41 | 0.02 |

Quick Hits

- Incoming transfer from Oklahoma
- Averaged 3.64 kills/set and 4.60 points/set last year at OU
- All-Big 12 in 2022
- #1 on SC Top 10 for diving play on Sept. 22 vs. LSU

Match-By-Match

| DATE | Vs. | SP | K | E | TA | PCT. | A | SA | DIG | BS-BA | PTS. |
|-------|-------------------|----|----|---|----|-------|---|----|-----|-------|------|
| 8.25 | at Colorado State | 2 | 6 | 1 | 16 | .312 | 1 | 0 | 2 | 0-0 | 6.0 |
| 9.1 | Pittsburgh | 2 | 1 | 4 | 12 | -.250 | 0 | 1 | 0 | 0-0 | 2.0 |
| 9.3 | at Pittsburgh | 2 | 2 | 2 | 10 | .000 | 0 | 0 | 0 | 0-0 | 2.0 |
| 9.8 | Houston | 2 | 5 | 1 | 14 | .286 | 0 | 0 | 1 | 0-1 | 5.5 |
| 9.9 | at Purdue | 5 | 16 | 7 | 44 | .205 | 0 | 0 | 4 | 1-3 | 18.5 |
| 9.13 | at Louisville | 1 | 0 | 2 | 7 | -.286 | 0 | 0 | 0 | 0-1 | 0.5 |
| 9.17 | at Nebraska | 4 | 5 | 3 | 20 | .100 | 1 | 0 | 1 | 0-1 | 5.5 |
| 9.22 | LSU | 4 | 11 | 5 | 33 | .182 | 1 | 0 | 4 | 0-2 | 12.0 |
| 9.24 | Tennessee | 3 | 8 | 6 | 28 | .071 | 0 | 0 | 0 | 0-2 | 9.0 |
| 9.29 | at Georgia | 3 | 8 | 5 | 20 | .150 | 0 | 0 | 2 | 0-0 | 8.0 |
| 10.1 | at Alabama | 4 | 20 | 4 | 41 | .390 | 0 | 0 | 2 | 0-2 | 21.0 |
| 10.6 | at Mizzou | 4 | 12 | 5 | 38 | .184 | 0 | 0 | 0 | 0-0 | 12.0 |
| 10.8 | Ole Miss | 4 | 13 | 5 | 35 | .229 | 0 | 0 | 4 | 1-4 | 14.5 |
| 10.15 | Tennessee | 3 | 5 | 3 | 26 | .077 | 1 | 0 | 3 | 0-2 | 6.0 |
| 10.20 | Mississippi State | 3 | 14 | 4 | 26 | .385 | 1 | 0 | 3 | 0-0 | 14.0 |
| 10.22 | Arkansas | 4 | 8 | 7 | 32 | .031 | 0 | 0 | 0 | 1-1 | 9.5 |
| 10.27 | at LSU | 3 | 9 | 3 | 24 | .250 | 0 | 0 | 0 | 0-0 | 9.0 |
| 11.3 | at South Carolina | 2 | 3 | 4 | 9 | -.111 | 0 | 0 | 0 | 0-1 | 3.5 |
| 11.5 | at Florida | 4 | 8 | 3 | 34 | .147 | 0 | 0 | 1 | 1-1 | 9.5 |
| 11.16 | Texas A&M | 3 | 1 | 0 | 5 | .200 | 0 | 0 | 0 | 0-1 | 1.5 |
| 11.19 | Missouri | 4 | 6 | 2 | 16 | .250 | 0 | 0 | 0 | 0-4 | 8.0 |

Kentucky Personal Bests

Kills

Season: 20 at Alabama (10/1/23)
SEC: 20 at Alabama (10/1/23)
Career: 20 at Alabama (10/1/23)
SEC: 20 at Alabama (10/1/23)

Percentage

Season: .390 vs. Alabama (10/1/23)
SEC: .390 vs. Alabama (10/1/23)
Career: .390 vs. Alabama (10/1/23)
SEC: .390 vs. Alabama (10/1/23)

Assists

Season: 1, five times, last vs. Miss. St. (10/20/23)
SEC: 1, three times, last vs. Miss. St. (10/20/23)
Career: 1, five times, last vs. Miss. St. (10/20/23)
SEC: 1, three times, last vs. Miss. St. (10/20/23)

Digs

Season: 4, three times, last vs. Ole Miss (10/8/23)
SEC: 4, twice, last vs. Ole Miss (10/8/23)
Career: 4, three times, last vs. Ole Miss (10/8/23)
SEC: 4, twice, last vs. Ole Miss (10/8/23)

Aces

Season:
SEC:
Career:
SEC:

Blocks

Season: 5 vs. Ole Miss (10/8/23)
SEC: 5 vs. Ole Miss (10/8/23)
Career: 5 vs. Ole Miss (10/8/23)
SEC: 5 vs. Ole Miss (10/8/23)

Miscellaneous Stats

| Category | Season (UK Career) |
|-------------------------------|--------------------|
| Matches with 10 or more kills | 5 (5) |
| Matches with 10 or more digs | 0 (0) |
| Matches with 5 or more blocks | 1 (1) |
| Double-doubles | 0 (0) |

Season Honors

2022 All-Big 12

Social Media Handles



@_.meganwilson



PLAYER BIOS

AVA SARAFa

Freshman • Setter • 6-0
loomfield Hills, Mich. • Marian HS
Management



Season Averages

| Kills | Blocks | Assists | Digs | Aces |
|-------|--------|---------|------|------|
| 0.00 | 0.00 | 0.00 | 0.00 | 0.00 |

Quick Hits

- Back-to-back-to-back state champion as the starting setter in Michigan’s largest high school division; Also team captain and MVP
- Ranked as the No. 2 overall player in the state of Michigan and the No. 1 setter in the state

Match-By-Match

DATE VS. SP K E TA PCT. A SA DIG BS-BA PTS.

Personal Bests

Kills

Season:
SEC:
Career:
SEC:

Percentage

Season:
SEC:
Career:
SEC:

Blocks

Season:
SEC:
Career:
SEC:

Assists

Season:
SEC:
Career:
SEC:

Digs

Season:
SEC:
Career:
SEC:

Aces


Season:
SEC:
Career:
SEC:

Miscellaneous Stats

| Category | Season (Career) |
|-------------------------------------|-----------------|
| Matches with 10 or more kills | 0 (0) |
| Matches with 10 or more digs..... | 0 (0) |
| Matches with 5 or more blocks | 0 (0) |
| Double-doubles | 0 (0) |

Season Honors

Social Media Handles

 @ava_sarafa



 @avasarafa

PLAYER BIOS

JORDYN WILLIAMS

RS-Sophomore • Middle Blocker • 6-2
Lantana, Texas • Guyer HS
Business



Season Averages

| Kills | Blocks | Assists | Digs | Aces |
|-------|--------|---------|------|------|
| 1.55 | 1.00 | 0.03 | 0.21 | 0.11 |

Quick Hits

- 2+ blocks in eight games this season
- Has played in every match and started in every match since Reagan Rutherford's injury
- Tore her achillies in preseason and missed the entire 2021 season
- Got her first-career start vs. LSU in place of injured Azhani Tealer on Sept. 24, 2022

Match-By-Match

| DATE | Vs. | SP | K | E | TA | PCT. | A | SA | DIG | BS-BA | PTS. |
|------|----------------|----|---|---|----|--------|---|----|-----|-------|------|
| 8.26 | at N. Colorado | 4 | 4 | 3 | 9 | .111 | 0 | 0 | 1 | 0-5 | 6.5 |
| 9.1 | Pittsburgh | 3 | 6 | 1 | 16 | .312 | 0 | 2 | 1 | 0-5 | 10.5 |
| 9.3 | at Pittsburgh | 4 | 6 | 1 | 11 | .455 | 1 | 0 | 0 | 0-5 | 8.5 |
| 9.8 | Houston | 2 | 0 | 1 | 1 | -1.000 | 0 | 0 | 0 | 0-2 | 1.0 |
| 9.13 | at Louisville | 1 | 1 | 0 | 1 | 1.000 | 0 | 0 | 0 | 0-1 | 1.5 |
| 9.22 | LSU | 4 | 8 | 3 | 13 | .385 | 0 | 0 | 0 | 0-1 | 8.5 |
| 9.24 | Tennessee | 3 | 4 | 3 | 10 | .100 | 0 | 0 | 0 | 0-4 | 6.0 |
| 9.29 | at Georgia | 5 | 9 | 2 | 16 | .438 | 0 | 0 | 3 | 0-2 | 10.0 |
| 10.1 | at Alabama | 4 | 6 | 3 | 14 | .214 | 0 | 2 | 2 | 0-4 | 10.0 |
| 10.6 | at Mizzou | 4 | 9 | 0 | 18 | .500 | 0 | 0 | 1 | 0-3 | 10.5 |
| 10.8 | Ole Miss | 4 | 6 | 3 | 14 | .214 | 0 | 0 | 0 | 1-1 | 14.5 |

Personal Bests

Kills
 Season: 9, twice, last at Mizzou (10/6/23)
 SEC: 9, twice, last at Mizzou (10/6/23)
 Career: 9, twice, last at Mizzou (10/6/23)
 SEC: 9, twice, last at Mizzou (10/6/23)

Assists
 Season: 1 vs. Pittsburgh (9/3/23)
 SEC:
 Career: 1 vs. Pittsburgh (9/3/23)
 SEC:

Digs
 Season: 3 vs. Georgia (9/29/23)
 SEC: 3 vs. Georgia (9/29/23)
 Career: 3 vs. Georgia (9/29/23)
 SEC: 3 vs. Georgia (9/29/23)

Aces
 Season: 2, twice, last vs. Alabama (10/1/23)
 SEC: 2, twice, last vs. Alabama (10/1/23)
 Career: 2, twice, last vs. Alabama (10/1/23)
 SEC: 2, twice, last vs. Alabama (10/1/23)

Miscellaneous Stats

| Category | Season (Career) |
|------------------------------------|-----------------|
| Matches with 10 or more kills..... | 0 (0) |
| Matches with 10 or more digs..... | 0 (0) |
| Matches with 5 or more blocks..... | 3 (3) |
| Double-doubles..... | 0 (0) |

Season Honors

Social Media Handles

@JordynWilliamsm

@JordyWilliams_



PLAYER BIOS

EMMA GROME

Junior • Setter • 5-9
 Loveland, Ohio • Ursula Academy
 Biomedical Engineering



Season Averages

| Kills | Blocks | Assists | Digs | Aces |
|-------|--------|---------|------|------|
| 0.40 | 0.40 | 12.08 | 1.72 | 0.20 |

Quick Hits

- '22 SEC Player of the Year / All-SEC / First soph. to win SEC POY since 2015 // AVCA All-American
- First in the NCAA and first in the SEC for assists per set
- 2023 All-SEC
- SEC Setter of the Week (10/2)
- SEC Setter of the Week (10/9)
- SEC Setter of the Week (11/20)
- SEC Setter of the Week and Player of the Week (10/16)
- SEC Setter of the Week and Player of the Week (10/23)
- SEC Setter of the Week and Player of the Week (11/6)
- Three-straight double-doubles in SEC play from 10/1 to 10/8
- Led the Power Five in assists per set (12.03) in 2022
- SEC Setter of the Week six times in 2022
- SEC Player of the Week two times in 2022

Match-By-Match

| DATE | Vs. | SP | K | E | TA | PCT. | A | SA | DIG | BS-BA | PTS. |
|-------|-------------------|----|---|---|----|-------|----|----|-----|-------|------|
| 8.25 | at Colorado St. | 4 | 4 | 0 | 5 | .800 | 48 | 0 | 8 | 0-0 | 4.0 |
| 8.26 | at N. Colorado | 4 | 2 | 0 | 8 | .250 | 45 | 2 | 4 | 0-3 | 5.5 |
| 9.1 | Pittsburgh | 3 | 0 | 1 | 2 | -.500 | 24 | 0 | 6 | 0-2 | 1.0 |
| 9.3 | at Pittsburgh | 4 | 1 | 0 | 2 | .500 | 42 | 1 | 6 | 0-1 | 2.5 |
| 9.8 | Houston | 4 | 2 | 0 | 2 | 1.000 | 45 | 2 | 7 | 0-0 | 4.0 |
| 9.9 | at Purdue | 5 | 3 | 1 | 7 | .286 | 56 | 1 | 6 | 0-1 | 4.5 |
| 9.13 | at Louisville | 3 | 0 | 1 | 2 | -.500 | 32 | 1 | 4 | 0-0 | 1.0 |
| 9.17 | at Nebraska | 4 | 3 | 1 | 7 | .286 | 43 | 1 | 4 | 1-3 | 6.5 |
| 9.22 | LSU | 4 | 4 | 0 | 6 | .667 | 51 | 1 | 5 | 0-1 | 5.5 |
| 9.24 | Tennessee | 3 | 1 | 0 | 2 | .333 | 33 | 0 | 5 | 1-1 | 2.5 |
| 9.29 | at Georgia | 5 | 2 | 1 | 6 | .167 | 53 | 1 | 9 | 0-3 | 4.5 |
| 10.1 | at Alabama | 4 | 1 | 1 | 3 | .000 | 58 | 1 | 11 | 0-0 | 2.0 |
| 10.6 | at Mizzou | 4 | 2 | 0 | 4 | .500 | 57 | 2 | 10 | 0-2 | 5.0 |
| 10.8 | Ole Miss | 4 | 0 | 1 | 2 | -.500 | 53 | 1 | 11 | 0-0 | 1.0 |
| 10.15 | at Tennessee | 3 | 2 | 0 | 4 | .500 | 42 | 1 | 6 | 1-0 | 4.0 |
| 10.22 | Mississippi State | 3 | 1 | 0 | 2 | .500 | 43 | 1 | 6 | 0-2 | 3.0 |
| 10.24 | Arkansas | 5 | 2 | 0 | 5 | .400 | 52 | 0 | 9 | 0-0 | 2.0 |
| 10.27 | at LSU | 3 | 0 | 0 | 4 | 1.000 | 37 | 0 | 3 | 0-3 | 1.5 |
| 11.3 | at South Carolina | 4 | 2 | 1 | 4 | .250 | 50 | 1 | 5 | 1-1 | 4.5 |
| 11.5 | at Florida | 4 | 1 | 0 | 3 | .333 | 51 | 1 | 9 | 0-2 | 3.0 |
| 11.8 | at Auburn | 3 | 0 | 0 | 2 | .000 | 38 | 1 | 5 | 0-0 | 1.0 |
| 11.12 | Georgia | 3 | 0 | 0 | 2 | .000 | 43 | 0 | 7 | 0-1 | 0.5 |
| 11.16 | Texas A&M | 4 | 2 | 0 | 4 | .500 | 55 | 0 | 6 | 1-0 | 3.0 |
| 11.19 | Missouri | 4 | 2 | 0 | 2 | 1.000 | 48 | 0 | 6 | 0-2 | 3.0 |
| 11.22 | at Arkansas | 3 | 0 | 0 | 1 | .000 | 36 | 0 | 7 | 0-6 | 3.0 |
| 11.25 | Florida | 3 | 2 | 1 | 4 | .250 | 37 | 0 | 2 | 0-0 | 2.0 |

Personal Bests

Kills

Season: 4, twice, last vs. LSU (9/22/23)
 SEC: 4 vs. LSU (9/22/23)
 Career: 5 vs. Texas A&M (10/23/22)
 SEC: 5 vs. Texas A&M (10/23/22)

Assists

Season: 58 vs. Alabama (10/1/23)
 SEC: 58 vs. Alabama (10/1/23)
 Career: 63, twice, last at Arkansas (10/8/22)
 SEC: 63, twice, last at Arkansas (10/8/22)

Digs

Season: 11, twice, last vs. Ole Miss (10/8/23)
 SEC: 11, twice, last vs. Ole Miss (10/8/23)
 Career: 21 vs. Arkansas (10/22/21)
 SEC: 21 vs. Arkansas (10/22/21)

Aces

Season: 2 at Mizzou (10/6/23)
 SEC: 2 at Mizzou (10/6/23)
 Career: 6 vs. Ole Miss (10/12/22)
 SEC: 6 vs. Ole Miss (10/12/22)

Blocks

Season: 6 at Arkansas (11/22/23)
 SEC: 6 at Arkansas (11/22/23)
 Career: 6, three times, at Arkansas (11/22/23)
 SEC: 6, three times, at Arkansas (11/22/23)

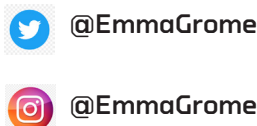
Miscellaneous Stats

| Category | Season (Career) |
|--------------------------------------|-----------------|
| Matches with 10 or more kills..... | 0 (0) |
| Matches with 30 or more assists..... | 24 (80) |
| Matches with 40 or more assists..... | 18 (49) |
| Matches with 50 or more assists..... | 10 (23) |
| Matches with 60 or more assists..... | 0 (2) |
| Matches with 10 or more digs..... | 3 (17) |
| Matches with 5 or more blocks..... | 0 (3) |
| Double-doubles..... | 3 (17) |

Season Honors

- All-SEC
- SEC Setter of the Week (10/2)
- SEC Setter of the Week (10/9)
- SEC Setter of the Week (10/16)
- SEC Player of the Week (10/16)
- SEC Setter of the Week (10/23)
- SEC Player of the Week (10/23)
- SEC Setter of the Week (11/6)
- SEC Player of the Week (11/6)
- SEC Setter of the Week (11/20)
- 2022 SEC Player of the Year
- 2022 All-SEC
- Preseason All-SEC

Social Media Handles



PLAYER BIOS

JORDYN DAILEY

Freshman • Outside Hitter/Opposite • 6-2
Franklinton N.C. • NC Academy for Learning and Enrichment

Kinesiology



Season Averages

| Kills | Blocks | Assists | Digs | Aces |
|-------|--------|---------|------|------|
| 0.00 | 0.00 | 0.00 | 0.00 | 0.00 |

Quick Hits

- Was in UK's concussion protocol for two matches (UGA/ALA), but has since cleared and is active
- Competed at the USA Volleyball Nationals
- Was a member of the 2022 Under Armor Next Camp in June of this summer
- Her club team, Chapel Hill Volleyball, qualified in open led by her explosive offensive production
- Family has a long tradition of athletics with relatives competing in several NCAA sports at North Carolina, TCU, Michigan the Seattle Seahawks and the Cincinnati Bengals

Match-By-Match

DATE VS. SP K E TA PCT. A SA DIG BS-BA PTS.

Personal Bests

Kills
Season:
SEC:
Career:
SEC:

Percentage

Season:
SEC:
Career:
SEC:

Blocks

Season:
SEC:
Career:
SEC:

Assists

Season:
SEC:
Career:
SEC:

Digs

Season:
SEC:
Career:
SEC:

Aces

Season:
SEC:
Career:
SEC:

Miscellaneous Stats

| Category | Season (Career) |
|-------------------------------------|-----------------|
| Matches with 10 or more kills | 0 (0) |
| Matches with 10 or more digs..... | 0 (0) |
| Matches with 5 or more blocks | 0 (0) |
| Double-doubles | 0 (0) |

Season Honors

Social Media Handles



@jordyn_teresa

PLAYER BIOS

ELEANOR BEAVIN

Junior • Libero / DS • 5-5
 Louisville, Ky. • Mercy
 Kinesiology



Season Averages

| Kills | Blocks | Assists | Digs | Aces |
|-------|--------|---------|------|------|
| 0.02 | 0.00 | 0.56 | 4.01 | 0.27 |

Quick Hits

- 2021 SEC Defensive Player of the Year
- 2021 SEC All-Freshman Team
- Recorded her 1,000th-career dig on Oct. 15 at #10 Tennessee in a 3-0 win
- All-SEC
- Double-figure digs in every match this season but one
- SEC Defensive Player of the Week (10/9)
- SEC Defensive Player of the Week (10/23)
- Career-high 30 digs in 3-2 win over #10 Arkansas on Oct. 22, 2023 in Rupp Arena
- 2022 and 2023 Preseason All-SEC

Match-By-Match

| DATE | VS. | SP | K | E | TA | PCT. | A | SA | DIG | BS-BA | PTS. |
|-------|-------------------|----|---|---|----|-------|---|----|-----|-------|------|
| 8.25 | at Colorado St. | 4 | 0 | 0 | 0 | .000 | 3 | 0 | 14 | 0-0 | 0.0 |
| 8.26 | at N Colorado | 4 | 1 | 0 | 1 | 1.000 | 2 | 2 | 13 | 0-0 | 3.0 |
| 9.1 | Pittsburgh | 3 | 0 | 0 | 0 | .000 | 3 | 0 | 10 | 0-0 | 0.0 |
| 9.3 | Pittsburgh | 4 | 0 | 0 | 0 | .000 | 3 | 2 | 12 | 0-0 | 2.0 |
| 9.8 | Houston | 4 | 0 | 0 | 0 | .000 | 4 | 0 | 11 | 0-0 | 0.0 |
| 9.9 | at Purdue | 5 | 0 | 0 | 0 | .000 | 2 | 1 | 21 | 0-0 | 1.0 |
| 9.13 | at Louisville | 3 | 0 | 0 | 1 | .000 | 1 | 1 | 11 | 0-0 | 1.0 |
| 9.17 | at Nebraska | 4 | 0 | 0 | 0 | .000 | 1 | 0 | 11 | 0-0 | 0.0 |
| 9.22 | LSU | 4 | 0 | 0 | 0 | .000 | 1 | 1 | 19 | 0-0 | 1.0 |
| 9.24 | Tennessee | 3 | 0 | 0 | 0 | .000 | 0 | 0 | 18 | 0-0 | 0.0 |
| 9.29 | at Georgia | 5 | 0 | 0 | 0 | .000 | 1 | 1 | 17 | 0-0 | 1.0 |
| 10.1 | at Alabama | 4 | 0 | 0 | 0 | .000 | 4 | 1 | 11 | 0-0 | 1.0 |
| 10.6 | at Mizzou | 4 | 0 | 0 | 2 | .000 | 5 | 1 | 23 | 0-0 | 1.0 |
| 10.8 | Ole Miss | 4 | 0 | 0 | 0 | .000 | 2 | 2 | 17 | 0-0 | 2.0 |
| 10.15 | at Tennessee | 3 | 0 | 0 | 0 | .000 | 1 | 1 | 14 | 0-0 | 1.0 |
| 10.20 | Mississippi State | 3 | 0 | 0 | 0 | .000 | 2 | 0 | 11 | 0-0 | 0.0 |
| 10.22 | Arkansas | 5 | 0 | 0 | 0 | .000 | 3 | 1 | 30 | 0-0 | 1.0 |
| 10.27 | at LSU | 3 | 1 | 0 | 1 | 1.000 | 2 | 3 | 10 | 0-0 | 4.0 |
| 11.3 | at South Carolina | 4 | 0 | 0 | 0 | .000 | 2 | 4 | 17 | 0-0 | 4.0 |
| 11.5 | at Florida | 4 | 0 | 0 | 0 | .000 | 1 | 2 | 14 | 0-0 | 2.0 |
| 11.8 | at Auburn | 3 | 0 | 0 | 0 | .000 | 0 | 1 | 10 | 0-0 | 1.0 |
| 11.12 | Georgia | 3 | 0 | 0 | 0 | .000 | 1 | 0 | 9 | 0-0 | 0.0 |
| 11.16 | Texas A&M | 4 | 0 | 0 | 0 | .000 | 3 | 0 | 20 | 0-0 | 0.0 |
| 11.19 | Missouri | 4 | 0 | 0 | 0 | .000 | 3 | 1 | 13 | 0-0 | 1.0 |
| 11.22 | at Arkansas | 3 | 0 | 0 | 0 | .000 | 3 | 1 | 19 | 0-0 | 1.0 |
| 11.25 | Florida | 3 | 0 | 0 | 0 | .000 | 1 | 0 | 14 | 0-0 | 0.0 |

Personal Bests

Kills
 Season: 1, twice, last at LSU (10/27/23)
 SEC: 1 at LSU (10/27/23)
 Career: 1 vs. N Colorado (8/26/23)
 SEC: 1 at LSU (10/27/23)

Assists
 Season: 5 at Missouri (10/6/23)
 SEC: 5 at Missouri (10/6/23)
 Career: 9 vs. Louisville (9/14/22)
 SEC: 8 at Arkansas (10/8/22)

Digs
 Season: 30 vs. Arkansas (10/22/23)
 SEC: 30 vs. Arkansas (10/22/23)
 Career: 30 vs. Arkansas (10/22/23)
 SEC: 30 vs. Arkansas (10/22/23)

Aces
 Season: 4 at South Carolina (11/3/23)
 SEC: 4 at South Carolina (11/3/23)
 Career: 5 vs. Texas A&M (11/13/21)
 SEC: 5 vs. Texas A&M (11/13/21)

Miscellaneous Stats

| Category | Season (Career) |
|-------------------------------|-----------------|
| Matches with 10 or more kills | 0 (0) |
| Matches with 10 or more digs | 24 (73) |
| Matches with 5 or more blocks | 0 (0) |
| Double-doubles | 0 (0) |

Season Honors

All-SEC
 SEC All-Preseason Team
 SEC Defensive Player of the Week (10/9)
 SEC Defensive Player of the Week (10/23)

Social Media Handles



@EleanorBeavin



PLAYER BIOS

HALEY MELBY

Sophomore • Outside Hitter • 6-1
Munster, Indiana • Munster HS



Season Averages

| Kills | Blocks | Assists | Digs | Aces |
|-------|--------|---------|------|------|
| 0.00 | 0.00 | 0.00 | 0.00 | 0.00 |

Quick Hits

- Currently nursing an ab injury.
- Had a career-high in kills (9) and blocks (4) in UK's 3-1 win at Mississippi State on Nov. 11
- One of only 2 true freshman on UK's roster in 2022

Match-By-Match

DATE VS. SP K E TA PCT. A SA DIG BS-BA PTS.

Personal Bests

Kills

Season:
SEC:
Career: 9 vs. Mississippi State (11/11/22)
SEC: 9 vs. Mississippi State (11/11/22)

Percentage

Season:
SEC:
Career: .538 vs. Southern Cal (9/3/22)
SEC: .350 vs. Alabama (10/1/22)

Blocks

Season:
SEC:
Career: 4 at Mississippi State (11/11/22)
SEC: 4 at Mississippi State (11/11/22)

Assists

Season:
SEC:
Career: 1, twice, last vs. Indiana St (9/10/22)
SEC:

Digs

Season:
SEC:
Career: 3, twice, last vs. Ole Miss (10/12/22)
SEC: 3, twice, last vs. Ole Miss (10/12/22)

Aces

Season:
SEC:
Career:
SEC:

Miscellaneous Stats

| Category | Season (Career) |
|-------------------------------------|-----------------|
| Matches with 10 or more kills | 0 (0) |
| Matches with 10 or more digs..... | 0 (0) |
| Matches with 5 or more blocks | 0 (0) |
| Double-doubles | 0 (0) |

Season Honors

Social Media Handles



PLAYER BIOS

BROOKE BULTEMA

Freshman • Middle Blocker • 6-3
 Cincinnati, Ohio • Ursuline
 Agricultural and Medical Biotechnology



Season Averages

| Kills | Blocks | Assists | Digs | Aces |
|-------|--------|---------|------|------|
| 0.00 | 0.00 | 0.00 | 0.00 | 0.00 |

Quick Hits

- Suffered an ankle injury in practice of week 2. Status is considered week-to-week.
- Member of the AVCA Under Armor All-American Team
- GGCL Player of the Year in 2022
- Volleyball Magazine top-50 ranked player in the country
- In senior season at Ursuline, was first in blocks and kills for her conference, high of 25 kills in a match and had a match where she hit .666 with 23 kills and one error on 33 swings

Match-By-Match

DATE VS. SP K E TA PCT. A SA DIG BS-BA PTS.

Kentucky Personal Bests

Kills

Season:
 SEC:
 Career:
 SEC:

Percentage

Season:
 SEC:
 Career:
 SEC:

Blocks

Season:
 SEC:
 Career:
 SEC:

Assists

Season:
 SEC:
 Career:
 SEC:

Digs

Season:
 SEC:
 Career:
 SEC:

Aces

Season:
 SEC:
 Career:
 SEC:

Miscellaneous Stats

| Category | Season (UK Career) |
|-------------------------------------|--------------------|
| Matches with 10 or more kills | 0 (0) |
| Matches with 10 or more digs..... | 0 (0) |
| Matches with 5 or more blocks | 0 (0) |
| Double-doubles | 0 (0) |

Season Honors

Social Media Handles

@brooke_bultema



@brooke.b2

PLAYER BIOS

RIAH WALKER

Senior • Libero / DS • 5-10
Sarasota, Fla. • Riverview
Business



Season Averages

| Kills | Blocks | Assists | Digs | Aces |
|-------|--------|---------|------|------|
| 0.00 | 0.00 | 0.00 | 1.00 | 0.00 |

Quick Hits

- Missed the first eight matches of the SEC season with a foot injury
- UK's libero for the first seven matches of the 2021 season
- One of the SEC's most effective DS's and servers

Match-By-Match

| DATE | Vs. | SP | K | E | TA | PCT. | A | SA | DIG | BS-BA | PTS. |
|-------|------------|----|---|---|----|------|---|----|-----|-------|------|
| 9.1 | Pittsburgh | 3 | 0 | 0 | 0 | .000 | 0 | 0 | 4 | 0-0 | 0.0 |
| 9.3 | Pittsburgh | 4 | 0 | 0 | 0 | .000 | 0 | 0 | 4 | 0-0 | 0.0 |
| 11.25 | Florida | 1 | 0 | 0 | 0 | .000 | 0 | 0 | 1 | 0-0 | 0.0 |

Personal Bests

Kills

Season:

SEC:

Career:

SEC:

Percentage

Season:

SEC:

Career:

SEC:

Blocks

Season:

SEC:

Career:

SEC:

Assists

Season:

SEC:

Career: 3, twice, last vs. Texas A&M (10/22/22)

SEC: 3 vs. Texas A&M (10/22/22)

Digs

Season: 4, twice, last vs. Pittsburgh (9/3/23)

SEC:

Career: 18 vs. Creighton (9/4/21)

SEC: 12 vs. South Carolina (11/4/21)

Aces

Season:

SEC:

Career: 3, twice, last vs. Texas A&M (11/13/21)

SEC: 3 vs. Texas A&M (11/13/21)

Miscellaneous Stats

Category

Season (Career)

Matches with 10 or more kills..... 0 (0)

Matches with 10 or more digs.....0 (10)

Matches with 5 or more blocks..... 0 (0)

Double-doubles..... 0 (0)

Season Honors

Social Media Handles



@MariahWalkerrr

PLAYER BIOS

REAGAN RUTHERFORD

Senior • Opposite • 6-0
Missouri City, Texas • Ridge Point Management



10



Season Averages

| Kills | Blocks | Assists | Digs | Aces |
|-------|--------|---------|------|------|
| 3.55 | 0.94 | 0.04 | 1.57 | 0.12 |

Quick Hits

- 2022 and 2023 All-SEC
- 2022 AVCA All-America
- 2023 Preseason All-SEC
- 19 digs vs. Houston were a new career high
- 19 kills vs. Pitt and Houston are co-season high numbers
- Missed UK's first six matches of SEC play with eye injury suffered in practice.
- Returned from the injury with an 8-kill performance vs. Tennessee on Oct. 15
- Injured ankle vs. Texas A&M on Nov. 16. Missed match vs. Mizzou; Returned at Arkansas in UK's 3-0 sweep at the No. 9 Razorbacks

Match-By-Match

| DATE | Vs. | SP | K | E | TA | PCT. | A | SA | DIG | BS-BA | PTS. |
|-------|-------------------|----|----|---|----|------|---|----|-----|-------|------|
| 8.25 | at Colorado St. | 4 | 14 | 6 | 31 | .258 | 0 | 1 | 17 | 0-2 | 16.0 |
| 8.26 | at N. Colorado | 4 | 17 | 4 | 29 | .448 | 1 | 1 | 8 | 1-3 | 20.5 |
| 9.1 | Pittsburgh | 3 | 7 | 6 | 25 | .040 | 1 | 0 | 7 | 0-2 | 8.0 |
| 9.3 | at Pittsburgh | 4 | 19 | 4 | 42 | .357 | 0 | 1 | 7 | 0-5 | 22.5 |
| 9.8 | Houston | 4 | 11 | 5 | 33 | .182 | 1 | 3 | 19 | 0-2 | 15.0 |
| 9.9 | at Purdue | 5 | 14 | 8 | 38 | .158 | 0 | 0 | 8 | 0-4 | 16.0 |
| 9.13 | at Louisville | 3 | 16 | 2 | 24 | .583 | 0 | 2 | 9 | 0-4 | 20.0 |
| 9.17 | at Nebraska | 4 | 19 | 3 | 43 | .372 | 0 | 0 | 8 | 0-2 | 20.0 |
| 10.15 | at Tennessee | 3 | 8 | 2 | 18 | .333 | 0 | 0 | 1 | 0-3 | 9.5 |
| 10.20 | Mississippi State | 3 | 10 | 1 | 22 | .409 | 0 | 0 | 1 | 0-3 | 11.5 |
| 10.22 | Arkansas | 5 | 14 | 6 | 31 | .258 | 0 | 0 | 1 | 0-6 | 17.0 |
| 10.27 | at LSU | 3 | 11 | 4 | 22 | .318 | 0 | 0 | 1 | 0-1 | 11.5 |
| 11.3 | at South Carolina | 4 | 10 | 2 | 22 | .364 | 0 | 0 | 1 | 0-3 | 11.5 |
| 11.5 | at Florida | 4 | 13 | 7 | 30 | .200 | 0 | 0 | 5 | 0-4 | 15.0 |
| 11.8 | at Auburn | 3 | 14 | 2 | 21 | .571 | 0 | 0 | 5 | 0-2 | 15.0 |
| 11.12 | Georgia | 3 | 11 | 3 | 20 | .400 | 0 | 0 | 2 | 0-1 | 5.5 |
| 11.16 | Texas A&M | 2 | 5 | 3 | 11 | .182 | 0 | 0 | 1 | 0-2 | 6.0 |
| 11.22 | at Arkansas | 3 | 10 | 4 | 26 | .231 | 0 | 0 | 3 | 0-6 | 13.0 |
| 11.25 | Florida | 3 | 15 | 3 | 27 | .444 | 0 | 0 | 0 | 0-4 | 17.0 |

Personal Bests

Kills

Season: 19, twice, last at Nebraska (9/17/23)
SEC: 15 vs. Florida (11/15/23)
Career: 26 at Arkansas (10/7/22)
SEC: 26 at Arkansas (10/7/22)

Percentage

Season: .583 at Louisville (9/13/23)
SEC: .571 at Auburn (11/8/23)
Career: .636 vs. Auburn (11/20/21)
SEC: .636 vs. Auburn (11/20/21)

Blocks

Season: 6, twice, last at Arkansas (11/22/23)
SEC: 6, twice, last at Arkansas (11/22/23)
Career: 9 at Arkansas (10/7/22)
SEC: 9 at Arkansas (10/7/22)

Assists

Season: 1, three times, vs. Houston (9/8/23)
SEC:
Career: 2 vs. Indiana St. (9/10/22)
SEC: 1, three times, last vs. Texas A&M (10/22/22)

Digs

Season: 19 vs. Houston (9/8/23)
SEC: 5, twice, last at Auburn (11/8/23)
Career: 19 vs. Houston (9/8/23)
SEC: 17, twice, last at Colorado St. (8/25/23)

Aces

Season: 3 vs. Houston (9/8/23)
SEC:
Career: 3, four times, last vs. Houston (9/8/23)
SEC: 3 vs. Tennessee (11/16/22)

Miscellaneous Stats

| Category | Season (Career) |
|-------------------------------------|-----------------|
| Matches with 10 or more kills | 16 (42) |
| Matches with 10 or more digs..... | 2 (11) |
| Matches with 5 or more blocks | 2 (8) |
| Double-doubles | 2 (8) |

Season Honors

All-SEC (2022 and 2023)
Preseason All-SEC
AVCA All-America (2022)

Social Media Handles



@Reagan.Ruth



PLAYER BIOS

ELISE GOETZINGER

Senior • Middle Blocker • 6-4
Blue Mounds, Wisc. • Mount Horeb
Chemistry



Season Averages

| Kills | Blocks | Assists | Digs | Aces |
|-------|--------|---------|------|------|
| 2.59 | 0.74 | 0.01 | 0.36 | 0.12 |

Quick Hits

- SEC Offensive Player of the Week (10/16)
- Had 12 kills on 19 swings with zero errors in UK's 3-0 win at #10 Tennessee on Oct. 16
- Career-high 15 kills vs. Colorado State on opening night
- Match clinching ace at 14-13 of the fifth set at Georgia. It was only her third serve of the match
- 2022 Hilton Omaha Bluejay Invitational All-Tournament Team

Match-By-Match

| DATE | Vs. | SP | K | E | TA | PCT. | A | SA | DIG | BS-BA | PTS. |
|-------|-------------------|----|----|---|----|------|---|----|-----|-------|------|
| 8.25 | at Colorado St. | 4 | 15 | 4 | 30 | .367 | 0 | 1 | 1 | 0-1 | 16.5 |
| 9.1 | Pittsburgh | 1 | 4 | 1 | 6 | .500 | 0 | 0 | 0 | 0-1 | 4.5 |
| 9.3 | at Pittsburgh | 4 | 12 | 5 | 30 | .233 | 0 | 0 | 1 | 2-5 | 16.5 |
| 9.8 | Houston | 4 | 13 | 4 | 27 | .333 | 0 | 0 | 2 | 0-1 | 13.5 |
| 9.9 | at Purdue | 5 | 10 | 1 | 19 | .474 | 0 | 2 | 2 | 0-7 | 15.5 |
| 9.13 | at Louisville | 2 | 3 | 3 | 8 | .000 | 0 | 0 | 0 | 0-0 | 3.0 |
| 9.17 | at Nebraska | 4 | 14 | 4 | 30 | .333 | 0 | 0 | 0 | 0-4 | 16.0 |
| 9.22 | LSU | 4 | 12 | 5 | 24 | .292 | 0 | 0 | 1 | 1-5 | 15.5 |
| 9.24 | Tennessee | 3 | 8 | 2 | 19 | .316 | 0 | 0 | 1 | 0-1 | 8.5 |
| 9.29 | at Georgia | 5 | 8 | 6 | 26 | .077 | 0 | 1 | 3 | 0-6 | 12.0 |
| 10.1 | at Alabama | 4 | 9 | 7 | 23 | .087 | 0 | 0 | 1 | 0-0 | 9.0 |
| 10.6 | at Mizzou | 4 | 12 | 5 | 27 | .259 | 0 | 0 | 1 | 0-1 | 12.5 |
| 10.8 | Ole Miss | 4 | 10 | 2 | 23 | .348 | 1 | 1 | 2 | 0-1 | 11.5 |
| 10.15 | at Tennessee | 3 | 12 | 0 | 19 | .632 | 0 | 0 | 1 | 2-2 | 15.0 |
| 10.20 | Mississippi State | 3 | 7 | 7 | 19 | .000 | 0 | 1 | 2 | 0-4 | 10.0 |
| 10.22 | Arkansas | 5 | 14 | 1 | 28 | .464 | 0 | 0 | 2 | 0-3 | 15.5 |
| 10.27 | at LSU | 3 | 7 | 4 | 19 | .158 | 0 | 1 | 2 | 0-1 | 8.5 |
| 11.3 | at South Carolina | 4 | 7 | 3 | 19 | .211 | 0 | 1 | 0 | 1-1 | 9.5 |
| 11.5 | at Florida | 4 | 13 | 5 | 26 | .308 | 0 | 0 | 2 | 1-2 | 15.0 |
| 11.8 | at Auburn | 3 | 6 | 1 | 13 | .385 | 0 | 1 | 0 | 0-0 | 7.5 |
| 11.12 | Georgia | 3 | 5 | 1 | 11 | .364 | 0 | 0 | 2 | 0-1 | 5.5 |
| 11.16 | Texas A&M | 4 | 13 | 3 | 23 | .435 | 0 | 1 | 3 | 0-1 | 14.5 |
| 11.29 | Missouri | 4 | 11 | 1 | 18 | .556 | 0 | 0 | 1 | 0-4 | 13.0 |
| 11.22 | at Arkansas | 3 | 4 | 2 | 18 | .111 | 0 | 0 | 2 | 0-7 | 7.5 |
| 11.25 | Florida | 3 | 4 | 4 | 16 | .000 | 0 | 1 | 0 | 0-0 | 5.0 |

Personal Bests

Kills

Season: 15 at Colorado St. (8/25/23)
SEC: 14 vs. Arkansas (10/22/23)
Career: 15 at Colorado St. (8/25/23)
SEC: 14 vs. Arkansas (10/22/23)

Percentage

Season: .632 at Tennessee (10/15/23)
SEC: .632 at Tennessee (10/15/23)
Career: .786 vs. Southern Cal (9/3/22)
SEC: .632 at Tennessee (10/15/23)

Blocks

Season: 7, three times, last at Arkansas (11/22/23)
SEC: 7 at Arkansas (11/22/23)
Career: 8, twice, last vs. Creighton (9/3/22)
SEC: 8 at Georgia (2/13/21)

Assists

Season: 1 vs. Ole Miss (10/8/23)
SEC: 1 vs. Ole Miss (10/8/23)
Career: 2 vs. Mizzou (10/28/20)
SEC: 2 vs. Mizzou (10/28/20)

Digs

Season: 3, twice, last vs. Texas A&M (11/16/23)
SEC: 3, twice, last vs. Texas A&M (11/16/23)
Career: 3, six times, last vs. Texas A&M (11/16/23)
SEC: 3, four times, last vs. Texas A&M (11/16/23)

Aces

Season: 2 at Purdue (9/9/23)
SEC: 2, twice, last vs. Mississippi State (10/20/23)
Career: 2, twice, last at Purdue (9/9/23)
SEC: 2 vs. Texas A&M (10/23/22)

Miscellaneous Stats

| Category | Season (Career) |
|------------------------------------|-----------------|
| Matches with 10 or more kills..... | 13 (20) |
| Matches with 10 or more digs..... | 0 (0) |
| Matches with 5 or more blocks..... | 4 (15) |
| Double-doubles..... | 0 (0) |

Season Honors

SEC Offensive Player of the Week (10/16)
2022 Hilton Omaha All-Tournament Team

Social Media Handles

@EliseGoetzinger



@EliseGoetzinger

PLAYER BIOS

MOLLY TUOZZO

Freshman • Libero / DS • 5-7
 The Woodlands, Texas • The Woodlands HS
 Business & Economics



Season Averages

| Kills | Blocks | Assists | Digs | Aces |
|-------|--------|---------|------|------|
| 0.02 | 0.01 | 0.32 | 2.20 | 0.30 |

Quick Hits

- SEC All-Freshman Team
- Career-high 16 digs at Nebraska
- Six aces in UK's win over Colorado
- Has over 1,000 career digs in her time at The Woodlands HS where she broke the all-time school record for digs and aces, as well
- 2022 GHVCA Preseason Team member, AVCA All-American Watch List and VYPE Libero of the Year
- With her HS team, was the 6A District champions and Regional state champions
- Defensive MVP of the 2022 John Turner Classic as well as the Northwest ISD

Match-By-Match

| DATE | VS. | SP | K | E | TA | PCT. | A | SA | DIG | BS-BA | PTS. |
|-------|-------------------|----|---|---|----|-------|---|----|-----|-------|------|
| 8.25 | at Colorado St. | 4 | 0 | 0 | 1 | .000 | 1 | 0 | 6 | 0-0 | 0.0 |
| 8.26 | at N. Colorado | 4 | 0 | 0 | 0 | .000 | 0 | 6 | 5 | 0-1 | 6.5 |
| 9.1 | Pittsburgh | 3 | 0 | 0 | 0 | .000 | 0 | 0 | 7 | 0-0 | 0.0 |
| 9.3 | at Pittsburgh | 4 | 0 | 0 | 0 | .000 | 0 | 0 | 8 | 0-0 | 0.0 |
| 9.8 | Houston | 4 | 0 | 0 | 0 | .000 | 0 | 0 | 6 | 0-0 | 0.0 |
| 9.9 | at Purdue | 5 | 0 | 0 | 0 | .000 | 2 | 1 | 8 | 0-0 | 1.0 |
| 9.13 | at Louisville | 3 | 0 | 0 | 1 | .000 | 0 | 1 | 5 | 0-0 | 1.0 |
| 9.17 | at Nebraska | 4 | 0 | 0 | 0 | .000 | 3 | 2 | 16 | 0-0 | 2.0 |
| 9.22 | LSU | 4 | 0 | 0 | 0 | .000 | 2 | 0 | 7 | 0-0 | 0.0 |
| 9.24 | Tennessee | 3 | 0 | 0 | 0 | .000 | 0 | 2 | 9 | 0-0 | 2.0 |
| 9.29 | at Georgia | 5 | 1 | 0 | 1 | 1.000 | 1 | 1 | 8 | 0-0 | 2.0 |
| 10.1 | at Alabama | 4 | 0 | 0 | 0 | .000 | 0 | 2 | 9 | 0-0 | 2.0 |
| 10.6 | at Mizzou | 4 | 0 | 0 | 1 | .000 | 0 | 0 | 9 | 0-0 | 0.0 |
| 10.8 | Ole Miss | 4 | 0 | 0 | 0 | .000 | 1 | 0 | 6 | 0-0 | 0.0 |
| 10.15 | at Tennessee | 3 | 0 | 0 | 0 | .000 | 1 | 1 | 6 | 0-0 | 1.0 |
| 10.20 | Mississippi State | 3 | 0 | 0 | 0 | .000 | 1 | 1 | 6 | 0-0 | 1.0 |
| 10.22 | Arkansas | 5 | 0 | 0 | 0 | .000 | 3 | 0 | 15 | 0-0 | 0.0 |
| 10.27 | at LSU | 3 | 0 | 0 | 0 | .000 | 1 | 2 | 11 | 0-0 | 2.0 |
| 11.3 | at South Carolina | 4 | 1 | 0 | 1 | 1.000 | 2 | 2 | 6 | 0-0 | 3.0 |
| 11.5 | at Florida | 4 | 0 | 0 | 0 | .000 | 2 | 1 | 8 | 0-0 | 1.0 |
| 11.8 | at Auburn | 3 | 0 | 0 | 0 | .000 | 3 | 3 | 11 | 0-0 | 3.0 |
| 11.12 | Georgia | 3 | 0 | 0 | 0 | .000 | 3 | 1 | 8 | 0-0 | 1.0 |
| 11.16 | Texas A&M | 4 | 0 | 0 | 0 | .000 | 2 | 0 | 9 | 0-0 | 0.0 |
| 11.19 | Missouri | 4 | 0 | 0 | 0 | .000 | 2 | 1 | 8 | 0-0 | 1.0 |
| 11.22 | at Arkansas | 3 | 0 | 0 | 0 | .000 | 2 | 1 | 10 | 0-0 | 1.0 |
| 11.25 | Florida | 3 | 0 | 0 | 0 | .000 | 0 | 1 | 6 | 0-0 | 1.0 |

Personal Bests

Kills

Season: 1, twice, last vs. South Carolina (11/3/23)
 SEC: 1, twice, last vs. South Carolina (11/3/23)
 Career: 1, twice, last vs. South Carolina (11/3/23)
 SEC: 1, twice, last vs. South Carolina (11/3/23)

Percentage

Season: 1.000, twice, last vs. S. Carolina (11/3/23)
 SEC: 1.000, twice, last vs. S. Carolina (11/3/23)
 Career: 1.000, twice, last vs. S. Carolina (11/3/23)
 SEC: 1.000, twice, last vs. S. Carolina (11/3/23)

Assists

Season: 3, three times, last at Auburn (11/8/23)
 SEC: 3, twice, last at Auburn (11/8/23)
 Career: 3, three times, last at Auburn (11/8/23)
 SEC: 3, twice, last at Auburn (11/8/23)

Digs

Season: 16 at Nebraska (9/17/23)
 SEC: 15 vs. Arkansas (10/22/23)
 Career: 16 at Nebraska (9/17/23)
 SEC: 15 vs. Arkansas (10/22/23)

Aces

Season: 6 at Northern Colorado (8/26/23)
 SEC: 3 at Auburn (11/8/23)
 Career: 6 at Northern Colorado (8/26/23)
 SEC: 3 at Auburn (11/8/23)

Miscellaneous Stats

| Category | Season (Career) |
|------------------------------------|-----------------|
| Matches with 10 or more kills..... | 0 (0) |
| Matches with 10 or more digs..... | 5 (5) |
| Matches with 5 or more blocks..... | 0 (0) |
| Double-doubles..... | 0 (0) |

Season Honors

SEC All-Freshman Team

Social Media Handles



@mollytuozzo

PLAYER BIOS

ERIN LAMB

Junior • Outside Hitter • 6-3
 Stewartville, Minn. • Stewartville HS
 Kinesiology



13



Season Averages

| Kills | Blocks | Assists | Digs | Aces |
|-------|--------|---------|------|------|
| 2.28 | 0.20 | 0.00 | 0.56 | 0.00 |

Quick Hits

- Season-high 13 kills vs. Northern Colorado
- Had the swing to clinch the SEC Championship at Arkansas on an overpass
- Came in during the fifth set as a sub and had 4 kills vs. Arkansas to close the match, including the match-clinching kill
- Got the start in first SEC match at Auburn on Nov. 8
- Six 10+ kill matches in 2022

Match-By-Match

| DATE | Vs. | SP | K | E | TA | PCT. | A | SA | DIG | BS-BA | PTS. |
|-------|-------------------|----|----|---|----|-------|---|----|-----|-------|------|
| 8.25 | at Colorado State | 4 | 8 | 3 | 25 | .200 | 0 | 0 | 3 | 0-0 | 8.0 |
| 8.26 | at N. Colorado | 4 | 13 | 6 | 35 | .200 | 0 | 0 | 2 | 1-1 | 14.5 |
| 9.1 | Pittsburgh | 3 | 5 | 2 | 17 | .176 | 0 | 0 | 1 | 0-1 | 5.5 |
| 9.3 | at Pittsburgh | 3 | 4 | 9 | 28 | -.179 | 0 | 0 | 2 | 0-3 | 5.5 |
| 9.8 | Houston | 2 | 5 | 3 | 17 | .118 | 0 | 0 | 3 | 0-0 | 5.0 |
| 9.13 | at Louisville | 3 | 4 | 2 | 15 | .133 | 0 | 0 | 0 | 0-0 | 4.0 |
| 9.24 | Tennessee | 2 | 4 | 1 | 14 | .214 | 0 | 0 | 2 | 0-0 | 4.0 |
| 9.29 | at Georgia | 3 | 0 | 2 | 14 | -.143 | 0 | 0 | 0 | 0-1 | 0.5 |
| 10.15 | at Tennessee | 1 | 0 | 1 | 2 | -.500 | 0 | 0 | 0 | 0-0 | 0.0 |
| 10.22 | Arkansas | 2 | 4 | 0 | 8 | .500 | 0 | 0 | 0 | 0-0 | 4.0 |
| 11.3 | at South Carolina | 2 | 5 | 1 | 13 | .308 | 0 | 0 | 1 | 0-0 | 5.0 |
| 11.5 | at Florida | 1 | 0 | 0 | 1 | .000 | 0 | 0 | 1 | 0-0 | 0.0 |
| 11.8 | at Auburn | 3 | 3 | 3 | 18 | .000 | 0 | 0 | 2 | 1-0 | 4.0 |
| 11.12 | Georgia | 3 | 14 | 2 | 25 | .480 | 0 | 0 | 0 | 0-1 | 14.5 |
| 11.16 | Texas A&M | 4 | 12 | 4 | 25 | .320 | 0 | 0 | 2 | 0-0 | 12.0 |
| 11.29 | Missouri | 4 | 10 | 1 | 20 | .450 | 0 | 0 | 0 | 0-0 | 10.0 |
| 11.22 | at Arkansas | 3 | 12 | 2 | 24 | .417 | 0 | 0 | 5 | 0-0 | 12.0 |
| 11.25 | Florida | 3 | 11 | 4 | 28 | .250 | 1 | 0 | 4 | 0-1 | 11.5 |

Personal Bests

Kills

Season: 14 vs. Georgia (11/12/23)
 SEC: 14 vs. Georgia (11/12/23)
 Career: 18, twice, last at Arkansas (10/8/22)
 SEC: 18 at Arkansas (10/8/22)

Assists

Season:
 SEC:
 Career:
 SEC:

Digs

Season: 5 at Arkansas (11/22/23)
 SEC: 5 at Arkansas (11/22/23)
 Career: 5 at Arkansas (11/22/23)
 SEC: 5 at Arkansas (11/22/23)

Aces

Season:
 SEC:
 Career:
 SEC:

Blocks

Season: 3 at Pitt (9/3/23)
 SEC: 1, twice, last vs. Georgia (11/12/23)
 Career: 5 vs. South Carolina (11/25/22)
 SEC: 5 vs. South Carolina (11/25/22)

Miscellaneous Stats

| Category | Season (Career) |
|------------------------------------|-----------------|
| Matches with 10 or more kills..... | 6 (14) |
| Matches with 10 or more digs..... | 0 (0) |
| Matches with 5 or more blocks..... | 0 (0) |
| Double-doubles..... | 0 (0) |

Season Honors

Social Media Handles

@ErinnnLamb

@ErinnnLamb

@ErinnnLamb

PLAYER BIOS

AZHANI TEALER

Fifth Year • Middle Blocker • 5-10
 Grand Prairie, Texas • Grand Prairie
 Broadcast Journalism



Season Averages

| Kills | Blocks | Assists | Digs | Aces |
|-------|--------|---------|------|------|
| 2.19 | 0.95 | 0.04 | 0.27 | 0.00 |

Quick Hits

- AVCA All-American (2nd Team) 2022
- All-SEC
- Preseason All-SEC
- Announced she's returning for a fifth year in 2023 at UK on Senior Day of 2022.
- Made the move back to OH in the three-week absence of Rutherford (injury)

Match-By-Match

| DATE | Vs. | SP | K | E | TA | PCT. | A | SA | DIG | BS-BA | PTS. |
|-------|-------------------|----|----|---|----|-------|---|----|-----|-------|------|
| 8.25 | at Colorado St. | 4 | 7 | 3 | 12 | .333 | 0 | 0 | 1 | 0-1 | 7.5 |
| 8.26 | at N. Colorado | 4 | 10 | 2 | 17 | .471 | 1 | 0 | 1 | 0-3 | 11.5 |
| 9.1 | Pittsburgh | 2 | 2 | 3 | 7 | -.143 | 0 | 0 | 0 | 0-1 | 2.5 |
| 9.8 | Houston | 3 | 7 | 0 | 13 | .538 | 0 | 0 | 0 | 1-3 | 9.5 |
| 9.9 | Purdue | 5 | 10 | 2 | 18 | .444 | 0 | 0 | 0 | 0-4 | 12.0 |
| 9.13 | at Louisville | 3 | 3 | 0 | 12 | .250 | 0 | 0 | 0 | 0-4 | 5.0 |
| 9.17 | at Nebraska | 4 | 5 | 3 | 16 | .125 | 0 | 0 | 0 | 0-2 | 6.0 |
| 9.22 | LSU | 4 | 10 | 4 | 19 | .316 | 0 | 0 | 1 | 0-4 | 12.0 |
| 9.24 | Tennessee | 3 | 6 | 4 | 24 | .083 | 0 | 0 | 1 | 0-2 | 7.0 |
| 9.29 | at Georgia | 5 | 12 | 2 | 26 | .385 | 1 | 0 | 2 | 0-3 | 13.5 |
| 10.1 | at Alabama | 4 | 5 | 1 | 10 | .400 | 2 | 0 | 0 | 0-2 | 6.0 |
| 10.6 | at Mizzou | 4 | 16 | 2 | 26 | .538 | 0 | 0 | 3 | 0-2 | 17.0 |
| 10.8 | Ole Miss | 4 | 13 | 5 | 26 | .308 | 0 | 0 | 5 | 0-4 | 15.0 |
| 10.15 | Tennessee | 3 | 12 | 2 | 19 | .526 | 0 | 0 | 1 | 0-3 | 13.5 |
| 10.20 | Mississippi State | 3 | 10 | 0 | 14 | .714 | 0 | 0 | 0 | 0-2 | 11.0 |
| 10.22 | Arkansas | 5 | 7 | 0 | 14 | .500 | 0 | 0 | 2 | 0-4 | 9.0 |
| 10.27 | at LSU | 3 | 5 | 2 | 12 | .250 | 0 | 0 | 3 | 0-3 | 6.5 |
| 11.3 | at South Carolina | 4 | 13 | 3 | 17 | .588 | 0 | 0 | 0 | 1-4 | 16.0 |
| 11.5 | at Florida | 4 | 7 | 0 | 13 | .538 | 0 | 0 | 0 | 0-5 | 9.5 |
| 11.8 | at Auburn | 3 | 7 | 0 | 12 | .583 | 0 | 0 | 2 | 1-1 | 8.5 |
| 11.12 | Georgia | 3 | 6 | 2 | 14 | .286 | 0 | 0 | 0 | 2-5 | 10.5 |
| 11.16 | Texas A&M | 4 | 12 | 1 | 16 | .688 | 0 | 0 | 0 | 1-2 | 14.0 |
| 11.19 | Missouri | 4 | 7 | 2 | 14 | .357 | 0 | 0 | 0 | 2-3 | 10.5 |
| 11.22 | at Arkansas | 3 | 3 | 3 | 9 | .000 | 0 | 0 | 0 | 0-6 | 6.0 |
| 11.25 | Florida | 3 | 4 | 2 | 12 | .167 | 0 | 0 | 1 | 0-5 | 6.5 |

Personal Bests

Kills

Season: 16 at Mizzou (10/6/23)
 SEC: 16 at Mizzou (10/6/23)
 Career: 18, three times, last vs. Arkansas (10/8/22)
 SEC: 18, twice, last at Arkansas (10/8/22)

Percentage

Season: .714 vs. Mississippi State (10/20/23)
 SEC: .714 vs. Mississippi State (10/20/23)
 Career: .812 vs. LSU (3/5/21)
 SEC: .812 vs. LSU (3/5/21)

Blocks

Season: 7 vs. Georgia (11/12/23)
 SEC: 7 vs. Georgia (11/12/23)
 Career: 13 vs. South Carolina (11/25/22)
 SEC: 13 vs. South Carolina (11/25/22)

Digs

Season: 5 vs. Ole Miss (10/8/23)
 SEC: 5 vs. Ole Miss (10/8/23)
 Career: 5, three times, last vs. Ole Miss (10/8/23)
 SEC: 5, three times, last vs. Ole Miss (10/8/23)

Aces

Season:
 SEC:
 Career: 4 vs. Louisville (9/14/22)
 SEC: 2, four times, last vs. Auburn (11/21/21)

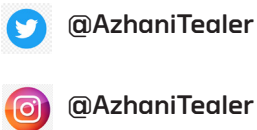
Miscellaneous Stats

| Category | Season (Career) |
|------------------------------------|-----------------|
| Matches with 10 or more kills..... | 10 (39) |
| Matches with 10 or more digs..... | 0 (0) |
| Matches with 5 or more blocks..... | 7 (33) |
| Double-doubles..... | 0 (1) |

Season Honors

All-SEC
 Preseason All-SEC
 2020, 2021, 2022 AVCA All-America

Social Media Handles



PLAYER BIOS

BROOKLYN DELEYE

Freshman • Outside Hitter • 6-2
 Topeka, Kansas • Washburn Rural HS
 Kinesiology



17



Season Averages

| Kills | Blocks | Assists | Digs | Aces |
|-------|--------|---------|------|------|
| 3.67 | 0.19 | 0.13 | 1.65 | 0.13 |

Quick Hits

- SEC Freshman of the Year, SEC All-Freshman Team
- First UK freshman with 20+ kills in back-to-back matches since Leah Edmond in 2016
- SEC Player of the Week and SEC Offensive Player of the Week (10/2/23)
- SEC Freshman of the Week (10/9/23)
- SEC Freshman of the Week (10/16/23)
- SEC Freshman of the Week (10/23/23) - fourth-straight week with SEC award
- SEC Freshman of the Week (11/20/23)
- Kansas Gatorade Player of the Year in Kansas
- Holds her high school record for kills
- Sister plays volleyball at Drake and her dad was a collegiate golfer

Match-By-Match

| DATE | Vs. | SP | K | E | TA | PCT. | A | SA | DIG | BS-BA | PTS. |
|-------|-------------------|----|----|---|----|-------|---|----|-----|-------|------|
| 8.25 | at Colorado St. | 3 | 6 | 4 | 21 | .095 | 1 | 1 | 1 | 0-0 | 7.0 |
| 8.26 | at N. Colorado | 4 | 13 | 4 | 22 | .409 | 1 | 0 | 1 | 0-0 | 13.0 |
| 9.1 | Pittsburgh | 2 | 6 | 4 | 22 | .091 | 0 | 0 | 0 | 0-2 | 7.0 |
| 9.3 | at Pittsburgh | 4 | 5 | 8 | 25 | -.120 | 0 | 0 | 0 | 1-1 | 6.5 |
| 9.8 | Houston | 4 | 13 | 3 | 33 | .303 | 0 | 0 | 1 | 0-3 | 14.5 |
| 9.9 | at Purdue | 5 | 12 | 5 | 33 | .212 | 0 | 2 | 3 | 0-3 | 15.5 |
| 9.13 | at Louisville | 3 | 7 | 5 | 26 | .077 | 0 | 0 | 1 | 0-0 | 7.0 |
| 9.17 | at Nebraska | 4 | 7 | 3 | 31 | .129 | 2 | 1 | 1 | 0-0 | 8.0 |
| 9.22 | LSU | 4 | 19 | 3 | 36 | .444 | 0 | 0 | 7 | 0-1 | 19.5 |
| 9.24 | Tennessee | 3 | 5 | 4 | 21 | .048 | 0 | 0 | 6 | 0-0 | 5.0 |
| 9.29 | at Georgia | 5 | 25 | 7 | 57 | .316 | 1 | 0 | 12 | 0-1 | 25.5 |
| 10.1 | at Alabama | 4 | 25 | 5 | 56 | .357 | 0 | 0 | 10 | 1-0 | 26.0 |
| 10.6 | at Mizzou | 4 | 18 | 3 | 40 | .375 | 1 | 1 | 11 | 0-0 | 19.0 |
| 10.8 | Ole Miss | 4 | 19 | 2 | 36 | .472 | 0 | 1 | 5 | 0-1 | 20.5 |
| 10.15 | Tennessee | 3 | 13 | 2 | 30 | .367 | 1 | 1 | 8 | 0-0 | 14.0 |
| 10.20 | Mississippi State | 3 | 7 | 1 | 26 | .231 | 0 | 1 | 17 | 0-1 | 8.5 |
| 10.22 | Arkansas | 5 | 17 | 2 | 46 | .326 | 2 | 0 | 8 | 0-0 | 17.0 |
| 10.27 | at LSU | 3 | 11 | 3 | 30 | .267 | 0 | 1 | 8 | 0-0 | 12.0 |
| 11.3 | at South Carolina | 4 | 15 | 3 | 37 | .324 | 1 | 1 | 6 | 1-0 | 17.0 |
| 11.5 | at Florida | 4 | 15 | 5 | 39 | .256 | 0 | 0 | 10 | 0-0 | 15.0 |
| 11.8 | at Auburn | 3 | 12 | 1 | 25 | .440 | 0 | 0 | 4 | 0-0 | 12.0 |
| 11.12 | Georgia | 3 | 16 | 3 | 28 | .464 | 0 | 0 | 7 | 0-0 | 16.0 |
| 11.16 | Texas A&M | 4 | 18 | 7 | 41 | .268 | 1 | 1 | 8 | 0-0 | 19.0 |
| 11.19 | Missouri | 4 | 20 | 6 | 44 | .318 | 1 | 1 | 6 | 0-1 | 21.5 |
| 11.22 | at Arkansas | 3 | 16 | 2 | 40 | .350 | 0 | 0 | 6 | 0-1 | 16.5 |
| 11.25 | Florida | 3 | 9 | 2 | 22 | .318 | 0 | 0 | 10 | 0-0 | 9.0 |

Personal Bests

Kills

Season: 25, twice, last at Alabama (10/1/23)
 SEC: 25, twice, last at Alabama (10/1/23)
 Career: 25, twice, last at Alabama (10/1/23)
 SEC: 25, twice, last at Alabama (10/1/23)

Percentage

Season: .472 vs. Ole Miss (10/8/23)
 SEC: .472 vs. Ole Miss (10/8/23)
 Career: .472 vs. Ole Miss (10/8/23)
 SEC: .472 vs. Ole Miss (10/8/23)

Blocks

Season: 3, twice, last vs. Purdue (9/9/23)
 SEC: 1, eight times, last at Arkansas (11/23/23)
 Career: 3, twice, last vs. Purdue (9/9/23)
 SEC: 1, eight times, last at Arkansas (11/23/23)

Digs

Season: 17 vs. Mississippi State (10/20/23)
 SEC: 17 vs. Mississippi State (10/20/23)
 Career: 17 vs. Mississippi State (10/20/23)
 SEC: 17 vs. Mississippi State (10/20/23)

Aces

Season: 2, vs. Purdue (9/9/23)
 SEC: 1, seven times, last at LSU (11/20/23)
 Career: 2, vs. Purdue (9/9/23)
 SEC: 1, seven times, last at LSU (11/20/23)

Miscellaneous Stats

| Category | Season (Career) |
|------------------------------------|-----------------|
| Matches with 10 or more kills..... | 17 (17) |
| Matches with 10 or more digs..... | 6 (6) |
| Matches with 5 or more blocks..... | 0 (0) |
| Double-doubles..... | 4 (4) |

Season Honors

SEC Freshman of the Year
 SEC All-Freshman Team

Social Media Handles

 @BrooklynDeLeye

 @BrooklynDeLeye0117



PLAYER BIOS

LANE JENKINS

Junior • Setter • 5-9
Versailles, Kentucky • Loyola-Chicago



| Season Averages | Kills | Blocks | Assists | Digs | Aces |
|-----------------|-------|--------|---------|------|------|
| | 0.00 | 0.00 | 0.00 | 0.00 | 0.00 |

Quick Hits

- Transferred in from Loyola-Chicago for the 2022 season
- Resident of Versailles, Ky., a suburb of Lexington

Match-By-Match

DATE VS. SP K E TA PCT. A SA DIG BS-BA PTS.

Personal Bests

Kills
Season:
SEC:
Career: 1 vs. Indiana St. (9/10/22)
SEC:

Percentage
Season:
SEC:
Career:
SEC:

Blocks
Season:
SEC:
Career:
SEC:

Assists
Season:
SEC:
Career: 2 vs. Indiana St. (9/10/22)
SEC:

Digs
Season:
SEC:
Career:
SEC:

Aces
Season:
SEC:
Career:
SEC:

Miscellaneous Stats

| Category | Season (Career) |
|-------------------------------------|-----------------|
| Matches with 10 or more kills | 0 (0) |
| Matches with 10 or more digs..... | 0 (0) |
| Matches with 5 or more blocks | 0 (0) |
| Double-doubles | 0 (0) |

Season Honors

Social Media Handles

@LaneJenkins2003
 @lanejenkins10



PLAYER BIOS

AUDREY WHITWORTH

Sophomore • Defensive Specialist • 5-7
Hardinsburg, Ky. • Breckenridge



19



Season Averages

| Kills | Blocks | Assists | Digs | Aces |
|-------|--------|---------|------|------|
| 0.00 | 0.00 | 0.19 | 1.81 | 0.30 |

Quick Hits

- Missed the two matches with Pittsburgh due to concussion protocol
- Career-high 18 digs vs. Arkansas in 3-2 win over #10 Razorbacks on Oct. 22
- 4 aces vs. Auburn, tying a career-high
- SEC Freshman of the Week (10/17/22)

Match-By-Match

| DATE | Vs. | SP | K | E | TA | PCT. | A | SA | DIG | BS-BA | PTS. |
|-------|-------------------|----|---|---|----|------|---|----|-----|-------|------|
| 8.25 | at Colorado St. | 4 | 0 | 0 | 0 | .000 | 2 | 1 | 3 | 0-0 | 1.0 |
| 8.26 | at N. Colorado | 4 | 0 | 0 | 0 | .000 | 0 | 0 | 5 | 0-0 | 0.0 |
| 9.8 | Houston | 4 | 0 | 0 | 0 | .000 | 0 | 3 | 10 | 0-0 | 3.0 |
| 9.9 | at Purdue | 5 | 0 | 0 | 0 | .000 | 1 | 1 | 7 | 0-0 | 1.0 |
| 9.13 | at Louisville | 3 | 0 | 0 | 0 | .000 | 0 | 0 | 2 | 0-0 | 0.0 |
| 9.17 | at Stanford | 4 | 0 | 0 | 1 | .000 | 1 | 0 | 7 | 0-0 | 0.0 |
| 9.22 | LSU | 4 | 0 | 0 | 0 | .000 | 1 | 2 | 7 | 0-0 | 2.0 |
| 9.24 | Tennessee | 3 | 0 | 0 | 0 | .000 | 0 | 0 | 3 | 0-0 | 0.0 |
| 9.29 | at Georgia | 5 | 0 | 0 | 0 | .000 | 1 | 4 | 8 | 0-0 | 4.0 |
| 10.1 | at Alabama | 4 | 0 | 0 | 0 | .000 | 2 | 3 | 9 | 0-0 | 3.0 |
| 10.6 | at Mizzou | 4 | 0 | 0 | 1 | .000 | 1 | 1 | 6 | 0-0 | 1.0 |
| 10.8 | Ole Miss | 4 | 0 | 0 | 0 | .000 | 0 | 1 | 6 | 0-0 | 1.0 |
| 10.15 | at Tennessee | 3 | 0 | 0 | 0 | .000 | 1 | 0 | 10 | 0-0 | 0.0 |
| 10.20 | Mississippi State | 3 | 0 | 0 | 0 | .000 | 0 | 0 | 6 | 0-0 | 0.0 |
| 10.22 | Arkansas | 5 | 0 | 0 | 0 | .000 | 3 | 2 | 18 | 0-0 | 0.0 |
| 10.27 | at LSU | 3 | 0 | 0 | 0 | .000 | 0 | 0 | 3 | 0-0 | 0.0 |
| 11.3 | at South Carolina | 4 | 0 | 0 | 0 | .000 | 1 | 0 | 8 | 0-0 | 0.0 |
| 11.5 | at Florida | 4 | 0 | 0 | 0 | .000 | 1 | 0 | 7 | 0-0 | 0.0 |
| 11.8 | at Auburn | 3 | 0 | 0 | 0 | .000 | 0 | 4 | 7 | 0-0 | 4.0 |
| 11.12 | Georgia | 3 | 0 | 0 | 0 | .000 | 0 | 0 | 4 | 0-0 | 0.0 |
| 11.16 | Texas A&M | 4 | 0 | 0 | 0 | .000 | 0 | 1 | 12 | 0-0 | 1.0 |
| 11.19 | Missouri | 4 | 0 | 0 | 0 | .000 | 0 | 1 | 3 | 0-0 | 1.0 |
| 11.22 | at Arkansas | 3 | 0 | 0 | 0 | .000 | 2 | 1 | 7 | 0-0 | 0.0 |
| 11.25 | Florida | 3 | 0 | 0 | 0 | .000 | 0 | 2 | 5 | 0-0 | 2.0 |

Personal Bests

Kills

Season:
SEC:
Career: 1 vs. Ole Miss (10/12/22)
SEC: 1 vs. Ole Miss (10/12/22)

Percentage

Season:
SEC:
Career:
SEC:

Blocks

Season:
SEC:
Career:
SEC:

Assists

Season: 3 vs. Arkansas (10/22/23)
SEC: 3 vs. Arkansas (10/22/23)
Career: 3 vs. Arkansas (10/22/23)
SEC: 3 vs. Arkansas (10/22/23)

Digs

Season: 18 vs. Arkansas (10/22/23)
SEC: 18 vs. Arkansas (10/22/23)
Career: 18 vs. Arkansas (10/22/23)
SEC: 18 vs. Arkansas (10/22/23)

Aces

Season: 4, twice, last at Auburn (11/8/23)
SEC: 4, twice, last at Auburn (11/8/23)
Career: 4, three times, last at Auburn (11/8/23)
SEC: 4, three times, last at Auburn (11/8/23)

Miscellaneous Stats

| Category | Season (Career) |
|-------------------------------|-----------------|
| Matches with 10 or more kills | 0 (0) |
| Matches with 10 or more digs | 4 (8) |
| Matches with 5 or more blocks | 0 (0) |
| Double-doubles | 0 (0) |

Season Honors

SEC Freshman of the Week (10/17/22)

Social Media Handles



MATCH-BY-MATCH BOX SCORES



Volleyball Box Score
2023-24 Women's Volleyball
Houston vs Kentucky (09/08/2023 at Holloway Gymnasium)

Box score for Houston vs Kentucky match, including player statistics and team totals.

Attack By Set

Attack By Set table showing sets 1-4 and their respective statistics.

SET SCORES

SET SCORES table showing scores for Houston and Kentucky.

TOTAL TEAM BLOCKS

TOTAL TEAM BLOCKS table showing block statistics for Houston and Kentucky.



Volleyball Box Score
2023-24 Women's Volleyball
#19 Kentucky vs #20 Purdue (09/09/2023 at Holloway Gymnasium)

Box score for #19 Kentucky vs #20 Purdue match, including player statistics and team totals.

Attack By Set

Attack By Set table showing sets 1-5 and their respective statistics.

SET SCORES

SET SCORES table showing scores for #19 Kentucky and #20 Purdue.

TOTAL TEAM BLOCKS

TOTAL TEAM BLOCKS table showing block statistics for #19 Kentucky and #20 Purdue.

Box score for #20 Purdue vs #19 Kentucky match, including player statistics and team totals.

Attack By Set

Attack By Set table showing sets 1-5 and their respective statistics.

SET SCORES

SET SCORES table showing scores for #20 Purdue and #19 Kentucky.

TOTAL TEAM BLOCKS

TOTAL TEAM BLOCKS table showing block statistics for #20 Purdue and #19 Kentucky.

Site: West Lafayette (Holloway Gymnasium)

Date: 09/09/2023 Attend: 2415 Time: 2:24

Referees: Jeff Morris, Cinque Robinson, Krystian Krzyzak, Brian Hemelgarn

Tie Scores and Lead changes table.



Volleyball Box Score
2023-24 Women's Volleyball
#21 Kentucky vs #2 Louisville (09/13/2023 at KFC Yum! Center)

Box score for #21 Kentucky vs #2 Louisville match, including player statistics and team totals.

Attack By Set

Attack By Set table showing sets 1-3 and their respective statistics.

SET SCORES

SET SCORES table showing scores for #21 Kentucky and #2 Louisville.

TOTAL TEAM BLOCKS

TOTAL TEAM BLOCKS table showing block statistics for #21 Kentucky and #2 Louisville.



Volleyball Box Score
2023-24 Women's Volleyball
Kentucky vs Nebraska (09/17/2023 at Bob Devaney Sports Center)

Box score for Kentucky vs Nebraska match, including player statistics and team totals.

Attack By Set

Attack By Set table showing sets 1-3 and their respective statistics.

SET SCORES

SET SCORES table showing scores for Kentucky and Nebraska.

TOTAL TEAM BLOCKS

TOTAL TEAM BLOCKS table showing block statistics for Kentucky and Nebraska.

Site: Lincoln, Nebraska (Bob Devaney Sports Center)

Date: 09/17/2023 Attend: 8531 Time: 2:18

Referees: Craig Wiedel, Todd Karolczak, Kelsi Jurik, Sarah Myers

Tie Scores and Lead changes table.

MATCH-BY-MATCH BOX SCORES



Volleyball Box Score 2023-24 Women's Volleyball Arkansas vs Kentucky (10/22/2023 at Rupp Arena)

| # | Arkansas | Attack | | | Set | Serve | | | Reception | | | Block | | | Pts | | | | | | |
|----|--------------------|--------|-----|----|--------|-------|-----|-----|-----------|-----|------|-------|-----|-----|-----|------|----|----|---|---|------|
| | | K | E | TA | | Pct | SA | SE | TA | Pct | O | RE | Pct | BS | | BA | BE | | | | |
| 2 | Lawson, Jada | 5 | 0 | 0 | 0 | 2 | 10 | 800 | 2 | 0 | 0 | 0 | 0 | 0 | 7.0 | | | | | | |
| 3 | Petties, Sania | 5 | 6 | 2 | 1.82 | 0 | 0 | 0 | 2 | 0 | 1 | 0 | 1 | 0 | 0.5 | | | | | | |
| 7 | Head, Taylor | 5 | 24 | 5 | 33.9 | 3 | 0 | 0 | 1 | 17 | 1000 | 26 | 2 | 929 | 18 | | | | | | |
| 10 | Gillen, Jillian | 5 | 23 | 9 | 64.219 | 1 | 4 | 250 | 4 | 2 | 22 | 909 | 15 | 0 | 15 | 25.5 | | | | | |
| 11 | Cartwright, Maggie | 5 | 8 | 2 | 30.200 | 1 | 6 | 167 | 2 | 1 | 15 | 933 | 0 | 0 | 14 | 10.5 | | | | | |
| 15 | Jackson, Courtney | 5 | 1 | 0 | 0 | 12 | 333 | 4 | 15 | 733 | 45 | 1 | 978 | 11 | 1 | 0 | | | | | |
| 18 | Hogue, Hannah | 5 | 1 | 2 | 500 | 52 | 148 | 351 | 1 | 1 | 15 | 933 | 0 | 0 | 8 | 1.0 | | | | | |
| 23 | Ehiez, Laura | 5 | 2 | 1 | 0 | 0 | 1 | 000 | 0 | 0 | 0 | 0 | 0 | 0 | 1 | 0.5 | | | | | |
| 44 | Evans, Zoi | 5 | 2 | 6 | 333 | 0 | 0 | 0 | 0 | 0 | 0 | 0 | 0 | 4 | 4.0 | | | | | | |
| | TEAM | 5 | 100 | 0 | 0 | 0 | 0 | 0 | 0 | 0 | 0 | 0 | 0 | 0 | 0.0 | | | | | | |
| | Totals | 5 | 63 | 19 | 182 | 242 | 58 | 174 | 333 | 9 | 10 | 98 | 898 | 88 | 3 | 97 | 88 | 12 | 3 | 2 | 78.0 |

Attack By Set

| Set | K | E | TA | Pct | Sidout | Pct |
|-----|----|---|----|-----|--------|-----|
| 1 | 16 | 2 | 36 | 389 | 12-17 | 70% |
| 2 | 10 | 5 | 34 | 147 | 12-24 | 50% |
| 3 | 14 | 5 | 39 | 231 | 12-25 | 48% |
| 4 | 14 | 2 | 47 | 255 | 13-19 | 68% |
| 5 | 9 | 5 | 26 | 154 | 6-15 | 40% |

TOTAL TEAM BLOCKS: 6.0

SET SCORES 1 2 3 4 5 **Team records:**

Arkansas (2) 25 16 22 25 10 18-3, 8-1

Kentucky (3) 16 25 25 19 15 10-7, 8-1



Volleyball Box Score LSU vs. No. 15 Kentucky Kentucky vs LSU (10/27/2023 at Maravich Assembly Center)

| # | Kentucky | Attack | | | Set | Serve | | | Reception | | | Block | | | Pts | | | | | | |
|----|--------------------|--------|----|----|--------|-------|----|-----|-----------|-----|------|-------|-----|-----|------|-----|----|---|-----|------|------|
| | | K | E | TA | | Pct | SA | SE | TA | Pct | O | RE | Pct | BS | | BA | BE | | | | |
| 1 | Wilson, Megan | 3 | 9 | 3 | 24.250 | 0 | 0 | 0 | 1 | 0 | 0 | 0 | 0 | 0 | 1.5 | | | | | | |
| 4 | Grome, Emma | 3 | 0 | 0 | 0.000 | 37 | 89 | 416 | 2 | 12 | 833 | 0 | 0 | 0 | 9.0 | | | | | | |
| 6 | Beavin, Eleanor | 3 | 1 | 1 | 1000 | 2 | 9 | 222 | 3 | 15 | 1000 | 5 | 1 | 833 | 10 | | | | | | |
| 10 | Rutherford, Reagan | 3 | 11 | 4 | 22.318 | 2 | 0 | 0 | 0 | 0 | 0 | 0 | 0 | 0 | 11.5 | | | | | | |
| 11 | Goetzinger, Elise | 3 | 7 | 4 | 19.158 | 0 | 0 | 0 | 0 | 1 | 9 | 1000 | 0 | 2 | 1 | 8.5 | | | | | |
| 12 | Tuozzo, Molly | 3 | 0 | 0 | 0.000 | 1 | 6 | 167 | 2 | 1 | 6 | 938 | 11 | 1 | 917 | 11 | | | | | |
| 15 | Tealar, Azhani | 3 | 5 | 2 | 12.250 | 0 | 2 | 0 | 0 | 0 | 0 | 0 | 0 | 0 | 3 | 6.5 | | | | | |
| 17 | DeLeye, Brooklyn | 3 | 11 | 3 | 30.267 | 2 | 0 | 0 | 0 | 0 | 0 | 0 | 0 | 11 | 14 | 929 | 10 | 1 | 0 | 12.0 | |
| 19 | Whitworth, Audrey | 3 | 0 | 0 | 0.000 | 0 | 0 | 0 | 0 | 0 | 0 | 0 | 0 | 1 | 8 | 75 | 17 | 1 | 944 | 3 | |
| | TEAM | 3 | 0 | 0 | 0 | 0 | 0 | 0 | 0 | 0 | 0 | 0 | 0 | 0 | 0 | 0 | 0 | 0 | 0 | 0 | 0.0 |
| | Totals | 3 | 44 | 16 | 112 | 250 | 40 | 112 | 357 | 7 | 5 | 74 | 932 | 49 | 5 | 907 | 41 | 8 | 1 | 2 | 55.0 |

Attack By Set

| Set | K | E | TA | Pct | Sidout | Pct |
|-----|----|---|----|-----|--------|-----|
| 1 | 19 | 4 | 34 | 441 | 12-19 | 63% |
| 2 | 13 | 8 | 43 | 116 | 16-24 | 66% |
| 3 | 12 | 4 | 35 | 229 | 12-19 | 63% |

TOTAL TEAM BLOCKS: 4.0

SET SCORES 1 2 3 **Team records:**

Kentucky (3) 25 26 25 11-7, 9-1

LSU (0) 18 24 18 8-11, 9-6

| # | LSU | Attack | | | Set | Serve | | | Reception | | | Block | | | Pts | | | | | | | |
|----|-------------------|--------|----|----|--------|-------|----|-----|-----------|-----|-----|-------|-----|-----|------|-----|-----|----|------|-----|-----|------|
| | | K | E | TA | | Pct | SA | SE | TA | Pct | O | RE | Pct | BS | | BA | BE | | | | | |
| 1 | Hill, Samarah | 3 | 3 | 4 | 750 | 0 | 0 | 0 | 1 | 0 | 0 | 0 | 0 | 0 | 0 | 3.0 | | | | | | |
| 2 | Flickinger, Paige | 3 | 4 | 4 | 17.000 | 6 | 0 | 0 | 1 | 11 | 909 | 16 | 1 | 941 | 6 | 2 | 6.0 | | | | | |
| 5 | Robinson, Jurnee | 3 | 11 | 8 | 40.075 | 4 | 0 | 0 | 0 | 2 | 14 | 857 | 14 | 1 | 933 | 3 | 4 | 0 | 14.0 | | | |
| 8 | Hemmings, Ella | 3 | 0 | 0 | 0.000 | 1 | 0 | 0 | 0 | 0 | 0 | 0 | 0 | 0 | 0 | 0 | 0 | 0 | 0 | 0.0 | | |
| 9 | Dotson, Sanaa | 3 | 1 | 0 | 0.000 | 0 | 0 | 0 | 0 | 0 | 0 | 0 | 0 | 1 | 500 | 0 | 0 | 0 | 0 | 0.0 | | |
| 10 | Carmichael, Erin | 3 | 1 | 0 | 0.000 | 1 | 11 | 389 | 2 | 1 | 9 | 389 | 24 | 1 | 1000 | 6 | 0 | 0 | 0 | 2.0 | | |
| 11 | Anwuti, Anita | 3 | 8 | 12 | 697 | 0 | 0 | 0 | 0 | 2 | 3 | 333 | 0 | 0 | 0 | 3 | 0 | 0 | 0 | 9.5 | | |
| 16 | Echter, Ellie | 3 | 2 | 1 | 8.125 | 0 | 0 | 0 | 0 | 0 | 0 | 0 | 0 | 3 | 1000 | 4 | 1 | 0 | 0 | 3.0 | | |
| 17 | Roberson, Alexis | 3 | 2 | 1 | 9.225 | 0 | 2 | 0 | 0 | 0 | 0 | 0 | 0 | 0 | 0 | 0 | 0 | 0 | 0 | 1.0 | | |
| 22 | Waak, Maddie | 3 | 1 | 2 | 500 | 19 | 48 | 396 | 1 | 2 | 0 | 800 | 0 | 0 | 0 | 6 | 0 | 0 | 0 | 5.0 | | |
| 23 | Dennis, Jade | 3 | 1 | 0 | 0.000 | 1 | 1 | 000 | 0 | 0 | 0 | 0 | 0 | 0 | 0 | 0 | 0 | 0 | 0 | 0 | 1.5 | |
| 29 | Mitt, Emily | 3 | 0 | 0 | 0.000 | 9 | 1 | 25 | 300 | 0 | 8 | 1000 | 1 | 1 | 1000 | 4 | 0 | 0 | 0 | 0 | 0.0 | |
| | TEAM | 3 | 32 | 15 | 97 | 175 | 29 | 1 | 98 | 296 | 5 | 8 | 62 | 871 | 62 | 7 | 899 | 32 | 1 | 14 | 1 | 45.0 |

Attack By Set

| Set | K | E | TA | Pct | Sidout | Pct |
|-----|----|---|----|-----|--------|-----|
| 1 | 11 | 2 | 29 | 310 | 11-24 | 45% |
| 2 | 10 | 8 | 33 | 061 | 16-26 | 61% |
| 3 | 11 | 5 | 35 | 171 | 11-24 | 45% |

TOTAL TEAM BLOCKS: 8.0

SET SCORES 1 2 3 **Team records:**

Kentucky (3) 25 26 25 11-7, 9-1

LSU (0) 18 24 18 8-11, 9-6

Site: Baton Rouge, La. (Maravich Assembly Center)
Date: 10/27/2023 Attend: 1340 Time: 1:33
Referees: Kevin Wendelboe, Lena Gustafson, Chris Laird

Tie Scores 1 2 3 **Total**
4 6 7 17
Lead changes 3 2 1 6

Official Volleyball Box Score Kentucky vs South Carolina November 03, 2023 at Columbia, S.C.



#13 Kentucky (11-7, 9-1 SEC) -- 2

| # | Kentucky | Attack | | | Set | Serve | | | Reception | | | Block | | | Pts |
|----|-------------------|--------|----|----|---------|-------|-----|----|-----------|----|-----|-------|----|----|------|
| | | S | K | E | | TA | Pct | SA | SE | RE | Dig | BS | BA | BE | |
| 17 | Brooklyn DeLeye | 4 | 15 | 3 | 37.324 | 1 | 1 | 2 | 0 | 8 | 1 | 0 | 1 | 0 | 17.0 |
| 15 | Azhani Tealar | 4 | 13 | 3 | 17.588 | 0 | 0 | 0 | 0 | 1 | 4 | 0 | 0 | 0 | 16.0 |
| 10 | Reagan Rutherford | 4 | 10 | 2 | 22.364 | 0 | 0 | 0 | 0 | 1 | 0 | 3 | 1 | 0 | 11.5 |
| 11 | Elise Goetzinger | 4 | 7 | 3 | 19.211 | 0 | 1 | 0 | 0 | 0 | 1 | 1 | 0 | 0 | 9.5 |
| 13 | Erin Lamb | 2 | 5 | 1 | 13.308 | 0 | 0 | 0 | 0 | 1 | 0 | 0 | 0 | 0 | 5.0 |
| 1 | Megan Wilson | 2 | 3 | 4 | 9.111 | 0 | 0 | 0 | 0 | 0 | 0 | 1 | 0 | 0 | 3.5 |
| 4 | Emma Grome | 4 | 2 | 1 | 4.250 | 50 | 1 | 4 | 0 | 5 | 1 | 1 | 0 | 0 | 4.5 |
| 12 | Molly Tuozzo | 4 | 1 | 0 | 0.000 | 2 | 2 | 1 | 1 | 6 | 0 | 0 | 0 | 0 | 3.0 |
| 6 | Eleanor Beavin | 4 | 0 | 0 | 0.000 | 2 | 4 | 2 | 1 | 17 | 0 | 0 | 0 | 0 | 4.0 |
| 19 | Audrey Whitworth | 4 | 0 | 0 | 0.000 | 1 | 0 | 1 | 0 | 8 | 0 | 0 | 0 | 0 | 0.0 |
| | Totals | 4 | 56 | 17 | 122.320 | 56 | 9 | 10 | 2 | 44 | 4 | 10 | 2 | 0 | 74 |

TOTAL TEAM BLOCKS: 9.0

SIDEOUT PCT: 72%

POINT SCORING PCT: 42.4%

Team Attack By Set

| Set | K | E | TA | Pct |
|-----|----|---|----|-----|
| 1 | 13 | 4 | 22 | 409 |
| 2 | 12 | 8 | 28 | 321 |
| 3 | 13 | 8 | 41 | 122 |
| 4 | 18 | 2 | 31 | 516 |

GAME SCORES 1 2 3 4 **Records:**

Kentucky (2) 25 25 18 25 11-7, 9-1 SEC

South Carolina (1) 17 17 25 15 8-12, 2-9 SEC

South Carolina (8-12, 2-9 SEC) -- 1

| # | South Carolina | Attack | | | Set | Serve | | | Reception | | | Block | | | Pts |
|----|-------------------|--------|----|----|---------|-------|-----|----|-----------|----|-----|-------|----|----|------|
| | | S | K | E | | TA | Pct | SA | SE | RE | Dig | BS | BA | BE | |
| 20 | Riley Whitesides | 4 | 15 | 5 | 31.323 | 0 | 1 | 2 | 2 | 7 | 0 | 2 | 0 | 0 | 17.0 |
| 1 | Lauren McCutcheon | 4 | 11 | 3 | 31.258 | 0 | 0 | 0 | 0 | 1 | 8 | 0 | 2 | 0 | 12.0 |
| 25 | Campbell Paris | 4 | 9 | 4 | 23.217 | 0 | 0 | 0 | 0 | 3 | 0 | 1 | 0 | 0 | 9.5 |
| 14 | Klune Fletcher | 2 | 4 | 3 | 10.100 | 0 | 0 | 0 | 0 | 2 | 0 | 1 | 0 | 0 | 4.5 |
| 16 | Oby Anadi | 4 | 4 | 2 | 12.167 | 0 | 0 | 0 | 0 | 1 | 1 | 3 | 1 | 0 | 6.5 |
| 5 | Tireh Smith | 2 | 2 | 1 | 6.167 | 0 | 0 | 0 | 0 | 0 | 0 | 0 | 0 | 0 | 2.0 |
| 9 | Elie Ruprich | 4 | 0 | 1 | 7.143 | 0 | 0 | 0 | 0 | 0 | 1 | 3 | 0 | 0 | 2.5 |
| 15 | Claire Wilson | 4 | 0 | 0 | 0.000 | 19 | 0 | 3 | 0 | 5 | 0 | 0 | 0 | 0 | 0.0 |
| 2 | Hanna Bissler | 4 | 0 | 0 | 0.000 | 0 | 0 | 0 | 0 | 1 | 0 | 0 | 0 | 0 | 0.0 |
| 22 | Morgan Carter | 4 | 0 | 0 | 0.000 | 4 | 0 | 1 | 5 | 7 | 0 | 0 | 0 | 0 | 0.0 |
| 24 | Kimmie Thompson | 4 | 0 | 0 | 0.000 | 20 | 1 | 2 | 0 | 4 | 0 | 0 | 0 | 0 | 1.0 |
| | Totals | 4 | 45 | 19 | 120.217 | 45 | 2 | 8 | 9 | 38 | 2 | 12 | 1 | 0 | 55 |

TOTAL TEAM BLOCKS: 8.0

SIDEOUT PCT: 57.6%

POINT SCORING PCT: 28%

Team Attack By Set

| Set | K | E | TA | Pct |
|-----|----|---|----|-----|
| 1 | 10 | 6 | 25 | 160 |
| 2 | 11 | 9 | 35 | 057 |
| 3 | 14 | 2 | 33 | 364 |
| 4 | 10 | 2 | 27 | 286 |

Game Scores 1 2 3 4 **Total**

South Carolina (1) 17 17 25 15 8-12, 2-9 SEC

Kentucky (2) 25 25 18 25 11-7, 9-1 SEC

Referees: Keith Wages, David Dufrene, Roque Urena, Jamaal Brown;

Tie Scores 12 0 5 4 21
Lead changes 4 0 2 3 9



MATCH-BY-MATCH BOX SCORES



Volleyball Box Score
2023-24 Women's Volleyball
 Kentucky vs Arkansas (11/22/2023 at Barnhill Arena)

| # | Kentucky | 1 2 3 4 5 | Attack | | | Set | | | Serve | | | Reception | | | Block | | | Pts | | | | | |
|--------|--------------------|-----------|--------|----|----|------|-----|------|-------|------|------|-----------|-------|------|-------|------|-------|------|-----|----|----|----|------|
| | | | S | K | E | TA | Pct | Asst | Err | TA | Pct | SA | SE | TA | Pct | 0 | RE | | Pct | Dg | BS | BA | BE |
| 4 | Grome, Emma | ■ ■ ■ | 3 | 1 | 1 | .000 | 36 | 1 | 98 | .367 | 1 | 13 | .923 | 1 | 7 | 1 | 6 | 3.0 | | | | | |
| 6 | Beavin, Eleanor | L L L | 3 | | | .000 | 3 | 5 | 600 | | 1 | 2 | 19 | .896 | 12 | 1 | 923 | 19 | | | | | |
| 10 | Rutherford, Reagan | ■ ■ ■ | 3 | 10 | 4 | .26 | 231 | | .000 | | | .000 | 2 | 2 | 1,000 | 3 | 6 | 13.0 | | | | | |
| 11 | Goetzinger, Elise | ■ ■ ■ | 3 | 4 | 2 | .18 | 111 | | 1.000 | 2 | 2 | 10 | .800 | | .000 | 2 | 7 | 7.5 | | | | | |
| 12 | Tuozzo, Molly | ■ ■ ■ | 3 | | | .000 | 2 | 9 | 222 | | 1 | 1 | 9 | .889 | | .000 | 10 | 1.0 | | | | | |
| 13 | Lamb, Erin | □ □ □ | 3 | 12 | 2 | .44 | 447 | | .000 | | | .000 | | | .000 | 5 | 1 | 12.0 | | | | | |
| 15 | Tealer, Azhani | ■ ■ ■ | 3 | 3 | 3 | .00 | 300 | | .000 | | | .000 | | | .000 | | 6 | 6.0 | | | | | |
| 17 | DeLeye, Brooklyn | ■ ■ ■ | 3 | 16 | 2 | .40 | 350 | | 1.000 | | | 9 | 1,000 | 16 | 1 | 941 | 8 | 16.5 | | | | | |
| 19 | Whitworth, Audrey | □ □ □ | 3 | | | .000 | 2 | 2 | 1,000 | | 1 | 1 | 15 | .933 | 17 | 1 | 944 | 7 | | | | | |
| TEAM | | □ □ □ | 3 | | | .000 | | | .000 | | | .000 | | | .000 | 1 | 1,000 | | | | | | |
| Totals | | | 3 | 45 | 13 | .118 | 271 | 43 | 1 | 116 | .371 | 3 | 7 | 75 | .907 | 47 | 4 | 922 | 59 | 26 | 1 | | 61.0 |

Attack By Set

| Set | K | E | TA | Pct | Sidout | Pct |
|-----|----|---|----|------|--------|-----|
| 1 | 16 | 3 | 39 | .333 | 15-19 | 78% |
| 2 | 11 | 5 | 29 | .207 | 9-15 | 60% |
| 3 | 18 | 5 | 50 | .260 | 15-24 | 62% |

TOTAL TEAM BLOCKS **13.0**

SET SCORES 1 2 3 **Team records:**

| | | | | | |
|----------|-----|----|----|----|------------|
| Kentucky | (3) | 25 | 25 | 26 | 18-7, 16-1 |
| Arkansas | (0) | 19 | 14 | 24 | 24-5, 14-3 |

| # | Arkansas | 1 2 3 4 5 | Attack | | | Set | | | Serve | | | Reception | | | Block | | | Pts | | | | | | |
|--------|--------------------|-----------|--------|----|----|------|-----|------|-------|-----|------|-----------|-------|------|-------|-----|-------|------|-----|----|----|----|------|-----|
| | | | S | K | E | TA | Pct | Asst | Err | TA | Pct | SA | SE | TA | Pct | 0 | RE | | Pct | Dg | BS | BA | BE | BHE |
| 2 | Lawson, Jada | □ □ □ | 3 | | | .000 | | | .000 | | 2 | 11 | .818 | | .000 | | | 0.0 | | | | | | |
| 3 | Petties, Sania | ■ ■ ■ | 3 | 3 | 3 | .00 | 300 | | .000 | | 1 | 1 | 1,000 | | .000 | | 2 | 4.0 | | | | | | |
| 7 | Head, Taylor | ■ ■ ■ | 3 | 8 | 5 | .28 | 107 | | .000 | | 6 | 1,000 | 24 | 1 | 980 | 7 | 1 | 9.5 | | | | | | |
| 10 | Gillen, Jillian | ■ ■ ■ | 3 | 10 | 8 | .36 | 056 | | .000 | 2 | 3 | 16 | .812 | 25 | 1 | 962 | 8 | 13.0 | | | | | | |
| 11 | Cartwright, Maggie | ■ ■ ■ | 3 | 7 | 4 | .24 | 125 | | 1.000 | 1 | 1 | 9 | .889 | 2 | 1 | 667 | 10 | 8.5 | | | | | | |
| 15 | Jackson, Courtney | L L L | 3 | | | .000 | 10 | 10 | 1,000 | | 1 | 1 | 8 | .875 | 13 | 1 | 1,000 | 13 | | | | | | |
| 18 | Hogue, Hannah | ■ ■ ■ | 3 | 1 | 1 | .40 | 28 | 95 | 295 | | 8 | 1,000 | | .000 | 11 | 1 | 1.5 | | | | | | | |
| 44 | Evans, Zoi | ■ ■ ■ | 3 | 3 | 7 | .43 | 229 | | .000 | | | .000 | | .000 | | 3 | 4.5 | | | | | | | |
| TEAM | | ■ ■ ■ | 3 | | | .000 | | | .000 | | | .000 | | .000 | | | 0.0 | | | | | | | |
| Totals | | | 3 | 32 | 21 | .114 | 096 | 28 | 1 | 108 | .259 | 4 | 7 | 58 | .879 | 65 | 3 | 956 | 49 | 1 | 10 | | 42.0 | |

Attack By Set

| Set | K | E | TA | Pct | Sidout | Pct |
|-----|----|---|----|------|--------|-----|
| 1 | 12 | 7 | 43 | .118 | 15-25 | 60% |
| 2 | 5 | 9 | 26 | .154 | 8-24 | 33% |
| 3 | 15 | 5 | 45 | .222 | 15-26 | 57% |

TOTAL TEAM BLOCKS **6.0**

Site: Fayetteville (Barnhill Arena)

Date: 11/22/2023 Attend: 2947 Time: 1:31
 Referees: Ronald Pelham, Joseph Gustafson, Jim Hauskey, Jarrod Dorch

| | | | | |
|--------------|---|---|----|-------|
| Tie Scores | 1 | 2 | 3 | Total |
| Lead changes | 6 | 0 | 14 | 20 |
| | 1 | 0 | 5 | 6 |



Volleyball Box Score
2023-24 Women's Volleyball
 Florida vs Kentucky (11/25/2023 at Memorial Coliseum)

| # | Florida | 1 2 3 4 5 | Attack | | | Set | | | Serve | | | Reception | | | Block | | | Pts | | | | | | | |
|--------|-----------------|-----------|--------|----|----|------|-----|------|-------|-----|-----|-----------|------|------|-------|-------|-------|-----|-----|----|----|----|-----|------|------|
| | | | S | K | E | TA | Pct | Asst | Err | TA | Pct | SA | SE | TA | Pct | 0 | RE | | Pct | Dg | BS | BA | BE | BHE | |
| 0 | Fitzpatrick, AC | ■ ■ □ | 3 | 1 | 4 | .15 | 200 | | .000 | | | .000 | 3 | 1 | 750 | 3 | 1 | 2 | 1 | 2 | 1 | | 3.0 | | |
| 3 | Hoyte, Emerson | □ | 1 | | | .000 | | | .000 | | 1 | 1,000 | | .000 | | | | 0.0 | | | | | | | |
| 4 | Victoria, Sofia | ■ ■ ■ | 3 | 7 | 5 | .23 | 087 | | .000 | | 1 | 9 | .889 | 4 | 1 | 1,000 | 3 | 2 | 1 | | | | | 9.5 | |
| 6 | Okamnor, Mnedi | ■ ■ ■ | 3 | 5 | 7 | .714 | | | .000 | | | .000 | | .000 | | 1 | 1,000 | 1 | 5 | 1 | | | | 8.5 | |
| 7 | Canan, Emily | ■ ■ ■ | 3 | 1 | 1 | .100 | | | .000 | 2 | 2 | 100 | | 1 | 9 | .875 | 27 | 1 | 964 | 5 | | | | | 0.0 |
| 8 | Adams, Trinity | □ □ □ | 3 | | | .000 | | | .000 | 2 | 2 | 11 | .818 | 17 | 1 | 1,000 | 2 | | | | | | | 0.0 | |
| 10 | Essix, Gabbi | □ □ □ | 3 | 7 | 12 | .583 | | | .000 | | | .000 | | .000 | | 3 | 2 | 2 | | | | | | 8.0 | |
| 14 | Muff, Kennedy | ■ ■ ■ | 3 | | | .000 | 30 | 81 | 370 | | 1 | 1 | 12 | .917 | | .000 | 4 | 1 | 1 | 1 | | | | 1.5 | |
| 15 | Gravlee, Madi | □ | 1 | | | .000 | | | .000 | | | .000 | | .000 | | | | | | | | | | 0.5 | |
| 18 | Martin, Kennedy | ■ ■ ■ | 3 | 14 | 5 | .37 | 243 | | 1.000 | 4 | 10 | 800 | | .000 | 3 | 1 | 2 | | | | | | | | 16.5 |
| 23 | McKissock, Elli | L L L | 3 | | | .000 | 1 | 7 | 143 | | 1 | 9 | .889 | 12 | 1 | 923 | 14 | | | | | | | | 0.0 |
| TEAM | | | 3 | | | .000 | | | .000 | | | .000 | | .000 | | | | | | | | | | | 0.0 |
| Totals | | | 3 | 34 | 15 | .97 | 196 | 31 | 93 | 333 | 1 | 10 | 60 | .833 | 63 | 4 | 940 | 37 | 5 | 14 | 3 | 1 | | 47.0 | |

Attack By Set

| Set | K | E | TA | Pct | Sidout | Pct |
|-----|----|---|----|------|--------|-----|
| 1 | 10 | 3 | 29 | .241 | 12-25 | 48% |
| 2 | 12 | 7 | 38 | .132 | 17-24 | 70% |
| 3 | 12 | 5 | 30 | .233 | 15-25 | 60% |

TOTAL TEAM BLOCKS **12.0**

SET SCORES 1 2 3 **Team records:**

| | | | | | |
|----------|-----|----|----|----|------------|
| Florida | (0) | 18 | 21 | 20 | 18-9, 10-8 |
| Kentucky | (3) | 25 | 25 | 25 | 19-7, 17-1 |

| # | Kentucky | 1 2 3 4 5 | Attack | | | Set | | | Serve | | | Reception | | | Block | | | Pts | | | | | | | |
|--------|--------------------|-----------|--------|----|----|------|-----|-------|-------|------|-------|-----------|-------|------|-------|-------|-----|-----|-----|----|----|----|----|-----|------|
| | | | S | K | E | TA | Pct | Asst | Err | TA | Pct | SA | SE | TA | Pct | 0 | RE | | Pct | Dg | BS | BA | BE | BHE | |
| 4 | Grome, Emma | ■ ■ ■ | 3 | 2 | 1 | .4 | 250 | 37 | 90 | .411 | 2 | 13 | .846 | | .000 | 2 | | | 2.0 | | | | | | |
| 6 | Beavin, Eleanor | L L L | 3 | | | .000 | 1 | 3 | 333 | | 1 | 13 | .923 | 15 | 1 | 938 | 14 | | | | | | | | 0.0 |
| 9 | Walker, Riah | □ | 1 | | | .000 | 25 | 1 | 1,000 | | 1 | 1 | 1,000 | 1 | | 1,000 | 1 | | | | | | | 0.0 | |
| 10 | Rutherford, Reagan | ■ ■ ■ | 3 | 15 | 3 | .27 | 444 | | .000 | | 1 | 10 | 1,000 | 2 | | 1,000 | 4 | | | | | | | | 17.0 |
| 11 | Goetzinger, Elise | ■ ■ ■ | 3 | 4 | 4 | .16 | 000 | | .000 | 1 | 1 | 10 | .900 | 2 | | 1,000 | | | | | | | | | 5.0 |
| 12 | Tuozzo, Molly | ■ ■ ■ | 3 | | | .000 | 2 | 200 | 1 | 16 | 1,000 | | .000 | 6 | | 1,000 | | | | | | | | | 1.0 |
| 13 | Lamb, Erin | □ □ □ | 3 | 11 | 4 | .28 | 250 | 1 | 2 | 500 | | .000 | | .000 | 4 | 1 | 1 | | | | | | | | 11.5 |
| 15 | Tealer, Azhani | ■ ■ ■ | 3 | 4 | 2 | .12 | 167 | | .000 | | | .000 | 4 | 1 | 1,000 | 1 | 5 | | | | | | | | 6.5 |
| 17 | DeLeye, Brooklyn | ■ ■ ■ | 3 | 9 | 2 | .22 | 318 | | 1.000 | 2 | 12 | 833 | 14 | 1 | 1,000 | 10 | | | | | | | | | 9.0 |
| 19 | Whitworth, Audrey | □ □ □ | 3 | | | .000 | 1 | 1,000 | 2 | 1 | 9 | .889 | 10 | 1 | 1,000 | 5 | | | | | | | | | 2.0 |
| TEAM | | | 3 | | | .000 | | | .000 | | | .000 | | .000 | | | | | | | | | | | 0.0 |
| Totals | | | 3 | 45 | 16 | .109 | 298 | 39 | 99 | 394 | 4 | 7 | 74 | .905 | 49 | 1 | 980 | 43 | 10 | 1 | | | | | 54.0 |

Attack By Set

| Set | K | E | TA | Pct | Sidout | Pct |
|-----|----|---|----|------|--------|-----|
| 1 | 19 | 7 | 35 | .343 | 12-18 | 60% |
| 2 | 11 | 5 | 39 | .154 | 18-22 | 81% |
| 3 | 15 | 4 | 35 | .314 | 15-20 | 75% |

TOTAL TEAM BLOCKS **5.0**

Site: Lexington (Memorial Coliseum)

Date: 11/25/2023 Attend: 4091 Time: 1:45
 Referees: Jung Park, Bill Thornburgh

| | | | | |
|--------------|---|---|---|-------|
| Tie Scores | 1 | 2 | 3 | Total |
| Lead changes | 7 | 6 | 0 | 13 |

KENTUCKY[®]

VOLLEYBALL

ALL-TIME LEADERS

CAREER RECORDS

| Sets Played | | |
|---------------------|-----|---------|
| 1. Jane Belanger | 491 | 1990-93 |
| 2. Stephanie Klefot | 489 | 2009-12 |
| 3. Ann Hall | 487 | 1989-93 |
| 4. Lisa Bokovoy | 486 | 1985-88 |
| Lauren Rapp | 486 | 2007-10 |
| Sarah Rumely | 486 | 2006-09 |
| 7. Jackie Napper | 478 | 2011-14 |
| 8. Whitney Billings | 476 | 2010-13 |
| 9. Queen Nzenwa | 464 | 2005-08 |
| Becky Pavan | 464 | 2008-11 |

| Assists | | |
|-----------------------|-------|---------|
| 1. Sarah Rumely | 5,703 | 2006-09 |
| 2. Laura Linder | 5,425 | 1987-90 |
| 3. Madison Lilley | 4,962 | 2017-21 |
| 4. Jane Belanger | 4,861 | 1990-93 |
| 5. Morgan Bergren | 3,814 | 2012-15 |
| 6. Leigh Marcum | 3,683 | 2002-05 |
| 7. Christine Hartmann | 3,497 | 2009-12 |
| 8. Irene Smyth | 3,195 | 1983-86 |
| 9. Whitney Sample | 2,880 | 1998-01 |
| 10. Ainsley Grimes | 2,824 | 1993-96 |

| Digs | | |
|---------------------|-------|---------|
| 1. Jenni Casper | 2,037 | 2003-07 |
| 2. Stephanie Klefot | 1,924 | 2009-12 |
| 3. BriAnne Sauer | 1,634 | 2006-09 |
| 4. Ashley Dusek | 1,574 | 2014-17 |
| 5. Gabby Curry | 1,564 | 2017-21 |
| 6. Jackie Napper | 1,516 | 2011-14 |
| 7. Whitney Billings | 1,242 | 2010-13 |
| 8. Katie Eiserman | 1,194 | 1996-99 |
| 9. Ann Hall | 1,139 | 1989-93 |
| 10. Sarah Spinner | 1,127 | 2001-04 |

| Kills | | |
|---------------------|-------|---------|
| 1. Leah Edmond | 1,978 | 2016-10 |
| 2. Molly Dresibach | 1,737 | 1992-95 |
| 3. Lisa Bokovoy | 1,657 | 1985-88 |
| 4. Sarah Spinner | 1,565 | 2001-04 |
| 5. Whitney Billings | 1,393 | 2010-13 |
| 6. Krista Robinson | 1,389 | 1991-93 |
| 7. Kristen Batt | 1,387 | 1999-02 |
| 8. Alli Stumler | 1,386 | 2018-21 |
| 9. Katie Eiserman | 1,358 | 1996-99 |
| 10. Lauren Rapp | 1,280 | 2007-10 |

| Service Aces | | |
|--------------------|-----|---------|
| 1. Sarah Rumely | 165 | 2006-09 |
| 2. Krista Robinson | 159 | 1991-93 |
| 3. Irene Smyth | 153 | 1983-86 |
| 4. Lisa Bokovoy | 147 | 1985-88 |
| 5. Sarah Spinner | 145 | 2001-04 |
| 6. Laura Linder | 135 | 1987-90 |
| 7. Lori Erpenbeck | 129 | 1981-84 |
| Lauren Rapp | 129 | 2007-10 |
| 9. Jane Belanger | 126 | 1990-93 |
| 10. Jill Ackerman | 114 | 1983-86 |

| Attack Attempts | | |
|---------------------|-------|---------|
| 1. Leah Edmond | 4,655 | 2016-19 |
| 2. Molly Dresibach | 4,296 | 1992-95 |
| 3. Sarah Spinner | 4,172 | 2001-04 |
| 4. Kristen Batt | 3,907 | 1999-02 |
| Alli Stumler | 3,907 | 2018-21 |
| 6. Katie Eiserman | 3,876 | 1996-99 |
| 7. Lisa Bokovoy | 3,729 | 1985-88 |
| 8. Whitney Billings | 3,504 | 2010-13 |
| 9. Krista Robinson | 3,475 | 1991-93 |
| 10. Lauren O'Conner | 3,276 | 2011-14 |

| Block Solos | | |
|---------------------|-----|---------|
| 1. Lisa Bokovoy | 210 | 1985-88 |
| 2. Marsha Bond | 148 | 1980-83 |
| 3. Karolyn Kirby | 111 | 1983 |
| 4. Lori Erpenbeck | 99 | 1981-84 |
| 5. Eunice Thomas | 85 | 1990-93 |
| 6. Jill Ackerman | 80 | 1983-86 |
| 7. Lisa Dausman | 76 | 1983-87 |
| 8. Anglea Salvatore | 74 | 1989-92 |
| 9. Cathy DeBuono | 71 | 1988-91 |
| 10. Jaclyn Homan | 68 | 1996-99 |

| Attack Percentage (min. 1000 attempts) | | |
|---|------|---------|
| 1. Marsha Bond | .380 | 1980-83 |
| 2. Kaz Brown | .357 | 2014-17 |
| 3. Alexandra Morgan | .355 | 2010-13 |
| 4. Eunice Thomas | .342 | 1990-93 |
| 5. Emily Franklin | .341 | 2014-17 |
| 6. Queen Nzenwa | .335 | 2005-08 |
| 7. Lisa Bokovoy | .329 | 1985-88 |
| 8. Karolyn Kirby | .311 | 1983 |
| 9. Lori Erpenbeck | .305 | 1981-84 |
| 10. Brooke Morgan | .303 | 2015-18 |

| Block Assists | | |
|-------------------|-----|---------|
| 1. Queen Nzenwa | 557 | 2005-08 |
| 2. Kaz Brown | 509 | 2014-17 |
| 3. Lauren Rapp | 423 | 2007-10 |
| 4. Becky Pavan | 403 | 2008-11 |
| 5. Lisa Bokovoy | 400 | 1985-88 |
| 6. Emily Franklin | 357 | 2014-17 |
| 7. Eunice Thomas | 355 | 1990-93 |
| 8. Jaclyn Homan | 353 | 1996-99 |
| 9. Jenny Muzzey | 347 | 1995-98 |
| 10. Mara Eglitis | 344 | 1992-95 |

KENTUCKY[®]

VOLLEYBALL

ALL-TIME LEADERS

INDIVIDUAL SEASON

| Sets Played | | |
|---------------------|------|-----|
| 1. Irene Smyth | 1985 | 140 |
| 2. Machelie Elliott | 1985 | 138 |
| 3. Lisa Bokovoy | 1985 | 137 |
| Mara Eglitis | 1994 | 137 |
| 5. Jill Ackerman | 1985 | 135 |
| 6. Jody Hopkinson | 1985 | 133 |
| Jane Belanger | 1991 | 133 |
| 8. Sandra Lunney | 1985 | 132 |
| 9. Ann Hall | 1991 | 130 |
| Eunice Thomas | 1991 | 130 |
| Molly Dreisbach | 1994 | 130 |

| Kills | | |
|--------------------|------|-----|
| 1. Marsha Bond | 1983 | 874 |
| 2. Molly Dreisbach | 1994 | 653 |
| 3. Karolyn Kirby | 1983 | 618 |
| 4. Leah Edmond | 2017 | 539 |
| 5. Sarah Mendoza | 2009 | 519 |
| 6. LaTanya Webb | 1997 | 516 |
| 7. Lisa Bokovoy | 1988 | 502 |
| 8. Leah Edmond | 2018 | 498 |
| 9. Lori Erpenbeck | 1984 | 493 |
| 10. Leah Edmond | 2019 | 491 |

| Attack Attempts | | |
|--------------------|------|-------|
| 1. Marsha Bond | 1983 | 1,666 |
| 2. Molly Dreisbach | 1994 | 1,623 |
| 3. Sarah Mendoza | 2009 | 1,434 |
| 4. Mara Eglitis | 1994 | 1,302 |
| 5. Gina Heustis | 1996 | 1,279 |
| 6. Karolyn Kirby | 1983 | 1,270 |
| 7. Leah Edmond | 2017 | 1,239 |
| 8. Krista Robinson | 1992 | 1,233 |
| 9. LaTanya Webb | 1997 | 1,210 |
| 10. Kim Thompson | 1988 | 1,191 |

| Attack Percentage (Min. 500 attempts) | | |
|--|------|------|
| 1. Azhani Tealer | 2021 | .433 |
| 2. Emily Franklin | 2017 | .416 |
| 3. Kaz Brown | 2017 | .408 |
| 4. Lisa Bokovoy | 1987 | .389 |
| 5. Eunice Thomas | 1991 | .384 |
| 6. Marsha Bond | 1983 | .380 |
| 7. Queen Nzenwa | 2007 | .371 |
| 8. Kaz Brown | 2016 | .362 |
| 9. Lisa Bokovoy | 1988 | .358 |
| 10. Amy Kaplan | 2005 | .352 |

| Assists | | |
|--------------------|------|-------|
| 1. Jane Belanger | 1991 | 1,664 |
| 2. Jane Belanger | 1993 | 1,590 |
| 3. Leigh Marcum | 2003 | 1,561 |
| 4. Jane Belanger | 1992 | 1,541 |
| 5. Sarah Rumely | 2007 | 1,516 |
| 6. Laura Linder | 1990 | 1,513 |
| 7. Sarah Rumely | 2006 | 1,488 |
| 8. Sarah Rumely | 2009 | 1,484 |
| 9. Laura Linder | 1988 | 1,477 |
| 10. Madison Lilley | 2017 | 1,445 |

| Service Aces | | |
|---------------------|------|----|
| 1. Lori Erpenbeck | 1984 | 70 |
| 2. Krista Robinson | 1991 | 67 |
| 3. Karolyn Kirby | 1983 | 64 |
| 4. Kim Martinsen | 1984 | 59 |
| 5. Irene Smyth | 1985 | 56 |
| Lori Erpenbeck | 1983 | 56 |
| 7. Sarah Rumely | 2006 | 54 |
| 8. Machelie Elliott | 1984 | 47 |
| Irene Smyth | 1986 | 47 |
| Krista Robinson | 1992 | 47 |

| Block Solos | | |
|-------------------|------|-----|
| 1. Marsha Bond | 1983 | 148 |
| 2. Karolyn Kirby | 1983 | 111 |
| 3. Lisa Bokovoy | 1985 | 80 |
| 4. Lori Erpenbeck | 1983 | 74 |
| 5. Lisa Bokovoy | 1988 | 47 |
| 6. Jill Ackerman | 1985 | 46 |
| 7. Lisa Bokovoy | 1987 | 44 |
| 8. Lisa Bokovoy | 1986 | 41 |
| 9. Jill Ackerman | 1986 | 34 |
| Tanya Diamond | 1983 | 34 |

| Block Assists | | |
|-----------------------|------|-----|
| 1. Queen Nzenwa | 2007 | 174 |
| 2. Kaz Brown | 2015 | 160 |
| 3. Queen Nzenwa | 2006 | 137 |
| 4. Kaz Brown | 2016 | 136 |
| 5. Mara Eglitis | 1994 | 132 |
| 6. Jill Ackerman | 1986 | 131 |
| 7. Nicole Britenriker | 2007 | 130 |
| Lauren Rapp | 2007 | 130 |
| 9. Lisa Bokovoy | 1988 | 129 |
| Jenny Muzzey | 1996 | 129 |
| Mara Eglitis | 1993 | 129 |

| Digs | | |
|---------------------|------|-----|
| 1. Stephanie Klefot | 2011 | 608 |
| 2. BriAnne Sauer | 2009 | 580 |
| 3. Ashley Dusek | 2015 | 566 |
| 4. Jenni Casper | 2006 | 563 |
| 5. Jackie Napper | 2014 | 537 |
| 6. Tanya Diamond | 1983 | 525 |
| 7. Jenni Casper | 2005 | 523 |
| 8. Stephanie Klefot | 2010 | 517 |
| 9. Gabby Curry | 2019 | 511 |
| 10. Ashley Dusek | 2016 | 507 |

KENTUCKY®

VOLLEYBALL

ALL-TIME LEADERS 25-POINT RALLY SCORING ERA

SINGLE SEASON

| Sets Played | | |
|---------------------|-----|------|
| 1. Whitney Billings | 126 | 2011 |
| Ashley Frazier | 126 | 2011 |
| Gretchen Giesler | 126 | 2009 |
| Stephanie Klefot | 126 | 2011 |
| Sarah Mendoza | 126 | 2009 |
| Jackie Napper | 126 | 2011 |
| Becky Pavan | 126 | 2009 |
| BriAnne Sauer | 126 | 2009 |
| 9. Jessi Greenberg | 125 | 2011 |
| Lauren Rapp | 125 | 2009 |
| Sarah Rumely | 125 | 2009 |

| Kills | | |
|---------------------|-----|------|
| 1. Leah Edmond | 539 | 2017 |
| 2. Sarah Mendoza | 519 | 2009 |
| 3. Leah Edmond | 498 | 2018 |
| 4. Leah Edmond | 491 | 2019 |
| 5. Leah Edmond | 450 | 2016 |
| 6. Whitney Billings | 406 | 2013 |
| Ashley Frazier | 406 | 2011 |
| 8. Sarah Mendoza | 385 | 2008 |
| 9. Alli Stumler | 382 | 2021 |
| 10. Lauren O'Conner | 379 | 2014 |

| Attack Attempts | | |
|--------------------|------|------|
| 1. Sarah Mendoza | 1434 | 2009 |
| 2. Leah Edmond | 1239 | 2017 |
| 3. Alli Stumler | 1186 | 2019 |
| 4. Leah Edmond | 1176 | 2018 |
| 5. Sarah Mendoza | 1120 | 2008 |
| 6. Leah Edmond | 1108 | 2016 |
| 7. Leah Edmond | 1132 | 2019 |
| 8. Alli Stumler | 1095 | 2021 |
| 9. Darian Mack | 1022 | 2015 |
| 10. Anni Thomasson | 1010 | 2014 |

| Attack Percentage (Min. 500 Attempts) | | |
|--|------|---------|
| 1. Azhani Tealer | .430 | 2021 |
| 2. Emily Franklin | .416 | 2017 |
| 3. Kaz Brown | .408 | 2017 |
| 4. Kaz Brown | .362 | 2016 |
| 5. Avery Skinner | .350 | 2020-21 |
| 6. Alexandra Morgan | .347 | 2012 |
| 7. Alli Stumler | .345 | 2020-21 |
| 8. Queen Nzenwa | .343 | 2008 |
| 9. Lauren Rapp | .336 | 2009 |
| 10. Gretchen Giesler | .330 | 2009 |

| Assists | | | |
|-----------------------|------|------|--|
| 1. Sarah Rumely | 1484 | 2009 | |
| 2. Madison Lilley | 1445 | 2017 | |
| 3. Morgan Bergren | 1291 | 2014 | |
| 4. Christine Hartmann | 1273 | 2011 | |
| 5. Madison Lilley | 1258 | 2019 | |
| 6. Madison Lilley | 1232 | 2018 | |
| 7. Emma Grome | 1218 | 2021 | |
| 8. Morgan Bergren | 1215 | 2013 | |
| Sarah Rumely | 1215 | 2008 | |
| 10. Olivia Dailey | 1202 | 2016 | |
| Christine Hartmann | 1202 | 2012 | |

| Aces | | | |
|---------------------|----|---------|--|
| 1. Sarah Rumely | 46 | 2008 | |
| 2. Ashley Frazier | 41 | 2011 | |
| 3. Leah Edmond | 40 | 2017 | |
| 4. Whitney Billings | 35 | 2012 | |
| 5. Lauren Rapp | 34 | 2008 | |
| Lauren O'Conner | 34 | 2014 | |
| Alli Stumler | 34 | 2019 | |
| 7. Madison Lilley | 33 | 2018 | |
| 8. Alli Stumler | 31 | 2018 | |
| 9. Stephanie Klefot | 30 | 2011 | |
| Anni Thomasson | 30 | 2015 | |
| Anni Thomasson | 30 | 2014 | |
| Madison Lilley | 30 | 2019 | |
| Madison Lilley | 30 | 2020-21 | |

| Block Solos | | | |
|---------------------|----|------|--|
| 1. Gretchen Giesler | 22 | 2009 | |
| 2. Kaz Brown | 21 | 2017 | |
| 3. Kaz Brown | 20 | 2015 | |
| 4. Ashley Frazier | 19 | 2012 | |
| Lauren Rapp | 19 | 2010 | |
| 6. Ashley Frazier | 17 | 2011 | |
| Alexandra Morgan | 17 | 2013 | |
| Lauren O'Conner | 17 | 2012 | |
| 9. Whitney Billings | 16 | 2010 | |
| Becky Pavan | 16 | 2010 | |
| Becky Pavan | 16 | 2008 | |

| Block Assists | | | |
|---------------------|-----|------|--|
| 1. Kaz Brown | 160 | 2015 | |
| 2. Kaz Brown | 136 | 2016 | |
| 3. Leah Meyer | 128 | 2019 | |
| 4. Kaz Brown | 125 | 2017 | |
| Alexandra Morgan | 125 | 2012 | |
| 6. Becky Pavan | 124 | 2008 | |
| 7. Queen Nzenwa | 120 | 2008 | |
| 9. Gretchen Giesler | 118 | 2009 | |
| Alexandra Morgan | 118 | 2013 | |
| 11. Becky Pavan | 113 | 2011 | |

| Total Blocks | | | |
|---------------------|-----|------|--|
| 1. Kaz Brown | 180 | 2015 | |
| 2. Kaz Brown | 151 | 2016 | |
| 3. Kaz Brown | 146 | 2017 | |
| 4. Gretchen Giesler | 140 | 2009 | |
| Becky Pavan | 140 | 2008 | |
| 6. Leah Meyer | 139 | 2019 | |
| 7. Alexandra Morgan | 135 | 2013 | |
| 8. Alexandra Morgan | 132 | 2012 | |
| Queen Nzenwa | 132 | 2008 | |
| 10. Lauren Rapp | 125 | 2010 | |

| Digs | | | |
|---------------------|-----|------|--|
| 1. Stephanie Klefot | 608 | 2011 | |
| 2. BriAnne Sauer | 580 | 2009 | |
| 3. Ashley Dusek | 566 | 2015 | |
| 4. Jackie Napper | 537 | 2014 | |
| 5. Stephanie Klefot | 517 | 2010 | |
| 6. Gabby Curry | 511 | 2019 | |
| 7. Ashley Dusek | 507 | 2016 | |
| 8. BriAnne Sauer | 497 | 2008 | |
| 9. Stephanie Klefot | 481 | 2012 | |
| 10. Gabby Curry | 475 | 2018 | |

| Points | | | |
|---------------------|-------|------|--|
| 1. Leah Edmond | 614.5 | 2017 | |
| 2. Sarah Mendoza | 581 | 2009 | |
| 3. Leah Edmond | 546 | 2018 | |
| 4. Leah Edmond | 541.5 | 2019 | |
| 5. Leah Edmond | 503 | 2016 | |
| 6. Ashley Frazier | 487 | 2011 | |
| 7. Whitney Billings | 477.5 | 2013 | |
| 8. Whitney Billings | 452 | 2012 | |
| 9. Lauren O'Conner | 448.5 | 2014 | |
| 10. Sarah Mendoza | 443 | 2008 | |

BOLD - Active Player

KENTUCKY®

VOLLEYBALL

ALL-TIME LEADERS 25-POINT RALLY SCORING ERA

CAREER RECORDS

Sets Played

| | | |
|---------------------|-----|---------|
| 1. Stephanie Klefot | 489 | 2009-12 |
| 2. Jackie Napper | 478 | 2011-14 |
| 3. Whitney Billings | 476 | 2010-13 |
| 4. Becky Pavan | 465 | 2008-11 |
| 5. Lauren O'Conner | 462 | 2011-14 |
| 6. Leah Edmond | 445 | 2016-19 |
| 7. Kaz Brown | 427 | 2014-17 |
| 8. Ashley Dusek | 424 | 2014-17 |
| 9. Anni Thomasson | 423 | 2013-16 |
| 10. McKenzie Watson | 410 | 2015-18 |
| 10. Alli Stumler | 410 | 2018-21 |

Kills

| | | |
|---------------------|-------|---------|
| 1. Leah Edmond | 1,978 | 2016-19 |
| 2. Whitney Billings | 1,393 | 2010-13 |
| 3. Alli Stumler | 1,386 | 2018-21 |
| 4. Lauren O'Conner | 1,204 | 2011-14 |
| 5. Kaz Brown | 1,015 | 2014-17 |
| 6. Becky Pavan | 988 | 2008-11 |
| 7. Lauren Rapp | 984 | 2008-10 |
| 8. Anni Thomasson | 908 | 2013-16 |
| 9. Sarah Mendoza | 904 | 2008-09 |
| 10. Darian Mack | 802 | 2014-17 |

Attack Attempts

| | | |
|---------------------|------|---------|
| 1. Leah Edmond | 4655 | 2016-19 |
| 2. Alli Stumler | 3907 | 2018-21 |
| 3. Whitney Billings | 3504 | 2010-13 |
| 4. Lauren O'Conner | 3276 | 2011-14 |
| 5. Anni Thomasson | 2862 | 2013-16 |
| 6. Sarah Mendoza | 2554 | 2008-09 |
| 7. Lauren Rapp | 2353 | 2008-10 |
| 8. Becky Pavan | 2314 | 2008-11 |
| 9. Darian Mack | 2134 | 2014-17 |
| 10. Kaz Brown | 2088 | 2014-17 |

Attack Percentage

(Min. 500 Attempts)

| | | |
|-----------------------|------|---------|
| 1. Kaz Brown | .357 | 2014-17 |
| 2. Alexandra Morgan | .355 | 2010-13 |
| 3. Queen Nzenwa | .343 | 2008 |
| 4. Emily Franklin | .341 | 2014-17 |
| 5. Morgan Bergren | .336 | 2012-15 |
| 6. Christine Hartmann | .321 | 2009-12 |
| 7. Lauren Rapp | .309 | 2008-10 |
| 8. Brooke Morgan | .303 | 2015-18 |
| 9. Leah Edmond | .292 | 2016-19 |
| 10. Sara Schwarzwald | .289 | 2012-15 |

Assists

| | | |
|-------------------------|------|------------|
| 1. Madison Lilley | 4962 | 2017-21 |
| 2. Morgan Bergren | 3814 | 2012-15 |
| 3. Emma Grome | 3641 | 2021-Pres. |
| 4. Christine Hartmann | 3497 | 2009-12 |
| 5. Sarah Rumely | 2669 | 2008-09 |
| 6. Olivia Dailey | 1236 | 2015-17 |
| 7. Gabby Curry | 370 | 2017-21 |
| 8. Elizabeth Koberstein | 352 | 2010-11 |
| 9. Jackie Napper | 285 | 2011-13 |
| 10. Ashley Dusek | 264 | 2014-17 |

Aces

| | | |
|---------------------|-----|------------|
| 1. Madison Lilley | 117 | 2017-Pres. |
| 2. Alli Stumler | 111 | 2018-Pres. |
| 3. Anni Thomasson | 103 | 2013-16 |
| 4. Whitney Billings | 98 | 2010-13 |
| 5. Leah Edmond | 95 | 2016-19 |
| 6. Stephanie Klefot | 94 | 2009-12 |
| 7. Lauren O'Conner | 91 | 2011-14 |
| 8. Gabby Curry | 87 | 2017-21 |
| 9. Morgan Bergren | 73 | 2012-15 |
| 10. Sarah Rumely | 72 | 2008-09 |

Block Solos

| | | |
|---------------------|----|---------|
| 1. Kaz Brown | 66 | 2014-17 |
| 2. Becky Pavan | 55 | 2008-11 |
| 3. Lauren O'Conner | 41 | 2011-14 |
| Lauren Rapp | 41 | 2008-10 |
| 5. Whitney Billings | 40 | 2010-13 |
| 6. Gretchen Giesler | 37 | 2008-11 |
| 7. Ashley Frazier | 36 | 2011-12 |
| 8. Emily Franklin | 35 | 2014-17 |
| Leah Edmond | 35 | 2016-19 |
| Christine Hartmann | 33 | 2009-12 |
| 11. Morgan Bergren | 26 | 2012-15 |
| Alexandra Morgan | 26 | 2010-13 |

Block Assists

| | | |
|----------------------|-----|---------|
| 1. Kaz Brown | 509 | 2014-17 |
| 2. Becky Pavan | 403 | 2008-11 |
| 3. Emily Franklin | 357 | 2014-17 |
| 4. Lauren Rapp | 293 | 2008-10 |
| 5. Whitney Billings | 281 | 2010-13 |
| 6. Alexandra Morgan | 277 | 2010-13 |
| 7. Brooke Morgan | 273 | 2015-18 |
| 8. Sara Schwarzwald | 266 | 2012-15 |
| 9. Morgan Bergren | 255 | 2012-15 |
| 10. Gretchen Giesler | 233 | 2008-11 |

Total Blocks

| | | |
|----------------------|-----|---------|
| 1. Kaz Brown | 575 | 2014-17 |
| 2. Becky Pavan | 458 | 2008-11 |
| 3. Emily Franklin | 392 | 2014-17 |
| 4. Lauren Rapp | 334 | 2008-10 |
| 5. Whitney Billings | 321 | 2010-13 |
| 6. Alexandra Morgan | 303 | 2010-13 |
| 7. Brooke Morgan | 288 | 2015-18 |
| 8. Sara Schwarzwald | 287 | 2012-15 |
| 9. Morgan Bergren | 281 | 2012-15 |
| 10. Gretchen Giesler | 270 | 2008-11 |

Digs

| | | |
|---------------------|------|---------|
| 1. Stephanie Klefot | 1924 | 2009-12 |
| 2. Ashley Dusek | 1574 | 2014-17 |
| 3. Gabby Curry | 1564 | 2017-21 |
| 4. Jackie Napper | 1516 | 2011-14 |
| 5. Whitney Billings | 1242 | 2010-13 |
| 6. BriAnne Sauer | 1077 | 2008-09 |
| 7. Anni Thomasson | 1066 | 2013-16 |
| 8. Madison Lilley | 979 | 2017-21 |
| 9. Alli Stumler | 954 | 2018-22 |
| 10. McKenzie Watson | 749 | 2015-18 |

Points

| | | |
|---------------------|--------|---------|
| 1. Leah Edmond | 2205.0 | 2016-19 |
| 2. Whitney Billings | 1671.5 | 2010-13 |
| 3. Alli Stumler | 1587.0 | 2018-21 |
| 4. Lauren O'Conner | 1439.5 | 2011-14 |
| 5. Kaz Brown | 1335.5 | 2014-17 |
| 6. Becky Pavan | 1295.5 | 2008-11 |
| 7. Lauren Rapp | 1239.5 | 2008-10 |
| 8. Anni Thomasson | 1080.0 | 2013-16 |
| 9. Sarah Mendoza | 1024.0 | 2008-09 |
| 10. Emily Franklin | 981.5 | 2014-17 |

KENTUCKY®

VOLLEYBALL

ALL-TIME LEADERS 25-POINT RALLY SCORING ERA

CAREER MATCHES

Players with 10+ Kills in a match

| | | |
|-----------------------------|-----------|-------------------|
| 1. Leah Edmond | 114 | 2016-19 |
| 2. Alli Stumler | 87 | 2018-21 |
| 3. Whitney Billings | 74 | 2010-13 |
| 4. Lauren O'Conner | 58 | 2011-14 |
| 5. Sarah Mendoza | 56 | 2008-09 |
| 6. Lauren Rapp | 55 | 2008-10 |
| 7. Avery Skinner | 48 | 2017-20 |
| 8. Anni Thomasson | 46 | 2013-16 |
| 9. Reagan Rutherford | 43 | 2020-Pres. |
| 10. Ashley Frazier | 42 | 2011-12 |
| 11. Kaz Brown | 40 | 2014-17 |
| Azhani Tealer | 40 | 2019-Pres. |
| 13. Becky Pavan | 38 | 2008-11 |
| 14. Darian Mack | 35 | 2014-17 |
| 15. Madi Skinner | 35 | 2020-21 |
| 16. Blaire Hiler | 27 | 2008-10 |
| 17. Brooke Morgan | 23 | 2015-18 |
| 18. Shelby Workman | 21 | 2012-14 |
| 19. Ann Armes | 20 | 2008-11 |
| 20. Elise Goetzinger | 19 | 2020-Pres. |
| 21. Alexandra Morgan | 18 | 2010-13 |
| Brooklyn DeLeye | 18 | 2023-Pres. |
| 23. Emily Franklin | 16 | 2014-17 |
| Gretchen Giesler | 16 | 2008-11 |
| Adanna Rollins | 16 | 2022 |
| 26. Erin Lamb | 14 | 2021-Pres. |
| 27. Queen Nzenwa | 9 | 2008 |
| 28. Sara Schwarzwaldner | 8 | 2012-15 |
| 29. Caityln Cooper | 7 | 2018-Pres. |
| Leah Meyer | 7 | 2019 |
| 31. Megan Wilson | 6 | 2023-Pres. |
| 32. Sharay Barnes | 3 | 2014-16 |
| Kendyl Paris | 3 | 2017-20 |
| 34. Morgan Bergren | 2 | 2012-15 |
| Bella Bell | 2 | 2019-Pres. |
| 36. Anna Nyberg | 1 | 2015-18 |
| Kayla Tronick | 1 | 2012-14 |

Players with 15+ Kills in a match

| | | |
|-----------------------------|-----------|-------------------|
| 1. Leah Edmond | 69 | 2016-18 |
| 2. Alli Stumler | 30 | 2018-21 |
| 3. Whitney Billings | 26 | 2010-13 |
| 4. Sarah Mendoza | 24 | 2008-09 |
| 5. Ashley Frazier | 18 | 2011-12 |
| 6. Lauren O'Conner | 16 | 2011-14 |
| Avery Skinner | 16 | 2017-20 |
| 8. Lauren Rapp | 15 | 2008-10 |
| 9. Reagan Rutherford | 14 | 2020-Pres. |
| 10. Madi Skinner | 13 | 2020-21 |
| 11. Brooklyn DeLeye | 11 | 2023-Pres. |
| 12. Darian Mack | 10 | 2014-17 |
| 13. Anni Thomasson | 9 | 2013-16 |
| 14. Adanna Rollins | 8 | 2022 |
| 15. Becky Pavan | 7 | 2008-11 |
| Azhani Tealer | 7 | 2019-Pres. |

| | | |
|-------------------------|----------|-------------------|
| 17. Shelby Workman | 6 | 2012-14 |
| 18. Kaz Brown | 5 | 2014-17 |
| 19. Blaire Hiler | 4 | 2008-10 |
| 20. Erin Lamb | 3 | 2021-Pres. |
| 21. Ann Armes | 2 | 2008-11 |
| Megan Wilson | 2 | 2023-Pres. |
| Gretchen Giesler | 2 | 2008-11 |
| Alexandra Morgan | 2 | 2010-13 |
| Brooke Morgan | 2 | 2015-18 |
| 26. Sharay Barnes | 1 | 2014-16 |
| Queen Nzenwa | 1 | 2008 |
| Leah Meyer | 1 | 2019 |
| Elise Goetzinger | 1 | 2020-Pres. |

Players with 20+ Kills in a match

| | | |
|--------------------------|----------|-------------------|
| 1. Leah Edmond | 29 | 2016-19 |
| 2. Sarah Mendoza | 7 | 2008-09 |
| 3. Alli Stumler | 5 | 2018-21 |
| 4. Whitney Billings | 4 | 2010-13 |
| 5. Ashley Frazier | 3 | 2011-12 |
| Brooklyn DeLeye | 3 | 2023-Pres. |
| 7. Lauren O'Conner | 2 | 2011-14 |
| Lauren Rapp | 2 | 2008-10 |
| Avery Skinner | 2 | 2017-20 |
| Madi Skinner | 2 | 2020-21 |
| 11. Kaz Brown | 1 | 2014-17 |
| Darian Mack | 1 | 2014-17 |
| Anni Thomasson | 1 | 2013-16 |
| Shelby Workman | 1 | 2012-14 |
| Reagan Rutherford | 1 | 2020-Pres. |
| Adanna Rollins | 1 | 2022 |

Players with 25+ Kills in a match

| | | |
|---------------------------|----------|-------------------|
| 1. Leah Edmond | 7 | 2016-19 |
| 2. Brooklyn DeLeye | 2 | 2023-Pres. |
| Whitney Billings | 2 | 2010-13 |
| Alli Stumler | 2 | 2018-21 |
| 4. Sarah Mendoza | 1 | 2008-09 |
| Anni Thomasson | 1 | 2013-16 |
| Adanna Rollins | 1 | 2022 |
| Reagan Rutherford | 1 | 2020-Pres. |

Players with 30+ Kills in a match

| | | |
|-------------------|---|---------|
| 1. Anni Thomasson | 1 | 2013-16 |
| Leah Edmond | 1 | 2016-19 |

Players with 10+ Digs in a match

| | | |
|--------------------------|-----------|-------------------|
| 1. Stephanie Klefot | 98 | 2009-12 |
| 2. Gabby Curry | 65 | 2017-20 |
| 3. Ashley Dusek | 82 | 2014-17 |
| 3. Jackie Napper | 73 | 2011-14 |
| 4. Eleanor Beavin | 72 | 2021-Pres. |
| 5. Whitney Billings | 61 | 2010-13 |
| 7. BriAnne Sauer | 58 | 2008-09 |
| 8. Anni Thomasson | 51 | 2013-16 |
| 9. Madison Lilley | 41 | 2017-19 |
| 10. Alli Stumler | 38 | 2018-21 |

| | | |
|--------------------------|-----------|-------------------|
| 11. Leah Edmond | 33 | 2016-19 |
| 12. Sarah Mendoza | 29 | 2008-09 |
| 13. Christine Hartmann | 22 | 2009-12 |
| 14. McKenzie Watson | 19 | 2015-17 |
| 15. Sarah Rumely | 18 | 2008-09 |
| Emma Grome | 18 | 2021-Pres. |
| 17. Lauren Tharp | 17 | 2018-21 |
| 18. Morgan Bergren | 14 | 2012-15 |
| 19. Lauren Rapp | 13 | 2008-11 |
| 20. Riah Walker | 10 | 2020-Pres. |
| Jessi Greenberg | 10 | 2010-13 |
| Laura Stokowski | 10 | 2008-09 |
| 23. Darian Mack | 8 | 2014-17 |
| Adanna Rollins | 8 | 2022 |
| Audrey Whitworth | 8 | 2022-Pres. |
| 26. Shelby Workman | 7 | 2012-14 |
| Reagan Rutherford | 7 | 2020-Pres. |
| 28. Olivia Dailey | 6 | 2015-17 |
| Brooklyn DeLeye | 6 | 2023-Pres. |
| 30. Madi Skinner | 5 | 2020-21 |
| Molly Tuozzo | 5 | 2023-Pres. |
| 32. Ann Armes | 4 | 2008-11 |
| Kelsey Wolf | 4 | 2013-14 |
| Reagan Rutherford | 4 | 2020-Pres. |
| 35. Avery Skinner | 2 | 2017-20 |
| Blaire Hiler | 2 | 2008-10 |
| Merideth Jewell | 2 | 2017-18 |
| 37. Elizabeth Koberstein | 1 | 2010-11 |
| Lauren O'Conner | 1 | 2010-14 |
| Maddie Berezowitz | 1 | 2019 |

Players with 15+ Digs in a match

| | | |
|--------------------------|-----------|-------------------|
| 1. Stephanie Klefot | 67 | 2009-12 |
| 2. Ashley Dusek | 53 | 2014-17 |
| 3. Jackie Napper | 40 | 2011-14 |
| 3. Gabby Curry | 46 | 2017-20 |
| 5. BriAnne Sauer | 37 | 2008-09 |
| 6. Eleanor Beavin | 35 | 2021-Pres. |
| 7. Whitney Billings | 19 | 2010-13 |
| 8. Anni Thomasson | 11 | 2013-16 |
| 9. Sarah Mendoza | 9 | 2008-09 |
| 10. Madison Lilley | 8 | 2017-20 |
| Alli Stumler | 8 | 2018-21 |
| 12. Emma Grome | 5 | 2020-Pres. |
| 13. Sarah Rumely | 4 | 2008-09 |
| 14. Christine Hartmann | 3 | 2009-12 |
| Reagan Rutherford | 3 | 2020-Pres. |
| 16. Leah Edmond | 2 | 2016-19 |
| Lauren Rapp | 2 | 2008-11 |
| Laura Stokowski | 2 | 2008-09 |
| McKenzie Watson | 2 | 2015-18 |
| Molly Tuozzo | 2 | 2023-Pres. |
| 21. Olivia Dailey | 1 | 2015-17 |
| Darian Mack | 1 | 2014-17 |
| Lauren Tharp | 1 | 2018-21 |
| Riah Walker | 1 | 2020-Pres. |
| Adanna Rollins | 1 | 2022 |

KENTUCKY®

VOLLEYBALL

ALL-TIME LEADERS 25-POINT RALLY SCORING ERA

| | | |
|-------------------------|----------|-------------------|
| Madi Skinner | 1 | 2020-21 |
| Audrey Whitworth | 1 | 2022-Pres. |
| Brooklyn DeLeye | 1 | 2023-Pres. |

Players with 20+ Digs in a match

| | | |
|--------------------------|----------|-------------------|
| 1. Stephanie Klefot | 28 | 2009-12 |
| 2. Ashley Dusek | 22 | 2014-17 |
| 3. BriAnne Sauer | 21 | 2008-09 |
| 4. Gabby Curry | 18 | 2017-20 |
| 5. Jackie Napper | 17 | 2011-14 |
| 6. Eleanor Beavin | 8 | 2021-Pres. |
| 7. Sarah Mendoza | 2 | 2008-09 |
| Anni Thomasson | 2 | 2013-16 |
| Emma Grome | 2 | 2021-Pres. |
| 10. Alli Stumler | 1 | 2018-21 |
| Whitney Billings | 1 | 2010-13 |
| Sarah Rumely | 1 | 2008-09 |
| McKenzie Watson | 1 | 2015-18 |

Players with 25+ Digs in a match

| | | |
|---------------------|----|---------|
| 1. Ashley Dusek | 11 | 2014-17 |
| 2. Stephanie Klefot | 9 | 2009-12 |
| 3. BriAnne Sauer | 5 | 2008-09 |
| Gabby Curry | 5 | 2017-20 |
| 5. Jackie Napper | 3 | 2011-14 |

Players with 30+ Digs in a match

| | | |
|-----------------------|----------|-------------------|
| 1. Ashley Dusek | 5 | 2014-17 |
| 2. BriAnne Sauer | 1 | 2008-09 |
| Gabby Curry | 1 | 2017-20 |
| Eleanor Beavin | 1 | 2021-Pres. |

Players with 35+ Digs in a match

| | | |
|-----------------|---|---------|
| 1. Ashley Dusek | 1 | 2014-17 |
|-----------------|---|---------|

Players with 40+ Digs in a match

| | | |
|-----------------|---|---------|
| 1. Ashley Dusek | 1 | 2014-17 |
|-----------------|---|---------|

Players with 40+ Assists in a match

| | | |
|-------------------------|-----------|-------------------|
| 1. Madison Lilley | 56 | 2017-20 |
| 2. Emma Grome | 50 | 2021-Pres. |
| 3. Morgan Bergren | 42 | 2012-15 |
| 4. Christine Hartmann | 38 | 2009-12 |
| 5. Sarah Rumely | 34 | 2008-09 |
| 6. Olivia Dailey | 15 | 2015-17 |
| 7. Elizabeth Koberstein | 4 | 2010-11 |
| 8. Harper Hempel | 1 | 2015-17 |
| Cameron Scheitzach | 1 | 2018-21 |

Players with 50+ Assists in a match

| | | |
|-----------------------|-----------|-------------------|
| 1. Emma Grome | 23 | 2021-Pres. |
| 2. Madison Lilley | 22 | 2017-20 |
| 3. Christine Hartmann | 14 | 2009-12 |
| 4. Sarah Rumely | 14 | 2008-09 |
| 5. Morgan Bergren | 13 | 2012-15 |

| | | |
|-------------------------|---|------------|
| 6. Olivia Dailey | 5 | 2015-17 |
| 7. Elizabeth Koberstein | 2 | 2010-11 |
| Cameron Scheitzach | 1 | 2018-Pres. |

Players with 60+ Assists in a match

| | | |
|----------------------|----------|-------------------|
| 1. Madison Lilley | 5 | 2017-20 |
| 2. Sarah Rumely | 2 | 2008-09 |
| Emma Grome | 2 | 2021-Pres. |
| 4. Morgan Bergren | 1 | 2012-15 |
| Olivia Dailey | 1 | 2015-17 |
| Elizabeth Koberstein | 1 | 2010-11 |

Players with 65+ Assists in a match

| | | |
|----------------------|---|---------|
| 1. Madison Lilley | 2 | 2017-20 |
| 2. Morgan Bergren | 1 | 2012-15 |
| Elizabeth Koberstein | 1 | 2010-11 |

Players with 70+ Assists in a match

| | | |
|-------------------------|---|---------|
| 1. Elizabeth Koberstein | 1 | 2010-11 |
|-------------------------|---|---------|

Players with 5+ Blocks in a match

| | | |
|-----------------------------|-----------|-------------------|
| 1. Kaz Brown | 56 | 2014-17 |
| 2. Becky Pavan | 40 | 2008-11 |
| 3. Emily Franklin | 36 | 2014-17 |
| 4. Azhani Tealer | 34 | 2019-Pres. |
| 5. Alexandra Morgan | 31 | 2010-13 |
| 6. Lauren Rapp | 25 | 2008-10 |
| 7. Gretchen Giesler | 23 | 2008-11 |
| 8. Morgan Bergren | 20 | 2012-15 |
| 9. Sara Schwarzwald | 19 | 2012-15 |
| 10. Brooke Morgan | 16 | 2015-11 |
| 11. Elise Goetzinger | 15 | 2020-Pres. |
| 12. Whitney Billings | 14 | 2010-13 |
| 13. Queen Nzenwa | 13 | 2008 |
| Bella Bell | 13 | 2019-2022 |
| Reagan Rutherford | 13 | 2020-Pres. |
| Leah Meyer | 12 | 2019 |
| 17. Sarah Rumely | 11 | 2008-09 |
| 18. Christine Hartmann | 10 | 2009-12 |
| 19. Madison Lilley | 8 | 2017-20 |
| 20. Ann Armes | 7 | 2008-11 |
| 21. Leah Edmond | 6 | 2016-19 |
| Darian Mack | 6 | 2014-17 |
| Kendyl Paris | 6 | 2017-20 |
| Caityln Cooper | 6 | 2018-19 |
| 25. Lauren O'Conner | 5 | 2011-14 |
| Emma Grome | 5 | 2021-Pres. |
| 27. Olivia Dailey | 4 | 2015-17 |
| Jordyn Williams | 4 | 2021-Pres. |
| 29. Ashley Frazier | 3 | 2011-12 |
| Madi Skinner | 3 | 2020-21 |
| 31. Adanna Rollins | 2 | 2022 |
| Blaire Hiler | 2 | 2008-10 |
| Alli Stumler | 2 | 2018-21 |

| | | |
|--------------------------|----------|-------------------|
| Avery Skinner | 2 | 2017-20 |
| 35. Elizabeth Koberstein | 1 | 2010-11 |
| Kayla Tronick | 1 | 2011-14 |
| Erin Lamb | 1 | 2021-Pres. |

Players with 8+ Blocks in a match

| | | |
|-----------------------------|----------|-------------------|
| 1. Kaz Brown | 21 | 2014-17 |
| 2. Azhani Tealer | 9 | 2019-Pres. |
| 3. Sara Schwarzwald | 8 | 2012-15 |
| 4. Emily Franklin | 7 | 2014-18 |
| Becky Pavan | 7 | 2008-11 |
| 6. Alexandra Morgan | 6 | 2010-13 |
| 7. Bella Bell | 5 | 2019-2022 |
| Gretchen Giesler | 3 | 2008-11 |
| Queen Nzenwa | 3 | 2008 |
| Lauren Rapp | 3 | 2008-10 |
| 11. Elise Goetzinger | 2 | 2020-Pres. |
| Whitney Billings | 2 | 2010-13 |
| Leah Meyer | 2 | 2019 |
| 14. Christine Hartmann | 1 | 2009-12 |
| Brooke Morgan | 1 | 2015-18 |
| Kendyl Paris | 1 | 2017-20 |
| Reagan Rutherford | 1 | 2020-Pres. |

Players with 10+ Blocks in a match

| | | |
|-------------------------|----------|-------------------|
| 1. Kaz Brown | 5 | 2014-17 |
| 2. Azhani Tealer | 2 | 2019-Pres. |
| Emily Franklin | 2 | 2014-17 |
| Alexandra Morgan | 2 | 2010-13 |
| Bella Bell | 2 | 2019-2022 |
| 6. Gretchen Giesler | 1 | 2008-11 |
| Kendyl Paris | 1 | 2017-20 |
| Becky Pavan | 1 | 2008-11 |
| Lauren Rapp | 1 | 2008-10 |
| Sara Schwarzwald | 1 | 2012-15 |

Players with a Double-Double

| | | |
|------------------------------|-----------|-------------------|
| 1. Whitney Billings | 43 | 2010-13 |
| 2. Madison Lilley | 38 | 2017-20 |
| 3. Leah Edmond | 31 | 2016-19 |
| 4. Sarah Mendoza | 28 | 2008-09 |
| Alli Stumler | 28 | 2018-21 |
| 6. Anni Thomasson | 26 | 2013-16 |
| 7. Christine Hartmann | 22 | 2009-12 |
| 8. Emma Grome | 19 | 2021-Pres. |
| 9. Sarah Rumely | 18 | 2008-09 |
| 10. Morgan Bergren | 15 | 2012-15 |
| 11. Lauren Rapp | 11 | 2008-10 |
| 12. Reagan Rutherford | 8 | 2020-Pres. |
| 13. Adanna Rollins | 6 | 2022 |
| Madi Skinner | 6 | 2020-21 |
| Olivia Dailey | 6 | 2015-17 |
| Darian Mack | 6 | 2014-17 |
| 17. Brooklyn DeLeye | 4 | 2023-Pres. |
| 18. Kaz Brown | 2 | 2014-17 |
| Blaire Hiler | 2 | 2008-10 |
| Shelby Workman | 2 | 2012-14 |
| Avery Skinner | 2 | 2017-2020 |
| 22. Azhani Tealer | 1 | 2019-Pres. |

KENTUCKY[®]

VOLLEYBALL

RECORDS

TEAM RECORDS

| <u>Season</u> | |
|---|---|
| Most Victories: | .44 (1983) |
| Most Victories (Regular Season): | .39 (1983) |
| Fewest Victories: | .6 (2000) |
| Most Losses: | .23 (1985) |
| Fewest Losses: | .1 (2020-21) |
| Highest Winning Percentage: | .960 (24-1, 2020-21) |
| Lowest Winning Percentage: | .222 (6-21, 2000) |
| Most Consecutive Victories: 24 (Sept. 29-Dec. 11, 1988) | |
| Most Consecutive Start of Season Victories: | .17 (Sept. 1 - Oct. 10, 1993) |
| Most Consecutive Conference Victories: | .25 (Nov. 5, 2017 - Oct. 11, 2019) |
| Most Consecutive Conference Losses: | .11 (Sept. 29-Nov. 10, 2000) |
| Most Consecutive Losses: | .12 (9/29-11/10/2000) |
| Highest Conference Winning Percentage: | 1.000 (1980, 1983, 1987, 1988, 2018) |
| Most Home Victories: | .25 (1983) |
| Most Home Victories (Regular Season): | .22 (1983) |
| Most Consecutive Home Victories: | .23 (10/25/86-10/8/1988) |
| Most Consecutive Home Losses: | .4 (9/15/78-9/28/1978), (8/31/96-9/14/1996), (10/9/02-10/25/2002) |
| Highest Home Winning Percentage: 1.000 (15-0, 1987; 2018, 2020-21) | |
| Highest Home Winning Percentage (Regular Season): | 1.000 (14-0, 1987; 10-0, 2020-21) |
| Most Road Victories: | .25 (1979) |
| Most Consecutive Road Victories: | .19 (9/13/83-12/10/1983) |
| Highest Road Winning Percentage: | .950 (1983) |
| Most Consecutive Road Losses: 9 (9/29/00-11/10/2000) | |
| Lowest Road Winning Percentage: | .000 (0-11, 2000) |
| Most Kills: | 2,875 (1983) |
| Most Attack Attempts: | 6,558 (1983) |
| Highest Attack Percentage: | .36- (2020-21, 1,271 K, 311 E, 2,667 TA) |
| Most Assists: | 2,435 (1983) |

| | |
|--------------------------------------|--------------|
| Most Service Aces: | .390 (1983) |
| Most Block Solos: | .393 (1983) |
| Most Block Assists: | .620 (2007) |
| Most Digs: | 2,713 (1983) |

Match

| | |
|---|---|
| Most Kills: | 107 vs. Duke, 10/9/1992 |
| Most Attack Attempts: | 271 vs. Duke, 11/26/1994 |
| Highest Attack Percentage: | .552 (36 K, 4 E, 58 TA) vs. Mississippi State, 11/3/1986 |
| Most Assists: | .91 vs. Duke, 10/9/1992 |
| Most Service Aces: | .21 vs. Ball State, 10/26/1984 |
| Most Block Solos: | .25 vs. Hawaii, 12/11/1983 |
| Most Block Assists: | .39 vs. Georgia, 11/9/1990 |
| Most Digs: | 149, vs. Notre Dame, 10/9/1987 |

INDIVIDUAL RECORDS

Match

| | |
|---|---|
| Most Kills: | .36 Molly Dreisbach (vs. Mississippi State, 10/14/1994 & vs. LSU, 11/18/1994), Marsha Bond (vs. Texas, 12/10/1983), LaTanya Webb (vs. Louisville, 9/17/1997) and Sarah Spinner (vs. American, 11/27/2004) |
| Most Attack Attempts: | .80, Molly Dreisbach (vs. Texas, 11/7/1994) |
| Highest Attack Percentage (min. 10 attack attempts): | 1.000 (10 K, 0 E, 10 AA) Morgan Bergren (vs. Arkansas, 11/29/2014) |
| Most Assists: | .82 Jane Belanger (vs. Duke, 10/9/1992) and Laura Linder (vs. Eastern Michigan, 9/15/1989) |
| Most Service Aces: | .7 Jill Ackerman (vs. Florida State, 10/18/1985), Machel Elliott (vs. Eastern Kentucky, 9/18/1984), Lori Erpinbeck (vs. Louisville, 9/14/1984) |
| Most Digs: | 40, Ashley Dusek (at Auburn, 10/16/2015) |
| Most Block Assists: | .12 Gina Heustis (vs. Arkansas, 11/11/1994), Jenny Muzzey (vs. Georgia, 10/13/1995), Jaclyn Homan (vs. Tennessee, 11/14/1997) and Queen Nzenwa (vs. Auburn 10/26 and at Arkansas, 11/18/2007) |
| Most Block Solos: | .12 |

Lisa Bokovoy (vs. North Carolina, 9/27/1985)

OPPONENT MATCH RECORDS

Team

| | |
|---|--|
| Most Kills: | .96, LSU (10/4/1992) |
| Most Attack Attempts: | .262, Florida (10/30/1987) |
| Highest Attack Percentage: | .500 (60 K, 10 E, 100 AA) Minnesota (9/17/1995) |
| Most Assists: | .87, Nebraska (9/22/1989) |
| Most Service Aces: | .20, Pittsburgh (10/17/1986) |
| Most Block Solos: | .19, Texas-Arlington (10/5/1985) |
| Most Block Assists: | .36, Tennessee (10/11/2006) |
| Most Digs: | 144, Duke (11/26/1994) |

Individual

| | |
|---|--|
| Most Kills: | .53, Priscilla Pacheco, Georgia (11/13/1994) |
| Most Attack Attempts: | .102 Priscilla Pacheco, Georgia (11/13/1994) |
| Highest Attack Percentage: | .778 (35 K, 0 E, 45 AA) Alexandra Oquendo, Georgia (10/8/2004) |
| Most Assists: | .84 Cindy Cox, Colorado (9/26/1987), Kristy Johnson, Georgia (10/13/1995) |
| Most Service Aces: | .7 Wendy Stammer, LSU (11/7/1986); Jill Kerkhoff, Georgia (9/7/1991) and Mary Catherine Aune, Alabama (9/16/2007) |
| Most Block Solos: | .9 Denise Lambert, Texas-Arlington (10/5/1985) |
| Most Block Assists: 14 Erica Hibben, Texas (9/27/1992) | |
| Most Digs: | .36 Christy Peters, Notre Dame (9/5/1992) |

KENTUCKY[®]

VOLLEYBALL

SINGLE MATCH TEAM RECORDS

THREE-SET

| | |
|---------------|---|
| Kills | 62, vs. Alabama, Nov. 11, 2018 |
| Attempts | 146, vs. Texas A&M, Nov. 22, 2013 |
| Percentage | .548, two times, last vs. Loyola Chicago, Sept. 9, 2017 |
| Assists | 53, three times, last vs. Dayton, Aug. 31, 2018 |
| Aces | 13, vs. Texas A&M, Nov. 13, 2021 |
| Digs | 62, two times, last vs. Butler, Aug. 30, 2014 |
| Solo Blocks | 8, vs. Georgia, Oct. 29, 2010 |
| Block Assists | 27, vs Saint Louis, Sep. 10 2016 |
| Total Blocks | 19, at Mississippi State, Nov. 15, 2013 |

FOUR-SET

| | |
|---------------------------|------------------------------------|
| Kills | 81, at Marquette, Sept. 10, 2017 |
| Most Attempts | 184, vs. Florida, Nov. 22, 2009 |
| Highest Attack Percentage | .451, at Marquette, Sept. 10, 2017 |
| Most Assists | 75, at Marquette, Sept. 10, 2017 |
| Most Service Aces | 11, vs. Missouri, Sept. 30, 2018 |
| Most Digs | 83, vs. Oklahoma, Sept. 7, 2012 |
| Most Block Solos | 8, at Georgia, Oct. 21, 2011 |
| Most Block Assists | 30, at Ole Miss, Nov. 13, 2016 |
| Most Total Blocks | 20.5, at Georgia, Oct. 21, 2011 |

FIVE-SET

| | |
|---------------------------|---|
| Kills | 79, vs. LSU, Nov. 10, 2013 |
| Most Attempts | 200, at Ole Miss, Nov. 7, 2008 |
| Highest Attack Percentage | .338, at Georgia, Oct. 28, 2012 |
| Most Assists | 76, vs. Tulsa, Aug. 27, 2011 |
| Most Service Aces | 10, at Florida, Oct. 10, 2008 |
| Most Digs | 99, vs. Dayton, Dec. 1, 2011 |
| Most Block Solos | 7, vs. Auburn, Nov. 27, 2015 |
| Most Block Assists | 32, at Missouri, Oct. 23, 2016 |
| Most Total Blocks | 19, two times, last vs. Auburn, Nov. 27, 2015 |

KENTUCKY®

VOLLEYBALL

MISCELLANEOUS RECORDS

SINGLE-SEASON SCHOOL RECORDS BY CLASS

Senior School Records

| | |
|------------------------------------|-------------------------------|
| Sets Played | Machelle Elliott - 138 (1985) |
| Kills | Marsha Bond - 874 (1983) |
| Attack Attempts | Marsha Bond - 1,666 (1983) |
| Attack Percentage | Emily Franklin - .416 (2017) |
| Assists | Jane Belanger - 1,590 (1993) |
| Service Aces | Lori Erpenbeck - 70 (1984) |
| Block Solos | Marsha Bond - 148 (1983) |
| Block Assists | Jill Ackerman - 131 (1986) |
| Digs | BriAnne Sauer - 580 (2009) |

Junior School Records

| | |
|------------------------------------|-------------------------------|
| Sets Played | Irene Smith - 140 (1985) |
| Kills | Molly Dreisbach - 653 (1994) |
| Attack Attempts | Molly Driesbach -1,623 (1994) |
| Attack Percentage | Lisa Bokovoy - .389 (1987) |
| Assists | Jane Belanger - 1,541 (1992) |
| Service Aces | Irene Smyth - 56 (1985) |
| Block Solos | Lori Erpenbeck - 74 (1983) |
| Block Assists | Queen Nzenwa - 174 (2007) |
| Digs | Stephanie Klefot - 608 (2011) |

Sophomore School Records

| | |
|------------------------------------|------------------------------|
| Sets Played | Jane Belanger - 133 (1991) |
| Kills | Leah Edmond - 539 (2017) |
| Attack Attempts | Leah Edmond 1,239 (2017) |
| Attack Percentage | Madison Lilley - .460 (2018) |
| Assists | Jane Belanger - 1,664 (1991) |
| Service Aces | Krista Robinson - 47 (1992) |
| Block Solos | Lisa Bokovoy - 41 (1986) |
| Block Assists | Kaz Brown - 160 (2015) |
| Digs | Ashley Dusek - 566 (2015) |

Freshman School Records

| | |
|--------------------------------|-----------------------------|
| Sets Played | Lisa Bokovoy - 137 (1985) |
| Assists | Sarah Rumely - 1,488 (2006) |
| Service Aces | Krista Robinson - 67 (1991) |
| Block Solos | Lisa Bokovoy - 80 (1985) |
| Block Assists | Lauren Rapp - 130 (2007) |
| Digs | Jenni Casper - 473 (2003) |

KENTUCKY'S ALL-TIME RECORD BY MONTH

| Year | Aug. | Sept. | Oct. | Nov. | Dec. | Total |
|---------------|--------------|------------------|----------------|----------------|--------------|--------------------|
| 1977 | 0-0 | 9-6 | 10-6 | 0-2 | 0-0 | 19-14 |
| 1978 | 0-0 | 7-10 | 11-5 | 13-2 | 0-5 | 32-22^ |
| 1979 | 0-0 | 7-2-1 | 21-7 | 8-4 | 0-4 | 35-18-1^ |
| 1980 | 0-0 | 9-1 | 18-3 | 11-1 | 1-3 | 39-8 |
| 1981 | 0-0 | 9-4 | 8-2 | 3-6 | 0-0 | 20-12 |
| 1982 | 0-0 | 4-4 | 11-8 | 6-2 | 0-0 | 21-14 |
| 1983 | 1-0 | 18-2 | 19-2 | 4-2 | 2-1 | 44-7 |
| 1984 | 0-0 | 8-3 | 9-1 | 4-4 | 0-0 | 21-8 |
| 1985 | 0-0 | 3-8 | 6-6 | 5-9 | 0-0 | 14-23 |
| 1986 | 0-0 | 9-3 | 6-6 | 7-3 | 0-0 | 22-12 |
| 1987 | 0-0 | 8-1 | 11-0 | 12-1 | 0-0 | 31-2 |
| 1988 | 0-0 | 12-1 | 7-4 | 6-4 | 1-1 | 26-7 |
| 1989 | 0-0 | 10-4 | 9-3 | 5-4 | 0-0 | 24-11 |
| 1990 | 0-0 | 11-4 | 4-5 | 7-2 | 0-1 | 22-12 |
| 1991 | 1-1 | 6-4 | 6-3 | 5-5 | 6-0 | 24-13 |
| 1992 | 0-0 | 10-3 | 7-3 | 7-2 | 1-1 | 25-9 |
| 1993 | 0-0 | 13-0 | 10-2 | 6-1 | 0-1 | 29-4 |
| 1994 | 0-0 | 5-9 | 5-5 | 3-7 | 0-0 | 13-21 |
| 1995 | 0-0 | 4-8 | 4-4 | 2-6 | 0-0 | 10-18 |
| 1996 | 1-2 | 4-8 | 5-4 | 2-6 | 0-0 | 12-20 |
| 1997 | 3-0 | 7-5 | 2-5 | 2-7 | 0-0 | 14-17 |
| 1998 | 0-0 | 10-5 | 5-3 | 1-6 | 0-0 | 16-14 |
| 1999 | 0-0 | 7-6 | 5-5 | 4-4 | 0-0 | 16-15 |
| 2000 | 0-0 | 4-8 | 0-9 | 2-3 | 0-0 | 6-21 |
| 2001 | 1-0 | 5-5 | 6-4 | 1-6 | 0-0 | 13-15 |
| 2002 | 1-2 | 6-4 | 2-6 | 4-6 | 0-0 | 13-18 |
| 2003 | 2-1 | 6-5 | 4-5 | 2-7 | 0-0 | 14-18 |
| 2004 | 0-0 | 9-4 | 3-7 | 0-7 | 0-0 | 12-18 |
| 2005 | 0-0 | 9-4 | 6-2 | 2-4 | 0-1 | 17-12 |
| 2006 | 1-0 | 8-4 | 5-4 | 5-3 | 0-1 | 19-12 |
| 2007 | 4-1 | 10-2 | 5-3 | 3-4 | 0-0 | 22-10 |
| 2008 | 2-1 | 11-1 | 8-1 | 5-2 | 0-1 | 26-6 |
| 2009 | 3-0 | 10-1 | 8-1 | 6-2 | 2-1 | 29-5 |
| 2010 | 0-2 | 8-5 | 5-4 | 4-2 | 0-1 | 17-14 |
| 2011 | 2-2 | 11-1 | 8-1 | 5-1 | 2-1 | 28-6 |
| 2012 | 4-1 | 5-5 | 6-2 | 6-2 | 1-1 | 22-11 |
| 2013 | 0-2 | 10-1 | 5-2 | 6-3 | 1-1 | 22-9 |
| 2014 | 3-0 | 9-2 | 7-2 | 7-1 | 1-1 | 27-6 |
| 2015 | 3-0 | 6-5 | 6-2 | 6-2 | 0-1 | 21-10 |
| 2016 | 2-1 | 8-3 | 7-1 | 5-2 | 1-1 | 23-8 |
| 2017 | 3-0 | 8-2 | 8-0 | 7-1 | 3-1 | 29-4 |
| 2018 | 2-3 | 7-1 | 8-0 | 8-0 | 1-1 | 26-5 |
| 2019 | 2-1 | 7-3 | 6-1 | 8-1 | 2-1 | 25-7 |
| 2020-21 | COVID | COVID | 4-0 | COVID | COVID | 24-1 |
| 2021 | 3-0 | 6-3 | 7-0 | 8-1 | 1-1 | 25-5 |
| 2022 | 1-1 | 6-4 | 7-1 | 6-1 | 2-1 | 22-8 |
| 2023 | 1-1 | 2-5 | 7-0 | 8-0 | 0-0 | 1-1 |
| Totals | 46-22 | 361-179-1 | 333-150 | 237-151 | 28-31 | 1,008-531-1 |
| Pct. | .688 | .667 | .690 | .609 | .464 | .654 |

1,000 KILL CLUB (AT KENTUCKY)

| | | | | | |
|---------------------|-------|------------|---------------------|-------|---------|
| 1. Leah Edmond | 1,978 | 2016-19 | 10. Lauren Rapp | 1,280 | 2007-10 |
| 2. Molly Dreisbach | 1,737 | 1992-95 | 11. Queen Nzenwa | 1,261 | 2005-08 |
| 3. Lisa Bokovoy | 1,657 | 1985-88 | 12. Eunice Thomas | 1,214 | 1990-93 |
| 4. Sarah Spinner | 1,565 | 2001-04 | 13. LaTanya Webb | 1,207 | 1995-98 |
| 5. Whitney Billings | 1,393 | 2010-13 | 14. Lauren O'Conner | 1,204 | 2011-14 |
| 6. Krista Robinson | 1,389 | 1991-93 | 15. Gina Heustis | 1,197 | 1993-96 |
| 7. Kristen Batt | 1,397 | 1999-02 | 16. Mara Eglitis | 1,135 | 1992-95 |
| 8. Alli Stumler | 1,386 | 2018-Pres. | 17. Cathy DeBuono | 1,076 | 1988-91 |
| 9. Katie Eiserman | 1,358 | 1996-99 | 18. Kaz Brown | 1,015 | 2014-17 |



2023-24 Kentucky Women's Volleyball Combined Team Statistics All games

Game Records

| Overall | Conference | Home | Away | Neutral |
|---------|------------|-------|--------|---------|
| 19 - 7 | 17 - 1 | 8 - 2 | 10 - 5 | 1 - 0 |

Team Box Score

| ## | Player | SP | Attack | | | | | Set | | Serve | | | Dig | | | Blocking | | | | | PTS | |
|------------------|--------------------|-----------|-------------|--------------|------------|-------------|-------------|-------------|--------------|------------|------------|-------------|------------|-------------|--------------|-----------|------------|------------|-------------|-----------|-----------|----------------|
| | | | K | K/S | E | TA | PCT | A | A/S | SA | SE | SA/S | RE | DIG | DIG/S | BS | BA | TOT/S | BLK/S | BE | | BHE |
| 1 | Wilson, Megan | 66 | 161 | 2.44 | 76 | 490 | .173 | 5 | 0.08 | 1 | 0 | 0.02 | 4 | 27 | 0.41 | 4 | 23 | 27 | 0.41 | 2 | 0 | 177.5 |
| 3 | Williams, Jordyn | 38 | 59 | 1.55 | 20 | 123 | .317 | 1 | 0.03 | 4 | 13 | 0.11 | 0 | 8 | 0.21 | 1 | 37 | 38 | 1.00 | 3 | 0 | 82.5 |
| 4 | Grome, Emma | 97 | 39 | 0.40 | 9 | 96 | .313 | 1172 | 12.08 | 19 | 61 | 0.20 | 0 | 167 | 1.72 | 5 | 34 | 39 | 0.40 | 5 | 4 | 80.0 |
| 6 | Beavin, Eleanor | 97 | 2 | 0.02 | 0 | 5 | .400 | 54 | 0.56 | 26 | 21 | 0.27 | 17 | 389 | 4.01 | 0 | 0 | 0 | 0.00 | 0 | 1 | 28.0 |
| 9 | Walker, Riah | 9 | 0 | 0.00 | 0 | 0 | .000 | 0 | 0.00 | 0 | 2 | 0.00 | 1 | 9 | 1.00 | 0 | 0 | 0 | 0.00 | 0 | 0 | 0.0 |
| 10 | Rutherford, Reagan | 67 | 238 | 3.55 | 75 | 515 | .317 | 3 | 0.04 | 8 | 15 | 0.12 | 6 | 105 | 1.57 | 1 | 62 | 63 | 0.94 | 3 | 0 | 278.0 |
| 11 | Goetzinger, Elise | 90 | 233 | 2.59 | 81 | 521 | .292 | 1 | 0.01 | 11 | 25 | 0.12 | 0 | 32 | 0.36 | 7 | 60 | 67 | 0.74 | 8 | 1 | 281.0 |
| 12 | Tuozzo, Molly | 97 | 2 | 0.02 | 0 | 5 | .400 | 31 | 0.32 | 29 | 42 | 0.30 | 9 | 213 | 2.20 | 0 | 1 | 1 | 0.01 | 0 | 0 | 31.5 |
| 13 | Lamb, Erin | 50 | 114 | 2.28 | 46 | 329 | .207 | 1 | 0.02 | 0 | 2 | 0.00 | 5 | 28 | 0.56 | 2 | 8 | 10 | 0.20 | 4 | 0 | 120.0 |
| 15 | Tealer, Azhani | 91 | 199 | 2.19 | 48 | 392 | .385 | 4 | 0.04 | 0 | 0 | 0.00 | 0 | 25 | 0.27 | 8 | 78 | 86 | 0.95 | 7 | 3 | 246.0 |
| 17 | DeLeye, Brooklyn | 95 | 349 | 3.67 | 97 | 867 | .291 | 12 | 0.13 | 12 | 38 | 0.13 | 14 | 157 | 1.65 | 3 | 15 | 18 | 0.19 | 6 | 0 | 371.5 |
| 19 | Whitworth, Audrey | 90 | 0 | 0.00 | 0 | 2 | .000 | 17 | 0.19 | 27 | 42 | 0.30 | 14 | 163 | 1.81 | 0 | 0 | 0 | 0.00 | 0 | 0 | 27.0 |
| KENTUCKY | | 97 | 1396 | 14.39 | 452 | 3345 | .282 | 1301 | 13.41 | 137 | 261 | 1.41 | 84 | 1323 | 13.64 | 31 | 318 | 190 | 1.96 | 38 | 9 | 1,723.0 |
| Opponents | | 97 | 1165 | 12.01 | 455 | 3193 | .222 | 1083 | 11.16 | 84 | 210 | 0.87 | 137 | 1197 | 12.34 | 35 | 364 | 217 | 2.24 | 34 | 16 | 1,466.0 |

Team statistics

| | UK | OPP |
|-------------------------|---------|---------|
| ATTACK | | |
| Kills | 1396 | 1165 |
| Errors | 452 | 455 |
| Total Attacks | 3345 | 3193 |
| Attack Pct | .282 | .222 |
| Kills/Set | 14.39 | 12.01 |
| SET | | |
| Assists | 1301 | 1083 |
| Attempts | 3281 | 3135 |
| Assist Pct | .397 | .345 |
| Assists/Set | 13.41 | 11.16 |
| SERVE | | |
| Aces | 137 | 84 |
| Errors | 261 | 210 |
| Attempts | 2226 | 2005 |
| Serve Pct | .883 | .895 |
| Aces/Set | 1.41 | 0.87 |
| SERVE RECEPTIONS | | |
| Errors | 84 | 137 |
| Errors/Set | 0.87 | 1.41 |
| Attempts | 1795 | 1965 |
| Reception Pct | .953 | .999 |
| DEFENSE | | |
| Digs | 1323 | 1197 |
| Digs/Set | 13.64 | 12.34 |
| BLOCKING | | |
| Block solo | 31 | 35 |
| Block Assist | 318 | 364 |
| Total Blocks | 190 | 217 |
| Blocks/Set | 1.96 | 2.24 |
| Block Errors | 38 | 34 |
| Ball handling errors | 9 | 16 |
| ATTENDANCE | | |
| Total | 31204 | 56664 |
| Dates/Avg Per Date | 10/3120 | 15/3778 |
| Neutral Site #/Avg | 1/157 | - |
| Current win streak | 0 | - |
| Home win streak | 0 | - |

Team Results

| Date | Opponent | Score | Score-by-set | Att. |
|--------------|-------------------|-------|-------------------------------|-------|
| 08/25/2023 | at Colorado St. | L 1-3 | 27-29,19-25,25-20,18-25 | 7687 |
| 08/26/2023 | at Northern Colo. | W 3-1 | 25-22,25-14,22-25,25-14 | 1941 |
| 09/01/2023 | Pittsburgh | L 0-3 | 14-25,21-25,22-25 | 5048 |
| 09/03/2023 | at Pittsburgh | L 1-3 | 21-25,27-25,13-25,22-25 | 3867 |
| 09/08/2023 | vs Houston | W 3-1 | 25-21,18-25,25-17,25-22 | 157 |
| 09/09/2023 | at Purdue | L 2-3 | 23-25,25-19,22-25,25-12,16-18 | 2415 |
| 09/13/2023 | at Louisville | L 0-3 | 19-25,23-25,18-25 | 12760 |
| 09/17/2023 | at Nebraska | L 1-3 | 14-25,22-25,25-23,21-25 | 8531 |
| * 09/22/2023 | LSU | W 3-1 | 23-25,25-22,25-18,25-13 | 3533 |
| * 09/24/2023 | Tennessee | L 0-3 | 23-25,18-25,18-25 | 3412 |
| * 09/29/2023 | at Georgia | W 3-2 | 25-23,25-16,23-25,19-25,15-13 | 1375 |
| * 10/01/2023 | at Alabama | W 3-1 | 25-21,25-14,19-25,25-16 | 1240 |
| * 10/06/2023 | at Missouri | W 3-1 | 25-19,25-21,23-25,26-24 | 2921 |
| * 10/08/2023 | Ole Miss | W 3-1 | 25-14,26-28,25-10,25-11 | 2241 |
| * 10/15/2023 | at Tennessee | W 3-0 | 25-20,26-24,27-25 | 2545 |
| * 10/20/2023 | Mississippi St. | W 3-0 | 25-20,25-12,25-22 | 2426 |
| * 10/22/2023 | Arkansas | W 3-2 | 16-25,25-16,25-22,19-25,15-10 | 2244 |
| * 10/27/2023 | at LSU | W 3-0 | 25-18,26-24,25-18 | 1340 |
| * 11/03/2023 | at South Carolina | W 3-1 | 25-17,25-17,18-25,25-15 | 1306 |
| * 11/05/2023 | at Florida | W 3-1 | 25-23,20-25,25-22,25-18 | 3260 |
| * 11/08/2023 | at Auburn | W 3-0 | 25-14,25-11,25-14 | 2529 |
| * 11/12/2023 | Georgia | W 3-0 | 25-13,25-23,25-20 | 3390 |
| * 11/16/2023 | Texas A&M | W 3-1 | 25-17,25-20,24-26,25-12 | 2058 |
| * 11/19/2023 | Missouri | W 3-1 | 25-12,25-15,18-25,25-21 | 2761 |
| * 11/22/2023 | at Arkansas | W 3-0 | 25-19,25-14,26-24 | 2947 |
| * 11/25/2023 | Florida | W 3-0 | 25-18,25-21,25-20 | 4091 |



2023-24 Kentucky Women's Volleyball Combined Team Statistics In Conference games

Game Records

| Overall | Conference | Home | Away | Neutral |
|---------|------------|-------|-------|---------|
| 17 - 1 | 17 - 1 | 8 - 1 | 9 - 0 | 0 - 0 |

Team Box Score

| # | Player | SP | Attack | | | | | Set | | Serve | | | Dig | | Blocking | | | | | PTS | | |
|------------------|--------------------|-----------|------------|--------------|------------|-------------|-------------|------------|--------------|-----------|------------|-------------|-----------|------------|--------------|-----------|------------|------------|-------------|-----------|-----------|----------------|
| | | | K | K/S | E | TA | PCT | A | A/S | SA | SE | SA/S | RE | DIG | DIG/S | BS | BA | TOT/S | BLK/S | | BE | BHE |
| 1 | Wilson, Megan | 48 | 126 | 2.63 | 56 | 367 | .191 | 3 | 0.06 | 0 | 0 | 0.00 | 3 | 19 | 0.40 | 3 | 17 | 20 | 0.42 | 1 | 0 | 137.5 |
| 3 | Williams, Jordyn | 24 | 42 | 1.75 | 14 | 85 | .329 | 0 | 0.00 | 2 | 8 | 0.08 | 0 | 6 | 0.25 | 1 | 19 | 20 | 0.83 | 1 | 0 | 54.5 |
| 4 | Grome, Emma | 66 | 24 | 0.36 | 5 | 61 | .311 | 837 | 12.68 | 11 | 37 | 0.17 | 0 | 122 | 1.85 | 4 | 24 | 28 | 0.42 | 2 | 3 | 51.0 |
| 6 | Beavin, Eleanor | 66 | 1 | 0.02 | 0 | 3 | .333 | 35 | 0.53 | 20 | 15 | 0.30 | 12 | 286 | 4.33 | 0 | 0 | 0 | 0.00 | 0 | 1 | 21.0 |
| 9 | Walker, Riah | 2 | 0 | 0.00 | 0 | 0 | .000 | 0 | 0.00 | 0 | 0 | 0.00 | 0 | 1 | 0.50 | 0 | 0 | 0 | 0.00 | 0 | 0 | 0.0 |
| 10 | Rutherford, Reagan | 36 | 121 | 3.36 | 37 | 250 | .336 | 0 | 0.00 | 0 | 0 | 0.00 | 2 | 22 | 0.61 | 0 | 38 | 38 | 1.06 | 3 | 0 | 140.0 |
| 11 | Goetzinger, Elise | 66 | 162 | 2.45 | 59 | 371 | .278 | 1 | 0.02 | 8 | 16 | 0.12 | 0 | 26 | 0.39 | 5 | 41 | 46 | 0.70 | 6 | 1 | 195.5 |
| 12 | Tuozzo, Molly | 66 | 2 | 0.03 | 0 | 3 | .667 | 25 | 0.38 | 19 | 28 | 0.29 | 6 | 152 | 2.30 | 0 | 0 | 0 | 0.00 | 0 | 0 | 21.0 |
| 13 | Lamb, Erin | 31 | 75 | 2.42 | 21 | 192 | .281 | 1 | 0.03 | 0 | 0 | 0.00 | 1 | 17 | 0.55 | 1 | 3 | 4 | 0.13 | 2 | 0 | 77.5 |
| 15 | Tealer, Azhani | 66 | 155 | 2.35 | 35 | 297 | .404 | 3 | 0.05 | 0 | 0 | 0.00 | 0 | 22 | 0.33 | 7 | 60 | 67 | 1.02 | 2 | 3 | 192.0 |
| 17 | DeLeye, Brooklyn | 66 | 280 | 4.24 | 61 | 654 | .335 | 8 | 0.12 | 8 | 27 | 0.12 | 9 | 149 | 2.26 | 2 | 6 | 8 | 0.12 | 2 | 0 | 293.0 |
| 19 | Whitworth, Audrey | 66 | 0 | 0.00 | 0 | 1 | .000 | 13 | 0.20 | 22 | 33 | 0.33 | 12 | 129 | 1.95 | 0 | 0 | 0 | 0.00 | 0 | 0 | 22.0 |
| KENTUCKY | | 66 | 988 | 14.97 | 288 | 2284 | .306 | 926 | 14.03 | 90 | 164 | 1.36 | 53 | 951 | 14.41 | 23 | 208 | 127 | 1.92 | 19 | 8 | 1,205.0 |
| Opponents | | 66 | 763 | 11.56 | 328 | 2218 | .196 | 713 | 10.80 | 53 | 135 | 0.80 | 90 | 804 | 12.18 | 24 | 230 | 139 | 2.11 | 19 | 13 | 955.0 |

Team statistics

| | UK | OPP |
|-------------------------|--------|--------|
| ATTACK | | |
| Kills | 988 | 763 |
| Errors | 288 | 328 |
| Total Attacks | 2284 | 2218 |
| Attack Pct | .306 | .196 |
| Kills/Set | 14.97 | 11.56 |
| SET | | |
| Assists | 926 | 713 |
| Attempts | 2226 | 2170 |
| Assist Pct | .416 | .329 |
| Assists/Set | 14.03 | 10.80 |
| SERVE | | |
| Aces | 90 | 53 |
| Errors | 164 | 135 |
| Attempts | 1551 | 1302 |
| Serve Pct | .894 | .896 |
| Aces/Set | 1.36 | 0.80 |
| SERVE RECEPTIONS | | |
| Errors | 53 | 90 |
| Errors/Set | 0.80 | 1.36 |
| Attempts | 1167 | 1387 |
| Reception Pct | .955 | .999 |
| DEFENSE | | |
| Digs | 951 | 804 |
| Digs/Set | 14.41 | 12.18 |
| BLOCKING | | |
| Block solo | 23 | 24 |
| Block Assist | 208 | 230 |
| Total Blocks | 127 | 139 |
| Blocks/Set | 1.92 | 2.11 |
| Block Errors | 19 | 19 |
| Ball handling errors | 8 | 13 |
| ATTENDANCE | | |
| Total | 26156 | 19463 |
| Dates/Avg Per Date | 9/2906 | 9/2163 |
| Neutral Site #/Avg | 0/0 | - |
| Current win streak | 0 | - |
| Home win streak | 0 | - |

Team Results

| Date | Opponent | Score | Score-by-set | Att. |
|--------------|-------------------|-------|-------------------------------|------|
| * 09/22/2023 | LSU | W 3-1 | 23-25,25-22,25-18,25-13 | 3533 |
| * 09/24/2023 | Tennessee | L 0-3 | 23-25,18-25,18-25 | 3412 |
| * 09/29/2023 | at Georgia | W 3-2 | 25-23,25-16,23-25,19-25,15-13 | 1375 |
| * 10/01/2023 | at Alabama | W 3-1 | 25-21,25-14,19-25,25-16 | 1240 |
| * 10/06/2023 | at Missouri | W 3-1 | 25-19,25-21,23-25,26-24 | 2921 |
| * 10/08/2023 | Ole Miss | W 3-1 | 25-14,26-28,25-10,25-11 | 2241 |
| * 10/15/2023 | at Tennessee | W 3-0 | 25-20,26-24,27-25 | 2545 |
| * 10/20/2023 | Mississippi St. | W 3-0 | 25-20,25-12,25-22 | 2426 |
| * 10/22/2023 | Arkansas | W 3-2 | 16-25,25-16,25-22,19-25,15-10 | 2244 |
| * 10/27/2023 | at LSU | W 3-0 | 25-18,26-24,25-18 | 1340 |
| * 11/03/2023 | at South Carolina | W 3-1 | 25-17,25-17,18-25,25-15 | 1306 |
| * 11/05/2023 | at Florida | W 3-1 | 25-23,20-25,25-22,25-18 | 3260 |
| * 11/08/2023 | at Auburn | W 3-0 | 25-14,25-11,25-14 | 2529 |
| * 11/12/2023 | Georgia | W 3-0 | 25-13,25-23,25-20 | 3390 |
| * 11/16/2023 | Texas A&M | W 3-1 | 25-17,25-20,24-26,25-12 | 2058 |
| * 11/19/2023 | Missouri | W 3-1 | 25-12,25-15,18-25,25-21 | 2761 |
| * 11/22/2023 | at Arkansas | W 3-0 | 25-19,25-14,26-24 | 2947 |
| * 11/25/2023 | Florida | W 3-0 | 25-18,25-21,25-20 | 4091 |