



ILLINOIS STATE REDBIRDS vs #8 KENTUCKY WILDCATS

(8-4, 2-0 MISSOURI VALLEY CONFERENCE) (9-2, 0-0 SOUTHEASTERN CONFERENCE)

FRIDAY, DECEMBER 29, 2023 // 6 PM CT // RUPP ARENA // LEXINGTON, KENTUCKY

2023-24 SCHEDULE/RESULTS

OVERALL RECORD: 8-4

MVC: 2-0 // Non-Conference: 6-4
Home: 6-1 // Away: 1-1 // Neutral: 1-2

OCTOBER (0-0)

29 ILLINOIS WESLEYAN (Exh) W, 78-46

NOVEMBER (4-3, 1-0 MVC)

6	LOURDES	ESPN+	W, 75-56
11	at Saint Louis	ESPN+	L, 71-80
15	EASTERN ILLINOIS	Marquee / ESPN+	W, 69-61
20	vs. Long Beach State ¹	FloHoops	W, 61-52
21	vs. High Point ¹	FloHoops	L, 72-74
22	vs. Wright State ¹	FloHoops	L, 49-74
30	at UIC •	ESPN+	W, 69-64

DECEMBER (4-1, 10-0 MVC)

3	MURRAY STATE •	MVC TV Network	W, 76-72
6	NORTHERN KENTUCKY	ESPN+	W, 62-59
9	NORFOLK STATE	ESPN+	L, 58-64
17	NORTH DAKOTA STATE	ESPN+	W, 75-65
21	SEMO	ESPN+	W, 85-64
29	at Kentucky	SEC Network	6 p.m.

JANUARY (0-0)

2	at Drake •	CBS Sports Network	8 p.m.
6	SOUTHERN ILLINOIS •	Marquee / ESPN+	6 p.m.
10	at Belmont •	ESPN+	6:30 p.m.
14	VALPARAISO •	ESPN+	2 p.m.
17	DRAKE •	Marquee / ESPN+	7 p.m.
20	at Missouri State •	ESPN+	1 p.m.
23	BELMONT •	ESPN+	7 p.m.
27	at Evansville •	MVC Wild Card	1 p.m.
30	at Murray State •	ESPN+	TBD

FEBRUARY (0-0)

3	BRADLEY •	MVC Wild Card	TBD
7	UIC •	Marquee / ESPN+	7 p.m.
10	at Southern Illinois •	MVC Wild Card	TBD
13	at Indiana State •	ESPN+	6 p.m.
18	EVANSVILLE •	MVC Wild Card	TBD
21	UNI •	ESPN+	7 p.m.
24	at Bradley •	MVC Wild Card	TBD
28	MISSOURI STATE •	ESPN+	7 p.m.

MARCH (0-0)

3	at Valparaiso •	MVC Wild Card	TBD
7	MVC First Round ²	MVC TV Network	TBD
8	MVC Quarterfinal ²	MVC TV Network	TBD
9	MVC Semifinal ²	CBS Sports Network	TBD
10	MVC Championship ²	CBS	TBD

¹ = Gulf Coast Showcase (Fort Myers, Florida)

² = Arch Madness (St. Louis, Mo.)

³ = Missouri Valley Conference Game

MVC TV Network consists of: Bally Sports Midwest, Bally Sports Indiana, Bally Sports Kansas City, and NBC Sports Chicago

ILLINOIS STATE ATHLETICS COMMUNICATIONS

Bill Salyer, Director / MBB Contact
203A Horton Field House
Normal, IL 61790-7130
Cell: (260) 705-3963 / Office: (309) 438-3805
Email: wesalye@ilstu.edu

MATCH-UP



REDBIRDS

Head Coach: Ryan Pedon
Alma Mater: Wooster '00
Record at ISU: 19-25 (2nd season)
Career Record: 19-25 (2nd season)
Pedon vs. Kentucky: 0-0



#8 WILDCATS

Head Coach: John Calipari
Alma Mater: Clarion '82
Record at Kentucky: 396-115 (15th season)
Career Record: 799-253 (32nd season)
Calipari vs. Illinois State: 1-0

QUICK HITTERS

• Kentucky leading scorer Antonio Reeves started his career at Illinois State, scoring 1,195 points over his three years with the Redbirds. In the year between graduating from Ohio State where he was a manager for the Buckeyes, and joining the Illinois State men's basketball staff as Chief of Staff, Mike Mastroianni was an assistant for his father's team at Quaker Valley High School. One of his student-athletes that he mentored while with Quaker Valley was current Kentucky guard Adou Thiero.

• With Illinois State's 8-4 record, the Redbirds are tied for the program's best 12-game start since the 2012-13 squad opened the year 9-3. The team's eight NCAA Division I wins before Christmas is also the most since the 2012-13 team opened the year with nine pre-Christmas victories.

• With his 25 points in the second half against North Dakota State on December 17, Illinois State senior guard Darius Burford has the ninth-highest scoring half in program history, and the highest since Osiris Eldridge scored 26 points in the second half at Drake on January 17, 2010.

• Since 1992-93 there have been just eight freshman student-athletes to shoot 49% or better on field goal attempts, 44% or better from long distance, and 87% or better from the charity stripe. ISU freshman Johnny Kinziger is among those, along with former Duke standout Kyrie Irving, former Marquette standout Steve Novak, and current Kentucky freshman Reed Sheppard.

• When Illinois State had a +8 turnover margin against Murray State on December 3, it was the highest by the program since January 21, 2022.

• With a field goal percentage of .581 against UIC on November 30, the Redbirds had their ninth-best field goal percentage in a game since 2010-11, and that high percentage came against the school that had the fifth-best defensive field goal percentage in the country.

• Illinois State and Northern Kentucky went back and forth during their game on December 6, and the lead traded hands 19 times, which is the sixth-most in a game for the Redbirds since the 2003-04 season.

• Late in the second half against North Dakota State, Illinois State scored 15 consecutive points, which is tied for the longest scoring streak for the Redbirds since February of 2021. Three current Redbirds played in that last game with a longer scoring streak: Harouna Sissoko and Nik Stadelman suited up for the Redbirds, while Dalton Banks, playing for Southern Illinois, was on the receiving end of the 18-0 ISU run as a member of the Salukis.

• Illinois State started the season with a 2-0 MVC record for the first time since 2017-18, and for the 15th time in program history.

• With his six steals against Long Beach State, senior guard Dalton Banks recorded the fourth-most steals in a game in program history. His total is also tied for the 24th-best in a game by a NCAA Division I basketball player this season.

REDBIRD PROJECTED STARTERS

(BASED ON THE LAST GAME'S STARTING LINEUP)

Pos.	No.	Name	Ht.	Wt.	Cl.	Hometown	PPG	RPG	APG	FG%	3FG%	FT%
F	4	Myles Foster	6-7	235	Sr.	Brooklyn, N.Y.	9.6	6.8	1.3	.500	.000	.509
F	22	Kendall Lewis	6-8	210	5th	Snellville, Ga.	8.8	5.6	0.9	.615	.364	.763
G	1	Malachi Poindexter	6-2	190	Sr.	Mineral, Va.	7.8	3.2	1.5	.357	.239	.852
G	3	Dalton Banks	6-2	190	Sr.	Eau Claire, Wis.	10.9	4.0	3.7	.426	.372	.630
G	10	Darius Burford	6-0	166	Sr.	Bolingbrook, Ill.	13.7	2.5	1.4	.448	.225	.833

Reserves

G	0	Luke Kasubke	6-5	190	Sr.	St. Louis, Mo.	4.2	1.9	0.8	.333	.375	.667
G	2	Ty Pence	6-6	210	Fr.	St. Joseph, Ill.	0.5	1.0	0.4	.056	.000	.667
G	5	Jordan Davis	6-4	200	Sr.	La Crosse, Wis.	2.7	2.2	0.4	.310	.286	.000
G	11	Johnny Kinziger	5-11	165	Fr.	De Pere, Wis.	7.3	1.6	1.1	.492	.441	.875
F	12	Brandon Lieb	7-1	230	Sr.	Deerfield, Ill.	4.1	4.3	0.6	.348	.182	.750
G	13	Ty Blake	6-4	190	Fr.	Normal, Ill.	0.0	0.0	0.0	-	-	-
G	14	Nik Stadelman	6-0	185	Sr.	Rockford, Ill.	1.5	0.5	0.0	.500	.500	.000
F	23	Harouna Sissoko	6-7	215	r-Sr.	Kayes, Mali	1.3	1.1	0.0	.286	.000	.833
F	50	Ryan Schmitt	6-11	225	5th	Van Meter, Iowa	3.0	0.0	0.0	.400	.000	1.000

GAME INFORMATION

SERIES HISTORY

Overall	Kentucky leads 1-0
Current Streak	Kentucky 1 win
in Lexington	Kentucky leads 1-0
Last Meeting	Kentucky 75, Illinois State 63 Nov. 30, 2015 // Lexington, Ky.

TELEVISION

SEC Network	
Play-by-Play	Kevin Fitzgerald
Analyst	Daymeon Fishback

RADIO

Flagships	WJBC 1230 AM & 93.7 FM
Online	www.goredbirds.com/watch
Play-by-Play	John Fitzgerald
Analyst	Mike Matthews

STATISTICAL COMPARISON

	ILS	UK
Overall Record	8-4	9-2
Conference Record	2-0	0-0
Scoring Offense	68.5	90.6
Scoring Defense	65.4	73.7
Scoring Margin	+3.1	+16.9
FG Percentage	.424	.497
FG Percentage Defense	.412	.423
3FG Percentage	.288	.414
3FG Percentage Defense	.323	.322
3FG Per Game	6.3	10.5
Free Throw Percentage	.702	.734
Rebounding Offense	37.1	38.1
Rebounding Margin	+3.2	+2.4
Assists Per Game	11.7	19.1
Turnovers Per Game	13.0	9.7
Turnover Margin	-0.1	+5.0
Assist / Turnover Ratio	0.9	2.0
Steals Per Game	6.5	9.2
Blocked Shots/Game	2.8	5.5

GENERAL INFORMATION

Name of School	Illinois State University
City/Zip	Normal, IL / 61761
Founded	1857
Enrollment	20,989
Nickname	Redbirds
School Colors	Red (PMS 186) and White
Arena Name	CEFCU Arena
Capacity	9,600
Affiliation	NCAA Division I
Conference	Missouri Valley
Interim President	Dr. Aondover Tarhule
Interim Athletic Director	Dr. Jeri Begs
Ticket Office Phone	(309) 438-8000
Website	GoRedbirds.com
Twitter	@ISURedbirds
Basketball Twitter	@Redbird_MBB
Basketball Hashtag	#REDBIRDhoops

HISTORY

First Year of Basketball	1898-99 (126th season)
All-Time Record	1672-1238
NCAA Appearances	6
Last	1998
NIT Appearances	14
Last	2017
CBI Appearances	1
Last	2014
Last Postseason	UCF (NIT Second Round)

COACHING STAFF

Head Coach (Yrs.)	Ryan Pedon (2nd)
Alma Mater	Wooster '00
Assistant Coach (Yrs.)	Rob Judson (8th / 2nd)
Alma Mater	Illinois '80
Assistant Coach (Yrs.)	Andrew Dakich (2nd)
Alma Mater	Michigan '17
Assistant Coach (Yrs.)	Jason Slay (1st)
Alma Mater	West Virginia State '08
Chief of Staff	Mike Mastroianni (2nd)
Alma Mater	Ohio State '21
Graduate Assistant	Tyler Hicks (2nd)
Alma Mater	Ohio State '22
Graduate Assistant	Jack Betz (2nd)
Alma Mater	Ohio State '22
Athletic Trainer	John Munn
Strength Coach	Ryan Swenson

ATHLETICS COMMUNICATIONS

Men's Basketball Contact	Bill Salyer
Email	wesalye@ilstu.edu
Office Phone	(309) 438-3805
Cell Phone	(260) 705-3963
SID Mailing Address	Illinois State University Campus Box 7130 Normal, IL 61790-7130
Overnight Address	Horton Field House 203C College at Delaine Normal, IL 61761

SCOUTING KENTUCKY

Kentucky comes into its final non-conference game of the season on Friday night with a 9-2 overall record and riding a three-game win streak.

In the team's most recent win, a 95-76 victory over in-state rival Louisville, Antonio Reeves scored a game-high 30 points, while Tre Mitchell scored 18 points with a dozen rebounds. Justin Edwards (13), Rob Dillingham (12), and Reed Sheppard (11) also each reached double-figure scoring in the win. Sheppard dished out a game-high 11 assists, while Mitchell had three blocked shots in the win.

This season it is Reeves - an Illinois State transfer - who leads the Wildcats in scoring at 18.3 points per game. Five others: Dillingham (14.2), Mitchell (13.2), Sheppard (12.6), D.J. Wagner (11.7) each average double-figure points, with Edwards just off the pace at 9.9 points per game.

REDBIRD-WILDCAT TIES

Kentucky leading scorer Antonio Reeves started his career at Illinois State, scoring 1,195 points over his three years with the Redbirds. In the year between graduating from Ohio State where he was a manager for the Buckeyes, and joining the Illinois State men's basketball staff as Chief of Staff, Mike Mastroianni was an assistant for his father's team at Quaker Valley High School. One of his student-athletes that he mentored while with Quaker Valley was current Kentucky guard Adou Thiero.

STRONG START

With Illinois State's 8-4 record, the Redbirds are tied for the program's best 12-game start since the 2012-13 squad opened the year 9-3. The team's eight NCAA Division I wins before Christmas is also the most since the 2012-13 team opened the year with nine pre-Christmas victories.

BIG HALF

After scoring three points in the opening 20 minutes against North Dakota State on December 17, Illinois State guard Darius Burford erupted over the second half, scoring 25 points, making 9-of-11 shots from the field and 7-of-8 from the charity stripe. His quarter-century scoring half was last accomplished by a Redbird when Osiris Eldridge scored 26 points in the second at Drake on January 17, 2010. Burford's total stands tied as the ninth-highest scoring half in program history since 1971-72.

Rk.	Pts.	Student-Athlete	Opponent	Date	Half
1	31	Bubbles Hawkins	Northern Illinois	Feb. 20, 1974	1st
2	30	Doug Collins	LSU-New Orleans	Jan. 3, 1973	2nd
	30	Doug Collins	Ball State	Jan. 15, 1972	1st
4	27	Bubbles Hawkins	Northern Illinois	Feb. 20, 1974	2nd
	27	Doug Collins	LSU-New Orleans	Jan. 3, 1973	1st
6	26	Osiris Eldridge	at Drake	Jan. 17, 2010	2nd
	26	Rico Hill	at Evansville	Feb. 18, 1998	2nd
	26	Rick Whitlow	at Louisville	Mar. 4, 1974	1st
9	25	Darius Burford	North Dakota State	Dec. 17, 2023	2nd
	25	Seven other times			

YOUNG PERCENTAGES

This season, Redbird freshman Johnny Kinziger has made just under half of his field goal tries, over 44 percent of his three-point attempts and over 87 percent of his free throws. There are just eight freshman student-athletes in NCAA Division I basketball since 1992-93 with those percentage and at least 15 made three-pointers. Of that group, includes Iowa State freshman Milan Momcilovic, who shared Wisconsin Co-Mr. Basketball honors with Kinziger.

Student-Athlete	School	Season	FG%	3FG%	FT%	3FG	Pts
Markus Howard	Marquette	2016-17	.506	.547	.889	82	410
Steve Novak	Marquette	2002-03	.504	.505	.939	55	220
Kyrie Irving	Duke	2010-11	.529	.462	.901	18	192
Milan Momcilovic	Iowa State	2023-24	.495	.441	.897	26	162
Mike Sixsmith	Sacred Heart	2020-21	.568	.542	.909	32	144
Reed Sheppard	Kentucky	2023-24	.585	.542	.909	26	139
Johnny Kinziger	Illinois State	2023-24	.492	.441	.875	15	87
Alex Hemenway	Clemson	2019-20	.500	.476	1.000	20	72

SHOOTING WELL AGAINST A GOOD DEFENSE

On Thursday, November 30, the Illinois State Redbirds made 58.1 percent of their shots against the UIC Flames. UIC came into the game with the fifth-best field goal percentage defense in the country. Since 2010-11 the Redbirds have only had eight games against a NCAA Division I opponent with a better field goal percentage than against the Flames. What makes the Thursday percentage so impressive is that UIC came into the game with the fifth-best defensive field goal percentage in the NCAA. Below are the ten highest single-game field goal percentages since 2010-11, and where the school sat in the NCAA rankings for defensive field goal percentage (with the exception of UC Santa Barbara, as the game was the season-opener and there were no NCAA rankings at that point of the season).

FG%	School	Def. FG% Rank	Date
.702	Evansville	340	Jan. 21, 2022
.643	Bethune-Cookman	324	Nov. 27, 2011
.627	at Ole Miss	37	Mar. 14, 2012
.625	at Evansville	286	Jan. 10, 2021
.621	UC Santa Barbara	-	Nov. 12, 2012
.592	Missouri State	267	Feb. 27, 2013
.585	Morehead State	222	Dec. 7, 2011
.583	at Loyola Chicago	210	Feb. 3, 2016
.581	at UIC	5	Nov. 30, 2023
.576	at Drake	250	Feb. 7, 2017

SEASON AND CAREER TOTALS

	2023-24	at ISU
DOUBLE-DIGIT SCORING GAMES		
Darius Burford	8 (6-2)	31 (14-17)
Dalton Banks	8 (6-2)	8 (6-2)
Myles Foster	6 (4-2)	6 (4-2)
Malachi Poindexter	4 (2-2)	17 (5-12)
Johnny Kinziger	4 (2-2)	4 (2-2)
Kendall Lewis	3 (3-0)	33 (15-18)
Luke Kasubke	2 (2-0)	11 (8-3)
Ryan Schmitt	0 (0-0)	1 (0-1)
Harouna Sissoko	0 (0-0)	1 (0-0)
20+ POINT GAMES		
Darius Burford	3 (3-0)	8 (4-4)
Kendall Lewis	0 (0-0)	5 (1-4)
Harouna Sissoko	0 (0-0)	1 (0-0)
10+ REBOUND GAMES		
Myles Foster	2 (1-1)	2 (1-1)
Kendall Lewis	1 (1-0)	14 (7-7)
Brandon Lieb	1 (0-1)	1 (0-1)
Darius Burford	0 (0-0)	1 (0-1)
Harouna Sissoko	0 (0-0)	1 (0-0)
3+ STEAL GAMES		
Darius Burford	1 (1-0)	2 (1-1)
Myles Foster	1 (1-0)	1 (0-0)
Dalton Banks	1 (1-0)	1 (0-0)
Johnny Kinziger	1 (0-1)	1 (0-1)
Kendall Lewis	0 (0-0)	9 (4-5)
Luke Kasubke	0 (0-0)	1 (0-1)
Malachi Poindexter	0 (0-0)	1 (0-1)
3+ THREE-POINT FIELD GOALS		
Dalton Banks	2 (1-1)	2 (1-1)
Luke Kasubke	1 (1-0)	6 (6-0)
Darius Burford	1 (1-0)	3 (1-2)
Jordan Davis	1 (1-0)	1 (1-0)
Johnny Kinziger	1 (0-1)	1 (0-1)
Malachi Poindexter	0 (0-0)	6 (3-3)
Kendall Lewis	0 (0-0)	2 (0-2)
STARTS		
Malachi Poindexter	12 (8-4)	37 (15-22)
Dalton Banks	12 (8-4)	12 (8-4)
Darius Burford	11 (7-4)	39 (16-23)
Myles Foster	11 (8-3)	11 (8-3)
Kendall Lewis	7 (5-2)	68 (28-40)
Brandon Lieb	6 (3-3)	6 (3-3)
Luke Kasubke	2 (1-1)	15 (5-10)
Harouna Sissoko	0 (0-0)	24 (8-16)
Ryan Schmitt	0 (0-0)	7 (3-4)

SEASON AND CAREER TOTALS

	2022-23	at ISU
TEAM LEADER IN POINTS		
Darius Burford	5 (3-2)	15 (5-10)
Kendall Lewis	3 (2-1)	8 (3-5)
Malachi Poindexter	2 (1-1)	5 (2-3)
Dalton Banks	2 (2-0)	2 (2-0)
Luke Kasubke	1 (1-0)	3 (3-0)
Johnny Kinziger	1 (0-1)	1 (0-1)
TEAM LEADER IN REBOUNDS		
Myles Foster	6 (4-2)	6 (4-2)
Kendall Lewis	3 (2-1)	35 (14-21)
Brandon Lieb	3 (1-2)	3 (1-2)
Kendall Lewis	2 (2-0)	34 (14-20)
Jordan Davis	1 (1-0)	1 (1-0)
Dalton Banks	1 (1-0)	1 (1-0)
Malachi Poindexter	1 (1-0)	1 (1-0)
Harouna Sissoko	0 (0-0)	4 (3-1)
Darius Burford	0 (0-0)	2 (1-1)
TEAM LEADER IN ASSISTS		
Dalton Banks	10 (6-4)	10 (6-4)
Kendall Lewis	2 (2-0)	8 (5-3)
Malachi Poindexter	1 (0-1)	12 (3-9)
Myles Foster	1 (0-1)	1 (0-1)
Johnny Kinziger	1 (0-1)	1 (0-1)
Darius Burford	0 (0-0)	14 (3-11)
Luke Kasubke	0 (0-0)	8 (5-3)
TEAM LEADER IN STEALS		
Johnny Kinziger	5 (2-3)	5 (2-3)
Darius Burford	4 (3-1)	13 (7-6)
Myles Foster	3 (1-2)	3 (1-2)
Dalton Banks	3 (1-2)	3 (1-2)
Kendall Lewis	2 (1-1)	32 (15-17)
Malachi Poindexter	2 (1-1)	10 (4-6)
Ty Pence	2 (0-2)	2 (0-2)
Brandon Lieb	1 (1-0)	1 (1-0)
Luke Kasubke	0 (0-0)	10 (3-7)
Ryan Schmitt	0 (0-0)	1 (1-0)
Nik Stadelman	0 (0-0)	1 (0-1)
Harouna Sissoko	0 (0-0)	1 (0-1)
TEAM LEADER IN BLOCKS		
Myles Foster	6 (5-1)	6 (5-1)
Kendall Lewis	4 (3-1)	28 (14-14)
Brandon Lieb	3 (3-0)	3 (3-0)
Dalton Banks	3 (2-1)	3 (2-1)
Johnny Kinziger	3 (1-2)	3 (1-2)
Darius Burford	2 (2-0)	7 (3-4)
Harouna Sissoko	1 (1-0)	11 (6-5)
Ty Pence	1 (0-1)	1 (0-1)
Ryan Schmitt	0 (0-0)	8 (2-6)
Luke Kasubke	0 (0-0)	3 (0-3)
Malachi Poindexter	0 (0-0)	1 (0-1)

1K CAREER SCORING

With his first basket in the opener against Lourdes, ISU senior Darius Burford scored his 1,000th career point. Now with 1,149 career points, Burford ranks 186th in all of NCAA Division I basketball in active career scoring. Having played his first two seasons at Elon where he scored 599 points, along with the 550 points in a year-plus at Illinois State. Redbird forward Kendall Lewis reached the milestone in the second half of the game against Eastern Illinois on November 15 and stands 232nd among active career scorers.

TOP ACTIVE CAREER SCORERS IN NCAA DIVISION I

Rk.	Student-Athlete	School	Pts.
1	Max Abmas	Texas	2,757
...			
183	Demond Robinson	Kennesaw State	1,158
	Nahiem Alleyne	St. John's (NY)	1,158
185	Qudus Wahab	Penn State	1,151
186	Darius Burford	Illinois State	1,149
187	Dalton Knecht	Tennessee	1,147
...			
230	Tyreke Locrine	ULM	1,091
231	Phillip Russell	UT Arlington	1,089
232	Kendall Lewis	Illinois State	1,088
233	Colby Rogers	Wichita State	1,087
	DeShang Weaver	Oral Roberts	1,087

WE'RE GOING STREAKING

Like Will Ferrell's character Frank "The Tank" Ricard yelled during the movie "Old School", Illinois State went streaking on Sunday against North Dakota State. Late in the second half, Illinois State scored 15 consecutive points, which is tied for the longest scoring streak for the Redbirds since February of 2021. Three current Redbirds played in that last game with a longer scoring streak: Harouna Sissoko and Nik Stadelman suited up for the Redbirds, while Dalton Banks, playing for Southern Illinois, was on the receiving end of the 18-0 ISU run as a member of the Salukis.

REDBIRDS VS RANKED OPPONENTS

Kentucky comes into the Friday evening game ranked eighth in the most recent AP poll. The Redbirds are 1-1 all-time against the eighth-ranked team, falling against Indiana on November 23, 2007, before winning over Wichita State in the 2016 MVC Championship. In all, the Redbirds have 13 wins over nationally ranked opponents, including two wins against teams ranked fourth, 14th, and 25th.

BIG CAREER BOARDING

With 654 career rebounds over his four-plus seasons as a collegiate basketball player, Illinois State fifth-year forward Kendall Lewis has the 69th-most career rebounds among active players in the NCAA. Redbird transfer Myles Foster's 430 career rebounds puts him in a tie for 334th on that same list.

TOP ACTIVE CAREER REBOUNDERS IN NCAA DIVISION I

Rk.	Student-Athlete	School	Pts.
1	Armando Bacot	North Carolina	1,448
...			
67	Calvin Solomon	UTEP	655
	Carson Towt	Northern Arizona	655
69	Kendall Lewis	Illinois State	654
70	Samuell Williamson	SMU	652
	J'Wan Roberts	Houston	652
72	Jordan Wright	LSU	651
...			
330	Tyler Harris	Richmond	431
	Bryce Hopkins	Providence	431
	Boogie Ellis	USC	431
	Joshua Lusane	Hampton	431
334	Myles Foster	Illinois State	430
	Hakim Hart	Villanova	430
	Terrence Edwards Jr.	James Madison	430
	Kenny Strawbridge	Evansville	430
	Akok Akok	West Virginia	430
	Juawn Perdue	Jacksonville State	430

FAMILIAR START

When Illinois State basketball signed high school senior Ty Pence, he was the highest rated player to sign with ISU since Osiris Eldridge - a player who ended his career as the program's fifth leading scorer. Eldridge and Pence also share something else in common, and that is a slow start. Prior to him scoring his 1,838 points, Eldridge opened his Redbird career by going 1-for-23 from the field and 1-for-13 from distance. Pence's career arc is off to a similar trajectory, as the St. Joseph native is 1-for-18 from the field and 0-12 from long range.

MANY MAKES

Illinois State senior guard Darius Burford, who stands 6-0, has made 44.8 percent of his shots for the season. He ranks 258th in the country in field goal percentage, and more specifically, ranks 15th among players that stand 6-0 or shorter.

ILLINOIS STATE WHEN...

	2023-24	Under Pedon
Overall	8 - 4	19 - 25
Home	6 - 1	14 - 8
Road	1 - 1	4 - 10
Neutral	1 - 2	1 - 7
Wins Tip	6 - 2	12 - 15
Scores First	4 - 2	8 - 9
Leads at Half	6 - 0	13 - 3
Tied at Half	0 - 0	1 - 0
Trails at Half	2 - 4	5 - 22
Shoots 50% +	2 - 0	6 - 2
Shoots less than 50%	6 - 4	13 - 23
Shoots better than Opponent	7 - 0	16 - 4
Shoots equal to Opponent	0 - 0	0 - 1
Shoots worse than Opponent	1 - 4	3 - 20
Has more Free Throws made	6 - 2	14 - 8
Has equal Free Throws made	1 - 1	1 - 2
Has fewer Free Throws made	1 - 1	4 - 15
Outrebounds Opponent	7 - 2	16 - 11
Has equal Rebounds	0 - 0	0 - 0
Is Outrebounded	1 - 2	3 - 14
More Turnovers than Opponent	4 - 2	13 - 17
Equal Turnovers as Opponent	0 - 0	0 - 2
Fewer Turnovers than Opponent	4 - 2	6 - 6
More Bench Points than Opponent	4 - 3	12 - 10
Equal Bench Points as Opponent	1 - 0	1 - 1
Fewer Bench Points than Opponent	3 - 1	7 - 13
Scores More Points than Opponent	8 - 0	19 - 0
Scores Fewer Points than Opponent	0 - 4	0 - 25
Five or More Three-Point Field Goals	6 - 3	16 - 22
No Illinois State Player Fouls Out	8 - 1	16 - 20
One Player Fouls Out	0 - 3	2 - 6
Two or More Players Fouled Out	0 - 0	1 - 0
In November	4 - 3	6 - 8
In December	4 - 1	8 - 5
In January	0 - 0	3 - 5
In February	0 - 0	2 - 6
In March	0 - 0	0 - 1
During the Day	3 - 0	7 - 8
At Night (5 p.m. or later local)	5 - 4	12 - 17
On Sunday	2 - 0	5 - 0
On Monday	2 - 0	3 - 2
On Tuesday	0 - 2	0 - 4
On Wednesday	2 - 0	5 - 7
On Thursday	2 - 0	3 - 3
On Friday	0 - 0	0 - 0
On Saturday	0 - 2	3 - 9
Margin 5 pts or less	3 - 1	5 - 9
Margin between 6-10	3 - 2	10 - 4
Margin between 11-20	1 - 0	3 - 10
Margin more than 20	1 - 1	1 - 2
Illinois State Scores 59 or Less	0 - 2	1 - 7
Illinois State Scores 60-69	4 - 0	8 - 12
Illinois State Scores 70-79	3 - 3	7 - 6
Illinois State Scores 80-89	1 - 0	3 - 0
Illinois State Scores 90-99	0 - 0	0 - 0
Illinois State Scores 100 or More	0 - 0	0 - 0
Opponent Scores 59 or Less	3 - 0	6 - 2
Opponent Scores 60-69	4 - 1	9 - 4
Opponent Scores 70-79	1 - 2	3 - 13
Opponent Scores 80-89	0 - 1	1 - 5
Opponent Scores 90-99	0 - 0	0 - 1
Opponent Scores 100 or More	0 - 0	0 - 0
White Jersey *	3 - 0	3 - 0
Throwback White Jersey	1 - 2	7 - 4
Grey Jersey *	2 - 0	2 - 0
Red Jersey *	2 - 1	2 - 1
Black Jersey	0 - 1	2 - 12

* New jersey in 2023-24

ASSOCIATED PRESS TOP-25

	School (1st)	Record	Pts.
1	Purdue (46)	11-1	1486
2	Kansas (5)	11-1	1424
3	Houston (9)	12-0	1408
4	Arizona	9-2	1191
5	UConn	11-2	1150
6	Tennessee	9-3	1124
7	Florida Atlantic	10-2	1089
8	Kentucky	9-2	1074
9	North Carolina	8-3	954
10	Marquette	10-3	928
11	Illinois	9-2	902
12	Oklahoma	10-1	778
13	Gonzaga	9-3	577
14	BYU	11-1	575
15	Colorado State	11-1	573
16	Duke	8-3	551
17	Baylor	10-2	532
18	Clemson	10-1	513
19	Memphis	10-2	493
20	James Madison	12-0	417
21	Texas	9-2	342
22	Creighton	9-3	340
23	Wisconsin	9-3	287
24	Ole Miss	12-0	243
25	Providence	11-2	128

OTHERS RECEIVING VOTES: Auburn 121, Colorado 64, Miami 51, Utah 45, Virginia 40, Iowa State 21, Nevada 13, Ohio State 10, Texas A&M 9, Michigan State 8, San Diego State 8, Villanova 6, New Mexico 6, Northwestern 5, Dayton 4, Grand Canyon 3, South Carolina 2, Mississippi State 2, Alabama 2, Princeton 1

USA TODAY COACHES POLL

	School (1st)	Record	Pts.
1	Purdue (24)	11-1	790
2	Kansas (1)	11-1	760
3	Houston (7)	12-0	751
4	Arizona	9-2	659
5	UConn	11-2	629
6	Florida Atlantic	10-2	618
7	Tennessee	9-3	613
8	Marquette	10-3	531
9	Illinois	9-2	520
10	Kentucky	9-2	513
11	North Carolina	8-3	460
12	BYU	11-1	378
13	Oklahoma	10-1	371
14	Colorado State	11-1	326
15	Duke	8-3	316
16	Gonzaga	9-3	300
17	Clemson	10-1	280
18	Memphis	10-2	271
19	Baylor	10-2	251
20	Creighton	9-3	161
21	James Madison	12-0	159
22	Ole Miss	12-0	153
23	Wisconsin	9-3	148
24	Texas	9-2	138
25	Providence	11-2	88

OTHERS RECEIVING VOTES: Auburn 65, Virginia 26, Colorado 24, Iowa State 19, TCU 16, Ohio State 13, Michigan State 10, Nevada 9, Grand Canyon 7, Utah 7, New Mexico 4, South Carolina 3, Miami 3, Texas A&M 3, Villanova 3, Princeton 1, Nebraska 1, Indiana 1, San Diego State 1

SECOND-YEAR HEAD COACHES IN NCAA DIVISION I

Illinois State head coach Ryan Pedon is one of a surprisingly-large 55 head coaches that will be in their second season at their current schools - the list does not include four head coaches: Steve Prohm at Murray State, Thad Matta at Butler, Ed Conroy at the Citadel, and Lorenzo Romar at Pepperdine who are in their second year in their second stints at their school (as of games played through 12/25/2023)

SECOND-YEAR HEAD COACHES

Coach	School	2022-23	2023-24	Total
Rodney Terry	Texas	29-9	9-2	38-11
Jon Scheyer	Duke	27-9	8-3	35-12
Jerome Tang	Kansas State	26-10	9-3	35-13
Sean Miller	Xavier	27-10	7-6	34-16
Dennis Gates	Missouri	25-10	7-5	32-15
Chris Jans	Mississippi State	21-13	10-2	31-15
Keith Uργο	Fordham	25-8	5-7	30-15
Kevin Willard	Maryland	22-13	8-4	30-17
Chris Gerlufsen	San Francisco	20-14	10-4	30-18
Daniyal Robinson	Cleveland State	21-14	8-5	29-19
Michael Lewis	Ball State	20-12	8-4	28-16
Bart Lundy	Milwaukee	22-12	5-7	27-19
Chris Caputo	George Washington	16-16	10-2	26-18
Kyle Neptune	Villanova	17-17	9-4	26-21
Dan Earl	Chattanooga	18-17	8-4	26-21
Eric Duft	Weber State	18-15	7-4	25-19
Matt McKillop	Davidson	16-16	9-3	25-19
Todd Golden	Florida	16-17	9-3	25-20
Shaheen Holloway	Seton Hall	17-16	8-5	25-21
Mike White	Georgia	16-16	9-3	24-19
Talvin Hester	Louisiana Tech	15-18	9-4	24-22
Grant Leonard	Queens	18-15	6-8	24-23
Fran Dunphy	La Salle	15-19	9-3	24-24
Frank Martin	UMass	15-16	8-3	23-19
Dwight Perry	Wofford	17-16	6-6	23-22
Michael Schwartz	East Carolina	16-17	7-5	23-22
Lamont Paris	South Carolina	11-21	11-1	22-22
Pat Chambers	Florida Gulf Coast	17-15	5-9	22-24
Chris Markwood	Maine	13-17	8-6	21-23
Matt McMahon	LSU	14-19	7-5	21-24
Donald Copeland	Wagner	15-13	5-6	20-19
Steve Lavin	San Diego	11-20	9-4	20-24
Bashir Mason	Saint Peter's	14-18	5-5	19-23
Ryan Pedon	Illinois State	11-21	8-4	19-25
Eric Peterson	South Dakota	12-19	7-6	19-25
Rob Lanier	SMU	10-22	9-4	19-26
Mo Williams	Jackson State	14-19	4-8	18-27
Travis Steele	Miami (Ohio)	12-20	5-6	17-26
David Patrick	Sacramento State	14-18	3-8	17-26
Otis Hughley Jr.	Alabama A&M	15-18	1-11	16-29
Marvin Menzies	Kansas City	11-21	5-8	16-29
Jonas Hayes	Georgia State	10-21	5-6	15-27
David Ragland	Evansville	5-27	10-2	15-29
Chris Crutchfield	Omaha	9-23	6-7	15-30
Archie Miller	Rhode Island	9-22	5-7	14-29
Billy Taylor	Elon	8-24	6-6	14-30
Tony Madlock	Alabama State	8-23	4-7	12-30
Eric Konkol	Tulsa	5-25	8-3	13-28
Mike McGarvey	Lafayette	11-23	1-11	12-34
Dwayne Stephens	Western Michigan	8-23	2-9	10-32
Andrew Wilson	VMI	7-25	3-10	10-35
Kenny Payne	Louisville	4-28	5-7	9-35
Erik Martin	South Carolina State	5-26	4-10	9-36
George Ivory	Mississippi Valley State	5-27	0-12	5-39
Rod Strickland	Long Island University	3-26	1-10	4-36

STRONG MARGINS

Against Murray State on December 3, the Illinois State Redbirds had a +8 assist-to-turnover margin. That is the highest total since January 21, 2022, against Evansville. Below are the 10 most recent occurrences of an assist-to-turnover ratio of +8 or better against Division I opponents.

MGN	Opponent	Ast.	TO	Date
+18	Evansville	23	5	Jan. 21, 2022
+14	Southern Illinois	21	7	Feb. 13, 2021
+12	Chicago State	24	12	Dec. 15, 2020
+12	Evansville	18	6	Jan. 29, 2020
+12	at Drake	18	6	Jan. 16, 2020
+10	Evansville	17	7	Jan. 5, 2019
+9	at Bradley	16	7	Feb. 18, 2021
+8	Murray State	18	10	Dec. 3, 2023
+8	Belmont	16	8	Nov. 6, 2019
+8	at Belmont	19	11	Nov. 10, 2018

MID-MAJOR TOP-25

	School (First-Place)	Record	Pts.
1	Gonzaga (25)	10-3	765
2	James Madison (6)	12-0	744
3	Grand Canyon	10-1	675
4	Princeton	11-1	657
5	Indiana State	11-1	624
6	Drake	9-2	611
7	UNCW	10-3	534
8	Liberty	10-3	521
9	San Francisco	10-4	499
10	Western Carolina	10-2	400
11	Appalachian State	9-3	398
12	Purdue Fort Wayne	11-2	381
13	Akron	8-3	353
14	UNCG	9-3	351
15	McNeese	10-2	313
16	Charleston	8-4	271
17	Samford	11-2	240
18	UC Santa Barbara	7-3	227
19	CSUN	9-3	177
20	Cornell	9-2	176
21	Saint Mary's	8-6	146
22	High Point	10-4	112
23	UC Irvine	7-5	94
24	Vermont	9-5	86
25	Youngstown State	10-3	72

OTHERS RECEIVING VOTES: Santa Clara 59, Louisiana Tech 55, Evansville 53, Missouri State 51, Kent State 50, Western Kentucky 49, Long Beach State 48, Longwood 30, Weber State 30, Yale 30, Radford 24, Norfolk State 21, Delaware 19, Southern Illinois 18, Marist 14, Hofstra 14, Toledo 13, San Diego 12, Seattle 11, Belmont 9, Northern Iowa 9, Hawaii 8, Ball State 6, Colgate 6, Loyola Marymount 4, Portland State 4, Harvard 3, Bradley 1, Kennesaw State 1, UNC Asheville 1.

LAST TIME AGAINST KENTUCKY

Official Basketball Box Score -- Game Totals -- Final Statistics

ILLINOIS STATE vs KENTUCKY

11/30/15 7:00 pm at Rupp Arena - Lexington, KY

ILLINOIS STATE 63 • 3-5

#	Player	Total			3-Ptr			Rebounds			PF	TP	A	TO	Blk	Stl	Min
		FG	FGA	FT	FTA	FG	FGA	FT	FTA	Off							
11	McIntosh, MiKyle	f	4-10	2-3	4-4	0	1	1	4	14	2	3	0	0	0	26	
23	Hawkins, Deontae	f	2-11	0-5	0-0	2	3	5	4	4	1	2	0	2	20		
01	Lee, Paris	g	1-7	1-1	0-0	0	2	2	5	3	1	3	0	0	26		
12	Wills, Tony	g	0-2	0-0	0-0	1	1	2	4	0	1	0	0	1	21		
44	Akoon-Purcell, DeVaugh	g	9-20	2-5	2-2	2	4	6	4	22	2	4	0	1	32		
00	Banyard, Nick	g	0-2	0-1	0-0	0	4	4	0	0	1	1	0	0	18		
02	Brewer, Quintin	g	2-5	0-1	2-4	4	4	8	2	6	0	1	1	1	15		
04	Ndiaye, Daouda	g	0-0	0-0	0-0	0	0	0	0	0	0	0	0	0	1		
15	McCloud, Justin	g	0-3	0-2	0-0	0	1	1	4	0	0	1	0	0	13		
35	Griffin, Roland	g	7-10	0-2	0-0	1	2	3	5	14	0	1	1	0	28		
Team						4	1	5									
Totals			25-70	5-20	8-10	14	23	37	32	63	8	16	2	5	200		

FG % 1st Half: 14-32 43.8% 2nd half: 11-38 28.9% Game: 25-70 35.7% Deadball Rebounds 3.1
 3FG % 1st Half: 2-7 28.6% 2nd half: 3-13 23.1% Game: 5-20 25.0%
 FT % 1st Half: 1-2 50.0% 2nd half: 7-8 87.5% Game: 8-10 80.0%

KENTUCKY 75 • 7-0

#	Player	Total			3-Ptr			Rebounds			PF	TP	A	TO	Blk	Stl	Min
		FG	FGA	FT	FTA	FG	FGA	FT	FTA	Off							
01	Labissiere, Skal	f	0-1	0-0	2-2	0	2	2	3	2	0	1	1	0	16		
22	Poythress, Alex	f	3-7	0-1	3-5	2	5	7	2	9	2	0	2	1	30		
04	Matthews, Charles	g	1-6	0-1	3-8	1	2	3	3	5	2	3	1	2	34		
13	Briscoe, Isaiah	g	7-13	0-2	4-7	1	6	7	5	18	3	5	1	1	27		
23	Murray, Jamal	g	3-9	1-3	9-13	1	4	5	2	16	1	4	0	1	29		
00	Lee, Marcus	g	6-8	0-0	1-2	7	5	12	3	13	0	1	2	0	30		
11	Mulder, Mychal	g	0-0	0-0	0-0	0	0	0	0	0	0	0	0	0	2		
25	Hawkins, Dominique	g	1-5	0-3	5-7	0	0	0	1	7	0	1	1	1	24		
35	Willis, Derek	g	1-2	1-2	2-2	0	2	2	0	5	0	0	1	0	8		
Team						0	1	1									
Totals			22-51	2-12	29-46	12	27	39	19	75	8	15	9	6	200		

FG % 1st Half: 10-21 47.6% 2nd half: 12-30 40.0% Game: 22-51 43.1% Deadball Rebounds 10.3
 3FG % 1st Half: 1-4 25.0% 2nd half: 1-8 12.5% Game: 2-12 16.7%
 FT % 1st Half: 10-20 50.0% 2nd half: 19-26 73.1% Game: 29-46 63.0%

Officials: Joe Lindsay, Mike Nance, Doug Sirmons
 Technical fouls: ILLINOIS STATE-None. KENTUCKY-None.
 Attendance: 21894

Score by periods	1st	2nd	Total
ILLINOIS STATE	31	32	63
KENTUCKY	31	44	75

2023-24 STARTING LINEUPS

Game	G	G	G	F	F
Lourdes	Kasubke	Poindexter	Banks	Foster	Lieb
at Saint Louis	Kasubke	Poindexter	Banks	Lewis	Lieb
Eastern Illinois	Burford	Poindexter	Banks	Foster	Lieb
vs. Long Beach State	Burford	Poindexter	Banks	Foster	Lieb
vs. High Point	Burford	Poindexter	Banks	Foster	Lieb
vs. Wright State	Burford	Poindexter	Banks	Foster	Lieb
at UIC	Burford	Poindexter	Banks	Lewis	Foster
Murray State	Burford	Poindexter	Banks	Lewis	Foster
Northern Kentucky	Burford	Poindexter	Banks	Lewis	Foster
Norfolk State	Burford	Poindexter	Banks	Lewis	Foster
North Dakota State	Burford	Poindexter	Banks	Lewis	Foster
SEMO	Burford	Poindexter	Banks	Lewis	Foster

at Kentucky
at Drake
Southern Illinois
at Belmont
Valparaiso
Drake
at Missouri State
Belmont
at Evansville
at Murray State
Bradley
UIC
at Southern Illinois
at Indiana State
Evansville
UNI
at Bradley
Missouri State
at Valparaiso

BY GROUP

Kasubke, Poindexter, Banks, Foster, Lieb	1-0
Kasubke, Poindexter, Banks, Lewis, Lieb	0-1
Burford, Poindexter, Banks, Foster, Lieb	2-2
Burford, Poindexter, Banks, Lewis, Foster	5-1

ILLINOIS STATE VS THE SEC

Illinois State boasts an impressive 10-5 all-time mark against the 14 current schools within the South-eastern Conference. The 2017-18 season saw Illinois State pick up two wins against schools from the conference, with a 69-65 win over South Carolina and a 101-97 overtime win over Ole Miss.

School	Overall	Under Pedon
Alabama	1-0	0-0
Arkansas	1-0	0-0
Auburn	0-0	0-0
Florida	0-0	0-0
Georgia	0-1	0-0
Kentucky	0-1	0-0
LSU	0-1	0-1
Mississippi	4-1	0-0
Mississippi State	0-0	0-0
Missouri	0-0	0-0
South Carolina	1-0	0-0
Tennessee	1-0	0-0
Texas A&M	2-0	0-0
Vanderbilt	0-1	0-0
Totals	10-5	0-1

BACK-AND-FORTH HIGHS

Against Northern Kentucky on December 6, the Redbirds and Norse traded the lead 19 times in the 40 minutes of game-play time. The 19 lead changes are tied for the sixth-most in a game since the 2003-04 season.

Rk.	No.	Opponent	Date
1	23	Drake	Jan. 26, 2022
	23	Indiana State	Jan. 14, 2015
3	22	Bucknell	Nov. 20, 2021
4	21	Northern Iowa	Jan. 9, 2007
5	20	Creighton	Feb. 13, 2010
6	19	Northern Kentucky	Dec. 6, 2023
	19	Missouri State	Feb. 6, 2021
	19	Loyola Chicago	Feb. 3, 2016

ILLINOIS STATE VS THE BLUEGRASS STATE

There are eight NCAA Division I schools inside the Commonwealth of Kentucky (Kentucky is joined by Massachusetts, Pennsylvania, and Virginia that are considered Commonwealths and not States), and the Redbirds have faced off against each of the schools at least once, and will have four games against those schools this season. The Redbirds are already 2-0 against schools from Kentucky (home wins over Murray State and Northern Kentucky) with two meetings upcoming (Friday at Kentucky and on January 30 at Murray State).

School	Overall	Under Pedon
Bellarmine	1-0	0-0
Eastern Kentucky	1-0	0-0
Kentucky	0-1	0-0
Louisville	0-2	0-0
Morehead State	8-1	0-0
Murray State	2-8	1-2
Northern Kentucky	1-1	1-0
Western Kentucky	3-3	0-1
Totals	16-16	2-3

SAME ARENA, NEW NAME

Illinois State University and CEFCU (pronounced SEFF-O) have come to terms on a naming rights and sponsorship agreement valued at approximately \$3.1 million over 10 years. The agreement, which will support the funding for ongoing and ever-evolving costs associated with the student-athlete experience, was initiated by LEARFIELD's Redbird Sports Properties, the University's athletics multimedia rightsholder. The former Redbird Arena will be known as CEFCU Arena - Home of the Redbirds, with the University's Board of Trustees approving the arena name change at its October 14, 2022 meeting. The CEFCU Arena naming rights and sponsorship agreement will continue to support funding of the Redbird Student-Athlete experience.

NON-STATE STATE SCHOOLS

There are 362 NCAA Division I schools (including the transitional schools) playing basketball this season. Of those schools, 67 have "State" in its name. Of that 67, 31 are direct state schools (ie, Illinois State), while five others have the state in their name, but with a descriptor (Central Connecticut, East Tennessee, Southeast Missouri). The remainder of the schools - 31 total - have no direct state reference in its name (Boise State, Wichita State, etc.) but use State in the name. Of that group, the Redbirds will play five games against those schools during the season, including Long Beach, Norfolk, Wright, and Murray.

THIEF!

Against Long Beach State, Illinois State senior guard Dalton Banks grabbed six steals, which are tied for the seventh-most in a game in program history. Additionally, his steal total is tied for the 24th-most in the NCAA this season in a single game.

Rk.	No.	Student-Athlete	Opponent	Date
1	7	Vince Greene	Evansville	1/25/2003
	7	Victor Williams	Oakland	11/15/1998
	7	Ron Jones	Howard	1/20/1979
	7	Ron Jones	Northern Illinois	1/11/1978
	7	Mike Bonczyk	Centenary	12/23/1975
	7	Bubbles Hawkins	Louisville	3/4/1974
	7	Dalton Banks	Long Beach State	11/20/2023

ONE OF A FEW SEVEN FOOTERS

When Brandon Lieb joined the squad for the 2023-24 season, the incoming transfer became the tallest player in program history. At 7-0 without shoes, and 7-1 with, he is one of just seven players in program history who have been 7-0 (or taller). Below is the list of players 84 inches or taller in the Redbird men's basketball history.

ISU BASKETBALL TALLEST STUDENT-ATHLETES

Ht.	Name	Seasons
7-1	Brandon Lieb	2023-24
7-0	Daouda "David" Ndiaye	2015-18
7-0	Sean Riley	1997-99
7-0	Bill Braksick	1983-86
7-0	Joe Galvin	1976-80
7-0	Jeff Wilkins	1974-77
7-0	Ron deVries	1971-74

REPRESENTING THE CHEESE STATE

This season Illinois State has three players from the Cheese State (Wisconsin) which is the most players in any season from that state. It is also the 11th-most players on a Redbird team from the same state (other than Illinois) in school history. Two teams - 1984-85 and 1973-74 - had seven players from the same state, the former with seven from Indiana and the latter with seven from Michigan.

MOST PLAYERS FROM ONE STATE

Players	Season	State
7	1984-85	Indiana
7	1973-74	Michigan
6	1982-83	Indiana
6	1981-82	Indiana
6	1974-75	Michigan
6	1972-73	Michigan
5	1985-86	Indiana
5	1983-84	Indiana
5	1971-72	Michigan
4	1979-80	Indiana
3	13 Times	

LOW JERSEY NUMBERS

In the team's season-opening win against Lourdes, the Redbirds put together a starting lineup of Luke Kasubke, Malachi Poindexter, Dalton Banks, Myles Foster, and Brandon Lieb. That starting lineup had a combined jersey total of 20 (0, 1, 3, 4, 12) which is the lowest starting lineup jersey combination for Illinois State since at least 1975-76.

Rk.	Tot	Student-Athletes	Season
1	20	0 Kasubke, 1, Poindexter, 3 Banks, 4 Foster, 12 Lieb	2023-24
2	23	0 Horne, 2 Copeland, 3 Torres, 5 Fisher III, 13 Idowu	2019-20
3	27	0 Kasubke, 1 Poindexter, 3 Knight, 10 Burford, 13 McChesney	2022-23
4	28	1 Lee, 3 Knight, 4 Hunter, 5 Samuel, 15 Zeisloft	2013-14
5	29	0 Horne, 3 Fleming Jr., 4 Ndiaye, 10 Washington, 12 Reeves	2020-21
6	30	1 Poindexter, 3 Banks, 4 Foster, 10 Burford, 12 Lieb	2023-24
7	33	0 Horne, 1 Boyd, 2 Copeland, 5 Fisher III, 25 Hillsman	2019-20
	33	1 Lee, 3 Knight, 4 Hunter, 10 Jones, 15 Zeisloft	2013-14
9	35	0 Horne, 2 Copeland, 3 Torres, 5 Fisher III, 25 Hillsman	2019-20
10	36	0 Kasubke, 1 Poindexter, 3 Knight, 10 Burford, 22 Lewis	2022-23
	36	0 Horne, 2 Copeland, 4 Ndiaye, 5 Fisher III, 25 Hillsman	2019-20

Rk.	Tot	Student-Athletes	Season
1	217	25 Blair, 43 Jackson, 44 Roberts, 52 Coleman, 53 Pemberton	1988-89
2	206	25 Blair, 33 Hicks, 43 Jackson, 52 Coleman, 53 Pemberton	1988-89
	206	25 Blair, 42 Fowler, 43 Jackson, 44 Roberts, 52 Coleman	1988-89
	206	32 Peterson, 34 Taphorn, 43 Jackson, 45 Hollifield, 52 Coleman	1987-88
5	204	24 Smith, 32 White, 43 Jones, 52 Cornely, 53 Lamb	1980-81
6	197	23 Tyus, 24 Johnson, 45 Zwart, 52 Cornely, 53 Lamb	1981-82
7	193	21 Taylor, 34 Wemhoener, 41 VandeGarde, 43 Kern, 54 Barnes	1992-93
	193	25 Anderson, 34 Taphorn, 35 Sanders, 45 Hollifield, 54 Braksick	1985-86
9	187	15 McKenny, 23 Tyus, 44 Malaine, 52 Cornely, 53 Lamb	1981-82
10	185	14 Thomas, 34 Wemhoener, 41 VandeGarde, 42 Fowler, 54 Barnes	1991-92
	185	14 Thomas, 23 Blair, 43 Jackson, 52 Coleman, 53 Pemberton	1989-90
	185	23 Harris, 32 Peterson, 35 Sanders, 43 Jackson, 52 Coleman	1986-87

NATIONAL TEAM MEMBER

Late this past summer, Illinois State redshirt senior Harouna Sissoko played for the Mali National Team for his home country, helping his national team to a 1-2 finish at the FIBA Olympic Pre-Qualifying tournament in Lagos, Nigeria. He scored 21 points over the three games, making 5-of-7 shots from long range (71.4%). His scoring average of 7.0 per game ranked 29th in the tournament, while his three-point percentage was best in the tournament.

TALL IN THE MVC

Brandon Lieb's 7-1 stature has him as one of the tallest in the MVC, as there are just seven current MVC student-athletes that are 6-11 or taller, and Illinois State - by including Ryan Schmitt - is the only school in the conference with two players on the list.

ISU BASKETBALL TALLEST STUDENT-ATHLETES

Ht.	Name	Cl.	School
7-1	Brandon Lieb	Sr.	Illinois State
7-1	Ahmet Jonovic	So.	Bradley
7-0	Cade Hornecker	So.	Southern Illinois
6-11	Ryan Schmitt	5th	Illinois State
6-11	Michael Day	Fr.	Evansville
6-11	Jacob Hutson	Jr.	Northern Iowa
6-11	Dawson Carper	Sr.	Missouri State

LOCAL FLAIR

This season is the second straight that Illinois State head coach Ryan Pedon has had a Bloomington/Normal student-athlete on his basketball team. This year Ty Blake, a 2023 University High School graduate is a member of the basketball squad, while Colton Sandage was a member of last season's team. Since 1962-63, there have been just 11 Redbird men's basketball players from the pair of towns.

REDBIRDS FROM BLOOMINGTON/NORMAL

Player	Hometown	High School	Season
Ty Blake	Normal	University High	2023-24
Colton Sandage	Bloomington	Bloomington	2022-23
Lijah Donnelly	Bloomington	Bloomington	2018-20
Brandon Holtz	Bloomington	Bloomington	2005-09
Brett Gillian	Normal	Normal Community	2000-03
Todd Kagel	Normal	Normal Community	1988-92
Dan Cox	Normal	Normal Community	1987-90
Joe Galvin	Bloomington	Bloomington	1976-80
Randy Smithson	Normal	Normal Community	1976-78
Tom Taulbee	Normal	University High	1966-69
Don Feek	Normal	Bloomington	1963-67
Jim Ringel	Bloomington	University High	1962-63

FAR FROM HOME

Illinois State has an international student-athletes at a location that doesn't have a large number of student-athletes competing in NCAA Division I. Harouna Sissoko is one of 17 NCAA Division I student-athletes to hail from the West African country of Mali.

FROM MALI

Name	Birth City	Current School
Mohamed Wague	Bamako	Alabama
Oumar Ballo	Koulikoro	Airzona
Alhousseyn Diallo	Bamako	Belmont Abbey
Fousseyni Traore	Bamako	BYU
Fousseyni Drame	Bamako	Duquesne
Hassan Drame	Bamako	Duquesne
Sekou Kalle	Bamako	Evansville
Harouna Sissoko	Kayes	Illinois State
Blaise Keita	Bamako	Nebraska
Nabil Kone	Bamako	North Park
Moulaye Sissoko	Bamako	North Texas
N'Faly Dante	Bamako	Oregon
Mahamdou Diawara	Bamako	Oregon
Aladjji Gassama	Bamako	Pepperdine
Souleymane Dombia	Adjame	Sam Houston State
Karim Coulibaly	Bamako	UMass Lowell
Keba Keita	Bamako	Utah

RETURN TO HORTON

For many longtime Redbird fans, some of their fondest memories of Illinois State basketball come from games that were hosted inside historic Horton Field House. Since 1989, CEFCU Arena has served as host of Redbird basketball games but for one day only, ISU men's basketball returned to Horton Field House with Redbird legend Doug Collins in attendance on December 10 when the Redbirds topped SIU Edwardsville 77-71 in front of 3,420 loud ISU fans. Illinois State will host a second consecutive Return to Horton Game on December 9 when the Redbirds host Norfolk State University.

Horton Fieldhouse - which was the home of the Redbird basketball program from its opening on December 4, 1963, through the previously last played contest on December 2, 1988. The arena played host to numerous classic ISU victories, including: a 91-81 win over ninth-ranked Tulsa during the 1984 season; an 81-76 win over fourth-ranked Indiana State - featuring future NBA Hall of Famer Larry Bird - during the 1977-78 season; and an 88-84 win over fourth-ranked UNLV in 1977.

ILLINOIS STATE GAME-BY-GAME STATS

Opponent	Date	Score	Total		3-Pointers		Free throws		Rebounds				Other Stats						
			FG-FGA	PCT	3FG-3FGA	PCT	FT-FTA	PCT	OFF	DEF	TOT	AVG	PF	A	TO	BLK	STL	PTS	AVG
Lourdes	11/06/2023	75-56 W	27-58	.466	11-29	.379	10-19	.526	12	31	43	43.0	15	19	15	5	7	75	75.0
at Saint Louis	11/11/2023	71-80 L	24-61	.393	9-29	.310	14-22	.636	9	30	39	41.0	27	9	15	1	3	71	73.0
Eastern Ill.	11/15/2023	69-61 W	23-56	.411	6-19	.316	17-26	.654	15	23	38	40.0	14	11	7	2	5	69	71.7
vs Long Beach St.	11/20/2023	61-52 W	20-57	.351	8-27	.296	13-27	.481	16	26	42	40.5	13	12	18	2	11	61	69.0
vs High Point	11/21/2023	72-74 L	24-57	.421	5-18	.278	19-21	.905	7	18	25	37.4	17	3	6	0	6	72	69.6
vs Wright St.	11/22/2023	49-74 L	15-54	.278	2-22	.091	17-19	.895	9	27	36	37.2	19	5	17	2	8	49	66.2
at UIC	11/30/2023	69-64 W	25-43	.581	3-10	.300	16-24	.667	7	27	34	36.7	14	12	19	4	8	69	66.6
Murray St.	12/03/2023	76-72 W	28-57	.491	9-24	.375	11-11	1.000	10	23	33	36.3	15	18	10	4	5	76	67.8
Northern Ky.	12/06/2023	62-59 W	24-58	.414	8-27	.296	6-9	.667	12	29	41	36.8	7	14	14	3	2	62	67.1
Norfolk St.	12/09/2023	58-64 L	16-51	.314	5-27	.185	21-29	.724	17	25	42	37.3	20	10	16	3	8	58	66.2
North Dakota St.	12/17/2023	75-65 W	27-54	.500	2-9	.222	19-28	.679	7	27	34	37.0	12	12	9	5	7	75	67.0
Southeast Mo. St.	12/21/2023	85-64 W	27-55	.491	8-23	.348	23-30	.767	9	29	38	37.1	20	15	10	2	8	85	68.5
Total		822	280-661	.424	76-264	.288	186-265	.702	130	315	445	37.1	193	140	156	33	78	822	68.5
Opponents		785	278-675	.412	81-251	.323	148-200	.740	109	298	407	33.9	235	135	155	35	77	785	65.4

Illinois St. Averages

Games Played	Points/game	FG Pct	3FG Pct	FT Pct	Rebounds/game	Assists/game	Turnovers/game	Assist/Turnover ratio	Steals/game	Blocks/game
12	68.5	42.4	28.8	70.2	37.1	11.7	13.0	0.9	6.5	2.8

PRESEASON POLL

The Illinois State men's basketball team was picked to finish eighth in the preseason poll, with voters in the poll consisting of school's media, SIDs, and head coaches. Darius Burford was named to the Preseason Third Team.

MVC PRESEASON POLL

Place	School	Points (1st)	2023
1	Drake	558 (24)	2
2	Northern Iowa	524 (19)	8
3	Bradley	487 (3)	1
4	Indiana State	402	5
5	Belmont	400	t3
6	Missouri State	386 (1)	6
7	Murray State	292	7
8	Illinois State	237	9
9	Southern Illinois	218	t3
10	UIC	157	11
11	Evansville	95	12
12	Valparaiso	66	10

MVC PRESEASON FIRST TEAM

Student-Athlete	School	Cl.	Pos.
Bowen Born	Northern Iowa	Jr.	G
Donovan Clay	Missouri State	Sr.	G/F
Tucker DeVries	Drake	Jr.	G/F
Malevy Leons	Bradley	Grad.	F
Cade Tyson	Belmont	So.	G/F

MVC PRESEASON SECOND TEAM

Tytan Anderson	Northern Iowa	Jr.	G/F
Robbie Avila	Indiana State	So.	C
Darnell Brodie	Drake	Grad.	F
Julian Larry	Indiana State	Jr.	G
Rob Perry	Murray State	Sr.	G
Kenny Strawbridge	Evansville	5th	G

MVC PRESEASON THIRD TEAM

Darius Burford	Illinois State	Sr.	G
Duke Deen	Bradley	Sr.	G
Xavier Johnson	Southern Illinois	Grad.	G
Chance Moore	Missouri State	Jr.	G
Toby Okani	UIC	Sr.	G
Isaiah Swope	Indiana State	Jr.	G

STARTED FROM THE BOTTOM NOW WE'RE HERE

There are 54 NCAA Division I head men's basketball coaches who played at the NCAA Division III level (the lowest of the NCAA's three divisions). Among those is Illinois State first-year head coach Ryan Pedon who played at the College of Wooster, the same school as first-year South Carolina head coach Lamont Paris. Additionally, Marquette head coach Shaka Smart (Kenyon) and Clemson head coach Brad Brownell (DePauw) played in the same conference (North Coast Athletic Conference) as the Wooster pair.

The remaining coaches with a Division III background are Alabama's Nate Oats (Marantha Baptist), Arizona's Tommy Lloyd (Whitman), Boston U's Joe Jones (SUNY-Oswego), Buffalo's George Halcovage (Babson), Campbell's Kevin McGeehan (Gettysburg), Columbia's Jim Engles (Dickinson), Dartmouth's David McLaughlin (Colby), Drexel's Zach Spiker (Ithaca), Eastern Washington's David Riley (Whitworth), George Washington's Chris Caputo (Westfield State), Hawai'i's Eran Ganot (Swarthmore), Holy Cross' Dave Paulsen (Williams), Iona's Tobin Anderson (Wesleyan), Iowa State's T.J. Otzelberger (UW-Whitewater), Longwood's Griff Aldrich (Hampden-Sydney), Marist's John Dunne (Ithaca), Mississippi State's Chris Jans (Loras), Mount St. Mary's Dan Engelstad (St. Mary's), New Hampshire's Nathan Davis (Randolph-Macon), New Orleans' Mark Slessinger (Aurora), Norfolk State's Robert Jones (New Paltz), North Florida's Matthew Driscoll (Greensboro), Northeastern's Bill Coen (Hamilton), Notre Dame's Micah Shrewsbury (Haver), Oral Roberts' Russell Springmann (Salisbury State), Penn's Steve Donahue (Ursinus), Penn State's Mike Rhoades (Lebanon Valley), Purdue Fort Wayne's Jon Coffman (Washington & Lee), Rice's Scott Pera (PSU-Harrisburg), Sacred Heart's Anthony Latina (Brandeis), Saint Joseph's Billy Lange (Rowan), St. Thomas' John Tauer (St. Thomas), San Diego's Steve Lavin (Chapman), San Francisco's Chris Gerlufsen (Randolph-Macon), Santa Clara's Herb Sendek (Carnegie Mellon), Southern Utah's Rob Jeter (UW-Platteville), South Dakota's Eric Peterson (UW-LaCrosse), Texas A&M Corpus Christi's Jim Shaw (Grinnell), Towson's Pat Skerry (Tufts), Tulsa's Eric Konkol (UW-Eau Claire), UC Irvine's Russell Turner (Hampden-Sydney), UMass Lowell's Pat Duquette (Williams), UMBC's Jim Ferry (Keene State), USC's Andy Enfield (Johns Hopkins), VCU's Ryan Odom (Hampden-Sydney), Vermont's John Becker (Catholic Univ.), Virginia Tech's Mike Young (Emory and Henry), Washington State's Kyle Smith (Hamilton), William & Mary's Dane Fischer (Ithaca), and Wisconsin's Greg Gard (UW-Platteville)

STRONG OVERALL NUMBERS

Last season Illinois State forward Kendall Lewis was one of 17 players in NCAA Division I basketball to have a season in which he scored 350+ points, dished out 45+ assists, grabbed 46+ steals and had 24+ blocked shots. Of those 17, he is one of just nine returning players. Below are the returning Division I student-athletes to put up those numbers last season.

BLOCKS-STEALS-ASSISTS BIG NUMBERS

Player	School (last/current)	Assists	Steals	Blocks	Points
Kendall Lewis	Illinois State	45	46	24	350
Demarcus Sharp	Northwestern St. / Austin Peay	165	64	26	644
Kyle Filipowski	Duke	56	46	26	543
Nico Galette	Sacred Heart	60	53	32	507
Eric Gaines	UAB	168	72	25	448
Devin Carter	Providence	81	59	35	430
Anton Watson	Gonzaga	88	66	25	411
Kevin McCullar	Kansas	80	68	25	364
Shamar Wright	SIUE	62	48	33	350

OPPONENT GAME-BY-GAME STATS

Opponent	Date	Score	Total		3-Pointers		Free throws		Rebounds				PF				PTS	AVG	
			FG-FGA	PCT	3FG-3FGA	PCT	FT-FTA	PCT	OFF	DEF	TOT	AVG	PF	A	TO	BLK			STL
Lourdes	11/06/2023	75-56 W	20-55	.364	6-16	.375	10-13	.769	6	27	33	33.0	20	13	14	1	5	56	56.0
at Saint Louis	11/11/2023	71-80 L	22-52	.423	6-21	.286	30-37	.811	3	31	34	33.5	19	8	10	3	6	80	68.0
Eastern Ill.	11/15/2023	69-61 W	22-57	.386	6-20	.300	11-13	.846	13	23	36	34.3	23	9	12	5	3	61	65.7
vs Long Beach St.	11/20/2023	61-52 W	23-65	.354	4-20	.200	2-5	.400	18	30	48	37.8	23	10	21	4	8	52	62.3
vs High Point	11/21/2023	72-74 L	26-50	.520	9-22	.409	13-15	.867	7	28	35	37.2	20	11	15	1	0	74	64.6
vs Wright St.	11/22/2023	49-74 L	26-57	.456	7-22	.318	15-21	.714	8	32	40	37.7	15	9	12	3	8	74	66.2
at UIC	11/30/2023	69-64 W	24-60	.400	9-28	.321	7-15	.467	13	15	28	36.3	21	17	14	4	10	64	65.9
Murray St.	12/03/2023	76-72 W	26-57	.456	10-27	.370	10-15	.667	9	19	28	35.3	15	14	9	3	7	72	66.6
Northern Ky.	12/06/2023	62-59 W	22-56	.393	7-20	.350	8-10	.800	6	25	31	34.8	12	17	8	1	12	59	65.8
Norfolk St.	12/09/2023	58-64 L	18-50	.360	7-19	.368	21-26	.808	10	23	33	34.6	24	6	12	7	8	64	65.6
North Dakota St.	12/17/2023	75-65 W	26-58	.448	4-12	.333	9-13	.692	7	24	31	34.3	18	11	14	0	4	65	65.5
Southeast Mo. St.	12/21/2023	85-64 W	23-58	.397	6-24	.250	12-17	.706	9	21	30	33.9	25	10	14	3	6	64	65.4
Total		785	278-675	.412	81-251	.323	148-200	.740	109	298	407	33.9	235	135	155	35	77	785	65.4
Illinois St.		822	280-661	.424	76-264	.288	186-265	.702	130	315	445	37.1	193	140	156	33	78	822	68.5

Opponents Averages

Games Played	Points/game	FG Pct	3FG Pct	FT Pct	Rebounds/game	Assists/game	Turnovers/game	Assist/Turnover ratio	Steals/game	Blocks/game
12	65.4	41.2	32.3	74.0	33.9	11.3	12.9	0.9	6.4	2.9

PLAYING THE LONG GAME

After Illinois State's season-opening loss of the 2022-23 season, Illinois State's 20 head coaches have a 13-7 combined record in their first game on the sidelines at ISU. Of the coaches that won the 13 games, none have led Illinois State to an NCAA Tournament berth. On the other side of the ledger, each of Illinois State's last five head coaches to lose their ISU opener have taken the Redbirds to a NCAA tournament appearance in their career.

ISU HEAD COACHES IN REDBIRD OPENER

Coach	Years	First Opponent	W/L	NCAA Tournaments
B.C. Edwards	1898-1902	Bloomington YMCA	W	None
J.P. Stewart	1902-1906	Eureka	W	None
William Bawden	1906-1908	Bradley	W	None
George Binnewies	1908-1910	Hedding	W	None
Harrison Russell	1910-1923	Illinois Wesleyan	W	None
Clifford E. Horton	1923-1925	Eastern Illinois	W	None
Don Karnes	1925-1927	Chicago YMCA	L	None
Joseph Cogdal	1927-1949	Chicago YMCA	W	None
James "Pim" Goff	1949-1957	Millikin	L	1957
James Collie	1957-1970	Bradley	L	1962, 1967, 1968, 1969
Will Robinson	1970-1975	Bemidji State	W	None
Gene Smithson	1975-1978	Lewis	W	None
Bob Donewald	1978-1989	Indiana State	L	1983, 1984, 1985
Bob Bender	1989-1993	Green Bay	L	1990
Kevin Stallings	1993-1999	Northwestern	L	1997, 1998
Tom Richardson	1999-2003	Oakland	W	None
Porter Moser	2003-2007	Florida A&M	W	None
Tim Jankovich	2007-2012	Missouri-St. Louis	W	None
Dan Muller	2012-2022	UC Santa Barbara	W	None
Ryan Pedon	2022-pres.	Western Illinois	L	TBD

BIG MAKES FROM THE SMALL

Last season Illinois State guard Darius Burford made 48 percent of his field goal attempts, which is the third-highest among returning guards 6-0 or shorter (that meet the NCAA statistical minimum of five makes per game).

RETURNING NCAA FIELD GOAL PERCENTAGE LEADERS 6-0 AND UNDER

Rk.	Pct.	Student-Athlete	School (former / current)	Ht.	Cl.	FGM	FGA
1	492	Trey Calvin	Wright State	6-0	5th	250	508
2	489	Jordan Sears	UT Martin	5-11	Jr.	163	333
3	480	Darius Burford	Illinois State	6-0	Sr.	155	323
4	465	Isaiah Stevens	Colorado State	6-0	Grad.	171	368
5	452	Jalen Cook	Tulane / LSU	6-0	Jr.	184	407
6	438	Kino Lilly Jr.	Brown	6-0	Jr.	160	365
7	438	RJ Davis	North Carolina	6-0	Sr.	179	409
8	436	Max Abmas	Oral Roberts / Texas	6-0	Grad.	233	534
9	434	Jaalen House	New Mexico	6-0	Sr.	170	393
10	429	David Coit	Northern Illinois	5-11	Jr.	158	368

STRONG COMPANY

Since 1963-64 an Illinois State Redbird has scored at least 350 points with at least 235 rebounds 17 times, including last season with Kendall Lewis putting up those numbers. Lewis will attempt to become just the fifth player in program history to put up similar numbers in back-to-back seasons.

IMPRESSIVE POINTS/REBOUND SEASONS

Player	Season	Pts.	Rebs.
Kendall Lewis	2022-23	350	235
Jackie Carmichael	2012-13	585	306
Jackie Carmichael	2011-12	488	338
Dinma Odiakosa	2009-10	421	286
Baboucar Bojang	2001-02	409	237
Rico Hill	1996-97	563	247
Derrick Sanders	1986-87	504	258
Rick Lamb	1982-83	437	264
Rick Lamb	1981-82	415	251
Joe Galvin	1978-79	407	254
Billy Lewis	1977-78	598	241
Jeff Wilkins	1976-77	631	323
Jeff Wilkins	1975-76	446	285
Ron DeVries	1973-74	434	373
Steve Arends	1967-68	385	313
Steve Arends	1966-67	501	344
Preston Jordan	1963-64	391	305

TWO NEW REDBIRDS

Illinois State head men's basketball coach Ryan Pedon has added two high school seniors to become the newest members of the Redbird men's basketball family. Forward Jack Daugherty and guard Cade Norris have signed National Letters of Intent to become a part of the 2024-25 ISU squad.

Daugherty, a 6-8 forward from Brookfield, Wisconsin, has scored 903 points through 80 career high school games. As a junior he averaged 17.4 points, 7.9 rebounds, and 2.0 assists per game, making 43 percent (62-of-245) of his shots from long range. He scored in double-figures in 23-of-25 games, including scoring a career-high 41 points on December 20 at Wauwatosa West. He had six games of 20 or more points and had 17 games in which he made at least two three-point baskets. He pulled down double-digit rebounds 10 times with nine double-doubles. His efforts saw him earn a spot on the WBCA Division I Honorable Mention All-State team.

During his sophomore season he averaged 13.3 points and 7.3 rebounds per contest, converting on 41 percent (73-of-179) from beyond the arc. He scored in double-figures 19 times as a sophomore including a season-high 30 points in the season opener against Racine Case. Seven times he pulled down double-digit rebounds, including a career-high 17 against Madison West on March 4 and had four total double-doubles on the year.

Norris, a 6-4 guard from Hilliard, Ohio, averaged 20.2 points, 4.5 rebounds, and 5.3 assists per game during his junior season for the Hilliard Bradley squad en route to being named Ohio High School Athletic Association (OHSAA) Division I First Team All-State. The Hilliard Bradley team, coached by his father Brett, advanced to the second round of the state playoffs after topping St. Charles and Redbird freshman Chase Walker in the district semifinal before falling to eventual state runner-up Pickerington Central.

During his sophomore season he averaged 16.4 points, 5.2 rebounds, 4.8 assists, and 1.7 steals per game and reached double-figure points 19 times in 21 games, including a season-high 33 points against Upper Arlington on January 21. He was named Special Mention OHSAA All-State and All-Central District First Team. As a freshman he averaged 14.0 points per game as he scored a season-high 29 points at Hilliard Davidson on January 29.

HEAD COACH RYAN PEDON



Announced on March 7, 2022, former Ohio State assistant coach Ryan Pedon was named as the 20th head coach in Illinois State men's basketball history and is in his second season in leading the Redbird program.

In his first season as head coach of the Redbirds, ISU finished the season 11-21 while setting a new program record for free throw percentage with .793 (was .775 from the 2001-02 season). He inherited a roster that had saw five of his top six scorers coming in to ISU for their first season, and had four players average at least nine points per game.

Pedon had spent the last five seasons at Ohio State after joining the staff in the summer of 2017. In his time with the Buckeyes, OSU has a record of 106-53 with an NCAA tournament berth during each of his seasons in Columbus, with two trips to the NCAA second round.

In 2021-22 while with the Buckeyes, he helped lead two players - E.J. Liddell and Malaki Branham - to All-Big Ten honors, in addition to being drafted in the 2022 NBA Draft (Branham with the 20th pick to San Antonio and Liddell with the 41st pick to

New Orleans. That season the Buckeyes went 20-12 during the season, and advanced to the second round of the 2022 NCAA Tournament.

During the 2020-21 season the Buckeyes finished with a 21-10 record - including a win over Illinois State in the season opener - before falling in the NCAA Tournament opener. During the season he helped lead an offense that finished third in the conference in scoring offense and put two players on All-Big Ten teams including a second-team placement to Liddell, as Duane Washington Jr. was named to the All-Big Ten Third Team.

A pandemic-shortened 2019-20 season saw the Buckeyes were 21-10 and had a projected berth into the NCAA Tournament before the team's Big Ten Tournament appearance - and subsequent NCAA Tournament appearance - was canceled because of the pandemic.

During the 2018-19 season the Buckeyes put together a 20-15 record during the season with a first round NCAA Tournament win over Iowa State.

In his and head coach Chris Holtmann's first season in Columbus, 2017-18, the Buckeyes finished with a 25-9 overall record with an appearance in the NCAA Second Round. During the season, Pedon helped mentor consensus All-American and Big Ten Player of the Year Keita Bates-Diop, who was eventually selected with the 48th pick in the 2018 NBA Draft, while Holtmann earned Big Ten Coach of the Year honors. Jae'Sean Tate - also a member of Pedon's inaugural season with the Buckeyes - ended up as an undrafted free agent who has played the last two seasons with the Houston Rockets.

He made the transition to Columbus alongside Holtmann from Butler, where he had helped the Bulldogs tally a 47-20 record in two seasons with two NCAA Tournament berths in Indianapolis.

In the 2016-17, the Bulldogs cruised to a 25-9 record, advancing to the NCAA Sweet 16 where they were ousted by eventual National Champion North Carolina in the opening game of the South Regional. Two players - Andrew Chrabaszcz and Kelan Martin earned All-BIG EAST honors during the season, as Holtmann was named the conference's Coach of the Year. Martin went undrafted before spending parts of the last three seasons in the NBA with the Indiana Pacers and Minnesota Timberwolves.

The season prior, the Bulldogs finished the season with a 22-11 overall record, including a 10-8 mark in BIG EAST play. The team advanced to the NCAA Tournament, topping Texas Tech in the opener before falling to a Malcolm Brogdon-led Virginia squad in the second round. That season two Butler players - Roosevelt Jones and Martin - were named to the All-Conference second team, with Kellen Dunham earning honorable mention honors.



RYAN PEDON COACHING HISTORY

Year	School	Record	Postseason
2000-01	Miami (Ohio)	17-16 (10-8 MAC)	None
2001-02	Miami (Ohio)	13-18 (9-9 MAC)	None
2002-03	Kent State	20-10 (12-6 MAC)	NIT (1st Round)
2003-04	Kent State	22-9 (13-5 MAC)	NIT (1st Round)
2004-05	Kent State	20-13 (11-7 MAC)	NIT (1st Round)
2005-06	Miami (Ohio)	18-11 (14-4 MAC)	NIT (1st Round)
2006-07	Miami (Ohio)	18-15 (10-6 MAC)	NCAA (1st Round)
2007-08	Miami (Ohio)	17-16 (9-7 MAC)	CBI (1st Round)
2008-09	Miami (Ohio)	17-13 (10-6 MAC)	None
2009-10	Miami (Ohio)	14-18 (9-7 MAC)	None
2010-11	Toledo	4-28 (1-15 MAC)	None
2011-12	Toledo	19-17 (7-9 MAC)	CIT (2nd Round)
2012-13	Toledo	15-13 (10-6 MAC)	None
2013-14	Illinois	20-15 (7-11 Big Ten)	NIT (2nd Round)
2014-15	Illinois	19-14 (9-9 Big Ten)	NIT (1st Round)
2015-16	Butler	22-11 (10-8 Big East)	NCAA (2nd Round)
2016-17	Butler	25-9 (12-6 Big East)	NCAA (Sweet 16)
2017-18	Ohio State	26-9 (13-4 Big Ten)	NCAA (2nd Round)
2018-19	Ohio State	20-15 (8-12 Big Ten)	NCAA (2nd Round)
2019-20	Ohio State	21-10 (11-9 Big Ten)	No Postseason (COVID)
2020-21	Ohio State	21-10 (12-8 Big Ten)	NCAA (1st Round)
2021-22	Ohio State	20-12 (12-8 Big Ten)	NCAA (2nd Round)
2022-23	Illinois State	11-21 (6-14 MVC)	None
2023-24	Illinois State	8-4 (2-0 MVC)	N/A
Totals	As Assistant	409-302 (219-170)	.575 (.563)
	As Head Coach	19-25 (8-14)	.432 (.364)
	Overall	428-327 (227-182)	.567 (.555)

Prior to joining the Bulldogs he spent two seasons at Illinois as an assistant to the head coach for former Illini head coach John Groce. In his two seasons in Champaign the Illini twice advanced to the NIT. He has also spent time as an assistant coach at Toledo (2010-13) and Miami (Ohio) (2005-10), was director of basketball operations at Kent State from 2002-05 and was a graduate assistant at Miami (Ohio) from 2000-2002.

Pedon played college basketball at the College of Wooster, where he was a three-year letterwinner and helped the Fighting Scots to three NCAA Tournaments and three North Coast Athletic Conference (NCAC) regular-season championships. In 2000, he won Wooster's prestigious "Bear Award".

He received his bachelor's degree in communications from Wooster in 2000 and a master's degree in sport organization from Miami (Ohio) in 2002. He and his wife Stephanie have a son, Maddox.

2023-24 GAME-BY-GAME STATS (Overall: 8-4 | Missouri Valley: 2-0 | Home: 6-1 | Away: 1-1 | Neutral: 1-2)

Date	Opponent	TU	Site	Result	Attendance	Scoring Leader	Rebounding Leader	Assist Leader
Nov. 6	Lourdes	ESPN+	Normal, Ill.	W, 75-56	2,416	Poindexter, 16	Lieb, Poindexter, 7	Banks, 6
Nov. 11	at Saint Louis	Bally MW / ESPN+	St. Louis, Mo.	L, 71-80	5,232	Poindexter, 19	Lieb, 12	Banks, Foster, 3
Nov. 15	Eastern Illinois	Marquee / ESPN+	Normal, Ill.	W, 69-61	3,061	Banks, Kasubke, 12	Lewis, 12	Lewis, 4
Nov. 20	vs. Long Beach State	FloHoops	Fort Myers, Fla.	W, 61-42	214	Banks, 15	Foster, 10	Banks, 3
Nov. 21	vs. High Point	FloHoops	Fort Myers, Fla.	L, 72-74	314	Burford, 17	Lieb, 7	Poindexter, Banks, Kinziger, 1
Nov. 22	vs. Wright State	FloHoops	Fort Myers, Fla.	L, 49-74	312	Burford, Lewis, 9	Foster, Lewis, 5	Banks, 2
Nov. 30	at UIC •	ESPN+	Chicago, Ill.	W, 69-64	2,090	Burford, 20	Foster, 8	Lewis, 3
Dec. 3	Murray State •	ESPN+	Normal, Ill.	W, 76-72	3,946	Lewis, 14	Foster, Lewis, Banks 5	Banks, 7
Dec. 6	Northern Kentucky	ESPN+	Normal, Ill.	W, 62-59	3,215	Lewis, 15	Foster, 9	Banks, 4
Dec. 9	Norfolk State	ESPN+	Normal, Ill.	L, 58-64	3,788	Kinziger, 13	Foster, 10	Banks, 4
Dec. 17	North Dakota State	ESPN+	Normal, Ill.	W, 75-65	2,953	Burford, 28	Davis, 8	Banks, 5
Dec. 21	SEMO	ESPN+	Normal, Ill.	W, 85-64	3,361	Burford, 22	Lewis, 9	Banks, 5
Dec. 29	at Kentucky	SEC Network	Lexington, Ky.					
Jan. 2	at Drake •	CBS Sports Network	Des Moines, Iowa					
Jan. 6	Southern Illinois •	Marquee / ESPN+	Normal, Ill.					
Jan. 10	at Belmont •	ESPN+	Nashville, Tenn.					
Jan. 14	Valparaiso •	ESPN+	Normal, Ill.					
Jan. 17	Drake •	Marquee / ESPN+	Normal, Ill.					
Jan. 20	at Missouri State •	ESPN+	Springfield, Mo.					
Jan. 23	Belmont •	ESPN+	Normal, Ill.					
Jan. 27	at Evansville •	MVC Wild Card	Evansville, Ind.					
Jan. 30	at Murray State •	ESPN+	Murray, Ky.					
Feb. 3	Bradley •	MVC Wild Card	Normal, Ill.					
Feb. 7	UIC •	Marquee / ESPN+	Normal, Ill.					
Feb. 10	at Southern Illinois •	MVC Wild Card	Carbondale, Ill.					
Feb. 13	at Indiana State •	ESPN+	Terre Haute, Ind.					
Feb. 18	Evansville •	MVC Wild Card	Normal, Ill.					
Feb. 21	UNI •	ESPN+	Normal, Ill.					
Feb. 24	at Bradley •	MVC Wild Card	Peoria, Ill.					
Feb. 28	Missouri State •	ESPN+	Normal, Ill.					
Mar. 3	at Valparaiso •	MVC Wild Card	Valparaiso, Ind.					

SPECIALTY STATS

	Largest Lead	Largest Deficit	Total Leading	Total Tied	Total Trailing	Points in the Paint	Pts. Off Turnovers	2nd Chance	Fastbreak Points	Bench Points	Ties	Lead Changes	Final Score
Lourdes	21	3	34:22	4:20	1:18	30 / 26	13 / 7	12 / 5	10 / 7	24 / 6	4	3	W, 75-56
at Saint Louis	4	24	4:14	0:21	35:25	26 / 22	6 / 26	10 / 5	3 / 30	22 / 19	2	5	L, 71-80
Eastern Illinois	12	7	27:28	0:41	11:51	30 / 32	16 / 10	16 / 15	9 / 7	33 / 16	1	7	W, 69-61
vs. Long Beach State	17	0	38:56	1:04	0:00	24 / 34	12 / 20	8 / 18	4 / 10	22 / 27	1	0	W, 61-42
vs. High Point	7	16	28:14	3:46	8:00	24 / 30	17 / 4	8 / 7	2 / 0	26 / 17	3	3	L, 72-74
vs. Wright State	1	29	0:21	0:48	38:51	22 / 28	8 / 23	13 / 9	4 / 4	24 / 15	0	1	L, 49-74
at UIC •	10	13	10:23	4:37	25:00	40 / 28	17 / 16	4 / 11	19 / 8	19 / 12	5	9	W, 69-64
Murray State •	13	1	36:54	2:33	0:33	32 / 28	13 / 16	15 / 11	9 / 6	21 / 35	3	2	W, 76-72
Northern Kentucky	6	7	18:35	4:13	17:12	28 / 28	10 / 14	18 / 5	6 / 16	10 / 24	10	19	W, 62-59
Norfolk State	0	12	0:00	1:14	38:46	20 / 14	8 / 16	16 / 9	9 / 0	17 / 20	0	0	L, 58-64
North Dakota State	11	10	14:55	1:57	23:08	42 / 34	16 / 11	7 / 8	13 / 7	12 / 12	2	2	W, 75-65
SEMO	26	6	28:39	5:58	5:23	28 / 30	19 / 8	14 / 7	7 / 9	23 / 19	4	3	W, 85-64
at Kentucky													
at Drake •													
vs. Southern Illinois •													
at Belmont •													
Valparaiso •													
Drake •													
at Missouri State •													
Belmont •													
at Evansville •													
at Murray State •													
Bradley •													
UIC •													
at Southern Illinois •													
at Indiana State •													
Evansville •													
UNI •													
at Bradley •													
Missouri State •													
at Valparaiso •													
TOTALS	26	29	4:07:19	31:32	3:25:27	346 / 334	155 / 169	133 / 110	95 / 102	253 / 222	35	54	8-4

LAST TIME IT HAPPENED

ILLINOIS STATE INDIVIDUAL

Scored 40 points	Tarise Bryson (41) at Central Michigan, 12-3-00
Scored 30 points	Antonio Reeves (34) vs Valparaiso, 2-9-22
Scored 25-29 points	<i>Darius Burford (28) vs North Dakota State, 12-17-23</i>
Made 15 field goals	Mike VandeGarde (15) vs. Northern Iowa, 3-1-93
Made 10 field goals	Darius Burford (10) at Indiana State, 2-18-23
Attempted 15 field goals	<i>Dalton Banks (16) at Saint Louis, 11-11-23</i>
Made 5 three-point field goals	Seneca Knight (5) vs Evansville, 2-26-23
Attempted 10 3-point FG	Malachi Poindexter (10) vs Missouri State, 1-11-23
Made 10 free throws	<i>Darius Burford (10) vs North Dakota State, 12-17-23</i>
Attempted 15 free throws	Kendall Lewis (15) at Northwestern State, 11-12-22
Attempted 10 free throws	<i>Darius Burford (12) vs North Dakota State, 12-17-23</i>
Had 20 rebounds	Jackie Carmichael (20) vs. Drake, 2-8-12
Had 15 rebounds	Dusan Mahorcic (15) vs Missouri State, 2-7-21
Had 10 rebounds	<i>Myles Foster (10) vs Norfolk State, 12-9-23</i>
Posted a double-double	<i>Myles Foster (11 pts, 10 rebs) vs Norfolk State, 12-9-23</i>
Posted a triple-double	Has never happened
Had 10 assists	Mark Freeman (10) vs Drake, 1-26-22
Had 5 steals	<i>Dalton Banks (6) vs Long Beach State, 11-20-23</i>
Had 5 blocked shots	Daouda N'Diaye (6), vs. Evansville, 2-3-18

ILLINOIS STATE TEAM

Scored 100 points	105, vs. Bucknell, 11-20-21
Scored 90 points	94, vs. Evansville, 1-21-22
Scored 80 points	<i>85, SEMO, 12-21-23</i>
Scored less than 50 points	<i>49, Wright State, 11-22-23</i>
Scored less than 40 points	32 at Marquette, 11-15-04
Scored 50 points in a half	57, Belmont, 12-4-22
Scored less than 20 points in a half	17 (1st half), at UIC, 12-28-22
Made 70 field goals	70, vs. Greenville, 12-2-20
Made 50 field goals	58 vs. Northern Illinois, 2-20-74
Made 40 field goals	40, vs. Evansville, 1-21-22
Made 30 field goals	30, Belmont, 12-4-22
Made 15 three-point field goals	17, vs. Chicago State, 12-15-20
Made 10 three-point field goals	<i>11, Lourdes, 11-6-23</i>
Made 30 free throws	35, vs. Bucknell, 11-20-21
Made 20 free throws	<i>23, SEMO, 12-21-23</i>
Had 60 rebounds	63 vs. Baylor, 12-27-83
Had 50 rebounds	52, vs. Purdue Northwest, 11-27-21
Had 40 rebounds	<i>42, Norfolk State, 12-9-23</i>
Had 40 assists	57, vs. Greenville, 12-2-20
Had 30 assists	31 vs. Southern Illinois, 2-28-98
Had 20 assists	20, Belmont, 12-4-22
Committed less than 10 turnovers	<i>9, North Dakota State, 12-17-23</i>
Committed more than 25 turnovers	26 at Florida State, 11-23-06
Had 20 steals	Has never happened
Had 10 steals	<i>11, Long Beach State, 11-20-23</i>
Had 10 blocked shots	10, vs. UNCW, 11-9-21
Had 5 blocked shots	5, Belmont, 12-4-22
Two players scored 30 points each	vs. Northern Illinois, 2-20-74 Bubbles Hawkins (58), Rick Whitlow (32)
Three players scored 20 points each	at Stanford, 3-19-12 Nic Moore (25), Tyler Brown (23), Jackie Carmichael (21)
Two players scored 20 points each	vs. Eastern Michigan, 12-7-22 Colton Sandage (28), Kendall Lewis (22)
Six+ players scored in double-figures	vs. Greenville, 12-2-20 Emon Washington (30), Harouna Sissoko (21), Abdou Ndiaye (18), DJ Horne (17), Antonio Reeves (16), Alex Kotov (16), Alston Andrews (14), Josiah Strong (13), Dedric Boyd (12), Sy Chatman (12)
Five players scored in double-figures	<i>vs. Murray State, 12-3-23</i> <i>Kendall Lewis (14), Darius Burford (12)</i> <i>Myles Foster (12), Luke Kasubke (11)</i> <i>Malachi Poindexter (10)</i>
Four players scored in double-figures	<i>vs Norfolk State, 12-9-23</i> <i>Johnny Kinziger (13), Myles Foster (11),</i> <i>Darius Burford (11), Dalton Banks (10)</i>
Zero players scored in double-figures	<i>vs Wright State (11-22-23)</i>

OPPONENT INDIVIDUAL

Scored 40 points	Jhivvan Jackson (41) UTSA, 12-21-19
Scored 30 points	<i>Jamarii Thomas (31) Norfolk State, 12-9-23</i>
Scored 25-29 points	<i>Quincy Anderson (27) Murray State, 12-3-23</i>
Made 15 field goals	Parrish Casebier (18) Evansville, 12-12-92
Made 10 field goals	<i>Trey Calvin (10) Wright State, 11-22-23</i>
Attempted 15 field goals	<i>Jamarii Thomas (18), Norfolk State, 12-9-23</i>
Made 5 three-point field goals	<i>Adam Larson (5), SEMO, 12-21-23</i>
Attempted 10 3-point field goals	<i>Filip Skobalj (10) UIC, 11-30-23</i>
Made 10 free throws	<i>Jamarii Thomas (15), Norfolk State, 12-9-23</i>
Attempted 15 free throws	<i>Jamarii Thomas (17), Norfolk State, 12-9-23</i>
Attempted 10 free throws	<i>Jamarii Thomas (17), Norfolk State, 12-9-23</i>
Had 20 rebounds	Egidijus Mockevicius (20) Evansville, 1-15-16
Had 15 rebounds	<i>Lassina Traore (15), Long Beach State, 11-20-23</i>
Had 10 rebounds	<i>Trae Benham (10) High Point, 11-21-23</i>
Posted a double-double	<i>Trae Benham (12 pts, 10 rebs) High Point, 11-21-23</i>
Posted a triple-double	Trenton Masner (12 pts, 10 rebs, 11 ast) Western Ill., 11-7-22
Had 10 assists	JaCobi Wood (11) Murray State, 2-15-23
Had 5 steals	Tytan Anderson (6) UNI, 12-31-22
Had 5 blocked shots	Toby Okani (7) UIC, 12-28-22

OPPONENT TEAM

Scored 100 points	106, Buffalo, 11-24-21
Scored 90 points	90, Belmont, 2-4-23
Scored 80 points	<i>Saint Louis, 11-11-23</i>
Scored less than 50 points	49, at Eastern Illinois, 11-10-22
Scored less than 40 points	36, Norfolk State, 12-18-11
Scored 50 points in a half	57, Buffalo, 11-24-21
Scored less than 20 points in a half	16 (1st half), at Eastern Illinois, 11-10-22
Made 50 field goals	51, Purdue, 12-22-73
Made 40 field goals	40, Buffalo, 11-24-21
Made 30 field goals	34, Belmont, 2-4-23
Made 15 three-point field goals	16, UNI, 2-13-19
Made 10 three-point field goals	10, Western Kentucky, 11-22-22
Made 30 free throws	<i>30, Saint Louis, 11-11-23</i>
Made 20 free throws	<i>21, Norfolk State, 12-9-23</i>
Had 60 rebounds	65, Oral Roberts, 1-9-73
Had 50 rebounds	50, BYU, 11-28-18
Had 40 rebounds	<i>40, Wright State, 11-22-23</i>
Had 30 assists	31, Purdue, 12-1-86
Had 20 assists	22, Buffalo, 11-24-21
Committed less than 10 turnovers	<i>8, Northern Kentucky, 12-6-23</i>
Committed more than 25 turnovers	27, UAB, 11-23-12
Had 20 steals	23, UIC, 12-4-90
Had 10 steals	<i>12, Northern Kentucky, 12-6-23</i>
Had 10 blocked shots	10, UIC, 12-19-17
Had 5 blocked shots	5, Western Kentucky, 11-22-22
Two players scored 30 points each	Has never happened
Three players scored 20 points each	UT-San Antonio, 12-1-01 Devin Brown (23), Reggie Minniweather (20), McEverett Powers (20)
Two players scored 20 points each	Valparaiso, 2-11-23 Quinton Green (25), Ben Krikke (24)
Six players scored in double-figures	vs Drake, 1-26-22 Tucker DeVries (18), D.J. Wilkins (18) ShanQuan Hemphill (15), Garrett Sturtz (14) Tremell Murphy (10), Roman Penn (10)
Five players scored in double-figures	Indiana State, 2-18-23 Trenton Gibson (17), Cooper Neese (16) Courvoisier McCauley (12), Xavier Bledson (12) Julian Larry (10)
Four players scored in double-figures	<i>North Dakota State, 12-17-23</i> <i>Tajavis Miller (18), Andrew Morgan (15)</i> <i>Damari Wheeler-Thomas (11), Lance Waddles (10)</i>
Zero players scored in double-figures	Morehead State, 12-7-19

2023-24 MISSOURI VALLEY CONFERENCE STANDINGS (AS OF GAMES PLAYED ON 12/25/2023)

Team	Conf.	Pct.	Overall	Pct.	Strk.
Indiana State	2-0	1.000	11-1	.917	W10
Drake	2-0	1.000	11-2	.846	L1
Belmont	2-0	1.000	9-4	.692	W1
Illinois State	2-0	1.000	8-4	.667	W2
Evansville	1-1	.500	10-2	.833	W3
Missouri State	1-1	.500	9-4	.692	W2
Murray State	1-1	.500	3-9	.250	L6
Southern Illinois	0-1	.000	8-4	.667	W2
UIC	0-1	.000	7-5	.583	L1
Bradley	0-2	.000	7-5	.583	W1
Northern Iowa	0-2	.000	6-7	.462	W3
Valparaiso	0-2	.000	4-8	.333	L6

2023-24 MISSOURI VALLEY CONFERENCE PLAYERS OF THE WEEK

PLAYER OF THE WEEK			NEWCOMER OF THE WEEK			FRESHMAN OF THE WEEK		
Date	Player	School	Date	Player	School	Date	Player	School
Nov. 13	Tucker DeVries	Drake	Nov. 13	Nick Ellington	Murray State	Nov. 13	Chuck Bailey III	Evansville
Nov. 20	Isaiah Rivera	UIC	Nov. 20	Isaiah Stafford	Valparaiso	Nov. 20	Kevin Overton	Drake
Nov. 27	Matthew Lee	Missouri State	Nov. 27	Ben Humrichous	Evansville	Nov. 27	Cooper Schwieger	Valparaiso
Dec. 4	Darnell Brodie	Drake	Dec. 4	Isaiah Swope	Indiana State	Dec. 4	Chuck Bailey III	Evansville
Dec. 11	Xavier Johnson	Southern Illinois	Dec. 11	Malik Dia	Belmont	Dec. 11	Kevin Overton	Drake
Dec. 18	Nate Heise	Northern Iowa	Dec. 18	Ryan Conwell	Indiana State	Dec. 18	Chuck Bailey III	Evansville
Dec. 28			Dec. 28			Dec. 28		
Jan. 2			Jan. 2			Jan. 2		
Jan. 8			Jan. 8			Jan. 8		
Jan. 15			Jan. 15			Jan. 15		
Jan. 22			Jan. 22			Jan. 22		
Jan. 29			Jan. 29			Jan. 29		
Feb. 5			Feb. 5			Feb. 5		
Feb. 12			Feb. 12			Feb. 12		
Feb. 19			Feb. 19			Feb. 19		
Feb. 26			Feb. 26			Feb. 26		

ON THIS DATE - DECEMBER 29

21-19		
2021	#24 Wisconsin 89, Illinois State 85	Madison, Wis.
2016	Illinois State 62, Evanville 50	Normal, Ill.
2014	Illinois State 99, Quincy 57	Normal, Ill.
2011	Illinois State 65, Northern Iowa 61	Normal, Ill.
2010	Creighton 64, Illinois State 53	Normal, Ill.
2009	Illinois State 72, Wichita State 57	Normal, Ill.
2007	Illinois State 80, Creighton 67	Omaha, Neb.
2006	Southern Illinois 68, Illinois State 49	Normal, Ill.
2002	Missouri State 76, Illinois State 48	Normal, Ill.
1998	Illinois State 76, Eastern Illinois 65	Normal, Ill.
1996	Illinois State 54, Creighton 45	Omaha, Neb.
1993	Vanderbilt 92, Illinois State 75	Nashville, Tenn.
1992	Idaho State 66, Illinois State 56	Pocatello, Idaho
1990	UAB 71, Illinois State 60	Oklahoma City, Okla.
1989	Oregon 81, Illinois State 79	Portland, Ore.
1988	Miami (Ohio) 61, Illinois State 58	Knoxville, Tenn.
1987	Illinois State 89, #14 Iowa 88	Oklahoma City, Okla.
1984	Illinois State 65, Providence 59	Providence, R.I.
1979	Illinois State 83, Charleston 61	Normal, Ill.
1978	#19 Syracuse 82, Illinois State 72	Syracuse, N.Y.
1976	Illinois State 88, UConn 77	Hartford, Conn.
1973	San Diego State 97, Illinois State 88	San Diego, Calif.
1972	California 82, Illinois State 72	Berkley, Calif.
1971	Illinois State 118, DePauw 90	Racine, Wis.
1967	Central Oklahoma 104, Illinois State 90	Edinburg, Texas
1966	Illinois State 85, Drury 77	Alamosa, Colo.
1965	Illinois State 78, Pittsburg State 77	Emporia, Kan.
1964	Omaha 94, Illinois State 80	Hastings, Neb.
1962	Illinois State 74, Milwaukee 72	Milwaukee, Wis.
1961	Northern Iowa 95, Illinois State 76	Cedar Falls, Iowa
1960	Illinois State 72, Washburn 53	Ottawa, Kan.
1959	Illinois State 84, Oklahoma Baptist 67	Ottawa, Kan.
1956	Benedictine 73, Illinois State 67	Quincy, Ill.
1955	Truman State 87, Illinois State 84	Quincy, Ill.
1954	St. Ambrose 76, Illinois State 75	Quincy, Ill.
1952	Millikin 102, Illinois State 73	Olney, Ill.
1950	Illinois State 66, UW-La Crosse 59	Eau Claire, Wis.
1948	Illinois State 51, UW-Eau Claire 48	Normal, Ill.
1935	Illinois State 41, Wheaton 29	Normal, Ill.
1931	Illinois State 32, Chicago YMCA 20	Normal, Ill.

SIGNIFICANT HAPPENINGS

1845	The United States annexes the Republic of Texas and admits it as the 28th state.
1913	Cecil B. DeMille starts filming Hollywood's first feature film, The Squaw Man.
1937	The Irish Free State is replaced by a new state called Ireland with the adoption of a new constitution.
1766	Charles Macintosh, Scottish chemist and the inventor of waterproof fabric (d. 1843)
1800	Charles Goodyear, American chemist and engineer (d. 1860)
1808	Andrew Johnson, American general and politician, 17th President of the United States (d. 1875)
1925	Pete Dye, American golfer and architect (d. 2020)
1936	Mary Tyler Moore, American actress and producer (d. 2017)
1936	Ray Nitschke, American football player (d. 1998)
1937	Wayne Huizenga, American businessman, founded AutoNation (d. 2018)
1938	Jon Voight, American actor and producer
1947	Ted Danson, American actor and producer
1959	Paula Poundstone, American comedian and author
1963	Sean Payton, American football player and coach
1972	Jude Law, English actor
1973	Theo Epstein, American businessman
1974	Mekhi Phifer, American actor
1976	Danny McBride, American actor, producer and screenwriter
1982	Alison Brie, American actress
1988	Eric Berry, American football player
1995	Myles Garrett, American football player

TODAY'S BIRTHDAYS

1766	Charles Macintosh, Scottish chemist and the inventor of waterproof fabric (d. 1843)
1800	Charles Goodyear, American chemist and engineer (d. 1860)
1808	Andrew Johnson, American general and politician, 17th President of the United States (d. 1875)
1925	Pete Dye, American golfer and architect (d. 2020)
1936	Mary Tyler Moore, American actress and producer (d. 2017)
1936	Ray Nitschke, American football player (d. 1998)
1937	Wayne Huizenga, American businessman, founded AutoNation (d. 2018)
1938	Jon Voight, American actor and producer
1947	Ted Danson, American actor and producer
1959	Paula Poundstone, American comedian and author
1963	Sean Payton, American football player and coach
1972	Jude Law, English actor
1973	Theo Epstein, American businessman
1974	Mekhi Phifer, American actor
1976	Danny McBride, American actor, producer and screenwriter
1982	Alison Brie, American actress
1988	Eric Berry, American football player
1995	Myles Garrett, American football player

ILLINOIS STATE IN MISSOURI VALLEY AND NCAA STATISTICS

	Stat	MVC (of 12)	NCAA (of 351)
Scoring Offense	68.5	11	296
Scoring Defense	65.4	3	58
Scoring Margin	3.1	8	204
Field Goal Percentage	.424	11	276
F6 Percentage Defense	.412	4	98
Free Throw Percentage	.702	7	201
Rebound Margin	3.2	3	133
3FG Made	6.3	12	276
3FG Percentage	.288	12	323
3FG Defense	.323	8	163
Assists Per Game	11.7	12	296
Blocks Per Game	2.8	9	271
Steals Per Game	6.5	7	216
Turnovers Per Game	13.0	8	228
Fouls Per Game	16.1	7	108
Assist/Turnover Ratio	0.90	12	296
Turnover Margin	-0.1	8	208

INDIVIDUAL	MVC Rank	NCAA Rank
SCORING		

REBOUNDS	MVC Rank	NCAA Rank
Myles Foster	6.8	5

ASSISTS	MVC Rank	NCAA Rank
Dalton Banks	3.7	9

BLOCKED SHOTS

STEALS

FIELD GOAL PERCENTAGE	MVC Rank	NCAA Rank
Darius Burford	.448	13

FREE THROW PERCENTAGE	MVC Rank	NCAA Rank
Darius Burford	.833	4
Kendall Lewis	.763	12

THREE-POINT FIELD GOAL PERCENTAGE

THREE-POINT FIELD GOALS MADE

ASSIST/TURNOVER RATIO	MVC Rank	NCAA Rank
Dalton Banks	1.26	13

NCAA stats as of games played through 12/25/2023
MVC stats as of games played through end of 12/25/2023

CURRENT ROSTER CAREER STATS VS KENTUCKY

	GP	GS	Minutes		Field Goals			3-Point			Free Throws			Rebounds				PF	FO	AST	TO	BLK	STL	PTS	AVG
			Min.	Avg.	FG	FGA	Pct.	FG	FGA	Pct.	FT	FTA	Pct.	Off	Def	Tot	Avg.								
0 Luke Kasubke																									
1 Malachi Poindexter																									
2 Ty Pence																									
3 Dalton Banks																									
4 Myles Foster																									
5 Jordan Davis																									
10 Darius Burford																									
11 Johnny Kinziger																									
12 Brandon Lieb																									
13 Ty Blake																									
14 Nik Stadelman																									
22 Kendall Lewis																									
23 Harouna Sissoko																									
35 Chase Walker																									
50 Ryan Schmitt																									

ALL-TIME SERIES VS. KENTUCKY

11/30/2015 #1 Kentucky 75, Illinois State 63 Lexington, Ky.

SERIES STATISTICS

Overall Series:	Kentucky leads 1-0
Games in Normal:	-
Games in Lexington, Kentucky:	Kentucky leads 1-0
Games at Neutral Site:	-
Current Series Win Streak:	Kentucky 1 win
Longest Illinois State Win Streak:	-
Longest Kentucky Win Streak:	1 win
Largest Illinois State Victory:	-
Largest Kentucky Victory:	12 (11/30/2015)
Most Illinois State Points:	63 (11/30/2015)
Fewest Illinois State Points:	63 (11/30/2015)
Most Kentucky Points:	75 (11/30/2015)
Fewest Kentucky Points:	75 (11/30/2015)

ISU VS RANKED OPPONENTS

Date	Opponent	Rk.	Location	W/L	Score
2/4/1972	Long Beach St.	5	Long Beach, Calif.	L	63-88
2/16/1973	Jacksonville	13	Jacksonville, Fla.	L	86-95
3/4/1974	Louisville	18	Louisville, Ky.	L	107-117
1/24/1975	Wake Forest	14	Winston-Salem, N.C.	W	81-79
2/3/1977	UNLV	4	Normal, Ill.	W	88-84
1/13/1978	UNLV	11	Las Vegas, Nev.	L	92-94
1/21/1978	Indiana State	4	Normal, Ill.	W	81-76
3/4/1978	DePaul	4	Chicago, Ill.	L	84-96
12/29/1978	Syracuse	19	Syracuse, N.Y.	L	72-82
12/8/1979	Syracuse	11	Syracuse, N.Y.	L	70-72 (ot)
3/1/1980	DePaul	1	Chicago, Ill.	L	81-97
12/12/1980	Syracuse	20	Normal, Ill.	L	52-84
12/15/1980	Indiana State	7	Normal, Ill.	L	85-88 (2ot)
1/28/1981	DePaul	3	Normal, Ill.	L	50-54
12/28/1981	DePaul	13	Chicago, Ill.	L	58-74
2/11/1982	Tulsa	7	Tulsa, Okla.	L	67-78 (ot)
3/6/1982	Tulsa	10	Tulsa, Okla.	L	77-90
2/26/1983	Wichita State	12	Wichita, Kan.	L	62-72
12/3/1983	DePaul	16	Chicago, Ill.	L	66-69
1/19/1984	Tulsa	12	Tulsa, Okla.	W	79-73
3/3/1984	Tulsa	9	Normal, Ill.	W	91-81
3/17/1984	DePaul	4	Lincoln, Neb.	L	61-75
12/5/1984	DePaul	2	Normal, Ill.	L	71-84
1/17/1985	Tulsa	17	Normal, Ill.	L	69-79 (ot)
2/6/1985	Tulsa	17	Tulsa, Okla.	W	73-72
3/16/1985	Oklahoma	4	Tulsa, Okla.	L	69-75
12/1/1986	Purdue	4	West Lafayette, Ind.	L	54-96
12/27/1986	Indiana	4	Bloomington, Ind.	L	58-82
11/30/1987	Purdue	2	Normal, Ill.	L	61-68
12/29/1987	Iowa	14	Oklahoma City, Okla.	W	89-88
12/30/1987	Oklahoma	10	Oklahoma City, Okla.	L	56-107
2/20/1988	Bradley	17	Normal, Ill.	L	71-78
3/8/1988	Bradley	12	Peoria, Ill.	L	59-83
3/16/1990	Michigan	13	Long Beach, Calif.	L	70-76
2/2/1996	Cincinnati	5	Cincinnati, Ohio	L	57-91
3/13/1997	Iowa State	18	Auburn Hills, Mich.	L	57-69
3/14/1998	Arizona	4	Sacramento, Calif.	L	49-82
12/8/1998	Purdue	9	West Lafayette, Ind.	L	55-69
12/7/1999	Purdue	23	Normal, Ill.	L	75-86
11/30/2000	Kansas	2	Lawrence, Kan.	L	61-80
12/18/2001	Illinois	7	Champaign, Ill.	L	73-87
1/11/2003	Creighton	16	Normal, Ill.	L	57-76
1/20/2003	Creighton	10	Omaha, Neb.	L	82-95
1/3/2004	Illinois	19	Champaign, Ill.	L	73-80 (ot)
1/7/2004	Creighton	23	Normal, Ill.	L	55-56
1/24/2004	Creighton	24	Omaha, Neb.	L	63-72
11/23/2007	Indiana	8	Hoffman Estates, Ill.	L	57-70
2/5/2008	Drake	15	Normal, Ill.	L	70-73
3/9/2008	Drake	20	St. Louis, Mo.	L	49-79
2/27/2010	UNI	22	Cedar Falls, Iowa	L	55-61
12/1/2010	UNLV	23	Normal, Ill.	L	78-87
1/13/2012	Creighton	21	Normal, Ill.	L	78-87
2/1/2012	Creighton	12	Omaha, Neb.	L	74-102
2/22/2012	Wichita State	19	Normal, Ill.	L	55-68
3/3/2012	Wichita State	15	St. Louis, Mo.	W	65-64
3/4/2012	Creighton	25	St. Louis, Mo.	L	79-83 (ot)
12/1/2012	Louisville	5	Louisville, Ky.	L	66-69
1/2/2013	Creighton	16	Normal, Ill.	L	72-79
2/9/2013	Creighton	16	Omaha, Neb.	W	75-72
11/8/2013	VCU	14	Richmond, Va.	L	58-96
12/7/2013	Dayton	25	Normal, Ill.	W	81-75
1/8/2014	Wichita State	6	Wichita, Kan.	L	47-66
1/22/2014	Wichita State	4	Normal, Ill.	L	55-70
1/4/2015	Wichita State	16	Wichita, Kan.	L	62-70
1/25/2015	UNI	19	Normal, Ill.	L	53-54
2/11/2015	UNI	12	Cedar Falls, Iowa	L	64-83

2/14/2015	Wichita State	13	Normal, Ill.	L	62-68
3/7/2015	Wichita State	8	St. Louis, Mo.	W	85-62
3/8/2015	UNI	11	St. Louis, Mo.	L	60-69
11/24/2015	Maryland	2	Cancun, Mexico	L	66-77
11/30/2015	Kentucky	1	Lexington, Ky.	L	63-75
2/6/2016	Wichita State	21	Normal, Ill.	W	58-53
3/5/2017	Wichita State	21	St. Louis, Mo.	L	51-71
11/25/2020	Ohio State	23	Columbus, Ohio	L	67-94
2/1/2021	Drake	25	Des Moines, Iowa	L	60-95
12/29/2021	Wisconsin	24	Madison, Wis.	L	85-89

Rank	Record
No. 1	0-2
No. 2	0-4
No. 3	0-1
No. 4	2-7
No. 5	0-3
No. 6	0-1
No. 7	0-3
No. 8	1-1
No. 9	1-1
No. 10	0-3
No. 11	0-3
No. 12	1-4
No. 13	0-4
No. 14	2-1
No. 15	1-1
No. 16	1-4
No. 17	1-2
No. 18	0-2
No. 19	0-4
No. 20	0-2
No. 21	1-2
No. 22	0-1
No. 23	0-4
No. 24	0-2
No. 25	2-1

SINGLE-GAME INDIVIDUAL RECORDS

POINTS				FREE THROW PCT (MIN. 8 ATT.)				OPPONENT FIELD GOAL PCT (MIN. 10 ATT.)				OPPONENT BLOCKED SHOTS			
Student-Athlete	Opponent	Date		Student-Athlete	Opponent	Date		Student-Athlete	Opponent	Date		Student-Athlete	Opponent	Date	
1 58	Bubbles Hawkins	Northern Illinois	2/20/1974	1 1.000	George Terry	Tulsa	11/19/2017	1 1.000	Anthony Tolliver	Creighton	1/1/2007	1 10	Benoit Benjamin	Creighton	3/8/1984
2 57	Doug Collins	LSU New Orleans	1/3/1973		15-of-15				11-of-11			2 8	Kelvin Cato	Iowa State	3/13/1997
3 55	Doug Collins	Ball State	1/15/1972	2 1.000	Jackie Carmichael	Norfolk State	12/18/2011	1 1.000	Greg Grady	Florida State	2/12/1976	3 7	Toby Okani	UTC	12/28/2022
4 51	Rick Whitlow	Southern Illinois	1/4/1975		14-of-14				11-of-11			7	Martin Keane	Oklahoma	12/28/1990
5 1	Al Meyer	McKendree	12/1/1955	1 1.000	John Zuzevich	Eastern Michigan	2/16/1957	3 1.000	Darnell Brodie	Drake	1/31/2021	5 6	Six times		
					14-of-14				10-of-10						
				4 1.000	Rick Lamb	Bradley	1/13/1983	4 .938	Shaun Vandiver	Colorado	12/4/1989				
					13-of-13				15-of-16						
				1 1.000	Jerry McGreal	Tennessee State	12/10/1966	5 .923	Reed Jackson	Evansville	12/21/1993				
					13-of-13				12-of-13						
FIELD GOALS MADE				REBOUNDS				OPPONENT THREE-POINT FIELD GOALS MADE				OPPONENT STEALS			
Student-Athlete	Opponent	Date		Student-Athlete	Opponent	Date		Student-Athlete	Opponent	Date		Student-Athlete	Opponent	Date	
1 25	Bubbles Hawkins	Northern Illinois	2/20/1974	1 27	John Swart	Lewis	12/6/1961	1 8	Ryan Taylor	Evansville	2/3/2018	1 9	Luke Martinez	Woming	12/4/2012
2 24	Doug Collins	LSU New Orleans	1/3/1973	2 24	Ron deVries	Pacific	1/19/1974	8	Chris Matthews	St. Bonaventure	11/29/2009	9	Al Stewart	Drake	2/14/2006
3 20	Al Meyer	McKendree	12/1/1955	24	Mike Akin	Sioux Falls	12/30/1964	8	Jay Tunnell	Indiana State	2/8/2009	3 8	Haron Hargrave	Sacramento State	11/29/2006
4 19	8 Times			24	Wardell Vaughn	Eastern Illinois	1/5/1963	8	Maurice Evans	Wichita State	12/12/1998	8	Theandre Kimbrough	UTC	12/30/1999
				24	John Swart	Eastern Illinois	2/6/1960	8	Kevin Ault	Missouri State	2/15/1998	8	Mike Kelley	Wisconsin	12/5/1998
												8	Brian Hill	UTC	12/4/1990
												8	Mookie Blaylock	Oklahoma	12/30/1987
FIELD GOALS ATTEMPTED				OFFENSIVE REBOUNDS				OPPONENT THREE-POINT FIELD GOALS ATTEMPTED				OPPONENT MINUTES			
Student-Athlete	Opponent	Date		Student-Athlete	Opponent	Date		Student-Athlete	Opponent	Date		Student-Athlete	Opponent	Date	
1 41	Doug Collins	Pacific	2/1/1972	1 14	Ron deVries	Drake	1/2/1974	1 17	Mike Riley	Oakland	11/16/1997	1 50	Marcus Timmons	Southern Illinois	2/18/1995
2 39	Doug Collins	LSU New Orleans	1/3/1973	2 11	Ron deVries	Louisville	3/4/1974	16	Andrew Funk	Bucknell	11/20/2021	50	Willie Scott	Bradley	3/4/1982
3 38	Bubbles Hawkins	Northern Illinois	1/15/1972	3 10	Anthony Slack	Creighton	2/27/2008	16	Maurice Evans	Wichita State	12/12/1998	50	Bill Moulder	Saint Louis	1/19/1977
38	Doug Collins	Missouri State	3/6/1971	4 9	Six times			16	Shea Seals	Tulsa	1/19/1995	4 49	Bowen Born	UNI	2/27/2021
5 37	Doug Collins	Ball State	2/16/1972					3 15	Troy Hudson	Southern Illinois	2/13/1997	5 48	Mitchell Anderson	Bradley	3/4/1982
37	Doug Collins	Ball State	1/15/1972												
FIELD GOALS PCT (MIN. 10 ATT.)				BLOCKED SHOTS				OPPONENT 3-POINT FIELD GOALS PCT (MIN. 5 ATT.)							
Student-Athlete	Opponent	Date		Student-Athlete	Opponent	Date		Student-Athlete	Opponent	Date					
1 .923	Emon Washington	Greenville	12/2/2020	1 9	Joe Galvin	Evansville	1/17/1979	1 1.000	Godwin Boahen	UTC	12/5/2018				
	12-of-13			2 8	Jeff Wilkins	Northern Iowa	1/13/1976		6-of-6						
2 .917	Phil Fayne	Valparaiso	1/27/2018	3 7	Reggie Lynch	Youngstown State	11/29/2014	1 1.000	Eric Roberson	Bradley	1/20/1999				
	11-of-12			4 14	Eight times				6-of-6						
.917	Phil Fayne	Southern Illinois	1/13/2018					3 1.000	Jermaine Mallett	Missouri State	1/1/2011				
	11-of-12								5-of-5						
.917	Ron deVries	Eastern Michigan	12/1/1973					1 1.000	Akila Smith	Hawai'i	11/30/1997				
	11-of-12								5-of-5						
5 .909	Jarrod Coleman	Indiana State	2/28/1987					.889	Jay Tunnell	Indiana State	2/8/2009				
	10-of-11								8-of-9						
.909	Tony Hollifield	Tennessee Tech	12/20/1986												
	10-of-11														
.909	Ron deVries	Central Michigan	12/15/1973												
	10-of-11														
THREE-POINT FIELD GOALS MADE				STEALS				OPPONENT FREE THROWS MADE							
Student-Athlete	Opponent	Date		Student-Athlete	Opponent	Date		Student-Athlete	Opponent	Date					
1 8	Zach Copeland	Drake	1/17/2020	1 7	Vince Greene	Evansville	1/25/2003	1 20	D.J. Balentine	Evansville	2/12/2014				
8	Tyler Brown	Ole Miss	3/14/2012	7	Victor Williams	Oakland	11/15/1998	20	Gary Pittenger	DePauw	12/29/1971				
8	Osiris Eldridge	Creighton	1/1/2007	7	Ron Jones	Howard	1/20/1979	3 18	Mark Aguirre	DePaul	3/1/1980				
8	Tarise Bryson	Drake	2/28/2000	7	Ron Jones	Northern Illinois	1/11/1978	4 17	Jake Odum	Indiana State	2/14/2012				
8	Tarise Bryson	Miami	12/22/1999	7	Mike Bonczyk	Centenary	12/23/1975	5 16	Joe Dykstra	Western Illinois	12/7/1981				
8	Jeff Harris	Creighton	2/15/1988	7	Bubbles Hawkins	Louisville	3/4/1974								
THREE-POINT FIELD GOALS ATTEMPTED				MINUTES				OPPONENT FREE THROWS ATTEMPTED							
Student-Athlete	Opponent	Date		Student-Athlete	Opponent	Date		Student-Athlete	Opponent	Date					
1 15	Champ Oguchi	Drake	1/14/2009	1 50	Billy Lewis	Saint Louis	1/19/1977	1 25	D.J. Balentine	Evansville	2/12/2014				
15	Dom Johnson	Florida State	11/13/2006	2 49	Randy Rice	Evansville	2/12/2001	25	Gary Pittenger	DePauw	11/29/1971				
3 14	Six times			3 47	Tarise Bryson	Evansville	2/12/2001	3 21	Jake Odum	Indiana State	2/14/2012				
				4 46	Five times			4 20	Cal Glover	UW Stout	2/6/1971				
								5 19	Bobby Locke	UTC	2/2/1987				
THREE-POINT FIELD GOALS PCT (MIN. 5 ATT.)				OPPONENT POINTS				OPPONENT FREE THROW PCT (MIN. 8 ATT.)							
Student-Athlete	Opponent	Date		Student-Athlete	Opponent	Date		Student-Athlete	Opponent	Date					
1 1.000	Keyshawn Evans	Tulsa	11/19/2017	1 49	Richard Fuqua	Oral Roberts	2/14/1973	1 1.000	Mark Aguirre	DePaul	3/1/1980				
	6-of-6			2 48	Anthony Roberts	Oral Roberts	1/6/1975		18-of-18						
1.000	Deontae Hawkins	UC Irvine	3/15/2017	3 46	Parrish Casebier	Evansville	12/12/1992	2 1.000	Joe Dykstra	Western Illinois	12/7/1981				
	6-of-6			46	Glen Stuart	Central Michigan	1/31/1955		16-of-16						
1.000	Nic Moore	Ole Miss	3/14/2012	46	Webster Kirksey	Eastern Michigan	12/20/1952	3 1.000	Sterling Gibbs	Seton Hall	11/24/2014				
	6-of-6								13-of-13						
1.000	Vince Green	Wichita State	1/29/2005					1 1.000	Marcus Wilson	Evansville	2/20/1999				
	6-of-6								13-of-13						
1.000	Shawn Jeppson	Drake	3/2/2002												
	6-of-6														
FREE THROWS MADE				OPPONENT FIELD GOALS ATTEMPTED				OPPONENT REBOUNDS							
Student-Athlete	Opponent	Date		Student-Athlete	Opponent	Date		Student-Athlete	Opponent	Date					
1 17	Tarise Bryson	Central Michigan	12/3/2000	1 49	Richard Fuqua	Oral Roberts	2/14/1973	1 29	Otto Moore	UT-Pan American	1/26/1984				
17	John Crusier	Culver-Stockton	1/30/1963	2 38	Anthony Roberts	Oral Roberts	1/6/1975	2 26	Reggie Lacefield	Western Michigan	12/9/1967				
3 16	William Anderson	Wichita State	3/3/1986	3 37	Frank Kaminsky	Lewis	11/30/1976	3 23	Xavier McDaniel	Wichita State	1/26/1984				
4 15	Six times			4 35	Hershel Lewis	Winona State	1/18/1972	23	Joe Meriweather	Southern Illinois	2/2/1974				
				35	Bill Patterson	Illinois Wesleyan	2/15/1967	23	W.L. Moore	Northern Illinois	2/6/1965				
								23	Jim Futrell	Northern Illinois	1/13/1963				
FREE THROWS ATTEMPTED				OPPONENT OFFENSIVE REBOUNDS											
Student-Athlete	Opponent	Date		Student-Athlete	Opponent	Date									
1 22	Fred Marberry	Lewis	1/5/1957	1 10	Joshua Cross	Southern Illinois	2/12/2000								
2 21	Ron deVries	Southern Illinois	3/4/1972	10	Herb Johnson	Tulsa	1/19/1984								
3 20	Jackie Carmichael	Bradley	1/26/2011	3 9	Five times										
20	Fred Marberry	Southern Illinois	2/24/1956												
5 19	Greg Guy	Western Illinois	2/21/1970												
OPPONENT ASSISTS															
Student-Athlete	Opponent	Date													
1 17	Ken Mickey	San Jose State	1/12/1977												
2 16	Jeremy Stanton	Evansville	3/3/2001												
16	Tom Les	Bradley	1/9/1975												
4 15	Jeremy Stanton	Evansville	3/3/2001												
5 14	Anthony Manuel	Bradley	3/8/1988												

SINGLE-GAME TEAM RECORDS

MOST POINTS

Opponent	Date
1 177 Greenville	12/2/2020
2 137 MacMurray	1/27/1973
3 130 Northern Illinois	2/20/1974
4 129 Lewis	11/28/1975
129 Lewis	2/22/1975

FEWEST POINTS

Opponent	Date
1 31 Tulsa	1/28/1988
2 32 Marquette	11/15/2004
3 35 Creighton	1/13/1986
35 Ashland	3/12/1969
5 40 Southern Illinois	12/28/2003
40 Illinois	12/15/1979

MOST FIRST HALF POINTS

Opponent	Date
1 83 Greenville	12/2/2020
2 67 Lewis	11/28/1975
67 Millikin	1/30/1960
4 66 Chicago State	2/9/1974
5 66 MacMurray	1/27/1973

FEWEST FIRST HALF POINTS

Opponent	Date
1 12 Northern Illinois	11/26/2003
2 14 Chicago State	11/25/2000
14 Wichita State	2/16/2000
14 Quincy	12/15/1962
5 15 Four times	

MOST SECOND-HALF POINTS

Opponent	Date
1 94 Greenville	12/2/2020
2 76 Lewis	2/22/1975
3 72 Northern Illinois	2/20/1974
4 71 MacMurray	1/27/1973
5 69 Morehead State	1/8/1973
69 McKendree	12/1/1955

FEWEST SECOND-HALF POINTS

Opponent	Date
1 14 Evansville	12/9/2006
14 Bradley	2/1/2006
14 Tulsa	1/28/1988
4 15 UNI	1/8/2008
15 Illinois	12/15/1979
15 Ashland	3/12/1969
15 Florida State	11/13/2006

SCORING MARGIN IN WIN

Opponent	Date
1 69 Greenville	12/2/2020
2 65 MacMurray	1/27/1973
3 57 Lewis	11/28/1975
4 56 Carthage	11/29/1980
5 54 Eureka	12/9/1953

SCORING MARGIN IN LOSS

Opponent	Date
1 57 Tennessee State	3/12/1959
2 56 Quincy	12/16/1962
3 43 Tulsa	2/7/1991
43 Oklahoma	12/28/1990
5 42 Purdue	12/1/1986

MOST FIELD GOALS MADE

Opponent	Date
1 70 Greenville	12/2/2020
2 65 MacMurray	1/27/1973
3 59 Lewis	2/22/1975
59 Chicago State	2/9/1974
5 58 Northern Illinois	2/20/1974

FEWEST FIELD GOALS MADE

Opponent	Date
1 10 Marquette	11/15/2004
2 11 Wichita State	3/3/2000
3 12 Pittsburgh	11/24/2001
12 Tulsa	1/28/1988
5 13 Rhode Island	11/23/2022
13 Missouri State	1/15/2003

MOST FIELD GOALS ATTEMPTED

Opponent	Date
1 111 Morehead State	1/8/1973
2 110 Northern Illinois	2/20/1974
3 108 Lewis	11/28/1975
4 106 Louisville	3/4/1974
106 Central Missouri St.	11/30/1972

FEWEST FT ATTEMPTED

Opponent	Date
1 32 Bradley	3/1/1984
2 33 Creighton	2/20/1993
3 34 Wichita State	3/6/1988
34 West Texas State	1/18/1986
34 Bradley	2/18/1984

HIGHEST FG %

Opponent	Date
1 .843 Greenville	12/2/2020
70-of-83 * NCAA RECORD *	
2 .702 Evansville	1/21/2022
40-of-57	
.698 Butler	2/24/1988
30-of-43	
.681 Indiana State	1/25/1986
32-of-47	
.673 Loyola Chicago	1/13/1981
31-of-46	

LOWEST FG %

Opponent	Date
1 .200 DePaul	12/7/1954
16-of-80	
2 .200 Marquette	11/15/2004
10-of-50	
3 .212 Illinois Wesleyan	2/11/1953
21-of-99	
4 .238 Millikin	12/5/1951
24-of-101	
5 .240 Northern Illinois	1/4/1951
25-of-104	

MOST 3-POINT FG MADE

Opponent	Date
1 17 Chicago State	12/15/2020
17 Ole Miss	3/14/2012
17 Drake	2/14/1996
4. 15 Five times	

MOST 3-POINT FG ATTEMPTED

Opponent	Date
1 38 Chicago State	11/30/2011
2 37 Drake	1/3/2018
3 36 Chicago State	12/15/2020
36 Oakland	12/16/2013
5 35 New Mexico	12/3/2016
35 UNI	3/8/2009

FEWEST 3-POINT FG MADE

Opponent	Date
1 0 11 Times	
Most Recently	
0 Indiana State	1/23/2013

MOST 3-POINT FG ATTEMPTED

Opponent	Date
1 38 Chicago State	11/30/2011
2 37 Drake	1/3/2018
3 36 Chicago State	12/15/2020
36 Oakland	12/16/2013
5 35 New Mexico	12/3/2016
35 UNI	3/8/2009

FEWEST 3-POINT FG ATTEMPTED

Opponent	Date
1 1 UNI	2/24/2001
1 Purdue	12/1/1986
2 UIC	12/19/1987
2 Cleveland State	3/16/1987
2 Drake	1/29/1987
2 DePaul	12/6/1986

HIGHEST 3-PT FG PERCENTAGE

Opponent	Date
1 .800 UNI	11/27/1994
8-of-10	
.750 Loyola Chicago	1/20/1993
8-of-12	
3 .739 Ole Miss	3/14/2012
17-of-23	
.733 Southern Illinois	1/27/2007
8-of-11	
.722 Miami	12/22/1999
13-of-18	

LOWEST 3-POINT FG PERCENTAGE

Opponent	Date
1 .000 Indiana State	1/23/2013
0-of-13	
.000 Indiana State	1/13/1990
0-of-10	
3 .040 Wichita State	1/22/2014
1-of-25	
4 .063 Marquette	11/15/2004
1-of-16	
5 .077 Indiana State	1/9/1993
1-of-13	

MOST FREE THROWS MADE

Opponent	Date
1 40 Eastern Illinois	1/21/1961
2 39 Eastern Illinois	1/10/1959
3 38 Florida A&M	11/23/2003
4 36 Eastern Illinois	2/28/1968
5 35 Five times	

FEWEST FREE THROWS MADE

Opponent	Date
1 0 UNI	2/13/2020
0 Southern Illinois	3/4/2017
0 Bradley	2/1/2006
4 1 12 times	

MOST FT ATTEMPTED

Opponent	Date
1 52 Eastern Illinois	2/28/1968
2 50 Washington (Mo.)	1/4/1967
50 William Jewell	12/20/1954
4 48 Florida A&M	11/23/2003
5 47 Western Michigan	12/9/1967
47 Eastern Illinois	1/21/1961

FEWEST FT ATTEMPTED

Opponent	Date
1 0 UNI	2/13/2020
0 Southern Illinois	3/4/2017
3 2 Seven times	

HIGHEST FT PERCENTAGE

Opponent	Date
1 1.000 Florida State	2/12/1976
21-of-21	
1.000 Western Illinois	1/18/1964
21-of-21	
3 1.000 Southern Illinois	2/4/2009
19-of-19	
4 1.000 Utah State	3/16/1995
16-of-16	
5 1.000 UIS	11/29/2019
15-of-15	

LOWEST FT PERCENTAGE

Opponent	Date
1 .235 Southern Illinois	12/23/2004
4-of-17	
2 .250 Murray State	12/13/2015
3-of-12	
3 .294 Creighton	1/15/1987
5-of-17	
4 .300 Dayton	3/17/2010
3-of-10	
.300 Dayton	3/24/2008
3-of-10	

MOST REBOUNDS

Opponent	Date
1 77 Northern Illinois	2/6/1965
2 73 Central Missouri St.	11/30/1972
3 72 MacMurray	1/27/1973
4 72 Western Illinois	2/21/1970
5 70 Northern Illinois	2/20/1974

FEWEST REBOUNDS

Opponent	Date
1 15 Bradley	3/1/1984
2 18 Missouri State	12/29/2002
3 19 Six times	

BEST REBOUNDING MARGIN

Opponent	Date
1 36 Central Missouri St.	11/30/1972
2 35 Eastern Michigan	12/1/1973
3 33 MacMurray	1/27/1973
33 Illinois Wesleyan	2/21/1968
5 32 Culver-Stockton	12/5/1973

LOWEST REBOUNDING MARGIN

Opponent	Date
1 37 Central Michigan	1/11/1969
2 36 Kentucky Wesleyan	3/17/1967
3 34 Bradley	12/3/1957
4 31 Western Michigan	12/16/1964
5 30 Three times	

MOST OFFENSIVE REBOUNDS

Opponent	Date
1 34 Louisville	3/4/1974
2 30 Duquesne	12/14/1996
3 28 Saint Louis	11/26/1977
4 26 Indiana State	2/25/1989
5 26 Milwaukee	2/13/1965

FEWEST OFFENSIVE REBOUNDS

Opponent	Date
1 1 Evansville	1/10/2021
2 1 Missouri State	2/5/2020
3 1 Drake	2/1/2014
4 2 Missouri State	2/6/2007
5 2 Wichita State	3/6/1988
6 2 Iowa	12/29/1987

MOST ASSISTS

Opponent	Date
1 57 Greenville	12/2/2020
2 44 Lewis	11/28/1975
3 44 Northern Illinois	2/20/1974
4 37 Chicago State	2/9/1974
5 36 Oral Roberts	1/6/1975
6 35 Northern Illinois	1/25/1975

FEWEST ASSISTS

Opponent	Date
1 1 Central Michigan	1/6/1971
2 2 Northern Illinois	1/31/1979
2 Indiana State	1/13/1971
2 Northern Illinois	12/12/1970
5 3 Four times	

MOST BLOCKED SHOTS

Opponent	Date
1 14 Evansville	3/3/2017
2 11 Drake	1/21/2017
11 Missouri State	1/12/1991
4 10 Six times	

MOST STEALS

Opponent	Date
1 21 Louisville	3/4/1974
2 19 Missouri-St. Louis	1/15/1979
3 17 Morgan State	12/16/2012
4 17 Missouri-St. Louis	11/7/2007
5 17 Delaware State	11/18/2012

MOST PERSONAL FOULS

Opponent	Date
1 39 Southern Illinois	2/23/1984
2 38 Indiana State	12/15/1980
3 37 Tulsa	3/6/1982
4 37 New Orleans	11/27/1976
5 35 Idaho State	12/27/1973

FEWEST FOULS

Opponent	Date
1 7 Northern Kentucky	12/6/2023
7 Green Bay	11/29/1986
3 8 UNI	1/9/2010
8 Truman State	11/22/2004
8 US International	1/10/1984
8 Milwaukee	2/16/1974

NUMERICAL ROSTER


NO.	NAME	HT.	WT.	POS.	CL.	HOMETOWN	HIGH SCHOOL / LAST SCHOOL
0	Luke Kasubke	6-5	190	G	Sr.	St. Louis, Mo.	Chaminade HS / Kansas State
1	Malachi Poindexter	6-3	190	G	Sr.	Mineral, Va.	St. Anne's Belfield HS / Virginia
2	Ty Pence	6-6	210	G	Fr.	St. Joseph, Ill.	St. Joseph-Ogden HS
3	Dalton Banks	6-2	190	G	Sr.	Eau Claire, Wis.	Eau Claire North HS / Southern Illinois
4	Myles Foster	6-7	235	F	Sr.	Brooklyn, N.Y.	Brooks School (Mass.) / Monmouth
5	Jordan Davis	6-4	200	G	Sr.	La Crosse, Wis.	La Crosse Central HS / Wisconsin
10	Darius Burford	6-0	175	G	Sr.	Bolingbrook, Ill.	Bolingbrook HS / Elon
11	Johnny Kinziger	5-11	165	G	Fr.	De Pere, Wis.	De Pere HS
12	Brandon Lieb	7-1	230	F	Sr.	Deerfield, Ill.	Deerfield HS / Illinois
13	Ty Blake	6-4	190	G	Fr.	Normal, Ill.	University HS
14	Nik Stadelman	6-0	180	G	Sr.	Rockford, Ill.	Guilford HS
22	Kendall Lewis	6-8	210	F	5th	Snellville, Ga.	Shiloh HS / Appalachian State
23	Harouna Sissoko	6-7	217	F	r-Sr.	Kayes, Mali	Grand View Christian (Iowa) HS
35	Chase Walker	6-9	290	F	Fr.	Columbus, Ohio	St. Charles Prep
50	Ryan Schmitt	6-11	220	F	5th	Van Meter, Iowa	Van Meter HS / Des Moines Area CC

COACHES

Ryan Pedon	Head Coach
Rob Judson	Assistant Coach
Andrew Dakich	Assistant Coach
Jason Slay	Assistant Coach
Mike Mastroianni	Chief of Staff
Jack Betz	Graduate Assistant
Tyler Hicks	Graduate Assistant

PRONUNCIATIONS

Luke Kasubke	kazoo'b-key
Johnny Kinziger	KIN-zee-gur
Brandon Lieb	LEE'b
Ryan Pedon	PEA-den
Harouna Sissoko	uh-ROON-uh sis-OH-co
Nik Stadelman	STAH-dell-man



0 LUKE KASUBKE 1 MALACHI POINDEXTER 2 TY PENCE 3 DALTON BANKS 4 MYLES FOSTER 5 JORDAN DAVIS



10 DARIUS BURFORD 11 JOHNNY KINZIGER 12 BRANDON LIEB 13 TY BLAKE 14 NIK STADELMAN 22 KENDALL LEWIS



23 HAROUNA SISSOKO 35 CHASE WALKER 50 RYAN SCHMITT

O // LUKE KASUBKE

G // 6-5 // 190 // SR // ST. LOUIS, MO. // CHAMINADE HS // KANSAS STATE



MISCELLANEOUS

	Season	Career
10+ Points	3	12
20+ Points	0	0
3+ 3FGM	1	6
3+ Assists	0	7
2+ Steals	0	9
Led ISU in Points	1	3
Led ISU in Rebounds	0	0
Led ISU in Assists	0	9
Led ISU in Steals	0	3

BONUS ON KASUBKE

- Has two seasons (including this season) of eligibility remaining.
- Both of his parents played basketball at Quincy University
- Was twice named to the Class 5A All-State team.
- Ranks sixth in Chaminade HS history in career scoring, behind among others, NBA players Jayson Tatum, Bradley Beal, and David Lee.
- His 218 high school career three-pointers are second-most in school history behind Beal's 256.
- Led the team in nearly every offensive category as a junior including points (22.3), field goals made, three-point field goals made, and free throws made.
- Chaminade HS was established in 1910 and has 561 students in the high school, with an additional 275 students in middle school (6-8).
- Among the other alumni of Chaminade HS include former and current NBA players Bradley Beal, Tyler Cook, David Lee, and Jayson Tatum; former and current NHL players Ben Bishop, Chris Butler, Neil Komadoski, Paul Stastny, Matthew Tkachuk, Bradley Kachuk, and Chris Wideman.

KASUBKE AT A GLANCE

- Scored a career-high 10 points in his Illinois State debut against Western Illinois on November 7
- Played in 30 games for Kansas State in 2021-22, averaging 12.2 minutes per game.
- Scored 57 points on the season while dishing out 14 assists and pulling down 32 rebounds with 10 steals.
- As a freshman he saw action in 16 games - all during Big 12 play - after missing the first 13 games of the season with an injury.
- He scored 35 points over 16 minutes of action per game, while pulling down

20 rebounds and grabbing six steals.

- Scored a season-high eight points along with four rebounds and two steals against eventual NCAA champion Baylor on January 27.
- He scored at least five points four times during his opening season.
- Played his high school basketball at Chaminade High School, and was a top-200 prospect by several recruiting services and was rated among the top-40 shooting guards in the country (31 by Rivals, 37 by 247Sports.com).
- Was rated as the No. 6 prospect in the state of Missouri.

SEASON HIGHS

Points	12	Eastern Illinois (Nov. 15, 2023)
Field Goals	4	Two times
FG Attempts	6	Two times
3-Point Field Goals	4	Eastern Illinois (Nov. 15, 2023)
3FG Att.	5	vs Long Beach State (Nov 20, 2023)
FT Made	5	Murray State (Dec. 3, 2023)
FT Attempts	5	Two times
Rebounds	4	Lourdes (Nov. 6, 2023)
Assists	2	Lourdes (Nov. 6, 2023)
Blocks	-	-
Steals	1	Two times
Minutes	28:20	at UIC (Nov. 30, 2023)

CAREER HIGHS

Points	16	at Eastern Illinois (Nov. 10, 2022)
Field Goals	5	Two times
FG Attempts	11	at Bradley (Jan. 25, 2023)
3-Point Field Goals	4	Four times
3FG Att.	7	Two times
FT Made	6	at Bradley (Jan. 25, 2023)
FT Attempts	7	at Bradley (Jan. 25, 2023)
Rebounds	8	at Bradley (Jan. 25, 2023)
Assists	6	at Northwestern St. (Nov. 12, 2022)
Blocks	2	vs Murray State (Feb. 15, 2023)
Steals	3	at UIC (Dec. 28, 2022)
Minutes	42	at Bradley (Jan. 25, 2023)

Opponent	Date	GS	MIN	Total		3-Pointers		Free throws		Rebounds				PF	A	TO	BLK	STL	PTS	AVG	
				FG-FGA	PCT	3FG-3FGA	PCT	FT-FTA	PCT	OFF	DEF	TOT	AVG								
Lourdes	11/06/2023	*	25:10	2-4	.500	2-3	.667	0-0	.000	0	4	4	4.0	1	2	1	0	1	6	6.0	
at Saint Louis	11/11/2023	*	19:30	0-4	.000	0-3	.000	2-2	1.000	0	1	1	2.5	4	0	3	0	0	2	4.0	
Eastern Ill.	11/15/2023		22:55	4-5	.800	4-4	1.000	0-0	.000	0	1	1	2.0	4	1	1	0	0	12	6.7	
vs Long Beach St.	11/20/2023		11:38	1-6	.167	1-5	.200	0-0	.000	0	1	1	1.8	0	1	1	0	0	3	5.8	
vs High Point	11/21/2023		17:08	0-1	.000	0-1	.000	0-0	.000	0	2	2	1.8	4	0	0	0	0	4.6		
vs Wright St.	11/22/2023		11:37	1-5	.200	0-2	.000	0-0	.000	1	2	3	2.0	0	0	1	0	0	2	4.2	
at UIC	11/30/2023		28:20	4-5	.800	2-2	1.000	1-5	.200	1	1	2	2.0	3	1	2	0	1	11	5.1	
Murray St.	12/03/2023		15:02	2-6	.333	2-4	.500	5-5	1.000	1	1	2	2.0	1	1	0	0	0	11	5.9	
Northern Ky.	12/06/2023		14:02	1-4	.250	1-3	.333	0-0	.000	0	3	3	2.1	0	1	1	0	0	3	5.6	
Norfolk St.	12/09/2023		11:40	0-2	.000	0-2	.000	0-0	.000	0	2	2	2.1	1	0	0	0	0	5.0		
North Dakota St.	12/17/2023		21:50	0-1	.000	0-1	.000	0-0	.000	0	1	1	2.0	0	1	0	1	2	4.5		
Southeast Mo. St.	12/21/2023		12:39	0-2	.000	0-2	.000	0-0	.000	0	1	1	1.9	0	1	0	0	0	4.2		
Totals			2	211:31	15-45	.333	12-32	.375	8-12	.667	3	20	23	1.9	18	9	10	1	4	50	4.2

Player Averages

Games Played	Minutes/game	Points/game	FG Pct	3FG Pct	FT Pct	Rebounds/game	Assists/game	Turnovers/game	Assist/Turnover ratio	Steals/game	Blocks/game
12	17.6	4.2	33.3	37.5	66.7	1.9	0.8	0.8	0.9	0.3	0.1

SEASON	TEAM	GP-GS	MIN/AVG	Field Goals		3-Point		F-Throws		Rebounds				Scoring						
				FG-FGA	FG%	3FG-3FGA	3FG%	FT-FTA	FT%	OFF	DEF	TOT	AVG	PF-FO	A	TO	BLK	STL	PTS	AVG
2020-21	KState	16-0	255/15.9	10-39	.256	5-27	.185	10-15	.667	5	15	20	1.3	17-0	13	11	1	6	35	2.2
2021-22	KState	30-0	369/12.3	23-65	.354	10-40	.250	1-1	1.000	9	23	32	1.1	27-0	14	13	1	10	57	1.9
2022-23	ILS	31-13	832/26.8	67-167	.401	39-109	.358	38-49	.776	15	62	77	2.5	72-1	50	49	7	24	211	6.8
2023-24	ILS	12-2	212/17.6	15-45	.333	12-32	.375	8-12	.667	3	20	23	1.9	18-0	9	10	1	4	50	4.2
TOTAL FOR ILS		43-15	1043/24.3	82-212	.387	51-141	.362	46-61	.754	18	82	100	2.3	90-1	59	59	8	28	261	6.1
TOTAL		89-15	1668/18.7	115-316	.364	66-208	.317	57-77	.740	32	120	152	1.7	134-1	86	83	10	44	353	4.0

1 // MALACHI POINDEXTER

G // 6-2 // 190 // SR // MINERAL, VA. // LOUISA COUNTY HS // ST. ANNE'S BELFIELD HS // VIRGINIA



MISCELLANEOUS

	Season	Career
10+ Points	4	17
20+ Points	0	0
3+ 3FGM	0	6
3+ Assists	0	9
2+ Steals	2	8
Led ISU in Points	2	5
Led ISU in Rebounds	1	1
Led ISU in Assists	1	8
Led ISU in Steals	2	6

BONUS ON POINDEXTER

- Has two seasons (including this season) of eligibility remaining.
- Has six siblings
- Can juggle
- Mineral Virginia was founded in 1890 and has a population of 467 people, just slightly higher than the city's elevation from sea level (459 feet).
- Louisa County High School was created by the consolidation of three school districts, opening in 1940.
- Louisa County High School has an enrollment of 1,468 and has a mascot of a Lion.
- St. Anne's Belfield School is located in Charlottesville, Virginia, near the campus of UVA.
- Among the other notable alumni of St. Anne's Belfield include fetired football player Chris Long, current Kansas City Chief player Kyle Long, and current Tampa Bay Buccaneer player Aaron Stinnie.

POINDEXTER AT A GLANCE

- Scored a career-high 14 points in his Redbird debut, and then tied his career-high with 14 points against Ball State.
- Last season played in 19 games for Virginia who had a 21-14 record.
- The Cavaliers last season advanced to the third round of the postseason NIT.
- During the season he scored 19 points while adding seven assists and 10 rebounds.
- He made 8-of-16 shots from the field and 3-of-8 from long range during his sophomore season
- He scored a season-high seven points against Fairleigh Dickinson on December 18.
- Also had three points and an assist against Lehigh on November 26.
- As a walk-on freshman he played in three games, making his UVA debut against Towson on November 25.
- Played his final prep season at St. Anne's-Belfield School, where he averaged 13 points, four rebounds, and five assists per game.
- Was named All-Prep League First Team in 2019-20

SEASON HIGHS

Points	19	at Saint Louis (Nov. 11, 2023)
Field Goals	6	Lourdes (Nov. 6, 2023)
FG Attempts	11	at Saint Louis (Nov. 11, 2023)
3-Point Field Goals	2	Four times
3FG Att.	6	Three times
FT Made	9	at Saint Louis (Nov. 11, 2023)
FT Attempts	12	at Saint Louis (Nov. 11, 2023)
Rebounds	7	Lourdes (Nov. 6, 2023)
Assists	3	SEMO (Dec. 21, 2023)
Blocks	-	-
Steals	2	Two times
Minutes	30:51	at Saint Louis (Nov. 11, 2023)

CAREER HIGHS

Points	19	at Saint Louis (Nov. 11, 2023)
Field Goals	6	Two times
FG Attempts	13	Three times
3-Point Field Goals	4	Two times
3FG Att.	11	at Valparaiso (Feb. 11, 2023)
FT Made	9	at Saint Louis (Nov. 11, 2023)
FT Attempts	12	at Saint Louis (Nov. 11, 2023)
Rebounds	7	Lourdes (Nov. 6, 2023)
Assists	5	Two times
Blocks	2	vs Valparaiso (Jan. 21, 2023)
Steals	3	vs. LSU (Nov. 21, 2022)
Minutes	42	Two times

Opponent	Date	GS	MIN	Total		3-Pointers		Free throws		Rebounds				PF	A	TO	BLK	STL	PTS	AVG	
				FG-FGA	PCT	3FG-3FGA	PCT	FT-FTA	PCT	OFF	DEF	TOT	AVG								
Lourdes	11/06/2023	*	25:51	6-10	.600	2-6	.333	2-3	.667	1	6	7	7.0	3	2	1	0	0	16	16.0	
at Saint Louis	11/11/2023	*	30:51	4-11	.364	2-6	.333	9-12	.750	0	6	6	6.5	4	2	1	0	0	19	17.5	
Eastern Ill.	11/15/2023	*	23:09	3-6	.500	1-4	.250	2-2	1.000	1	4	5	6.0	3	0	0	0	2	9	14.7	
vs Long Beach St.	11/20/2023	*	25:39	2-7	.286	2-5	.400	2-2	1.000	1	3	4	5.5	2	2	2	0	1	8	13.0	
vs High Point	11/21/2023	*	24:22	3-4	.750	0-1	.000	6-6	1.000	0	1	1	4.6	1	1	2	0	1	12	12.8	
vs Wright St.	11/22/2023	*	13:06	0-4	.000	0-2	.000	0-0	.000	1	1	2	4.2	0	1	1	0	2	0	10.7	
at UIC	11/30/2023	*	18:23	0-4	.000	0-1	.000	0-0	.000	0	2	2	3.9	1	2	0	0	0	0	9.1	
Murray St.	12/03/2023	*	30:45	4-10	.400	2-6	.333	0-0	.000	0	1	1	3.5	4	1	1	0	1	10	9.3	
Northern Ky.	12/06/2023	*	20:29	1-8	.125	0-5	.000	0-0	.000	0	1	1	3.2	0	2	1	0	0	2	8.4	
Norfolk St.	12/09/2023	*	28:16	3-10	.300	0-5	.000	0-0	.000	1	2	3	3.2	2	2	1	0	1	6	8.2	
North Dakota St.	12/17/2023	*	23:30	2-4	.500	1-2	.500	0-0	.000	0	3	3	3.2	1	0	0	0	0	5	7.9	
Southeast Mo. St.	12/21/2023	*	24:08	2-6	.333	1-3	.333	2-2	1.000	1	2	3	3.2	2	3	0	0	1	7	7.8	
Totals			12	288:29	30-84	.357	11-46	.239	23-27	.852	6	32	38	3.2	23	18	10	0	9	94	7.8

Player Averages

Games Played	Minutes/game	Points/game	FG Pct	3FG Pct	FT Pct	Rebounds/game	Assists/game	Turnovers/game	Assist/Turnover ratio	Steals/game	Blocks/game
12	24.0	7.8	35.7	23.9	85.2	3.2	1.5	0.8	1.8	0.8	0.0

SEASON	TEAM	GP-GS	MIN/AVG	Field Goals		3-Point		F-Throws		Rebounds				Scoring							
				FG-FGA	FG%	3FG-3FGA	3FG%	FT-FTA	FT%	OFF	DEF	TOT	AVG	PF-FO	A	TO	BLK	STL	PTS	AVG	
2020-21	UVa	3-0	3/1.1	0-2	.000	0-2	.000	0-0	.000	0	0	0	0.0	0-0	0	0	0	0	0	0	0.0
2021-22	UVa	19-0	121/6.4	8-16	.500	3-8	.375	0-0	.000	1	9	10	0.5	9-0	7	3	0	0	0	19	1.0
2022-23	ILS	31-25	985/31.8	95-260	.365	49-130	.377	52-55	.945	6	64	70	2.3	53-0	67	61	4	27	291	9.4	
2023-24	ILS	12-12	288/24.0	30-84	.357	11-46	.239	23-27	.852	6	32	38	3.2	23-0	18	10	0	9	94	7.8	
TOTAL FOR ILS	43-37	1273/29.6	125-344	.363	60-176	.341	75-82	.915	12	96	108	2.5	76-0	85	71	4	36	385	9.0		
TOTAL	65-37	1398/21.5	133-362	.367	63-186	.339	75-82	.915	13	105	118	1.8	85-0	92	74	4	36	404	6.2		

2 TY PENCE

G // 6-6 // 210 // FR // ST. JOSEPH, ILL. // ST. JOSEPH-OGDEN



MISCELLANEOUS

	Season	Career
10+ Points	0	0
20+ Points	0	0
3+ 3FGM	0	0
3+ Assists	0	0
2+ Steals	0	0
Led ISU in Points	0	0
Led ISU in Rebounds	0	0
Led ISU in Assists	0	0
Led ISU in Steals	1	1

BONUS ON PENCE

- Was also an Illinois High School Football Coaches Association First Team All-State honoree after his senior season in which he had 53 catches as a wide receiver with 1,115 yards and 14 touchdown receptions.
- St. Joseph, Illinois, has a population of 3,810 people after the 2020 census.
- His sister, Kenzie, was a softball player at Illinois, graduating in 2022. His cousin, Courtney Pence, the program record holder in single-season (821) and career digs (2,778).
- His parents, Todd and Kendra Pence are both Illinois State graduates.

PENCE AT A GLANCE

- Reached a final national high school recruit ranking of 198th by 247 recruiting, one of just three incoming Illinois State players since the inception of the 247 rankings (2003) to be inside of the top-200.
- Finished as the state's eighth-best prospect and the 44th-best small forward in the country.
- Holds the St. Joseph-Ogden High School career records with 2,328 points and 245 three-pointers.
- Named the Associated Press and Illinois Basketball Coaches Association First Team All-State in 2023.

- Averaged 26.6 points, 7.0 rebounds, 2.0 assists, 1.9 steals and 1.0 blocked shots per game during his senior season.
- Was named First Team IBCA and Associated Press All-State in 2022 as a junior after averaging 23.5 points, 7.3 rebounds, and 2.3 assists per game.
- Was one of just two sophomores on the IBCA First Team All-State squad in 2001 after averaging 25.7 points and 10.4 rebounds per game in his second season with St. Joe-Ogden after averaging 12.9 points and 3.9 rebounds per game as a freshman.

SEASON HIGHS

Points	2	Two times
Field Goals	1	vs Murray State (Dec. 3, 2023)
FG Attempts	4	vs Murray State (Dec. 3, 2023)
3-Point Field Goals	-	-
3FG Att.	2	Four times
FT Made	2	Two times
FT Attempts	2	Three times
Rebounds	4	vs. Wright State (Nov. 22, 2023)
Assists	2	SEMO (Dec. 21, 2023)
Blocks	1	vs. Wright State (Nov. 22, 2023)
Steals	1	Four times
Minutes	22:11	at Saint Louis (Nov. 11, 2023)

CAREER HIGHS

Points	2	Two times
Field Goals	1	vs Murray State (Dec. 3, 2023)
FG Attempts	4	vs Murray State (Dec. 3, 2023)
3-Point Field Goals	-	-
3FG Att.	2	Four times
FT Made	2	Two times
FT Attempts	2	Three times
Rebounds	4	vs. Wright State (Nov. 22, 2023)
Assists	2	SEMO (Dec. 21, 2023)
Blocks	1	vs. Wright State (Nov. 22, 2023)
Steals	1	Four times
Minutes	22:11	at Saint Louis (Nov. 11, 2023)

Opponent	Date	GS	MIN	Total		3-Pointers		Free throws		Rebounds				PF	A	TO	BLK	STL	PTS	AVG
				FG-FGA	PCT	3FG-3FGA	PCT	FT-FTA	PCT	OFF	DEF	TOT	AVG							
Lourdes	11/06/2023		08:29	0-0	.000	0-0	.000	0-0	.000	1	0	1	1.0	3	1	1	0	0	0	0.0
at Saint Louis	11/11/2023		22:11	0-2	.000	0-2	.000	1-2	.500	1	2	3	2.0	4	0	1	0	1	1	0.5
Eastern Ill.	11/15/2023		02:40	0-3	.000	0-0	.000	0-0	.000	1	0	1	1.7	0	0	0	0	0	0.3	
vs Long Beach St.	11/20/2023		05:22	0-1	.000	0-1	.000	0-0	.000	0	0	0	1.3	0	1	0	0	0	0.3	
vs High Point	11/21/2023		06:33	0-1	.000	0-1	.000	1-2	.500	0	0	0	1.0	0	0	0	1	1	0.4	
vs Wright St.	11/22/2023		18:57	0-3	.000	0-2	.000	0-0	.000	1	3	4	1.5	1	0	3	1	1	0.3	
at UIC	11/30/2023		03:05	0-1	.000	0-1	.000	0-0	.000	0	0	0	1.3	0	0	1	0	0	0.3	
Murray St.	12/03/2023		08:29	1-4	.250	0-2	.000	0-0	.000	0	0	0	1.1	0	0	1	0	1	2	0.5
Northern Ky.	12/06/2023		06:08	0-0	.000	0-0	.000	0-0	.000	0	0	0	1.0	0	0	0	0	0	0.4	
Norfolk St.	12/09/2023		05:33	0-1	.000	0-1	.000	0-0	.000	0	1	1	1.0	0	0	0	0	0	0.4	
Southeast Mo. St.	12/21/2023		12:16	0-2	.000	0-2	.000	2-2	1.000	0	1	1	1.0	4	2	0	0	0	2	0.5
Totals			0 99:43	1-18	.056	0-12	.000	4-6	.667	4	7	11	1.0	12	4	7	1	4	6	0.5

Player Averages

Games Played	Minutes/game	Points/game	FG Pct	3FG Pct	FT Pct	Rebounds/game	Assists/game	Turnovers/game	Assist/Turnover ratio	Steals/game	Blocks/game
11	9.1	0.5	5.6	0.0	66.7	1.0	0.4	0.6	0.6	0.4	0.1

			Field Goals		3-Point		F-Throws		Rebounds				Scoring							
SEASON	TEAM	GP-GS	MIN/AVG	FG-FGA	FG%	3FG-3FGA	3FG%	FT-FTA	FT%	OFF	DEF	TOT	AVG	PF-FO	A	TO	BLK	STL	PTS	AVG
2023-24	ILS	11-0	100/9.1	1-18	.056	0-12	.000	4-6	.667	4	7	11	1.0	12-0	4	7	1	4	6	0.5
TOTAL		11-0	100/9.1	1-18	.056	0-12	.000	4-6	.667	4	7	11	1.0	12-0	4	7	1	4	6	0.5

3 DALTON BANKS

G // 6-2 // 190 // SR // EAU CLAIRE, WIS. // EAU CLAIRE NORTH HS // SOUTHERN ILLINOIS



MISCELLANEOUS

	Season	Career
10+ Points	8	19
20+ Points	0	0
2+ 3FGM	4	11
2+ Steals	1	13
Led ISU in Points	2	2
Led ISU in Rebounds	1	1
Led ISU in Assists	10	10
Led ISU in Steals	2	2

BONUS ON BANKS

- Has two seasons (including this season) of eligibility remaining.
- Was a two-time first team Class 1A All-State honoree in Wisconsin (2019 and 2020) and was named the All-Northwest boys basketball Player of the Year.
- The two-time Big Rivers Conference Player of the Year was named to the All-Conference team three times. He averaged 24.7 points, 10.6 rebounds, and 5.2 assists per game as a senior, along with 86 steals and 21 blocked shots, leading Eau Claire North to the regional championship.
- He is Eau Claire North's all-time leading scorer with 1,832 career points, Banks averaged 23.3 points, 7.1 rebounds, 7.1 assists, and 2.6 steals per game as a junior, including a trio of triple-doubles.
- Eau Claire, Wisconsin, has a population of 69,421 as of the 2020 census.
- Among the notable residents of Eau Claire include former Wisconsin and Washington State head basketball coach Dick Bennett, MLB pitcher Brad Radke, founder of Menards John Menard Jr.,

BANKS AT A GLANCE

- Played his last three seasons at Southern Illinois where he played 89 games with 15 starts with the Salukis.
- In 2022-23 he played in all 33 games during the season, coming off the bench in each. He averaged 3.9 points per game with 41 assists, 38 rebounds, and he added 18 steals.
- In 2021-22 he saw action in 30 of the team's 31 games, starting 14 times. He averaged 23.3 minutes per game while scoring 139 points (4.6 per game), while dishing out 70 assists (against just 39 turnovers) and grabbing 60 rebounds (2.0 per game).

- He scored in double-figures four times, including a season-high 14 at Valparaiso on January 8.
- He twice scored 11 points, the first time on January 19 against Indiana State and the second on February 12 at home against Evansville. He added 10 points at home against Maryville on December 18.
- Played in all 26 games as a freshman during the COVID-19 season with one start while averaging 25.5 minutes per game.
- He scored 160 points (6.2 per game) while making 48 percent (59-of-123) of his shots from the field, 38.1 percent (16-of-42) from long range.

SEASON HIGHS

Points	19	at UIC (Nov. 30, 2023)
Field Goals	7	Two times
FG Attempts	16	at Saint Louis (Nov. 11, 2023)
3-Point Field Goals	4	Northern Kentucky (Dec. 6, 2023)
3FG Att.	7	Two times
FT Made	8	Eastern Illinois (Nov. 15, 2023)
FT Attempts	10	Eastern Illinois (Nov. 15, 2023)
Rebounds	7	SEMO (Dec. 21, 2023)
Assists	7	vs Murray State (Dec. 3, 2023)
Blocks	1	Two times
Steals	6	vs Long Beach State (Nov 20, 2023)
Minutes	39:06	at Saint Louis (Nov. 11, 2023)

CAREER HIGHS

Points	19	at UIC (Nov. 30, 2023)
Field Goals	7	Two times
FG Attempts	16	at Saint Louis (Nov. 11, 2023)
3-Point Field Goals	4	Northern Kentucky (Dec. 6, 2023)
3FG Att.	7	Two times
FT Made	8	Eastern Illinois (Nov. 15, 2023)
FT Attempts	10	Eastern Illinois (Nov. 15, 2023)
Rebounds	8	Two times*
Assists	7	Two times*
Blocks	1	11 times*
Steals	6	vs Long Beach State (Nov 20, 2023)
Minutes	39	Two times*

* at and including games while at Southern Illinois

Opponent	Date	GS	MIN	Total		3-Pointers		Free throws		Rebounds				PF	A	TO	BLK	STL	PTS	AVG	
				FG-FGA	PCT	3FG-3FGA	PCT	FT-FTA	PCT	OFF	DEF	TOT	AVG								
Lourdes	11/06/2023	*	26:57	3-5	.600	1-1	1.000	3-5	.600	1	3	4	4.0	3	6	2	0	0	10	10.0	
at Saint Louis	11/11/2023	*	39:06	7-16	.438	3-7	.429	0-2	.000	1	3	4	4.0	4	3	1	0	0	17	13.5	
Eastern Ill.	11/15/2023	*	30:56	2-9	.222	0-2	.000	8-10	.800	0	2	2	3.3	0	3	1	0	0	12	13.0	
vs Long Beach St.	11/20/2023	*	35:34	4-8	.500	2-4	.500	5-8	.625	1	4	5	3.8	1	3	4	0	6	15	13.5	
vs High Point	11/21/2023	*	34:28	4-12	.333	1-6	.167	0-0	.000	1	1	2	3.4	2	1	1	0	1	9	12.6	
vs Wright St.	11/22/2023	*	17:02	0-3	.000	0-3	.000	0-0	.000	0	2	2	3.2	3	2	2	0	0	0	10.5	
at UIC	11/30/2023	*	30:39	7-10	.700	1-2	.500	4-6	.667	0	1	1	2.9	0	1	5	0	1	19	11.7	
Murray St.	12/03/2023	*	31:30	2-7	.286	1-3	.333	2-2	1.000	0	5	5	3.1	1	7	3	0	1	7	11.1	
Northern Ky.	12/06/2023	*	32:24	5-8	.625	4-7	.571	0-0	.000	0	6	6	3.4	0	4	7	1	0	14	11.4	
Norfolk St.	12/09/2023	*	37:29	2-7	.286	1-3	.333	5-8	.625	0	6	6	3.7	2	4	3	1	2	10	11.3	
North Dakota St.	12/17/2023	*	36:17	4-9	.444	0-1	.000	2-5	.400	0	4	4	3.7	2	5	3	1	0	10	11.2	
Southeast Mo. St.	12/21/2023	*	25:35	3-7	.429	2-4	.500	0-0	.000	1	6	7	4.0	0	5	3	1	0	8	10.9	
Totals			12	377:57	43-101	.426	16-43	.372	29-46	.630	5	43	48	4.0	18	44	35	4	11	131	10.9

Player Averages

Games Played	Minutes/game	Points/game	FG Pct	3FG Pct	FT Pct	Rebounds/game	Assists/game	Turnovers/game	Assist/Turnover ratio	Steals/game	Blocks/game
12	31.5	10.9	42.6	37.2	63.0	4.0	3.7	2.9	1.3	0.9	0.3

SEASON	TEAM	GP-GS	MIN/AVG	Field Goals		3-Point		F-Throws		Rebounds				Scoring						
				FG-FGA	FG%	3FG-3FGA	3FG%	FT-FTA	FT%	OFF	DEF	TOT	AVG	PF-FO	A	TO	BLK	STL	PTS	AVG
2020-21	SIU	26-1	666/25.6	59-123	.480	16-42	.381	26-43	.605	9	86	95	3.7	56-2	56	47	5	31	160	6.2
2021-22	SIU	30-14	701/23.4	50-121	.413	9-45	.200	30-39	.769	10	50	60	2.0	52-1	70	39	2	20	139	4.6
2022-23	SIU	33-0	471/14.3	44-109	.404	14-45	.311	26-34	.765	7	31	38	1.2	64-1	41	36	2	18	128	3.9
2023-24	ILS	12-12	378/31.5	43-101	.426	16-43	.372	29-46	.630	5	43	48	4.0	18-0	44	35	4	11	131	10.9
TOTAL FOR ILS	12-12	378/31.5	43-101	.426	16-43	.372	29-46	.630	5	43	48	4.0	18-0	44	35	4	11	131	10.9	
TOTAL	101-27	2215/21.9	196-454	.432	55-175	.314	111-162	.685	31	210	241	2.4	190-4	211	157	13	80	558	5.5	

4 MYLES FOSTER

F // 6-7 // 235 // SR // BROOKLYN, N.Y. // BROOKS SCHOOL (MASS.) // MONMOUTH



MISCELLANEOUS

	Season	Career
10+ Points	6	33
20+ Points	0	4
8+ Rebs	5	19
2+ Steals	2	14
2+ Blocks	1	6
Double-Doubles	1	3
Led ISU in Points	0	0
Led ISU in Rebounds	4	4
Led ISU in Assists	1	1
Led ISU in Steals	2	2
Led ISU in Blocks	1	1

BONUS ON FOSTER

- Has two seasons (including this season) of eligibility remaining.
- He played scholastically at Brooks School in Massachusetts. He helped his team capture the NEPSAC Class B title in 2018, while individually over his years earning two NEPSAC First Team accolades and a pair of All-Independent School League honors.
- Foster shot 62% for his career and as a senior, netted 40% from beyond the arc. In his final season at Brooks, he averaged a double-double with 15 points and 10 boards per contest, leading his squad in scoring. He led his group to a 25-3 record in his last year, and overall helped them to a 88-11 mark in four seasons that included a state title in 2017-18.
- Brooks School was founded in 1926 and has a current enrollment of 351.
- Among the other notable alumni of Brooks School include Frank Blake (CEO and Chairman of Home Depot), Steve Forbes (president and CEO of Forbes Magazine), and Pat Freiermuth (Pittsburgh Steelers TE).
- Brooklyn is one of New York's five boroughs, and has a population of 2.7 million people.

FOSTER AT A GLANCE

- Played and started in all 33 games during the season, averaging 30.1 minutes of action per contest. Led the team in scoring at 12.5 points per game and rebounding (6.6 per contest).
- Also added 40 steals with 59 assists on the season. Made 46.0 percent of his shots during the season (160-of-348) and 57.6 percent of his free throws (91-of-158).
- He finished fourth in the CAA in offensive rebounds, seventh in total rebounds, 15th in steals, and 17th in scoring average. He scored in double-figures in 23 of the 33 games he played, with four games of 20+ points.

- His career-high of 23 points came on February 25 against William & Mary, while scoring 22 against Hampton on January 21, 21 at Lehigh on November 27, and again with 21 at Hampton on February 23. He opened the season with a career-high 15 rebounds at Seton Hall, including nine on the offensive end.
- In 2021-22 he played in 34 games during the season with one start, averaging 12.4 minutes per game.
- He scored in double-figures four times, including a season-high 13 points against St. John's on December 9 while scoring 11 at Manhattan on February 11 and 10 against both St. Peters on January 14 and against Rider on February 18.

SEASON HIGHS

Points	16	North Dakota State (Dec. 17, 2023)
Field Goals	6	Two times
FG Attempts	13	Lourdes (Nov. 6, 2023)
3-Point Field Goals	-	-
3FG Att.	2	at Saint Louis (Nov. 11, 2023)
FT Made	9	Norfolk State (Dec. 9, 2023)
FT Attempts	12	Norfolk State (Dec. 9, 2023)
Rebounds	10	Two times
Assists	3	Two times
Blocks	2	vs Murray State (Dec. 3, 2023)
Steals	3	Lourdes (Nov. 6, 2023)
Minutes	32:11	Lourdes (Nov. 6, 2023)

CAREER HIGHS

Points	23	at William & Mary (Feb. 25, 2023) *
Field Goals	10	at Hampton (Mar. 3, 2023) *
FG Attempts	17	Hampton (Jan. 21, 2023) *
3-Point Field Goals	-	-
3FG Att.	1	Four times *
FT Made	9	Two times *
FT Attempts	15	at William & Mary (Feb. 25, 2023) *
Rebounds	15	at Seton Hall (Nov. 9, 2022) *
Assists	6	at Syracuse (Dec. 12, 2022) *
Blocks	4	Iona (Jan. 18, 2022) *
Steals	5	Delaware (Feb. 2, 2023) *
Minutes	39	Two times *

* at and including games while at Monmouth

Opponent	Date	GS	MIN	Total		3-Pointers		Free throws		Rebounds				PF	A	TO	BLK	STL	PTS	AVG	
				FG-FGA	PCT	3FG-3FGA	PCT	FT-FTA	PCT	OFF	DEF	TOT	AVG								
Lourdes	11/06/2023	*	32:11	6-13	.462	0-1	.000	1-5	.200	2	4	6	6.0	1	2	2	1	3	13	13.0	
at Saint Louis	11/11/2023		20:48	4-9	.444	0-2	.000	2-4	.500	3	4	7	6.5	4	3	0	1	1	10	11.5	
Eastern Ill.	11/15/2023	*	27:10	5-8	.625	0-0	.000	1-4	.250	5	4	9	7.3	2	1	0	1	1	11	11.3	
vs Long Beach St.	11/20/2023	*	28:56	2-8	.250	0-0	.000	3-9	.333	2	8	10	8.0	0	1	0	0	1	7	10.3	
vs High Point	11/21/2023	*	16:34	1-5	.200	0-1	.000	1-2	.500	1	1	2	6.8	0	0	0	0	0	3	8.8	
vs Wright St.	11/22/2023	*	21:38	2-3	.667	0-0	.000	4-5	.800	1	4	5	6.5	1	0	2	0	2	8	8.7	
at UIC	11/30/2023	*	28:39	4-6	.667	0-1	.000	1-2	.500	1	7	8	6.7	2	2	2	1	1	9	8.7	
Murray St.	12/03/2023	*	24:54	6-10	.600	0-0	.000	0-0	.000	2	3	5	6.5	2	1	1	2	0	12	9.1	
Northern Ky.	12/06/2023	*	22:51	4-7	.571	0-0	.000	0-1	.000	3	6	9	6.8	3	1	0	1	0	8	9.0	
Norfolk St.	12/09/2023	*	30:34	1-4	.250	0-1	.000	9-12	.750	6	4	10	7.1	5	2	2	0	2	11	9.2	
North Dakota St.	12/17/2023	*	26:18	6-10	.600	0-1	.000	4-5	.800	2	4	6	7.0	3	3	2	0	0	16	9.8	
Southeast Mo. St.	12/21/2023	*	18:57	3-5	.600	0-0	.000	1-4	.250	0	5	5	6.8	0	0	0	1	0	7	9.6	
Totals			11	299:30	44-88	.500	0-7	.000	27-53	.509	28	54	82	6.8	23	16	11	8	11	115	9.6

Player Averages

Games Played	Minutes/game	Points/game	FG Pct	3FG Pct	FT Pct	Rebounds/game	Assists/game	Turnovers/game	Assist/Turnover ratio	Steals/game	Blocks/game
12	25.0	9.6	50.0	0.0	50.9	6.8	1.3	0.9	1.5	0.9	0.7

SEASON	TEAM	GP-GS	MIN/AVG	Field Goals		3-Point		F-Throws		Rebounds				Scoring						
				FG-FGA	FG%	3FG-3FGA	3FG%	FT-FTA	FT%	OFF	DEF	TOT	AVG	PF-FO	A	TO	BLK	STL	PTS	AVG
2020-21	MU	19-0	120/6.3	25-48	.521	0-0	.000	9-16	.563	11	17	28	1.5	17-0	5	12	3	2	59	3.1
2021-22	MU	34-1	422/12.4	75-141	.532	0-2	.000	29-54	.537	49	54	103	3.0	41-0	16	25	15	12	179	5.3
2022-23	MU	33-33	986/29.9	160-348	.460	0-2	.000	91-158	.576	92	125	217	6.6	76-2	59	75	10	40	411	12.5
2023-24	ILS	12-11	300/25.0	44-88	.500	0-7	.000	27-53	.509	28	54	82	6.8	23-1	16	11	8	11	115	9.6
TOTAL FOR ILS	12-11	300/25.0	44-88	.500	0-7	.000	27-53	.509	28	54	82	6.8	23-1	16	11	8	11	115	9.6	
TOTAL	98-45	1827/18.6	304-625	.486	0-11	.000	156-281	.555	180	250	430	4.4	157-3	96	123	36	65	764	7.8	

5 JORDAN DAVIS

G // 6-4 // 200 // SR // LA CROSSE, WIS. // LA CROSSE CENTRAL HS // WISCONSIN



MISCELLANEOUS

	Season	Career
10+ Points	0	5
20+ Points	0	0
2+ Assists	0	2
2+ 3FGM	1	8
2+ Steals	0	1
2+ Blocks	0	0
Led ISU in Points	0	0
Led ISU in Rebounds	1	1
Led ISU in Assists	0	0
Led ISU in Steals	0	0

BONUS ON DAVIS

- Has two seasons (including this season) of eligibility remaining.
- His dad () played for the Milwaukee Bucks, while his twin brother Johnny is a member of the Washington Wizards.
- Was a three-star recruit by 247Sports and Rivals.
- He helped lead La Crosse Central to the WIAA Division 2 state tournament in each of his three years on the varsity basketball team, helping the team to the title in 2017.
- He closed his high school career with 1,101 points, 470 rebounds, 270 assists, and 187 steals. He reached the 1,000-point milestone on February 11.
- As a senior he was named to the Division II All-State Honorable Mention squad after averaging 12.3 points, 5.5 rebounds, and 3.7 assists per game, helping the Red Raiders to a 20-5 season.
- As a junior he was also named honorable mention All-State and was named the team's Defensive Player of the Year after averaging 12 points, five rebounds, and three steals per game.
- La Crosse, Wisconsin, has a population of 52,680

DAVIS AT A GLANCE

- Played in 35 games, starting 18 and playing an average of 20.5 minutes per game for Wisconsin in 2022-23.
- Averaged 5.1 points and 3.5 rebounds per game. He made 39.9 percent (69-of-173) of his shots from the field and 30.8 percent (32-of-104) from long range. He had 14 assists and 13 steals, against just eight turnovers during the season.
- Scored in double-figures five times during the season, including a season-high 15 points at Northwestern on January 23.
- He twice scored 14 points, the first time against Lehigh on December 15 and the second against Rutgers on February 18. Added 13 points against Stanford on November 11 and 11 more against Green Bay on November 15.
- Scored in double-figures five times during the season, including a season-high 15 points at Northwestern on January 23. He twice scored 14 points, the first time against Lehigh on December 15 and the second against Rutgers on February 18.
- Played in 13 games as a freshman during the COVID-19 season, scoring eight points in 19 minutes of game play.

SEASON HIGHS

Points	9	Lourdes (Nov. 6, 2023)
Field Goals	3	Two times
FG Attempts	7	Lourdes (Nov. 6, 2023)
3-Point Field Goals	3	Lourdes (Nov. 6, 2023)
3FG Att.	7	Lourdes (Nov. 6, 2023)
FT Made	-	-
FT Attempts	3	vs Long Beach State (Nov 20, 2023)
Rebounds	8	North Dakota State (Dec. 17, 2023)
Assists	2	Lourdes (Nov. 6, 2023)
Blocks	1	Lourdes (Nov. 6, 2023)
Steals	2	North Dakota State (Dec. 17, 2023)
Minutes	21:41	North Dakota State (Dec. 17, 2023)

CAREER HIGHS

Points	15	at Northwestern (Jan. 23, 2023) *
Field Goals	6	at Northwestern (Jan. 23, 2023) *
FG Attempts	11	at Marquette (Dec. 3, 2022) *
3-Point Field Goals	4	Lehigh (Dec. 15, 2022) *
3FG Att.	6	Six times *
FT Made	2	Two times *
FT Attempts	3	Two times *
Rebounds	8	Four times *
Assists	2	Three times *
Blocks	1	Eight times *
Steals	2	Green Bay (Nov. 15, 2022) *
Minutes	38	Two times *

* at and including games while at Wisconsin

Opponent	Date	GS	MIN	Total		3-Pointers		Free throws		Rebounds				Other						
				FG-FGA	PCT	3FG-3FGA	PCT	FT-FTA	PCT	OFF	DEF	TOT	AVG	PF	A	TO	BLK	STL	PTS	AVG
Lourdes	11/06/2023		19:13	3-7	.429	3-7	.429	0-0	.000	1	3	4	4.0	0	2	0	1	0	9	9.0
at Saint Louis	11/11/2023		11:34	1-3	.333	1-2	.500	0-0	.000	0	1	1	2.5	3	0	2	0	0	3	6.0
Eastern Ill.	11/15/2023		05:00	0-2	.000	0-2	.000	0-0	.000	0	0	0	1.7	0	0	0	0	0	0	4.0
vs Long Beach St.	11/20/2023		07:28	0-0	.000	0-0	.000	0-3	.000	2	1	3	2.0	1	0	1	0	0	0	3.0
vs High Point	11/21/2023		04:14	0-1	.000	0-0	.000	0-0	.000	0	0	0	1.6	1	0	0	0	0	0	2.4
vs Wright St.	11/22/2023		17:41	0-5	.000	0-4	.000	0-0	.000	0	2	2	1.7	2	0	1	0	0	0	2.0
Norfolk St.	12/09/2023		09:39	1-4	.250	0-2	.000	0-0	.000	0	0	0	1.4	2	1	0	0	0	2	2.0
North Dakota St.	12/17/2023		21:41	3-4	.750	1-1	1.000	0-0	.000	2	6	8	2.3	1	1	0	0	2	7	2.6
Southeast Mo. St.	12/21/2023		13:33	1-3	.333	1-3	.333	0-0	.000	0	2	2	2.2	4	0	0	0	1	3	2.7
Totals		0	110:03	9-29	.310	6-21	.286	0-3	.000	5	15	20	2.2	14	4	4	1	3	24	2.7

Player Averages

Games Played	Minutes/game	Points/game	FG Pct	3FG Pct	FT Pct	Rebounds/game	Assists/game	Turnovers/game	Assist/Turnover ratio	Steals/game	Blocks/game
9	12.2	2.7	31.0	28.6	0.0	2.2	0.4	0.4	1.0	0.3	0.1

SEASON	TEAM	GP-GS	MIN/AVG	Field Goals		3-Point		F-Throws		Rebounds				Scoring						
				FG-FGA	FG%	3FG-3FGA	3FG%	FT-FTA	FT%	OFF	DEF	TOT	AVG	PF-FO	A	TO	BLK	STL	PTS	AVG
2020-21	Wisc	13-0	20/1.6	3-6	.500	2-5	.400	0-0	.000	0	1	1	0.1	0-0	0	1	0	0	8	0.6
2021-22	Wisc	27-0	175/6.5	13-40	.325	8-28	.286	1-3	.333	9	15	24	0.9	19-0	4	6	3	4	35	1.3
2022-23	Wisc	35-18	719/20.5	69-173	.399	32-104	.308	9-15	.600	30	93	123	3.5	52-2	14	8	4	13	179	5.1
2023-24	ILS	9-0	110/12.2	9-29	.310	6-21	.286	0-3	.000	5	15	20	2.2	14-0	4	4	1	3	24	2.7
TOTAL FOR ILS		9-0	110/12.2	9-29	.310	6-21	.286	0-3	.000	5	15	20	2.2	14-0	4	4	1	3	24	2.7
TOTAL		84-18	1024/12.2	94-248	.379	48-158	.304	10-21	.476	44	124	168	2.0	85-2	22	19	8	20	246	2.9

10 DARIUS BURFORD

G // 6-0 // 166 // SR // BOLINGBROOK, ILL. // BOLINGBROOK HS // ELON



MISCELLANEOUS

	Season	Career
10+ Points	8	58
20+ Points	3	16
2+ 3FGM	2	19
2+ Assists	4	59
2+ Steals	4	32
Led ISU in Points	5	14
Led ISU in Rebounds	0	1
Led ISU in Assists	0	12
Led ISU in Steals	3	9

BONUS ON BURFORD

- Has two seasons (including this season) of eligibility remaining.
- Older sister Samirah Ali played basketball at Southern Miss and Miles College, and older brother Daniel Burford played at NCAA Division III Cornell College.
- Was a top-20 player in Illinois' 2020 class by the Hoops Report and Prep Hoops Illinois.
- Helped lead Bolingbrook to Conference, Regional, and Sectional Titles
- Was an IBCA All-State honoree as a senior.
- Played at Bolingbrook alongside former Drake and current Kansas guard Joseph Yefu.
- Bolingbrook is a southwest suburb of Chicago with a population of 73,922.
- Among the other notable current and former residents of Bolingbrook include former WWE wrestler Mustafa Ali and Olympic triple jumper Troy Doris.
- Bolingbrook high school has an enrollment of 3,351 with a 14-to-1 student-to-teacher ratio.
- Bolingbrook's mascot is a Raider and the school colors are Red, Black, and White.

BURFORD AT A GLANCE

- Named Preseason All-MVC Third Team
- Was named third team All-Colonial Athletic Association (CAA) last season, a year after being named to the CAA All-Rookie Team.
- Led Elon in scoring in 2021-22, in addition to leading the team in assists and steals (13.4 ppg, 97 assists, 47 steals).
- Finished eighth in the CAA in assists and steals, and his scoring was ninth-best in the conference.
- Had 20 games in 2021-22 with at least 10 points with seven games of 20+ points.
- Scored a career-high 31 points against Drexel on February 19.
- As a freshman he averaged 8.9 points per game with 25 assists and a team-high 27 steals in 19 games (starting 11).
- He scored in double-figures seven times, including a season-high 27 points against William & Mary, one of two 20-point scoring efforts on the season.
- Over his last 11 games of his freshman season he averaged 13 points per game and had six games of five or more rebounds, and four games with three or more assists.
- Was named CAA Rookie of the Week two times in 2020-21

SEASON HIGHS

Points	28	North Dakota State (Dec. 17, 2023)
Field Goals	9	North Dakota State (Dec. 17, 2023)
FG Attempts	16	North Dakota State (Dec. 17, 2023)
3-Point Field Goals	3	SEMO (Dec. 21, 2023)
3FG Att.	7	Lourdes (Nov. 6, 2023)
FT Made	10	North Dakota State (Dec. 17, 2023)
FT Attempts	12	North Dakota State (Dec. 17, 2023)
Rebounds	5	Norfolk State (Dec. 9, 2023)
Assists	3	Two times
Blocks	1	Two times
Steals	3	North Dakota State (Dec. 17, 2023)
Minutes	36:23	North Dakota State (Dec. 17, 2023)

CAREER HIGHS

Points	31	Drexel (Feb. 19, 2022) *
Field Goals	13	UNCW (Feb. 3, 2022) *
FG Attempts	23	Drexel (Feb. 19, 2022) *
3-Point Field Goals	4	James Madison (Jan. 17, 2022) *
3FG Att.	7	Two times *
FT Made	10	North Dakota State (Dec. 17, 2023)
FT Attempts	12	North Dakota State (Dec. 17, 2023)
Rebounds	12	Bluefield College (Nov. 14, 2021) *
Assists	8	at William & Mary (Jan. 29, 2022) *
Blocks	1	14 times *
Steals	4	Seven times *
Minutes	38	Two times *

* at and including games while at Elon

Opponent	Date	GS	MIN	Total		3-Pointers		Free throws		Rebounds				PF	A	TO	BLK	STL	PTS	AVG	
				FG-FGA	PCT	3FG-3FGA	PCT	FT-FTA	PCT	OFF	DEF	TOT	AVG								
Lourdes	11/06/2023	*	25:06	5-13	.385	2-7	.286	0-0	.000	1	2	3	3.0	3	0	5	0	1	12	12.0	
Eastern Ill.	11/15/2023	*	18:47	0-6	.000	0-2	.000	0-0	.000	1	0	1	2.0	2	1	1	0	0	0	6.0	
vs Long Beach St.	11/20/2023	*	27:14	3-11	.273	1-6	.167	0-0	.000	1	0	1	1.7	0	2	5	1	2	7	6.3	
vs High Point	11/21/2023	*	29:52	8-14	.571	1-2	.500	0-0	.000	0	2	2	1.8	2	0	1	0	1	17	9.0	
vs Wright St.	11/22/2023	*	24:27	4-10	.400	1-2	.500	0-0	.000	0	1	1	1.6	1	1	1	0	0	9	9.0	
at UIC	11/30/2023	*	32:43	7-10	.700	0-1	.000	6-7	.857	0	3	3	1.8	2	1	1	1	1	20	10.8	
Murray St.	12/03/2023	*	31:21	6-10	.600	0-3	.000	0-0	.000	0	2	2	1.9	4	3	1	0	2	12	11.0	
Northern Ky.	12/06/2023	*	30:49	5-14	.357	1-5	.200	2-3	.667	4	0	4	2.1	2	2	0	0	0	13	11.3	
Norfolk St.	12/09/2023	*	25:47	3-10	.300	0-5	.000	5-6	.833	1	4	5	2.4	4	1	1	0	1	11	11.2	
North Dakota St.	12/17/2023	*	36:23	9-16	.563	0-2	.000	10-12	.833	0	2	2	2.4	2	1	1	0	3	28	12.9	
Southeast Mo. St.	12/21/2023	*	31:13	6-11	.545	3-5	.600	7-8	.875	0	4	4	2.5	1	3	2	0	2	22	13.7	
Totals			10	313:42	56-125	.448	9-40	.225	30-36	.833	8	20	28	2.5	23	15	19	2	13	151	13.7

Player Averages

Games Played	Minutes/game	Points/game	FG Pct	3FG Pct	FT Pct	Rebounds/game	Assists/game	Turnovers/game	Assist/Turnover ratio	Steals/game	Blocks/game
11	28.5	13.7	44.8	22.5	83.3	2.5	1.4	1.7	0.8	1.2	0.2

SEASON	TEAM	GP-GS	MIN/AVG	Field Goals		3-Point		F-Throws		Rebounds				Scoring						
				FG-FGA	FG%	3FG-3FGA	3FG%	FT-FTA	FT%	OFF	DEF	TOT	AVG	PF-FO	A	TO	BLK	STL	PTS	AVG
2020-21	Elon	19-11	452/23.8	68-142	.479	14-39	.359	19-25	.760	11	51	62	3.3	28-0	25	14	2	27	169	8.9
2021-22	Elon	32-31	986/30.8	170-375	.453	28-76	.368	62-87	.713	14	118	132	4.1	75-1	97	76	4	47	430	13.4
2022-23	ILS	31-28	910/29.4	155-323	.480	27-81	.333	62-76	.816	20	94	114	3.7	80-0	76	73	10	30	399	12.9
2023-24	ILS	11-10	314/28.5	56-125	.448	9-40	.225	30-36	.833	8	20	28	2.5	23-0	15	19	2	13	151	13.7
TOTAL FOR ILS		42-38	1224/29.1	211-448	.471	36-121	.298	92-112	.821	28	114	142	3.4	103-0	91	92	12	43	550	13.1
TOTAL		93-80	2662/28.6	449-965	.465	78-236	.331	173-224	.772	53	283	336	3.6	206-1	213	182	18	117	1149	12.4

11 JOHNNY KINZIGER

G // 5-11 // 165 // FR // DE PERE, WIS. // DE PERE HS



MISCELLANEOUS

	Season	Career
10+ Points	4	4
20+ Points	0	0
2+ Assists	3	3
2+ 3FGM	5	5
2+ Steals	1	1
Led ISU in Points	1	1
Led ISU in Rebounds	0	0
Led ISU in Assists	1	1
Led ISU in Steals	2	2

BONUS ON KINZIGER

- Was a three-time First Team All-State honoree
- Is the first Redbird to come in as a freshman after being named Mr. Basketball in their state.
- Is the Green Bay metro area career leading scorer.
- He averaged 22.5 points and 4.3 rebounds per game as a sophomore while dishing out 3.7 assists per game with 51 steals.
- De Pere is a city in Brown County, Wisconsin, with a population of 25,410 as of the 2020 census.
- De Pere High School has an enrollment of 1,386 and is in the largest Wisconsin High School athletics class.
- Among other notable people to have called De Pere home include author Stephen King, current Seattle Seahawks GM John Schneider, and 1973 Miss America Terry Anne Meeuwssen.

KINZIGER AT A GLANCE

- Was named the Wisconsin co-Mr. Basketball after leading the De Pere Redbirds to an undefeated (30-0) state title in 2023.
- Scored 2,134 points over his high school career, the 30th-most in a career in the state of Wisconsin history and his De Pere squad went a combined 93-15 during his four seasons.
- Scored in double-figures in 103-of-108 career high school games.
- Named as the state's top senior point guard by WSN Senior Basketball Awards, he averaged 18.8 points, 5.3 rebounds, 5.5 assists, and 2.0 steals per game in his final prep season.
- Over his career he made 258 three-point field goals on 578 attempts for a 44.6 career three-point field goal percentage and 87 percent (414-of-476) from the free throw stripe.
- He earned First Team All-State honors for the third time in his career during his senior season.
- As a junior, en route to his second First Team All-State honor, he averaged 21.0 points and 4.2 rebounds, converting on 52 percent of his shots from the field (190-of-366) and 74-of-160 (46.2%) from three-point range.

SEASON HIGHS

Points	14	vs. High Point (Nov. 21, 2023)
Field Goals	5	Two times
FG Attempts	8	Two times
3-Point Field Goals	4	Norfolk State (Dec. 9, 2023)
3FG Att.	7	Norfolk State (Dec. 9, 2023)
FT Made	2	Six times
FT Attempts	3	SEMO (Dec. 21, 2023)
Rebounds	4	at Saint Louis (Nov. 11, 2023)
Assists	3	Lourdes (Nov. 6, 2023)
Blocks	1	Three times
Steals	3	vs Wright State (Nov. 22, 2023)
Minutes	29:11	vs. High Point (Nov. 21, 2023)

CAREER HIGHS

Points	14	vs. High Point (Nov. 21, 2023)
Field Goals	5	Two times
FG Attempts	8	Two times
3-Point Field Goals	4	Norfolk State (Dec. 9, 2023)
3FG Att.	7	Norfolk State (Dec. 9, 2023)
FT Made	2	Six times
FT Attempts	3	SEMO (Dec. 21, 2023)
Rebounds	4	at Saint Louis (Nov. 11, 2023)
Assists	3	Lourdes (Nov. 6, 2023)
Blocks	1	Three times
Steals	3	vs Wright State (Nov. 22, 2023)
Minutes	29:11	vs. High Point (Nov. 21, 2023)

Opponent	Date	GS	MIN	Total		3-Pointers		Free throws		Rebounds				PF	A	TO	BLK	STL	PTS	AVG
				FG-FGA	PCT	3FG-3FGA	PCT	FT-FTA	PCT	OFF	DEF	TOT	AVG							
Lourdes	11/06/2023		19:33	1-3	.333	0-2	.000	1-2	.500	0	2	2	2.0	1	3	1	0	1	3	3.0
at Saint Louis	11/11/2023		29:05	3-5	.600	2-3	.667	0-0	.000	1	3	4	3.0	0	0	2	0	1	8	5.5
Eastern Ill.	11/15/2023		19:36	5-6	.833	1-2	.500	0-0	.000	0	1	1	2.3	1	0	0	0	1	11	7.3
vs Long Beach St.	11/20/2023		21:15	3-7	.429	2-5	.400	2-2	1.000	0	1	1	2.0	1	2	1	0	0	10	8.0
vs High Point	11/21/2023		29:11	5-8	.625	2-3	.667	2-2	1.000	1	1	2	2.0	0	1	1	0	1	14	9.2
vs Wright St.	11/22/2023		21:40	2-7	.286	0-2	.000	0-0	.000	0	1	1	1.8	2	1	0	1	3	4	8.3
at UIC	11/30/2023		15:47	0-0	.000	0-0	.000	2-2	1.000	0	1	1	1.7	0	2	1	1	1	2	7.4
Murray St.	12/03/2023		12:48	2-3	.667	2-3	.667	2-2	1.000	1	1	2	1.8	1	2	1	0	0	8	7.5
Northern Ky.	12/06/2023		26:54	1-5	.200	1-5	.200	2-2	1.000	0	2	2	1.8	0	1	2	0	1	5	7.2
Norfolk St.	12/09/2023		17:31	4-8	.500	4-7	.571	1-1	1.000	0	2	2	1.8	4	0	1	1	1	13	7.8
North Dakota St.	12/17/2023		07:21	0-1	.000	0-0	.000	0-0	.000	0	1	1	1.7	1	0	3	0	0	0	7.1
Southeast Mo. St.	12/21/2023		13:29	3-6	.500	1-2	.500	2-3	.667	0	0	0	1.6	3	1	1	0	2	9	7.3
Totals		0	234:09	29-59	.492	15-34	.441	14-16	.875	3	16	19	1.6	14	13	14	3	12	87	7.3

Player Averages

Games Played	Minutes/game	Points/game	FG Pct	3FG Pct	FT Pct	Rebounds/game	Assists/game	Turnovers/game	Assist/Turnover ratio	Steals/game	Blocks/game
12	19.5	7.3	49.2	44.1	87.5	1.6	1.1	1.2	0.9	1.0	0.3

SEASON	TEAM	GP-GS	MIN/AVG	Field Goals		3-Point		F-Throws		Rebounds				Scoring						
				FG-FGA	FG%	3FG-3FGA	3FG%	FT-FTA	FT%	OFF	DEF	TOT	AVG	PF-FO	A	TO	BLK	STL	PTS	AVG
2023-24	ILS	12-0	234/19.5	29-59	.492	15-34	.441	14-16	.875	3	16	19	1.6	14-0	13	14	3	12	87	7.3
TOTAL		12-0	234/19.5	29-59	.492	15-34	.441	14-16	.875	3	16	19	1.6	14-0	13	14	3	12	87	7.3

12 BRANDON LIEB

F // 7-1 // 230 // SR // DEERFIELD, ILL. // DEERFIELD HS // ILLINOIS



MISCELLANEOUS

	Season	Career
10+ Points	0	0
20+ Points	0	0
7+ Rebounds	3	3
2+ 3FGM	0	0
2+ Assists	1	1
2+ Blocks	1	2
2+ Steals	0	0
Led ISU in Points	0	0
Led ISU in Rebounds	2	2
Led ISU in Assists	0	0
Led ISU in Steals	0	0

BONUS ON LIEB

- Has two seasons (including this season) of eligibility remaining.
- Can solve a Rubik's Cube
- He averaged 13.5 points, 9.3 rebounds, and 2.5 blocks as a senior, helping to lead his team to a 20-11 overall record, including an IHSA Class 3A regional championship appearance in the sectional semifinals.
- Deerfield is a village in Lake and Cook counties in the U.S. state of Illinois. A northern suburb of Chicago, Deerfield is located on the North Shore, about 28 miles north of downtown Chicago. The population was 19,196 at the 2020 census.
- Among the other current and former Deerfield natives includes: Robert Bell, Chicago's Bozo the Clown, resided in Deerfield as an adult; Alex Borstein, actor, voice actor, known for voicing Lois Griffin on Family Guy, raised in Deerfield.
- Deerfield High School has an enrollment of 1,588.

- Played in 16 games for the Illini, coming off the bench in each during the 2022-23 season.
- Saw a season-high 13 minutes at Minnesota on January 16, scoring a career-high-tying four points.
- Was a part of an Illinois squad that advanced to the NCAA Tournament, playing its first round game against Arkansas.
- Saw action in 10 games as a sophomore, coming off the bench in every one.
- Twice played five minutes, including on November 12 against Arkansas State and against Saint Francis (Pa.) on December 18.

SEASON HIGHS

Points	8	vs Wright State (Nov. 22, 2023)
Field Goals	3	at Saint Louis (Nov. 11, 2023)
FG Attempts	9	at Saint Louis (Nov. 11, 2023)
3-Point Field Goals	1	Two times
3FG Att.	3	at Saint Louis (Nov. 11, 2023)
FT Made	8	vs Wright State (Nov. 22, 2023)
FT Attempts	8	vs Wright State (Nov. 22, 2023)
Rebounds	12	at Saint Louis (Nov. 11, 2023)
Assists	2	vs Murray State (Dec. 3, 2023)
Blocks	3	Two times
Steals	1	Four times
Minutes	18:42	at Saint Louis (Nov. 11, 2023)

- Twice scored four points on the season, in each of the games in which he played five minutes. Pulled down three rebounds against Arkansas State with a blocked shot.
- Saw action in five games as a freshman, scoring his first collegiate points against North Carolina A&T on November 25 with four total points in the game.
- Pulled down three rebounds - a season-high - against the Aggies while dishing out an assist in four minutes of action against Chicago State on November 26.
- Was named Third Team All-State by the Illinois Basketball Coaches Association as a senior in high school

CAREER HIGHS

Points	6	Two times
Field Goals	3	at Saint Louis (Nov. 11, 2023)
FG Attempts	9	at Saint Louis (Nov. 11, 2023)
3-Point Field Goals	1	Lourdes (Nov. 6, 2023)
3FG Att.	3	at Saint Louis (Nov. 11, 2023)
FT Made	8	vs Wright State (Nov. 22, 2023)
FT Attempts	8	vs Wright State (Nov. 22, 2023)
Rebounds	12	at Saint Louis (Nov. 11, 2023)
Assists	2	vs Murray State (Dec. 3, 2023)
Blocks	3	Two times
Steals	1	Four times
Minutes	18:42	at Saint Louis (Nov. 11, 2023)

* at and including games while at Illinois

13 TY BLAKE

G // 6-4 // 190 // FR // NORMAL, ILL. // UNIVERSITY HS



MISCELLANEOUS

	Season	Career
10+ Points	0	0
20+ Points	0	0
3+ 3FGM	0	0
2+ Assists	0	0
2+ Steals	0	0
Led ISU in Points	0	0
Led ISU in Rebounds	0	0
Led ISU in Assists	0	0
Led ISU in Steals	0	0

BONUS ON BLAKE

• His parents met while attending Illinois State.

BLAKE AT A GLANCE

- Earned Honorable Mention IBCA All-State in 2022-23
- Named First Team All-Central State Eight Conference honors
- As a junior he averaged 9.7 points per game while making 45.9 percent of his shots from the field.
- Named Academic All-Conference as a junior

SEASON HIGHS

Points	-	-
Field Goals	-	-
FG Attempts	-	-
3-Point Field Goals	-	-
3FG Att.	-	-
FT Made	-	-
FT Attempts	-	-
Rebounds	-	-
Assists	-	-
Blocks	-	-
Steals	-	-
Minutes	0:56	vs Wright State (Nov. 22, 2023)

CAREER HIGHS

Points	-	-
Field Goals	-	-
FG Attempts	-	-
3-Point Field Goals	-	-
3FG Att.	-	-
FT Made	-	-
FT Attempts	-	-
Rebounds	-	-
Assists	-	-
Blocks	-	-
Steals	-	-
Minutes	0:56	vs Wright State (Nov. 22, 2023)

Opponent	Date	GS	MIN	Total		3-Pointers		Free throws		Rebounds				PF A TO BLK STL PTS AVG							
				FG-FGA	PCT	3FG-3FGA	PCT	FT-FTA	PCT	OFF	DEF	TOT	AVG	PF	A	TO	BLK	STL	PTS	AVG	
vs Wright St.	11/22/2023		00:56	0-0	.000	0-0	.000	0-0	.000	0	0	0	0.0	0	0	0	0	0	0	0.0	
Totals		0	00:56	0-0	.000	0-0	.000	0-0	.000	0	0	0	0.0	0	0	0	0	0	0	0	0.0

Player Averages

Games Played	Minutes/game	Points/game	FG Pct	3FG Pct	FT Pct	Rebounds/game	Assists/game	Turnovers/game	Assist/Turnover ratio	Steals/game	Blocks/game
1	0.9	0.0	0.0	0.0	0.0	0.0	0.0	0.0	0.0	0.0	0.0

		Field Goals		3-Point		F-Throws		Rebounds				Scoring								
SEASON	TEAM	GP-GS	MIN/AVG	FG-FGA	FG%	3FG-3FGA	3FG%	FT-FTA	FT%	OFF	DEF	TOT	AVG	PF-FO	A	TO	BLK	STL	PTS	AVG
2023-24	ILS	1-0	1/0.9	0-0	.000	0-0	.000	0-0	.000	0	0	0	0.0	0-0	0	0	0	0	0	0.0
TOTAL		1-0	1/0.9	0-0	.000	0-0	.000	0-0	.000	0	0	0	0.0	0-0	0	0	0	0	0	0.0

14 NIK STADELMAN

G // 6-0 // 185 // SR // ROCKFORD, ILL. // GUILFORD HS



MISCELLANEOUS

	Season	Career
10+ Points	0	0
20+ Points	0	0
3+ 3FGM	0	0
3+ Assists	0	1
2+ Steals	0	0
Led ISU in Points	0	0
Led ISU in Rebounds	0	0
Led ISU in Assists	0	0
Led ISU in Steals	0	1

BONUS ON STADELMAN

- Has two years of eligibility remaining including this season.
- Rockford is located on the banks of the Rock River, and is the county seat of Winnebago County.
- In 1837, the village of Midway was renamed Rockford.
- Fiat Chrysler Automobiles is the largest employer in the city, just ahead of the Rockford School District.
- His father, Steve Stadelman, is an Illinois State senator, and has served in that capacity since 2013.
- Among the notable residents of Rockford include current Wisconsin-Madison president Robert Clodius, voice actress Jodi Benson, actress, comedienne, and ISU student Natasha Leggero, Cheap Trick drummer Bun. E. Carlos, former member of Destiny's Child Michelle Williams, NBA guard Fred VanVleet, Illinois State football head coach Brock Spack and former ISU and current Jacksonville Jaguars running back James Robinson.

STADELMAN AT A GLANCE

- Played in six games during the 2021-22 season for a total of 12 minutes.
- Dished out an assist at home against Evansville on January 21.
- Played in six games during his freshman season.
- Scored his first collegiate point on a free throw against Greenville on December 2.
- Dished out a career-high three assists against Greenville, while twice grabbing one rebound.

SEASON HIGHS

Points	3	vs Wright State (Nov. 22, 2023)
Field Goals	1	vs Wright State (Nov. 22, 2023)
FG Attempts	1	Two times
3-Point Field Goals	1	vs Wright State (Nov. 22, 2023)
3FG Att.	1	Two times
FT Made	-	-
FT Attempts	-	-
Rebounds	1	vs Wright State (Nov. 22, 2023)
Assists	-	-
Blocks	-	-
Steals	-	-
Minutes	7:36	vs Wright State (Nov. 22, 2023)

CAREER HIGHS

Points	3	vs Wright State (Nov. 22, 2023)
Field Goals	1	vs Wright State (Nov. 22, 2023)
FG Attempts	2	Two times
3-Point Field Goals	1	vs Wright State (Nov. 22, 2023)
3FG Att.	2	at Drake (Feb. 1, 2021)
FT Made	1	Two times
FT Attempts	4	Greenville (Dec. 2, 2020)
Rebounds	2	at Southern Illinois (Jan. 14, 2023)
Assists	3	Greenville (Dec. 2, 2020)
Blocks	-	-
Steals	-	-
Minutes	8	Four times

Opponent	Date	GS	MIN	Total		3-Pointers		Free throws		Rebounds				Scoring						
				FG-FGA	PCT	3FG-3FGA	PCT	FT-FTA	PCT	OFF	DEF	TOT	AVG	PF	A	TO	BLK	STL	PTS	AVG
vs Wright St.	11/22/2023		07:36	1-1	1.000	1-1	1.000	0-0	.000	0	1	1	1.0	0	0	0	0	0	3	3.0
Southeast Mo. St.	12/21/2023		06:08	0-1	.000	0-1	.000	0-0	.000	0	0	0	0.5	0	0	0	0	0	0	1.5
Totals		0	13:44	1-2	.500	1-2	.500	0-0	.000	0	1	1	0.5	0	0	0	0	0	3	1.5

Player Averages

Games Played	Minutes/game	Points/game	FG Pct	3FG Pct	FT Pct	Rebounds/game	Assists/game	Turnovers/game	Assist/Turnover ratio	Steals/game	Blocks/game
2	6.9	1.5	50.0	50.0	0.0	0.5	0.0	0.0	0.0	0.0	0.0

SEASON	TEAM	GP-GS	MIN/AVG	Field Goals		3-Point		F-Throws		Rebounds				Scoring						
				FG-FGA	FG%	3FG-3FGA	3FG%	FT-FTA	FT%	OFF	DEF	TOT	AVG	PF-FO	A	TO	BLK	STL	PTS	AVG
2020-21	ILS	6-0	16/2.6	0-5	.000	0-4	.000	1-5	.200	0	2	2	0.3	1-0	3	1	0	0	1	0.2
2021-22	ILS	6-0	12/2.0	0-1	.000	0-0	.000	0-0	.000	0	0	0	0.0	0-0	1	1	0	0	0	0.0
2022-23	ILS	8-0	34/4.2	0-2	.000	0-1	.000	1-2	.500	0	2	2	0.3	4-0	2	1	0	1	1	0.1
2023-24	ILS	2-0	14/6.9	1-2	.500	1-2	.500	0-0	.000	0	1	1	0.5	0-0	0	0	0	0	3	1.5
TOTAL		22-0	75/3.4	1-10	.100	1-7	.143	2-7	.286	0	5	5	0.2	5-0	6	3	0	1	5	0.2

22 KENDALL LEWIS

F // 6-8 // 210 // 5TH // SNELLVILLE, GA. // SHILOH HS // APPALACHIAN STATE



MISCELLANEOUS

	Season	Career
10+ Points	3	45
20+ Points	0	7
7+ Rebs	4	37
2+ Steals	1	37
2+ Blocks	1	20
Double-Doubles	0	13
Led ISU in Points	3	8
Led ISU in Rebounds	4	32
Led ISU in Steals	2	28
Led ISU in Blocks	1	22

BONUS ON LEWIS

- Is in his final season of collegiate basketball eligibility.
- Snellville has an estimated population of 20,077, and is a developed suburb of Atlanta and part of the Atlanta metropolitan area, located roughly 35-40 minutes east of Downtown Atlanta.
- The city of Snellville received its charter from the General Assembly of the State of Georgia in 1923.
- Among those that claim Snellville as their hometown include 21 Savage, NFL kicker Jason Elam, Minnesota Timberwolves guard Josh Okogie, former football player and current ESPN college football analyst David Pollack, and Atlanta Hawk guard Lou Williams.
- Shiloh High School is part of the Gwinnett County Public Schools system, and opened in 1984.
- Shiloh HS has an enrollment of 2,249 in grades 9-12.

LEWIS AT A GLANCE

- Was one of just two players on the squad in 2021-22 to play in each of the team's 33 games.
- Was one of 28 student-athletes across NCAA Division I to have at least 38 steals, 33 assists, and 32 blocked shots, and one of 10 to do it while making over half of their shot attempts from the field.
- Had the second and third double-doubles of his career in 2021-22, the first with 14 points and 11 rebounds at home against Drake, and 15 points and 14 rebounds at home against UNI.

- Played in nine games with Appalachian State during the 2020-21 season before option out of the remainder of the year.
- He averaged 9.9 points and 4.1 rebounds per game, while adding 10 steals and six blocked shots.
- He scored in double-figures nine times as a freshman, including a career-high 24 points at Georgia State on February 13.
- He had two double-doubles on the season, the first coming at UNC Greensboro with 11 points and 10 rebounds, and the second at UT Arlington with 17 points and 10 rebounds.

SEASON HIGHS

Points	18	SEMO (Dec. 21, 2023)
Field Goals	6	Two times
FG Attempts	9	Northern Kentucky (Dec. 6, 2023)
3-Point Field Goals	2	vs Murray State (Dec. 3, 2023)
3FG Att.	2	Three times
FT Made	6	SEMO (Dec. 21, 2023)
FT Attempts	7	Two times
Rebounds	12	Eastern Illinois (Nov. 15, 2023)
Assists	4	Eastern Illinois (Nov. 15, 2023)
Blocks	2	vs Murray State (Dec. 3, 2023)
Steals	2	at UIC (11/30/2023)
Minutes	33:48	Northern Kentucky (Dec. 6, 2023)

CAREER HIGHS

Points	24	Two times
Field Goals	8	Two times
FG Attempts	13	Three times
3-Point Field Goals	5	vs. Buffalo (11/24/2021)
3FG Att.	6	at Drake (1/12/2022)
FT Made	12	at Northwestern St. (11/12/2022)
FT Attempts	15	at Northwestern St. (11/12/2022)
Rebounds	14	Three times
Assists	4	Four times
Blocks	3	Three times
Steals	4	Three times
Minutes	45	UIC (2/1/2023)

Opponent	Date	GS	MIN	Total		3-Pointers		Free throws		Rebounds				PF	A	TO	BLK	STL	PTS	AVG
				FG-FGA	PCT	3FG-3FGA	PCT	FT-FTA	PCT	OFF	DEF	TOT	AVG							
at Saint Louis	11/11/2023	*	08:13	2-2	1.000	1-1	1.000	0-0	.000	0	0	0	0.0	3	0	3	0	0	5	5.0
Eastern Ill.	11/15/2023		32:49	2-6	.333	0-2	.000	5-7	.714	3	9	12	6.0	1	4	2	0	0	9	7.0
vs Long Beach St.	11/20/2023		26:04	4-7	.571	0-0	.000	1-2	.500	3	4	7	6.3	3	0	2	1	1	9	7.7
vs High Point	11/21/2023		18:23	2-3	.667	0-1	.000	5-5	1.000	2	2	4	5.8	5	0	1	0	1	9	8.0
vs Wright St.	11/22/2023		21:05	3-6	.500	0-1	.000	3-4	.750	1	4	5	5.6	3	0	3	0	0	9	8.2
at UIC	11/30/2023	*	28:43	0-3	.000	0-1	.000	2-2	1.000	0	7	7	5.8	4	3	5	1	2	2	7.2
Murray St.	12/03/2023	*	31:04	5-5	1.000	2-2	1.000	2-2	1.000	1	4	5	5.7	1	1	1	2	0	14	8.1
Northern Ky.	12/06/2023	*	33:48	6-9	.667	1-2	.500	2-3	.667	4	2	6	5.8	0	2	3	0	0	15	9.0
Norfolk St.	12/09/2023	*	27:49	1-4	.250	0-1	.000	1-2	.500	3	2	5	5.7	0	0	3	1	1	3	8.3
North Dakota St.	12/17/2023	*	13:38	1-1	1.000	0-0	.000	2-4	.500	0	2	2	5.3	2	0	0	0	0	4	7.9
Southeast Mo. St.	12/21/2023	*	23:50	6-6	1.000	0-0	.000	6-7	.857	5	4	9	5.6	2	0	2	0	1	18	8.8
Totals		7	265:26	32-52	.615	4-11	.364	29-38	.763	22	40	62	5.6	24	10	25	5	6	97	8.8

Player Averages

Games Played	Minutes/game	Points/game	FG Pct	3FG Pct	FT Pct	Rebounds/game	Assists/game	Turnovers/game	Assist/Turnover ratio	Steals/game	Blocks/game
11	24.1	8.8	61.5	36.4	76.3	5.6	0.9	2.3	0.4	0.5	0.5

SEASON	TEAM	GP-GS	MIN/AVG	Field Goals		3-Point		F-Throws		Rebounds				Scoring						
				FG-FGA	FG%	3FG-3FGA	3FG%	FT-FTA	FT%	OFF	DEF	TOT	AVG	PF-FO	A	TO	BLK	STL	PTS	AVG
2019-20	APP	33-15	735/22.3	87-171	.509	1-9	.111	69-105	.657	48	83	131	4.0	83-2	34	56	21	42	244	7.4
2020-21	APP	9-7	203/22.5	28-68	.412	5-24	.208	28-37	.757	12	25	37	4.1	15-0	15	22	6	10	89	9.9
2021-22	ILS	33-33	907/27.5	105-205	.512	24-64	.375	74-94	.787	58	131	189	5.7	93-5	33	64	32	38	308	9.3
2022-23	ILS	32-29	997/31.2	117-261	.448	16-62	.258	100-131	.763	78	157	235	7.3	90-3	45	72	24	46	350	10.9
2023-24	ILS	11-7	265/24.1	32-52	.615	4-11	.364	29-38	.763	22	40	62	5.6	24-1	10	25	5	6	97	8.8
TOTAL FOR ILS		76-69	2170/28.6	254-518	.490	44-137	.321	203-263	.772	158	328	486	6.4	207-9	88	161	61	90	755	9.9
TOTAL		118-91	3108/26.3	369-757	.487	50-170	.294	300-405	.741	218	436	654	5.5	305-11	137	239	88	142	1088	9.2

23 HAROUNA SISSOKO

F // 6-7 // 215 // r-SR // KAYES, MALI // GRAND VIEW CHRISTIAN (IOWA) HS



MISCELLANEOUS

	Season	Career
10+ Points	0	1
20+ Points	0	1
7+ Rebounds	0	5
3+ Assists	0	1
2+ Steals	0	1
2+ Blocks	0	3
Led ISU in Points	0	0
Led ISU in Rebounds	0	4
Led ISU in Blocks	1	3
Led ISU in Steals	0	0

BONUS ON SISSOKO

- Has two seasons of eligibility remaining including this season.
- Mali is a landlocked country in West Africa, and the eighth-largest country in Africa with an area of just over 1,2400,000 square kilometers, and a population of 18 million.
- Mali's economic centers on agriculture and mining, and among the prominent national resources include gold, being the third-largest producer of gold in the African continent, and salt.
- Kayes is located in western Mali, and has a population of 127,368. The city is the capital of the administrative region of the same name.
- The name "Kayes" comes from the Soninke word "karre" which describes a low humid place that floods in rainy season.
- Kayes has been described as the hottest continuously inhabited town in Africa. The average daily high temperature in the city is 99° F (37° C) with temperatures usually peaking in April at an average of 111° F.
- Sissoko speaks four languages, including Bambara, Khassoké, French, and English.

SISSOKO AT A GLANCE

- Last summer, Sissoko played for the Mali National Team, helping his national team to a 1-2 finish.
- He scored 21 points over the three games, including scoring nine in the final game of the group phase against Senegal.
- In all he made 5-of-7 shots from long range (71.4%) while adding five rebounds, three steals, two assists and a blocked shot.
- His scoring average of 7.0 per game ranked 29th in the tournament, while his three-point percentage was best in the tournament.
- Scored a career-high 21 points at home against Greenville on December 2, making 9-of-9 shots from the field and 3-of-5 from the free throw line.
- Pulled down 10 rebounds in a neutral site game against UMass Lowell on November 28.
- Played for Grand View Christian High School in Des Moines, Iowa, where he averaged 15.1 points while pulling down 15.9 rebounds.
- Also added 52 assists, 36 steals, and 32 blocked shots on the season, as he helped Grand View Christian to a 26-1 record and a Class 1A State Title.

SEASON HIGHS

Points	2	Two times
Field Goals	-	-
FG Attempts	2	vs Wright State (Nov. 22, 2023)
3-Point Field Goals	-	-
3FG Att.	1	Two times
FT Made	2	Two times
FT Attempts	2	Three times
Rebounds	4	vs Wright State (Nov. 22, 2023)
Assists	-	-
Blocks	1	Northern Kentucky (Dec. 6, 2023)
Steals	-	-
Minutes	7:24	vs Wright State (Nov. 22, 2023)

CAREER HIGHS

Points	21	Greenville (12/2/2020)
Field Goals	9	Greenville (12/2/2020)
FG Attempts	9	Greenville (12/2/2020)
3-Point Field Goals	1	Seven times
3FG Att.	3	Indiana State (1/17/2021)
FT Made	4	SIUE (12/22/2022)
FT Attempts	5	Greenville (12/2/2020)
Rebounds	10	UMass Lowell (11/20/2020)
Assists	2	Four times
Blocks	2	at Murray State (12/5/2020)
Steals	2	Two times
Minutes	25	Two times

Opponent	Date	GS	MIN	Total		3-Pointers		Free throws		Rebounds				PF	A	TO	BLK	STL	PTS	AVG
				FG-FGA	PCT	3FG-3FGA	PCT	FT-FTA	PCT	OFF	DEF	TOT	AVG							
Eastern Ill.	11/15/2023		04:21	0-0	.000	0-0	.000	1-2	.500	0	0	0	0.0	0	0	0	0	0	1	1.0
vs Long Beach St.	11/20/2023		05:45	0-1	.000	0-1	.000	0-0	.000	1	0	1	0.5	1	0	1	0	0	0	0.5
vs High Point	11/21/2023		02:36	0-0	.000	0-0	.000	2-2	1.000	0	1	1	0.7	1	0	0	0	0	2	1.0
vs Wright St.	11/22/2023		07:24	0-2	.000	0-1	.000	2-2	1.000	1	3	4	1.5	0	0	0	0	0	2	1.3
at UIC	11/30/2023		04:53	1-2	.500	0-1	.000	0-0	.000	0	1	1	1.4	0	0	0	1	2	1.4	
Northern Ky.	12/06/2023		01:59	0-1	.000	0-0	.000	0-0	.000	0	0	0	1.2	1	0	0	1	0	1.2	
Southeast Mo. St.	12/21/2023		02:29	1-1	1.000	0-0	.000	0-0	.000	0	1	1	1.1	0	0	0	0	0	2	1.3
Totals		0	29:27	2-7	.286	0-3	.000	5-6	.833	2	6	8	1.1	3	0	1	1	1	9	1.3

Player Averages

Games Played	Minutes/game	Points/game	FG Pct	3FG Pct	FT Pct	Rebounds/game	Assists/game	Turnovers/game	Assist/Turnover ratio	Steals/game	Blocks/game
7	4.2	1.3	28.6	0.0	83.3	1.1	0.0	0.1	0.0	0.1	0.1

SEASON	TEAM	GP-GS	MIN/AVG	Field Goals		3-Point		F-Throws		Rebounds				Scoring						
				FG-FGA	FG%	3FG-3FGA	3FG%	FT-FTA	FT%	OFF	DEF	TOT	AVG	PF-FO	A	TO	BLK	STL	PTS	AVG
2020-21	ILS	25-13	397/15.9	44-78	.564	5-19	.263	11-18	.611	16	62	78	3.1	40-1	11	19	12	8	104	4.2
2021-22	ILS	19-0	111/5.8	10-22	.455	2-6	.333	3-8	.375	2	16	18	0.9	14-0	3	5	2	5	25	1.3
2022-23	ILS	23-11	240/10.4	24-42	.571	0-4	.000	12-13	.923	9	34	43	1.9	47-0	4	13	9	2	60	2.6
2023-24	ILS	7-0	29/4.2	2-7	.286	0-3	.000	5-6	.833	2	6	8	1.1	3-0	0	1	1	1	9	1.3
TOTAL		74-24	777/10.5	80-149	.537	7-32	.219	31-45	.689	29	118	147	2.0	104-1	18	38	24	16	198	2.7

35 CHASE WALKER

F // 6-9 // 290 // FR // COLUMBUS, OHIO // ST. CHARLES PREP



MISCELLANEOUS

	Season	Career
10+ Points	0	0
20+ Points	0	0
7+ Rebounds	0	0
2+ Steals	0	0
2+ Blocks	0	0
Led ISU in Points	0	0
Led ISU in Rebounds	0	0
Led ISU in Steals	0	0
Led ISU in Blocks	0	0

BONUS ON WALKER

- Older sister ZahKyria is a member of the women's basketball team at Wilmington College, a Division III school in southwest Ohio.
- Was named Special Mention Division I All-State after his junior season.
- Earned All-CCL First Team and honorable mention all-district honors as a sophomore. He averaged 10.8 points and a team-best 6.5 rebounds per game during the season.
- St. Charles Prep was founded in 1923 and has an enrollment of 631.
- Former Belmont forward Nick Muszynski is also an alumnus of St. Charles.
- During his four seasons with St. Charles, the squad was 4-0 against Bexley, the alma mater of Redbird head coach Ryan Pedon.
- Columbus is the capital and most populous city of Ohio with a 2020 census population of 905,748, the 14th-most populous city in the United States.

WALKER AT A GLANCE

- Was named the OHSAA Division I District 10 Player of the Year, and closed his career ranked third in school history in points and rebounds.
- Was named Special Mention Division I All-State after averaging 19.5 points per game for the Cardinals.
- Helped lead St. Charles to a second-round state tournament win over Teays Valley before falling to Hilliard Bradley in the district semifinal. Played in the Ohio High School Basketball Coaches Association North-South All-Star game following his season.
- Was named to the District 10 Super Team.
- Averaged 17.8 points and 9.5 rebounds per game as a junior, as he was named the Central Catholic League Player of the Year.
- Helped lead St. Charles to a district final appearance. During his junior season he scored in double-figures 17 times in 18 games, including a season-high 28 at Olentangy Liberty on January 15.
- Reached the 20-point plateau eight times total during his junior season.

SEASON HIGHS


Points	-	-
Field Goals	-	-
FG Attempts	-	-
3-Point Field Goals	-	-
3FG Att.	-	-
FT Made	-	-
FT Attempts	-	-
Rebounds	-	-
Assists	-	-
Blocks	-	-
Steals	-	-
Minutes	-	-

CAREER HIGHS

Points	-	-
Field Goals	-	-
FG Attempts	-	-
3-Point Field Goals	-	-
3FG Att.	-	-
FT Made	-	-
FT Attempts	-	-
Rebounds	-	-
Assists	-	-
Blocks	-	-
Steals	-	-
Minutes	-	-

50 RYAN SCHMITT

F // 6-11 // 225 // 5TH // VAN METER, IOWA // VAN METER HS // DES MOINES AREA CC



MISCELLANEOUS

	Season	Career
10+ Points	0	1
20+ Points	0	0
7+ Rebounds	0	0
2+ Steals	0	1
2+ Blocks	0	4
Led ISU in Points	0	0
Led ISU in Rebounds	0	0
Led ISU in Steals	0	0
Led ISU in Blocks	0	1

BONUS ON SCHMITT

- Is in his final season of college basketball eligibility.
- Has an older brother, Kyle, who played baseball at USC Upstate.
- Van Meter had a population of 1,484 in the 2020 census, and is part of the Des Moines-West Des Moines Metropolitan area.
- Among the notable residents of Van Meter include MLB Hall of Famer Bob Feller.
- Des Moines Area Community College has 23,474 students.
- Among the notable alumni of DMACC include former Olympic track and field athlete Lolo Jones and actor Jason Momoa.

SCHMITT AT A GLANCE

- In two seasons at Des Moines Area Community College, Schmitt scored 723 points for an average of 12.3 points per game while grabbing 410 rebounds and 136 blocked shots.
- During his second season he helped DMACC win a NJCAA Division II National Title, and was named to the All-Region First Team.
- In his second season he had 69 blocked shots over 26 games - second-most in the country - while averaging 2.7 blocks per game.
- He finished 17th in the country in total rebounds, and averaged 11.8 points

and 7.0 rebounds per game.

- He nearly had a triple-double with 12 points, 11 rebounds, and nine blocked shots in the national semifinal.
- During his freshman season he earned First Team Academic All-Region and Third Team NJCAA All-Academic Team.

SEASON HIGHS

Points	4	vs Wright State (Nov. 22, 2023)
Field Goals	2	vs Wright State (Nov. 22, 2023)
FG Attempts	4	vs Wright State (Nov. 22, 2023)
3-Point Field Goals	-	-
3FG Att.	1	vs Wright State (Nov. 22, 2023)
FT Made	-	-
FT Attempts	-	-
Rebounds	-	-
Assists	-	-
Blocks	-	-
Steals	-	-
Minutes	5:44	vs Wright State (Nov. 22, 2023)

CAREER HIGHS

Points	10	vs. Southern Illinois (2/5/2022)
Field Goals	4	Three times
FG Attempts	6	Two times
3-Point Field Goals	1	at Drake (2/22/2023)
3FG Att.	1	Two times
FT Made	3	vs. Jackson State (12/4/2021)
FT Attempts	7	Two times
Rebounds	6	vs. UTSA (12/21/2021)
Assists	2	vs. UTSA (12/21/2021)
Blocks	3	Two times
Steals	2	vs. Bradley (1/16/2022)
Minutes	26	at Wisconsin (12/29/2021)

Opponent	Date	GS	MIN	Total		3-Pointers		Free throws		Rebounds				PF A TO BLK STL PTS AVG						
				FG-FGA	PCT	3FG-3FGA	PCT	FT-FTA	PCT	OFF	DEF	TOT	AVG	PF	A	TO	BLK	STL	PTS	AVG
vs Wright St.	11/22/2023		05:44	2-4	.500	0-1	.000	0-0	.000	0	0	0	0.0	1	0	0	0	0	4	4.0
Southeast Mo. St.	12/21/2023		05:12	0-1	.000	0-1	.000	2-2	1.000	0	0	0	0.0	2	0	0	0	0	2	3.0
Totals		0	10:56	2-5	.400	0-2	.000	2-2	1.000	0	0	0	0.0	3	0	0	0	0	6	3.0

Player Averages

Games Played	Minutes/game	Points/game	FG Pct	3FG Pct	FT Pct	Rebounds/game	Assists/game	Turnovers/game	Assist/Turnover ratio	Steals/game	Blocks/game
2	5.5	3.0	40.0	0.0	100.0	0.0	0.0	0.0	0.0	0.0	0.0

SEASON TEAM	GP-GS	MIN/AVG	Field Goals		3-Point		F-Throws		Rebounds				Scoring							
			FG-FGA	FG%	3FG-3FGA	3FG%	FT-FTA	FT%	OFF	DEF	TOT	AVG	PF-FO	A	TO	BLK	STL	PTS	AVG	
2021-22	ILS	32-5	349/10.9	42-76	.553	0-1	.000	15-33	.455	23	56	79	2.5	59-2	15	19	17	8	99	3.1
2022-23	ILS	13-2	72/5.5	7-11	.636	1-1	1.000	1-2	.500	3	11	14	1.1	16-0	1	5	3	3	16	1.2
2023-24	ILS	2-0	11/5.5	2-5	.400	0-2	.000	2-2	1.000	0	0	0	0.0	3-0	0	0	0	0	6	3.0
TOTAL		47-7	432/9.2	51-92	.554	1-4	.250	18-37	.486	26	67	93	2.0	78-2	16	24	20	11	121	2.6

GAME 1 // ILLINOIS STATE 75, LOURDES 56

Nov. 6, 2023 // Normal, Illinois // CEFCU Arena



Official Basketball Box Score - Final
Lourdes at Illinois State
11/06/23 CEFCU Arena, Normal, IL
2023-24 Men's Basketball

Game Time: 7:00 PM
Game Duration: 1:52
Attendance: 2,416

Officials: Roland Simmons, Brad Yonkovich, Scott Tierney

Lourdes - 56													Record: 2-0														
NO.	Name	Min	FG	3P	FT	Rebounds	Fouls	TP	AS	TO	ST	Blocks	+/-	Shooting By Period													
			M/A	M/A	M/A	OR DR TOT	PF	FD				BS BA		1st	2nd	3rd											
0	Joey Hollifield	36:22	4-10	0-2	1-1	1 2 3	5	3	9	3	5	0	2	-18	1st FG%	12-27	44.4%										
2	Stephen Coleman Jr.	36:37	3-7	2-3	1-2	1 8 9	1	4	9	2	2	1	0	-18	FT%	1-2	50%										
3	Shaun Monroe	35:44	5-13	1-2	2-4	1 4 5	2	3	13	1	3	1	0	-22	2nd FG%	8-29	28.6%										
32	Elhan Danerum	16:09	0-3	0-0	0-0	3 2 5	4	0	1	0	1	1	1	-8	3PT%	2-8	25.0%										
34	Jackie Harris	38:37	6-18	3-8	4-4	0 6 6	4	3	19	1	2	1	0	-19	FT%	9-11	81.8%										
25	Will Stevens	09:40	0-0	0-0	0-0	2 2 2	2	0	0	2	0	0	0	-1	GMFG%	20-55	36.4%										
11	Jacki Wells	24:44	2-3	0-0	2-2	0 1 2	2	2	6	5	0	1	0	-10	3PT%	6-16	37.5%										
5	Nic Borojevich	02:07	0-1	0-1	0-0	2 2 2	0	0	0	0	0	0	0	-1	FT%	10-13	76.9%										
Team													Dead Ball Rebounds: 1, 0														
Totals													20-55	6-16	10-13	6	27	33	20	15	56	13	14	5	1	5	-19

Illinois State - 75													Record: 1-0														
NO.	Name	Min	FG	3P	FT	Rebounds	Fouls	TP	AS	TO	ST	Blocks	+/-	Shooting By Period													
			M/A	M/A	M/A	OR DR TOT	PF	FD				BS BA		1st	2nd	3rd											
4	Myles Foster	32:11	6-13	0-1	1-5	2 4 6	1	5	13	2	2	3	1	1	9	1st FG%	14-28	50.0%									
12	Brandon Lieb	37:30	1-3	1-2	3-4	2 5 7	0	2	6	1	2	1	3	0	9	3PT%	6-13	46.2%									
0	Luke Kasubke	25:10	2-4	2-3	0-0	0 4 4	1	1	6	2	1	1	0	0	10	FT%	4-6	66.7%									
1	Malachi Poindexter	25:51	6-10	2-6	2-3	1 6 7	3	3	16	2	1	0	0	10	2nd FG%	13-30	43.3%										
3	Dalton Banks	26:57	3-5	1-1	3-5	1 3 4	3	6	10	6	2	0	0	20	3PT%	5-16	31.3%										
10	Darius Burford	25:06	5-13	2-7	0-0	1 3 3	3	1	12	0	5	1	0	5	FT%	6-13	46.2%										
2	Ty Pence	08:29	0-0	0-0	0-0	1 0 1	3	1	0	1	1	0	0	0	8	GMFG%	27-58	46.6%									
5	Jordan Davis	19:13	3-7	3-7	0-0	1 3 4	0	0	9	2	0	0	0	14	3PT%	11-29	37.9%										
11	Johnny Kinzinger	19:33	1-3	0-2	1-2	0 2 2	1	1	3	3	1	1	0	8	FT%	10-19	52.6%										
Team													Dead Ball Rebounds: 1, 0														
Totals													27-58	11-29	10-19	12	31	43	15	20	75	19	15	7	5	1	19

Points from Turnovers	LOU	ILS	Period by Period Scoring
Turnovers	7	13	1st 2nd TOT
Paint	26	30	LOU 29 27 56
Second Chance	5	12	ILS 38 37 75
Fast Breaks	7	10	
Bench	6	24	

GAME 2 // SAINT LOUIS 80, ILLINOIS STATE 71

Nov. 11, 2023 // St. Louis, Mo. // Chaifetz Arena



Official Basketball Box Score - Final
Illinois St. at Saint Louis
11/11/23 Chaifetz Arena, St. Louis
2023-24 Men's Basketball

Game Time: 7:00 PM
Game Duration: 2:11
Attendance: 5,232

Officials: Mark Schurz, Jerry Heater, Jeff Pon

Illinois St. - 71													Record: 1-1														
NO.	Name	Min	FG	3P	FT	Rebounds	Fouls	TP	AS	TO	ST	Blocks	+/-	Shooting By Period													
			M/A	M/A	M/A	OR DR TOT	PF	FD				BS BA		1st	2nd	3rd											
12	Brandon Lieb	18:42	3-8	0-3	0-0	3 9 12	1	1	6	1	2	0	0	-12	1st FG%	12-34	35.3%										
22	Kendall Lewis	08:13	2-3	1-1	0-0	0 0 0	3	0	5	0	3	0	0	-1	3PT%	5-16	31.3%										
0	Luke Kasubke	19:30	0-4	0-3	2-2	0 1 1	4	2	2	0	3	0	0	-1	FT%	5-10	50%										
1	Malachi Poindexter	30:51	4-11	2-6	9-12	0 6 6	4	6	19	2	1	0	0	-4	2nd FG%	12-27	44.4%										
3	Dalton Banks	39:06	7-16	3-7	0-2	1 3 4	4	4	17	3	1	0	0	-6	3PT%	9-12	75%										
4	Myles Foster	20:48	4-9	0-2	0-4	3 4 7	4	3	10	3	0	1	1	2	GMFG%	24-61	39.3%										
5	Jordan Davis	11:34	1-3	1-2	0-0	1 1 1	3	0	3	0	2	0	0	-19	3PT%	9-29	31.0%										
11	Johnny Kinzinger	29:05	3-5	2-3	0-0	1 3 4	0	2	8	0	2	1	0	-6	FT%	14-22	63.6%										
2	Ty Pence	22:11	0-2	0-2	1-2	1 2 3	4	1	1	0	1	1	0	2	Dead Ball Rebounds: 5, 1												
Team																											
Totals													24-61	9-29	14-22	9	30	39	27	19	71	9	15	3	1	3	-9

Saint Louis - 80													Record: 3-0														
NO.	Name	Min	FG	3P	FT	Rebounds	Fouls	TP	AS	TO	ST	Blocks	+/-	Shooting By Period													
			M/A	M/A	M/A	OR DR TOT	PF	FD				BS BA		1st	2nd	3rd											
22	Terrence Hargrove Jr.	32:21	3-8	1-4	5-6	0 3 3	1	3	12	1	0	2	2	0	-3	1st FG%	13-31	41.9%									
2	Larry Hughes II	23:05	2-6	2-5	2-2	0 2 2	5	1	8	0	1	1	0	-3	3PT%	2-12	16.7%										
7	Mike Meadows	19:57	1-3	0-2	0-0	1 1 1	0	1	2	0	0	0	0	8	FT%	18-21	85.7%										
21	Sincere Parker	09:39	8-17	2-5	1-2	0 9 9	4	2	19	2	3	0	0	10	2nd FG%	9-21	42.9%										
24	Gibson Jimerson	35:46	2-7	1-3	15-17	2 3 5	1	11	20	1	2	0	0	7	3PT%	4-9	44.4%										
5	Tim Dalgler	21:35	4-8	0-2	3-5	0 4 4	2	5	11	0	0	2	0	13	GMFG%	22-52	42.3%										
12	Bruce Zhang	07:39	2-3	0-0	1-1	1 1 2	2	1	5	0	1	0	0	6	3PT%	6-21	28.6%										
1	Cian Medley	20:03	0-0	0-0	0-0	1 1 1	4	0	2	2	2	0	0	0	6	FT%	30-37	81.1%									
0	Kellen Thames	10:15	0-0	0-0	1-2	0 2 2	0	3	1	2	0	1	0	0	Dead Ball Rebounds: 3, 0												
Team																											
Totals													22-52	6-21	30-37	3	31	34	19	27	80	8	10	6	3	1	9

Points from Turnovers	ILS	SLU	Period by Period Scoring
Turnovers	6	26	1st 2nd TOT
Paint	26	22	ILS 34 37 71
Second Chance	10	5	SLU 46 34 80
Fast Breaks	3	30	
Bench	22	19	

GAME 3 // ILLINOIS STATE 69, EASTERN ILLINOIS 61

Nov. 15, 2023 // Normal, Illinois // CEFCU Arena



Official Basketball Box Score - Final
Eastern Illinois at Illinois State
11/15/23 CEFCU Arena, Normal, IL
2023-24 Men's Basketball

Game Time: 7:00 PM
Game Duration: 1:59
Attendance: 3,061

Officials: Gary Maxwell, Tyler Kumpf, Chris Hudson

Eastern Illinois - 61													Record: 1-3														
NO.	Name	Min	FG	3P	FT	Rebounds	Fouls	TP	AS	TO	ST	Blocks	+/-	Shooting By Period													
			M/A	M/A	M/A	OR DR TOT	PF	FD				BS BA		1st	2nd	3rd											
40	Kooper Jacob	27:21	2-6	1-2	2-2	2 1 3	3	2	7	1	1	0	0	-6	1st FG%	9-28	32.1%										
34	Jermaine Hamlin	22:50	1-8	0-0	2-2	3 3 6	1	2	4	1	1	0	2	-1	3PT%	2-8	25.0%										
3	Nakeyl Shelton	32:50	8-17	2-7	4-5	3 2 5	4	4	22	0	0	0	0	-10	FT%	4-4	100%										
4	Isaiah Griffin	09:33	0-2	0-2	0-0	1 1 2	2	1	0	2	0	0	0	-13	2nd FG%	13-29	44.8%										
25	Dan Luers	16:33	4-6	2-3	2-2	2 2 5	5	1	12	0	1	0	0	0	3PT%	4-12	33.3%										
5	Sincere Malone	23:12	2-4	0-1	1-2	1 2 3	1	1	5	3	0	2	1	0	-8	GMFG%	22-57	38.8%									
24	Jaylin Gibson	27:41	4-7	1-2	0-0	2 2 4	1	2	9	3	4	0	0	0	4	3PT%	6-20	30.0%									
20	Caleb Donaldson	19:32	0-1	0-1	0-0	0 0 0	1	0	0	0	2	0	0	-6	FT%	11-13	84.6%										
23	Rodolfo Rufino Bolis	03:51	0-0	0-0	0-0	1 1 2	1	0	0	0	0	0	0	2	Dead Ball Rebounds: 1, 0												
30	Kyndall Davis	11:51	1-6	0-2	0-0	0 4 4	1	0	2	1	0	1	0	1													
17	Lazar Grbovic	02:46	0-0	0-0	0-0	0 0 0	2	0	0	0	0	0	0	-2													
Team																											
Totals													22-57	6-20	11-13	13	23	36	23	14	61	9	12	3	5	2	-8

Illinois State - 69													Record: 2-1				
NO.	Name	Min	FG	3P	FT	Rebounds	Fouls	TP	AS	TO	ST	Blocks	+/-	Shooting By Period			
			M/A	M/A	M/A	OR DR TOT	PF	FD				BS BA		1st	2nd	3rd	
4	Myles Foster	27:10	5-8	0-0	1-4	5 4 9	2	3	11	1	0	1	1	8	1st FG%	13-32	40.6%
12	Brandon Lieb	12:37	2-5	0-1	0-1	2 2 4	1	3	4	1	1	1	0	-6	3PT%	5-14	35.7%
1	Malachi Poindexter	23:09	3-6	1-4	2-2	1 4 5	3	3	9	0	1	2	0	-5	FT%	3-6	50%
3	Dalton Banks	30:56	2-9	0-2	8-10	0 2 2	0	5	12	3	1	0	0	1	GMFG%	10-24	41.7%
0	Luke Kasubke	18:47	0-6	0-2	0-0	1 0 1	2	0	0	1	1	0	0	-6			

GAME 5 // HIGH POINT 74, ILLINOIS STATE 72

Nov. 21, 2023 // Fort Myers, Fla. // Hertz Arena



Official Basketball Box Score - Final
Illinois St. at High Point
11/21/23 Hertz Arena, Estero
2023-24 Men's Basketball

Game Time: 5:00 PM
Game Duration: 2:08
Attendance: 314

Officials: Tyler Kumpf, Blake Harris, James Duke

Illinois St. - 72		Record: 3-2												
NO. Name	Min	FG	3P	FT	Rebounds	Fouls	TP	AS	TO	ST	Blocks	+	-	
		M-A	M-A	M-A	OR DR TOT	PF	FD				BS	BA		
4 Myles Foster	15:53	1-5	0-1	1-2	1 1 2	0 3	3	0	0	0	0	0	-11	
12 Brandon Lieb	16:38	1-8	1-2	2-2	2 5 7	1 2	5	0	0	0	0	0	-2	
1 Malachi Poindexter	G 25:03	3-4	0-1	6-6	0 1 1	1 3	12	1	2	1	0	0	3	
3 Dalton Banks	G 34:28	4-12	1-6	0-0	1 1 2	2 2	9	1	1	1	0	0	-3	
10 Darius Burford	G 29:52	8-14	1-2	0-0	0 2 2	2 1	17	0	1	1	0	1	-4	
22 Kendall Lewis	19:04	2-3	0-1	5-5	2 2 4	5 5	9	0	1	1	0	0	10	
2 Ty Pence	07:15	0-1	0-1	1-2	0 0 0	0 1	1	0	0	0	0	0	-1	
0 Luke Kasubke	16:27	0-1	0-1	0-0	0 2 2	4 1	0	0	0	0	0	0	-2	
11 Johnny Kinziger	28:38	5-8	2-3	2-2	1 1 2	0 1	14	1	1	1	0	0	1	
23 Harouna Sissoko	02:30	0-0	0-0	2-2	0 1 1	1 1	2	0	0	0	0	0	-3	
5 Jordan Davis	04:14	0-1	0-0	0-0	0 0 0	1 0	0	0	0	0	0	0	-2	
Team					0 2 2	0	0	0	0	0	0	0		
Totals	24:57	5-18	19-21	7 18	25 17	20 72	3 8	6	0	1	2			

Shooting By Period	
1 st FG%	12-29 41.4%
3PT%	2-8 25.0%
FT%	4-6 66.7%
2 nd FG%	12-28 42.9%
3PT%	3-10 30.0%
FT%	15-15 100%
GM FG%	24-57 42.1%
3PT%	5-18 27.8%
FT%	19-21 90.5%

Dead Ball Rebounds: 0, 0

Technical Fouls: NONE

High Point - 74		Record: 3-2												
NO. Name	Min	FG	3P	FT	Rebounds	Fouls	TP	AS	TO	ST	Blocks	+	-	
		M-A	M-A	M-A	OR DR TOT	PF	FD				BS	BA		
5 Kimani Hamilton	F 20:50	2-6	0-2	0-1	2 5 7	3 3	4	2	2	0	0	0	1	
21 Justin Bodo Bodo	F 25:30	3-3	0-0	2-2	3 3 6	4 3	8	0	1	0	0	0	2	
3 Trae Benham	G 30:17	4-8	3-7	1-1	1 9 10	2 1	12	0	0	0	0	0	-8	
11 Abdoulaye Thiam	G 36:25	7-14	4-7	4-5	0 3 3	2 3	22	0	3	0	0	0	5	
23 Duke Miles	G 18:32	5-8	1-3	0-0	0 2 2	4 0	11	2	3	0	0	0	7	
10 Cade Potter	13:27	0-1	0-1	0-0	1 1 2	2 0	0	1	1	0	0	0	2	
1 Kezza Giffa	31:07	2-5	1-2	6-6	0 1 1	3 5	11	6	5	0	0	0	1	
7 Titas Sargunias	24:02	2-4	0-0	0-0	0 0 0	0 2	4	0	0	0	0	0	-4	
22 Denzel Hines	21:02	1-1	0-0	0-0	0 2 2	0 0	0	0	0	0	0	0	6	
Team					0 2 2	0	0	0	0	0	0	0		
Totals	26:50	9-22	13-15	7 28	35 21	17 74	11 15	0	1	0	2			

Shooting By Period	
1 st FG%	12-24 50.0%
3PT%	4-12 33.3%
FT%	9-9 100%
2 nd FG%	14-26 53.8%
3PT%	5-10 50.0%
FT%	4-6 66.7%
GM FG%	26-50 52.0%
3PT%	9-22 40.9%
FT%	13-15 86.7%

Dead Ball Rebounds: 1, 0

Technical Fouls: Coach 2nd 11:45

ISU		HPU	
Biggest lead	7 (1 st 13:37)	16 (2 nd 15:35)	
Best Scoring Run	13 (2 nd 10:57)	11 (1 st 9:44)	
Lead Changes	3	3	
Times Tied	3	0	
Time with Lead	08:00	28:14	

Points from Turnovers		ISU		HPU	
Turnovers	17	4			
Paint	24	30			
Second Chance	8	7			
Fast Breaks	2	0			
Bench	26	17			

Period by Period Scoring	
1st	30
2nd	42
TOT	72

GAME 6 // WRIGHT STATE 74, ILLINOIS STATE 49

Nov. 22, 2023 // Fort Myers, Fla. // Hertz Arena



Official Basketball Box Score - Final
Wright St. at Illinois St.
11/22/23 Hertz Arena, Estero
2023-24 Men's Basketball

Game Time: 5:00 PM
Game Duration: 1:47
Attendance: 312

Officials: Landon Brandes, Shane Shantz, Bobby Bissant Jr.

Wright St. - 74		Record: 2-4												
NO. Name	Min	FG	3P	FT	Rebounds	Fouls	TP	AS	TO	ST	Blocks	+	-	
		M-A	M-A	M-A	OR DR TOT	PF	FD				BS	BA		
14 Brandon Noel	F 32:23	6-10	2-4	5-8	3 3 6	3 6	19	1	2	1	2	0	30	
12 AJ Braun	C 19:05	1-4	0-0	2-2	0 0 0	2 1	4	1	4	2	0	0	1	
1 Trey Calvin	G 30:46	10-16	3-4	3-3	0 3 3	2 3	26	3	1	3	0	0	26	
3 Alex Hulbergiste	G 31:47	3-7	1-5	0-1	1 7 8	1 2	7	1	0	0	0	0	24	
23 Tanner Holden	G 18:29	1-4	0-0	1-3	0 5 5	2 3	9	0	1	0	0	0	18	
2 Drey Carter	16:54	2-3	0-0	2-2	1 4 5	2 6	0	1	0	0	1	0	6	
22 Andrew Welage	22:40	1-5	1-4	2-2	0 4 4	1 1	5	1	0	1	1	0	17	
30 Kadun Brown	10:23	0-6	0-3	0-0	0 2 2	0 1	4	0	0	0	0	0	-2	
21 Logan Woods	13:04	0-1	0-1	0-0	1 1 2	0 0	0	0	0	0	0	0	7	
5 Bo Myers	02:31	0-1	0-1	0-0	0 0 0	0 0	0	0	0	0	0	0	-4	
15 Braden Grant	01:58	0-0	0-0	0-0	0 0 0	0 0	0	0	0	0	0	0	-3	
Team					2 4 6	0	0	0	0	0	0	0		
Totals	26:57	7-22	15-21	8 32	40 15	19 74	9 12	8	2	3	2			

Shooting By Period	
1 st FG%	15-30 50.0%
3PT%	4-12 33.3%
FT%	5-5 100%
2 nd FG%	11-27 40.7%
3PT%	3-10 30.0%
FT%	10-16 62.5%
GM FG%	26-57 45.6%
3PT%	7-22 31.8%
FT%	15-21 71.4%

Dead Ball Rebounds: 2, 0

Technical Fouls: NONE

Illinois St. - 49		Record: 3-3												
NO. Name	Min	FG	3P	FT	Rebounds	Fouls	TP	AS	TO	ST	Blocks	+	-	
		M-A	M-A	M-A	OR DR TOT	PF	FD				BS	BA		
4 Myles Foster	F 21:38	2-3	0-0	4-5	1 4 5	1 3	8	0	2	2	0	0	-13	
12 Brandon Lieb	F 11:07	0-1	0-1	8-8	2 0 2	5 4	8	0	2	0	0	0	-11	
1 Malachi Poindexter	G 13:06	0-4	0-2	0-0	1 1 2	0 0	1	1	2	0	0	0	-9	
3 Dalton Banks	F 17:02	0-3	0-3	0-0	0 2 2	3 0	1	0	2	0	0	0	-10	
10 Darius Burford	G 24:27	4-10	1-2	0-0	0 1 1	1 1	0	1	1	0	0	0	-22	
5 Jordan Davis	17:41	0-5	0-4	0-0	0 2 2	2 1	0	0	1	0	0	0	-19	
11 Johnny Kinziger	21:40	2-7	0-2	0-0	0 1 1	2 0	4	1	0	3	0	0	-12	
22 Kendall Lewis	21:06	3-8	0-1	3-4	1 4 5	3 3	9	0	3	0	0	0	-14	
0 Luke Kasubke	11:37	1-5	0-2	0-0	1 2 3	0 2	2	0	1	0	0	0	-5	
2 Ty Pence	18:57	0-3	0-2	0-0	1 3 4	1 0	0	0	3	1	0	0	-14	
23 Harouna Sissoko	07:24	0-2	0-1	2-2	1 3 4	1 0	2	0	0	0	0	0	-4	
14 Nik Stadelman	07:36	1-1	1-1	0-0	1 1 0	0 0	3	0	0	0	0	0	1	
50 Ryan Schmitt	05:44	2-4	0-1	0-0	0 1 0	1 0	4	0	0	0	0	0	1	
13 Ty Blake	00:56	0-0	0-0	0-0	0 0 0	0 0	0	0	0	0	0	0	-2	
Team					1 3 4	0	0	0	1	0	0	0		
Totals	15:54	2-22	17-19	9 27	36 19	15 49	5 17	8	2	3	2			

Shooting By Period	
1 st FG%	8-30 26.7%
3PT%	1-11 9.1%
FT%	4-6 66.7%
2 nd FG%	7-24 29.2%
3PT%	1-11 9.1%
FT%	13-13 100%
GM FG%	15-54 27.8%
3PT%	2-22 9.1%
FT%	17-19 89.5%

Dead Ball Rebounds: 0, 0

Technical Fouls: NONE

ISU		HPU	
Biggest lead	29 (2 nd 3:15)	1 (1 st 19:12)	
Best Scoring Run	9 (2 nd 5:44)	7 (2 nd 12:29)	
Lead Changes	1	3	
Times Tied	0	4	
Time with Lead	38:51	00:21	

Points from Turnovers		ISU		HPU	
Turnovers	23	8			
Paint	28	22			
Second Chance	9	13			
Fast Breaks	4	4			
Bench	15	24			

Period by Period Scoring	
1st	39
2nd	35
TOT	74

GAME 7 // ILLINOIS STATE 69, UIC 64

Nov. 30, 2023 // Chicago, Ill. // Credit Union 1 Arena



Official Basketball Box Score - Final
Illinois St. at UIC
11/30/23 Credit Union 1 Arena, Chicago, Ill.
2023-24 Men's Basketball

Game Time: 7:00 PM
Game Duration: 2:04
Attendance: 2,090

Officials: Ray Nash, Bert Smith, Chase Shaw

Illinois St. - 69		Record: 4-3 (1-0)												
NO. Name	Min	FG	3P	FT	Rebounds	Fouls	TP	AS	TO	ST	Blocks	+	-	
		M-A	M-A	M-A	OR DR TOT	PF	FD				BS	BA		
4 Myles Foster	F 28:39	4-6	0-1	1-2	1 7 8	2 2	9	2	2	1	1	1	15	

GAME 9 // NORTHERN KENTUCKY AT ILLINOIS STATE

Dec. 6, 2023 // Normal, Illinois // CEFCU Arena



Official Basketball Box Score - Final
Northern Kentucky at Illinois State
 12/06/23 CEFCU Arena, Normal, IL
 2023-24 Men's Basketball

Game Time: 7:00 PM
 Game Duration: 1:42
 Attendance: 3,215

Officials: Randy Heineman, Ed Oranshaw, Craig Murty

Northern Kentucky - 59 Record: 5-4

NO. Name	Min	FG		3P		FT		Rebounds		Fouls		TP	AS	TO	ST	Blocks		+/-
		M/A	A/A	M/A	A/A	OR	DR	OR	DR	FF	FD					BS	BA	
5 LJ Wells	F 17:54	2-4	0-0	2-2	0 1	1 0	1 0	6	2	0	1	0	0	1	0	0	0	1
40 Kayyan Najjer	F 19:46	1-3	0-0	0-0	0 4	4 2	0 2	2	1	0	1	1	0	0	0	0	0	6
1 Trey Robinson	G 28:10	3-7	1-3	0-0	1 4	5 1	0 7	1	4	4	0	1	1	3	3	0	0	8
2 Sam Vinson	G 33:19	1-8	1-4	2-4	2 6	8 3	3 5	5	2	3	0	1	0	1	0	0	0	5
3 Marques Warrick	G 34:47	6-16	3-8	0-0	1 2	3 1	1 15	1	1	1	1	0	1	0	0	0	0	-8
10 Cade Meyer	20:08	4-8	0-0	2-2	1 2	3 2	1 10	0	0	0	0	0	0	0	0	0	0	-9
22 Michael Bradley	30:11	3-5	2-2	0-0	0 1	1 2	0 8	4	1	1	0	0	0	0	0	0	0	-2
14 Jeremiah Israel	13:12	2-5	0-3	2-2	0 2	2 0	1 6	3	0	1	0	0	0	0	0	0	0	2
32 Fiston Ipassou	02:33	0-0	0-0	0-0	0 0	0 1	0 0	0	0	0	0	0	0	0	0	0	0	-2
Team					1 3	4 0	0 0	0	0	0	0	0	0	0	0	0	0	0
Totals	22:56	7-20	8-10	6	25	31	12	7	59	17	8	12	1	3	3	0	0	0

Shooting By Period		
1st FG%	10-27	37.0%
3PT%	4-11	36.4%
FT%	2-2	100%
2nd FG%	12-29	41.4%
3PT%	3-9	33.3%
FT%	6-8	75%
GMFG%	22-56	39.3%
3PT%	7-20	35.0%
FT%	6-10	60.0%

Dead Ball Rebounds: 1, 0

Technical Fouls: NONE

Illinois State - 62 Record: 6-3

NO. Name	Min	FG		3P		FT		Rebounds		Fouls		TP	AS	TO	ST	Blocks		+/-
		M/A	A/A	M/A	A/A	OR	DR	OR	DR	FF	FD					BS	BA	
4 Myles Foster	F 22:51	4-7	0-0	1-1	3 6	9 3	2 8	1	0	0	1	0	0	1	0	0	0	14
22 Kendall Lewis	F 33:48	6-9	1-2	2-3	4 2	6 0	4 15	2	3	0	0	0	0	0	0	0	0	2
1 Malachi Poindexter	G 20:29	1-8	0-5	0-0	0 1	1 0	0 2	2	1	0	0	0	1	1	0	0	0	1
3 Dalton Banks	G 32:24	5-8	4-7	0-0	0 6	6 0	2 14	4	7	0	1	0	0	0	0	0	0	9
10 Darius Burford	G 30:49	5-14	1-5	2-3	4 0	4 2	13 2	0	0	0	0	0	0	0	0	0	0	-2
0 Luke Kasubke	14:02	1-4	1-3	0-0	0 3	0 3	1 1	1	0	0	0	0	0	0	0	0	0	-10
11 Johnny Kinziger	26:54	1-5	1-5	2-2	0 2	2 0	1 5	1	2	1	0	0	0	0	0	0	0	2
12 Brandon Lieb	10:36	1-2	0-0	0-0	0 4	1 0	2 1	0	1	0	0	0	0	0	0	0	0	0
2 Ty Pence	06:08	0-0	0-0	0-0	0 0	0 0	0 0	0	0	0	0	0	0	0	0	0	0	0
23 Harouna Sissoko	01:59	0-1	0-0	0-0	0 0	0 0	1 0	0	0	0	0	0	0	0	0	0	0	-3
Team					1 5	6 0	0 0	0	0	0	0	0	0	0	0	0	0	0
Totals	24:58	8-27	6-9	12	29	41	7	12	62	14	14	2	3	1	3	0	0	0

Shooting By Period		
1st FG%	11-26	42.3%
3PT%	5-13	38.5%
FT%	3-3	100%
2nd FG%	13-32	40.6%
3PT%	3-14	21.4%
FT%	3-6	50%
GMFG%	24-58	41.4%
3PT%	8-27	29.6%
FT%	6-9	66.7%

Dead Ball Rebounds: 0, 0

Technical Fouls: NONE

	NKU		ILS		Points from Period Scoring
	1st	2nd	1st	2nd	
Biggest lead	7 (2 nd 11:29)	6 (1 st 16:26)	14	10	
Best Scoring Run	8 (1 st 15:08)	12 (2 nd 6:47)	28	28	
Lead Changes	19	5	18	18	
Times Tied	10	6	16	6	
Time with Lead	17:12	18:35	24	10	

GAME 10 // NORFOLK STATE 64, ILLINOIS STATE 58

Dec. 9, 2023 // Normal, Illinois // Horton Field House



Official Basketball Box Score - Final
Norfolk State at Illinois State
 12/09/23 Horton Field House, Normal, IL
 2023-24 Men's Basketball

Game Time: 6:00 PM
 Game Duration: 2:17
 Attendance: 3,788

Officials: Jeff Campbell, Ervin Wilson, Chance Welleson

Norfolk State - 64 Record: 7-3

NO. Name	Min	FG		3P		FT		Rebounds		Fouls		TP	AS	TO	ST	Blocks		+/-
		M/A	A/A	M/A	A/A	OR	DR	OR	DR	FF	FD					BS	BA	
7 Kuleel Mading	F 24:57	0-2	0-1	1-2	2 5	7 3	2 1	1	1	1	0	0	0	2	0	0	0	6
8 Tyrel Bladen	F 11:46	2-4	0-0	2-4	2 2	4 5	3 6	0	2	0	0	0	0	0	0	0	0	8
0 Christian Ings	G 20:39	2-5	1-1	1-1	1 2	3 2	1 6	0	5	2	0	0	0	0	0	0	0	5
6 Jamari Thomas	G 39:01	7-18	2-6	15-17	1 5	6 1	11 31	4	1	3	1	0	1	3	1	0	0	7
11 Jaylani Darden	G 16:06	0-0	0-0	0-0	0 2	2 3	0 0	0	1	1	0	0	0	0	0	0	0	-8
25 Nyzaiah Chambers	23:04	1-2	0-0	0-0	1 2	3 0	0 2	1	1	2	1	1	2	1	1	0	0	-3
9 Allen Betrand	28:39	4-10	2-4	2-2	1 0	1 3	2 12	0	1	0	1	0	0	0	0	0	0	3
5 Tyrrese Jenkins	16:48	2-5	2-5	0-0	0 3	2 2	0 6	0	0	0	0	0	0	0	0	0	0	2
13 Daryl Anderson	10:09	0-1	0-1	0-0	0 2	2 0	0 0	0	0	0	0	0	0	0	0	0	0	-1
3 Gilbert Brown	00:48	0-1	0-0	0-0	0 0	0 0	1 0	0	0	0	0	0	0	0	0	0	0	0
24 Chris Fields Jr.	05:43	0-2	0-1	0-0	0 0	0 1	0 0	0	0	0	0	0	0	0	0	0	0	-1
23 Damian Tate	02:20	0-0	0-0	0-0	0 0	0 0	1 0	0	0	0	0	0	0	0	0	0	0	0
Team					2 2	2 0	0 1	0	0	0	0	0	0	0	0	0	0	0
Totals	18:50	7-19	21-26	10	23	33	25	20	64	6	13	8	7	3	6	0	0	0

Shooting By Period		
1st FG%	9-27	33.3%
3PT%	4-13	30.8%
FT%	5-6	83.3%
2nd FG%	9-23	39.1%
3PT%	3-6	50.0%
FT%	16-20	80%
GMFG%	18-50	36.0%
3PT%	7-19	36.8%
FT%	21-26	80.8%

Dead Ball Rebounds: 1, 0

Technical Fouls: Coach 2nd 8:12

Illinois State - 58 Record: 6-4

NO. Name	Min	FG		3P		FT		Rebounds		Fouls		TP	AS	TO	ST	Blocks		+/-
		M/A	A/A	M/A	A/A	OR	DR	OR	DR	FF	FD					BS	BA	
4 Myles Foster	F 30:34	1-4	0-1	9-12	6 4	10 5	10 11	2	2	2	0	0	0	2	0	0	0	2
22 Kendall Lewis	F 27:49	1-4	0-1	1-2	3 2	5 0	2 3	0	3	1	1	0	1	1	0	0	0	4
1 Malachi Poindexter	G 28:16	3-10	0-5	0-0	1 2	3 2	1 6	2	1	1	0	0	0	0	0	0	0	-6
3 Dalton Banks	G 37:29	2-7	1-3	5-8	0 6	6 2	6 10	4	3	2	1	0	1	1	0	0	0	-8
10 Darius Burford	G 25:47	3-10	0-5	5-6	1 4	5 4	4 11	1	1	1	0	0	0	0	0	0	0	-11
2 Ty Pence	05:33	0-1	0-1	0-0	0 1	1 0	0 0	0	0	0	0	0	0	0	0	0	0	0
11 Johnny Kinziger	17:31	4-8	4-7	1-1	2 2	4 1	13 0	0	1	1	0	0	0	0	0	0	0	0
12 Brandon Lieb	05:42	1-1	0-0	0-0	1 1	2 0	0 2	0	2	0	0	0	0	0	0	0	0	-3
0 Luke Kasubke	11:40	0-2	0-0	0-0	0 2	2 1	0 0	0	0	0	0	0	0	0	0	0	0	0
5 Jordan Davis	09:39	1-4	0-2	0-0	0 0	0 2	0 2	1	0	0	0	0	0	0	0	0	0	-1
Team					5 6	0 0	0 4	0	0	0	0	0	0	0	0	0	0	0
Totals	16:51	5-27	21-29	17	25	42	21	24	58	10	17	8	3	7	0	0	0	-6

Shooting By Period		
1st FG%	6-23	26.1%
3PT%	1-4	7.1%
FT%	9-12	75%
2nd FG%	10-28	35.7%
3PT%	4-13	30.8%
FT%	12-17	70.6%
GMFG%	16-51	31.4%
3PT%	5-27	18.5%
FT%	21-29	72.4%

Dead Ball Rebounds: 3, 1

Technical Fouls: Lewis 2nd 13:36 Coach 2nd 8:12

	NSU		ILS		Points from Period Scoring
	1st	2nd	1st	2nd	
Biggest lead	12 (1 st 10:07)	0 (1 st 20:00)	16	8	
Best Scoring Run	6 (1 st 16:42)	8 (1 st 7:38)	14	20	
Lead Changes					

GAME 13 // ILLINOIS STATE AT KENTUCKY
Dec. 29, 2023 // Lexington, Kentucky // Rupp Arena

GAME 14 // ILLINOIS STATE AT DRAKE
January 2, 2024 // Des Moines, Iowa // Knapp Center

GAME 15 // SOUTHERN ILLINOIS AT ILLINOIS STATE
January 6, 2024 // Normal, Illinois // CEFCU Arena

GAME 16 // ILLINOIS STATE AT BELMONT
January 10, 2024 // Nashville, Tennessee // Curb Events Center

2023-24 MVC SEASON STATISTICS

Game Records

Record	Overall	Home	Away	Neutral
ALL GAMES	2-0	1-0	1-0	0-0
CONFERENCE	2-0	1-0	1-0	0-0
NON-CONFERENCE	0-0	0-0	0-0	0-0

Score by Periods

Team	1st	2nd	OT	TOT
Illinois St.	65	80	0	145
Opponents	69	67	0	136

Team Box Score

No.	Player				Total		3-Point		F-Throw		Rebounds											
		GP-GS	MIN	AVG	FG-FGA	FG%	3FG-3FGA	3FG%	FT-FTA	FT%	OFF	DEF	TOT	AVG	PF	DQ	A	TO	BLK	STL	PTS	AVG
10	BURFORD, Darius	2-2	64:04	32.0	13-20	.650	0-4	.000	6-7	.857	0	5	5	2.5	6	0	4	2	1	3	32	16.0
3	BANKS, Dalton	2-2	62:09	31.1	9-17	.529	2-5	.400	6-8	.750	0	6	6	3.0	1	0	8	8	0	2	26	13.0
0	KASUBKE, Luke	2-0	43:22	21.7	6-11	.545	4-6	.667	6-10	.600	2	2	4	2.0	4	0	2	2	0	1	22	11.0
4	FOSTER, Myles	2-2	53:33	26.8	10-16	.625	0-1	.000	1-2	.500	3	10	13	6.5	4	0	3	3	3	1	21	10.5
22	LEWIS, Kendall	2-2	59:47	29.9	5-8	.625	2-3	.667	4-4	1.000	1	11	12	6.0	5	0	4	6	3	2	16	8.0
11	KINZIGER, Johnny	2-0	28:35	14.3	2-3	.667	2-3	.667	4-4	1.000	1	2	3	1.5	1	0	4	2	1	1	10	5.0
1	POINDEXTER, Malachi	2-2	49:08	24.6	4-14	.286	2-7	.286	0-0	.000	0	3	3	1.5	5	0	3	1	0	1	10	5.0
12	LIEB, Brandon	2-0	22:55	11.5	2-4	.500	0-1	.000	0-0	.000	1	4	5	2.5	3	0	2	2	0	0	4	2.0
23	SISSOKO, Harouna	1-0	04:53	4.9	1-2	.500	0-1	.000	0-0	.000	0	1	1	1.0	0	0	0	0	0	1	2	2.0
2	PENCE, Ty	2-0	11:34	5.8	1-5	.200	0-3	.000	0-0	.000	0	0	0	0.0	0	0	0	2	0	1	2	1.0
Team											9	6	15					1				
Total		2	400		53-100	.530	12-34	.353	27-35	.771	17	50	67	33.5	29	0	30	29	8	13	145	72.5
Opponents		2	400		50-117	.427	19-55	.345	17-30	.567	22	34	56	28.0	36	0	31	23	7	17	136	68.0

Team Statistics

	ILS	OPP
Scoring	145	136
Points per game	72.5	68.0
Scoring margin	+4.5	-
Field goals-att	53-100	50-117
Field goal pct	.530	.427
3 point fg-att	12-34	19-55
3-point FG pct	.353	.345
3-pt FG made per game	6.0	9.5
Free throws-att	27-35	17-30
Free throw pct	.771	.567
F-Throws made per game	13.5	8.5
Rebounds	67	56
Rebounds per game	33.5	28.0
Rebounding margin	+5.5	-
Assists	30	31
Assists per game	15.0	15.5
Turnovers	29	23
Turnovers per game	14.5	11.5
Turnover margin	-3.0	-
Assist/turnover ratio	1.0	1.3
Steals	13	17
Steals per game	6.5	8.5
Blocks	8	7
Blocks per game	4.0	3.5
Winning streak	2	-
Home win streak	1	-
Attendance	3946	2090
Home games-Avg/Game	1-3946	1-2090
Neutral site-Avg/Game	-	0-0

Team Results

Date	Opponent		Score	Att.
11/30/2023	at UIC	W	69-64	2090
12/03/2023	Murray St.	W	76-72	3946

2023-24 SEASON STATISTICS

Game Records

Record	Overall	Home	Away	Neutral
ALL GAMES	8-4	6-1	1-1	1-2
CONFERENCE	2-0	1-0	1-0	0-0
NON-CONFERENCE	6-4	5-1	0-1	1-2

Score by Periods

Team	1st	2nd	OT	TOT
Illinois St.	376	446	0	822
Opponents	384	401	0	785

Team Box Score

No.	Player	Overall			Total			3-Point		F-Throw		Rebounds				Other						
		GP-GS	MIN	AVG	FG-FGA	FG%	3FG-3FGA	3FG%	FT-FTA	FT%	OFF	DEF	TOT	AVG	PF	DQ	A	TO	BLK	STL	PTS	AVG
10	BURFORD, Darius	11-10	313:42	28.5	56-125	.448	9-40	.225	30-36	.833	8	20	28	2.5	23	0	15	19	2	13	151	13.7
3	BANKS, Dalton	12-12	377:57	31.5	43-101	.426	16-43	.372	29-46	.630	5	43	48	4.0	18	0	44	35	4	11	131	10.9
4	FOSTER, Myles	12-11	299:30	25.0	44-88	.500	0-7	.000	27-53	.509	28	54	82	6.8	23	1	16	11	8	11	115	9.6
22	LEWIS, Kendall	11-7	265:26	24.1	32-52	.615	4-11	.364	29-38	.763	22	40	62	5.6	24	1	10	25	5	6	97	8.8
1	POINDEXTER, Malachi	12-12	288:29	24.0	30-84	.357	11-46	.239	23-27	.852	6	32	38	3.2	23	0	18	10	0	9	94	7.8
11	KINZIGER, Johnny	12-0	234:09	19.5	29-59	.492	15-34	.441	14-16	.875	3	16	19	1.6	14	0	13	14	3	12	87	7.3
0	KASUBKE, Luke	12-2	211:31	17.6	15-45	.333	12-32	.375	8-12	.667	3	20	23	1.9	18	0	9	10	1	4	50	4.2
12	LIEB, Brandon	12-6	144:26	12.0	16-46	.348	2-11	.182	15-20	.750	17	35	52	4.3	18	1	7	14	7	4	49	4.1
50	SCHMITT, Ryan	2-0	10:56	5.5	2-5	.400	0-2	.000	2-2	1.000	0	0	0	0.0	3	0	0	0	0	0	6	3.0
5	DAVIS, Jordan	9-0	110:03	12.2	9-29	.310	6-21	.286	0-3	.000	5	15	20	2.2	14	0	4	4	1	3	24	2.7
14	STADELMAN, Nik	2-0	13:44	6.9	1-2	.500	1-2	.500	0-0	.000	0	1	1	0.5	0	0	0	0	0	0	3	1.5
23	SISSOKO, Harouna	7-0	29:27	4.2	2-7	.286	0-3	.000	5-6	.833	2	6	8	1.1	3	0	0	1	1	1	9	1.3
2	PENCE, Ty	11-0	99:43	9.1	1-18	.056	0-12	.000	4-6	.667	4	7	11	1.0	12	0	4	7	1	4	6	0.5
13	BLAKE, Ty	1-0	00:56	0.9	0-0	.000	0-0	.000	0-0	.000	0	0	0	0.0	0	0	0	0	0	0	0	0.0
Team											27	26	53					6				
Total		12	2400		280-661	.424	76-264	.288	186-265	.702	130	315	445	37.1	193	3	140	156	33	78	822	68.5
Opponents		12	2426		278-675	.412	81-251	.323	148-200	.740	109	298	407	33.9	235	6	135	155	35	77	785	65.4

Team Statistics

	ILS	OPP
Scoring	822	785
Points per game	68.5	65.4
Scoring margin	+3.1	-
Field goals-att	280-661	278-675
Field goal pct	.424	.412
3 point fg-att	76-264	81-251
3-point FG pct	.288	.323
3-pt FG made per game	6.3	6.8
Free throws-att	186-265	148-200
Free throw pct	.702	.740
F-Throws made per game	15.5	12.3
Rebounds	445	407
Rebounds per game	37.1	33.9
Rebounding margin	+3.2	-
Assists	140	135
Assists per game	11.7	11.3
Turnovers	156	155
Turnovers per game	13.0	12.9
Turnover margin	-0.1	-
Assist/turnover ratio	0.9	0.9
Steals	78	77
Steals per game	6.5	6.4
Blocks	33	35
Blocks per game	2.8	2.9
Winning streak	2	-
Home win streak	2	-
Attendance	22740	7322
Home games-Avg/Game	7-3249	2-3661
Neutral site-Avg/Game	-	3-280

Team Results

Date	Opponent	Result	Score	Att.
11/06/2023	Lourdes	W	75-56	2416
11/11/2023	at Saint Louis	L	71-80	5232
11/15/2023	Eastern Ill.	W	69-61	3061
11/20/2023	vs Long Beach St.	W	61-52	214
11/21/2023	vs High Point	L	72-74	314
11/22/2023	vs Wright St.	L	49-74	312
11/30/2023	at UIC	W	69-64	2090
12/03/2023	Murray St.	W	76-72	3946
12/06/2023	Northern Ky.	W	62-59	3215
12/09/2023	Norfolk St.	L	58-64	3788
12/17/2023	North Dakota St.	W	75-65	2953
12/21/2023	Southeast Mo. St.	W	85-64	3361

BROADCAST MEDIA SHEET



0 LUKE KASUBKE

6-5 // 190 // G // SR
St. Louis, Mo.
Chaminade HS // Kansas State

	GP/GS	PPG	RPG	APG	FG%	3FG%	FT%
Season	12/2	4.2	1.9	0.8	.333	.375	.667
Career	89/15	4.0	1.7	1.0	.364	.317	.740
Career Highs	Pts: 16	Reb: 8	Ast: 6	Stl: 3	Blk: 1		

- Has one season of eligibility remaining after 2023-24
- Averaged 6.8 points per game last season for the Redbirds.
- Scored his career-high 16 points at Eastern Illinois on November 10.
- Was a top-200 recruit out of high school and among the top-40 shooting guards in the country.




1 MALACHI POINDEXTER

6-3 // 190 // G // SR
Mineral, Va.
St. Anne's-Belfield HS // Virginia

	GP/GS	PPG	RPG	APG	FG%	3FG%	FT%
Season	12/12	7.8	3.2	1.5	.357	.299	.852
Career	65/37	6.2	1.8	1.4	.367	.339	.915
Career Highs	Pts: 19	Reb: 7	Ast: 6	Stl: 3	Blk: 2		

- Has one season of eligibility remaining after 2023-24
- Opened his collegiate career by making 34 consecutive free throws, the third-longest free throw streak in school history and the 14th-longest in MVC history.
- His 94.5 season free throw percentage in 2022-23 set a program record, topping the previous mark of 94.0 by Gene Jontny in 1956-57.



2 TY PENCE

6-6 // 210 // G // FR
St. Joseph's, Ill.
St. Joseph-Ogden HS

	GP/GS	PPG	RPG	APG	FG%	3FG%	FT%
Season	11/0	0.5	1.0	0.4	.056	.000	.667
Career	11/0	0.5	1.0	0.4	.056	.000	.667
Career Highs	Pts: 2	Reb: 4	Ast: 2	Stl: 1	Blk: 1		

- Reached a final national high school recruit ranking of 198th by 247 recruiting, one of just three incoming LSU players since the inception of 247 rankings (2003) to be inside the top-200
- Was a three-time First Team All-State selection, and scored 2,328 career points with 245 three-point baskets, both St. Joe-Ogden career records.



3 DALTON BANKS

6-2 // 190 // G // SR
Eau Claire, Wis.
Eau Claire North / Southern Illinois

	GP/GS	PPG	RPG	APG	FG%	3FG%	FT%
Season	12/12	10.9	4.0	3.7	.426	.372	.630
Career	101/27	5.5	2.4	2.1	.432	.314	.685
Career Highs	Pts: 19	Reb: 8	Ast: 7	Stl: 6	Blk: 1		

- Has one season of eligibility remaining after 2023-24
- Scored a career-high 19 points at UIC on November 30
- One of four incoming transfers for the Redbirds in 2023-24.
- Averaged 3.9 points per game in 2022-23, and his career-high scoring mark was tied twice during the season, against Little Rock in the season opener and at Valparaiso on January 8.



4 MYLES FOSTER

6-7 // 235 // F // SR
Brooklyn, N.Y.
Brooks School / Monmouth

	GP/GS	PPG	RPG	APG	FG%	3FG%	FT%
Season	12/11	9.6	6.8	1.3	.500	.000	.509
Career	98/45	7.8	4.4	1.0	.486	.000	.555
Career Highs	Pts: 23	Reb: 15	Ast: 6	Stl: 5	Blk: 4		

- Has one season of eligibility remaining after 2023-24
- Had a breakout season in 2022-23, averaging 12.5 points and 6.6 rebounds per game.
- Finished fourth in the CAA in offensive rebounds, seventh in total rebounds, 15th in steals, and 17th in scoring average.
- Scored in double-figures in 23 of the 33 games he played.



5 JORDAN DAVIS

6-4 // 200 // G // SR
La Crosse, Wis.
La Crosse Cent. HS / Wisconsin

	GP/GS	PPG	RPG	APG	FG%	3FG%	FT%
Season	9/0	2.7	2.2	0.4	.310	.286	.000
Career	84/18	2.9	2.0	0.3	.379	.304	.476
Career Highs	Pts: 15	Reb: 8	Ast: 2	Stl: 2	Blk: 1		

- Has one season of eligibility remaining after 2023-24
- Played three seasons at Wisconsin, including last season where he played in 35 games and started 18.
- Averaged 3.0 points per game, playing 722 total minutes with just eight turnovers on the year.
- His career-high scoring game came at Northwestern on January 23.
- His dad and twin brother played / currently play in the NBA.



10 DARIUS BURFORD

6-0 // 175 // G // SR
Bolingbrook, Ill.
Bolingbrook HS / Elon

	GP/GS	PPG	RPG	APG	FG%	3FG%	FT%
Season	11/10	13.7	2.5	1.4	.448	.225	.833
Career	93/80	12.4	3.6	2.3	.465	.331	.772
Career Highs	Pts: 31	Reb: 12	Ast: 8	Stl: 4	Blk: 1		

- Has one season of eligibility remaining after 2023-24
- Finished 14th in the MVC last season in scoring average, and finished eighth in field goal percentage.
- Has 50 games in his career in which he has scored in double-figures, including 23 times last season in 31 total games.
- Earned All-CAA Third Team honors in 2022 and was named to the CAA All-Rookie Team in 2021.



11 JOHNNY KINZIGER

5-11 // 165 // G // FR
De Pere, Wis.
De Pere HS

	GP/GS	PPG	RPG	APG	FG%	3FG%	FT%
Season	12/0	7.3	1.6	1.1	.492	.441	.875
Career	12/0	7.3	1.6	1.1	.492	.441	.875
Career Highs	Pts: 14	Reb: 4	Ast: 3	Stl: 3	Blk: 1		

- Was the Wisconsin co-Mr. Basketball in 2022-23, helping De Pere HS to an undefeated State Title.
- Was a three-time First Team All-State honoree, as De Pere went 93-15 during his four seasons.
- Scored 2,134 career points, a De Pere record and the 30th-most in Wisconsin High School basketball history.



12 BRANDON LIEB

7-1 // 230 // F // Sr.
Deerfield, Ill.
Deerfield HS / Illinois

	GP/GS	PPG	RPG	APG	FG%	3FG%	FT%
Season	12/6	4.1	4.3	0.6	.348	.182	.750
Career	43/6	1.8	1.9	0.3	.400	.182	.643
Career Highs	Pts: 8	Reb: 12	Ast: 2	Stl: 1	Blk: 3		

- Played in 31 games while at the University of Illinois, scoring 27 points
- Scored a career-high four points on four different occasions.
- At 7-1, he is the tallest player in Illinois State men's basketball history.
- Blocked two shots against Syracuse on November 29, 2022 for his career-high.



13 TY BLAKE

6-4 // 190 // G // FR
Normal, Ill.
University HS

	GP/GS	PPG	RPG	APG	FG%	3FG%	FT%
Season	1/0	0.0	0.0	0.0	-	-	-
Career	1/0	0.0	0.0	0.0	-	-	-
Career Highs	Pts: 0	Reb: 0	Ast: 0	Stl: 0	Blk: 0		

- Named Honorable Mention All-State in 2022-23
- All-CSB in 2022-23, as he helped University HS to a 13-5 conference record.
- Is the first Redbird player from University High School since Illinois State Percy Family Hall of Fame member Tom Taulbee from the 1966-69 era.
- His Father (Terry) and mother (Morgan) each attended and met at Illinois State.



14 NIK STADELMAN

6-0 // 180 // G // SR
Rockford, Ill.
Guilford HS

	GP/GS	PPG	RPG	APG	FG%	3FG%	FT%
Season	2/0	1.5	0.5	0.0	.500	.500	-
Career	22/0	0.2	0.2	0.0	.100	.143	.286
Career Highs	Pts: 3	Reb: 2	Ast: 3	Stl: 1	Blk: 0		

- Has one season of eligibility remaining after 2023-24
- Has played in 20 games during his career, including eight last season with the Redbirds.
- Dished out his career-high of three assists against Greenville on December 2, 2020.
- Has scored against both Greenville and Belmont this past season.
- Picked up his first collegiate steal on February 22 at Drake.



22 KENDALL LEWIS

6-8 // 210 // F // 5th
Snellville, Ga.
Shiloh HS / Appalachian State

	GP/GS	PPG	RPG	APG	FG%	3FG%	FT%
Season	11/7	8.8	5.6	0.9	.615	.364	.763
Career	118/91	9.2	5.5	1.2	.487	.294	.741
Career Highs	Pts: 24	Reb: 14	Ast: 4	Stl: 4	Blk: 3		

- 2023-24 is his final season of eligibility
- Averaged 10.9 points and a team-best 7.3 rebounds per game in 2022-23.
- Ranked third in the MVC in rebounds per game.
- Was one of 17 players in the country in 2022-23 with at least 45 assists, 45 steals, 24 blocked shots, and 350 points.
- In 2021-22 was one of 28 players in the country with 33 assists, 32 blocks, and 38 steals.



23 HAROUNA SISSOKO

6-7 // 217 // F // r-SR
Kayes, Mali
Grand View Christian HS

	GP/GS	PPG	RPG	APG	FG%	3FG%	FT%
Season	7/0	1.3	1.1	0.0	.286	.000	.833
Career	74/24	2.7	2.0	0.2	.537	.219	.689
Career Highs	Pts: 21	Reb: 10	Ast: 2	Stl: 2	Blk: 2		

- Has one season of eligibility remaining after 2023-24
- Played for the Mali National Team at the 2023 FIBA Olympic Pre-Qualifying Tournament in Lagos, Nigeria.
- Scored 21 points (5-7 3FG) with 5 rebounds, 3 assist, 3 steals and a block as Mali went 1-2 over its three games.
- Scored a career-high 21 points as a freshman against Greenville as he made all nine of his field goal tries.




35 CHASE WALKER

6-9 // 290 // F // FR
Columbus, Ohio
St. Charles Prep

	GP/GS	PPG	RPG	APG	FG%	3FG%	FT%
Season	0/0	0.0	0.0	0.0	-	-	-
Career	0/0	0.0	0.0	0.0	-	-	-
Career Highs	Pts: 0	Reb: 0	Ast: 0	Stl: 0	Blk: 0		

- Is redshirting the 2023-24 season.
- Named the OHSAA Division I District 10 Player of the Year.
- Ended career ranked third in school history in points and rebounds.
- Was named Special Mention Division I All-State after averaging 19.5 points per game.
- Named to District 10 Super Team.
- Named Special Mention All-State as a junior.



50 RYAN SCHMITT

6-11 // 220 // F // 5th
Des Moines, Iowa
Van Meter HS / DMACC

	GP/GS	PPG	RPG	APG	FG%	3FG%	FT%
Season	2/0	3.0	0.0	0.0	.400	.000	1.000
Career	47/7	2.6	2.0	0.3	.554	.250	.486
Career Highs	Pts: 10	Reb: 6	Ast: 2	Stl: 2	Blk: 3		

- 2023-24 is his final season of eligibility
- Played in 13 games during the 2022-23 season with two starts.
- Scored 16 points with 14 rebounds.
- Played in 32 games during the 2021-22 season with five starts.
- Scored a career-high 10 points on February 5 against Southern Illinois.
- NCCAA All-Region in 2020-21.