



ZAGS

2 FINAL FOURS | 13 SWEET 16 APPEARANCES | 25 NCAA TOURNAMENT APPEARANCES | 26 WCC REGULAR SEASON TITLES | 21 WCC TOURNAMENT TITLES

GAME 24

Gonzaga Bulldogs (17-6, 8-2) at #17/15 Kentucky Wildcats (16-6, 6-4 SEC)
 February 10 | 1 p.m. PT | Lexington, Ky. | Rupp Arena
TELEVISION: CBS (Brad Nessler, Bill Raftery, and Jay Wright)
RADIO: Gonzaga Sports Properties (Tom Hudson and Adam Morrison)
SERIES INFO: This is the third all-time meeting between Gonzaga and Kentucky. The series is split with Kentucky winning the first meeting and the Zags winning last season's matchup.
FIRST MEETING: The Wildcats beat Gonzaga 80-72 in the 2002 Maui Invitational.
LAST MEETING: Last season, No. 2 Gonzaga beat No. 4 Kentucky in Spokane, 88-72.

GONZAGA	PPG	RPG	APG	17-6	Overall Record	16-6
Graham Ike	15.0	7.3	0.9	84.7	Points Per Game	89.7
Anton Watson	14.8	7.6	2.7	67.6	Opponent's PPG	78.3
Nolan Hickman	13.0	2.1	2.5	50.7%	FG Percentage	49.2%
Ryan Nembhard	12.4	3.7	5.8	39.4%	Opponent's FG%	42.0%
Braden Huff	10.8	4.2	0.7	33.9%	3PT Percentage	41.1%
				31.5%	Opponent's 3PT%	32.6%
				69.7%	FT Percentage	74.6%
				40.7	Rebounds Per Game	39.0
				32.0	Opponent Rebs PG	37.5
				16.0	Assists Per Game	18.1
				10.4	Turnovers Per Game	9.9
				7.3	Steals Per Game	7.8
				3.7	Blocks Per Game	5.9
				26	NET Ranking	23

LAST 5 GAMES

- W, 96-64, Portland (Feb. 7)
- L, 62-64, Saint Mary's (Feb. 3)
- W, 92-58, LMU (Jan. 30)
- W, 82-73, Pacific (Jan. 27)
- W, 77-72, San Francisco (Jan. 25)

HEAD COACH

Mark Few (705-141) 25th year

KENTUCKY	PPG	RPG	APG	16-6
Antonio Reeves	19.7	4.3	1.7	
Rob Dillingham	15.5	3.0	4.1	
Tre Mitchell	12.3	7.6	3.1	
Reed Sheppard	12.0	4.3	4.2	
D.J. Wagner	12.0	1.9	3.7	

LAST 5 GAMES

- W, 109-77, Vanderbilt (Feb. 6)
- L, 92-103, Tennessee (Feb. 3)
- L, 91-94, Florida (Jan. 31)
- W, 63-57, Arkansas (Jan. 27)
- L, 62-79, South Carolina (Jan. 23)


HEAD COACH

John Calipari (848-259) 32nd year

THE TIPOFF

- Gonzaga travels to Kentucky for the first time for a matchup with the No. 17 Wildcats Saturday at 1 p.m. PT. This will be the third all-time meeting between the programs, with the series split. Kentucky won the first meeting in the 2002 Maui Invitational, and the Bulldogs won last season's matchup in the Spokane Arena.
- The Bulldogs are coming off a 96-64 win over Portland Wednesday in Spokane. Braden Huff scored 25 points, Anton Watson added 20, Nolan Hickman had 12 points and shot 4 for 6 from beyond the arc and Ryan Nembhard had 10 points and a game-high six assists with no turnovers. GU jumped out to a 19-1 lead and led by 37 late.
- The Zags are 12-0 this season when scoring 80 points and 12-0 when shooting 50 percent from the field.
- Gonzaga leads the West Coast Conference in field goal percentage (50.7, 5th in NCAA Div. 1), scoring margin (17.1, 4th in NCAA Div. 1), rebounds per game (40.7, 16th in NCAA Div. 1), and scoring (84.7, 12th NCAA Div. 1).
- Ryan Nembhard leads the conference dishing out 5.8 assists per game and assist-to-turnover ratio (2.66).
- Head Coach Mark Few reached the 700 win plateau in his head coaching career at Pepperdine. Few ranks second in NCAA Div. 1 history behind Kentucky's Adolph Rupp (700-136) as the fastest to 700 wins.
- Few currently boasts the best winning percentage among active head coaches at 83.3 percent, which also is the best in NCAA Div. 1 all-time with a minimum of 10 seasons.
- The Bulldogs have won 159 straight games when leading by 10 or more points at halftime.
- Anton Watson moved to No. 2 in program history with 199 steals in his career, trailing only John Stockton.

PROBABLE STARTERS (Based on previous game)



O NEMBHARD	33 GREGG	11 HICKMAN	13 IKE	22 WATSON
MIN -- 34.9	MIN -- 20.9	MIN -- 34.4	MIN -- 22.4	MIN -- 29.7
PPG -- 12.4	PPG -- 8.3	PPG -- 13.0	PPG -- 15.0	PPG -- 14.8
FG% -- 43.3	FG% -- 50.4	FG% -- 44.6	FG% -- 60.4	FG% -- 60.9
AST -- 5.78	3FG% -- 33.9	3FG% -- 38.1	FT% -- 76.3	3FG% -- 44.4
AST/TO -- 2.66	RPG -- 5.7	RPG -- 2.1	RPG -- 7.3	RPG -- 7.6
STL -- 1.13	STL -- 1.13	AST -- 2.52	BLK -- 0.57	STL -- 1.61



2023-24 SCHEDULE/RESULTS (R: 10-2; A: 3-2; N: 4-2)

Date	GU Rank	Opp Rank	Opponent	TV	Time/Result
NOVEMBER					
3	11/12	-/-	# LEWIS-CLARK STATE	KHQ	W, 96-58
10	11/12	-RV	YALE	KHQ/ROOT	W, 86-71
14	11/12	-/-	EASTERN OREGON	KHQ/ROOT PLUS	W, 123-57
20	11/10	2/2	% vs. Purdue	ESPN2	L, 63-73
21	11/10	-/-	% vs. Syracuse	ESPN2	W, 76-57
22	11/10	RV/24	% vs. UCLA	ESPN2	W, 69-65
28	11/10	-/-	CSU BAKERSFIELD	KHQ/ROOT PLUS	W, 81-85
DECEMBER					
2	11/10	RV/RV	@ vs. USC	ESPN	W, 89-76
5	7/8	-/-	ARKANSAS PINE BLUFF	KHQ/ROOT PLUS	W, 111-71
9	7/8	-/-	at Washington	ESPN2	L, 73-78
11	10/13	-/-	MISSISSIPPI VALLEY ST	KHQ/ROOT PLUS	W, 78-40
15	10/13	5/5	& vs. UConn	ESPN2	L, 63-76
20	15/16	-/-	JACKSON STATE	KHQ/ROOT	W, 100-76
29	13/16	RV/RV	SAN DIEGO STATE	ESPN2	L, 74-84
JANUARY					
4	24/25	-/-	* + PEPPERDINE	KHQ/ROOT PLUS	W, 86-60
6	24/25	-/-	* SAN DIEGO	KHQ/ROOT	W, 101-74
11	23/21	-/-	* at Santa Clara	ESPN	L, 76-77
18	RV/RV	-/-	* at Pepperdine	KHQ/ROOT PLUS	W, 86-61
20	RV/RV	-/-	* at San Diego	KHQ/ROOT	W, 105-63
25	RV/RV	RV/-	* SAN FRANCISCO	ESPN2	W, 77-72
27	RV/RV	-/-	* at Pacific	KAYU/ROOT	W, 82-73
30	RV/RV	-/-	* LOYOLA MARYMOUNT	ESPN	W, 92-58
FEBRUARY					
3	RV/RV	RV/RV	* SAINT MARY'S	ESPN	L, 62-64
7	RV/RV	-/-	* PORTLAND	CBS Sports Net	W, XX-XX
10	RV/RV	17/15	at Kentucky	CBS	1 p.m.
15	-/-	-/-	* at Loyola Marymount	CBS Sports Net	6 p.m.
17	-/-	-/-	* PACIFIC	KHQ/ROOT	6 p.m.
22	-/-	-/-	* at Portland	KHQ/ROOT	6 p.m.
24	-/-	-/-	* SANTA CLARA	ESPN or ESPN2	7 p.m.
29	-/-	-/-	*^ at San Francisco	ESPN2	8 p.m.
MARCH					
2	-/-	-/-	* at Saint Mary's	ESPN	7 p.m.
7-12			! WCC Championships	ESPN Networks	

Pacific times and HOME GAMES are in all caps
 # Exhibition game
 % Maui Invitational (Honolulu - Stan Sheriff Center)
 @ Legends of Basketball Las Vegas Invitational (MGM Grand Arena)
 & Continental Tire Seattle Tip-Off (Climate Pledge Arena)
 * West Coast Conference game
 + Game Played at Spokane Arena
 ^ Game Played at Chase Center
 ! WCC Championships - Las Vegas (Orleans Arena)

ZAG STAT













18 The Bulldogs are 18-11 all-time versus current members from the Southeastern Conference, including a 100-90 win over No. 4 Alabama in Birmingham in the last meeting with the SEC last season on Dec. 17. The Zags have won eight of its last 10 games against current SEC opponents.

ON THIS DATE

Feb. 10, 2015
 Kyle Wiltjer scored 29 points and made a pair of 3-pointers in a key second-half run that helped No. 2 Gonzaga win its 17th straight, 81-70 over San Francisco. Kevin Pangos added 17 points and Byron Wesley had 12 for the Bulldogs, who are off to the best start in school history at 24-1. The game was tied at 38 at halftime.
 - Gonzaga is 11-7 all-time on Feb. 10



2023-24 PLAYER NOTES

	0 Ryan Nembhard G 6-0 175 Jr. Aurora, Ont. Creighton Sociology <i>pronounced NIM-hard</i>	PPG 23-24 12.4 WCC 12.6 CAREER 11.9 22-23 12.1 23BE 12.3	RPG 3.7 3.2 3.6 4.0 4.9	APG 5.8 5.9 4.9 4.8 4.3	SPG 1.1 1.5 1.0 0.7 0.8	BPG 0.0 0.0 0.1 0.1 0.1	FG% 43.3 48.9 42.3 43.2 45.0	3FG% 30.6 50.0 33.0 35.6 33.3	FT% 73.9 60.0 79.0 87.1 86.8	Season Highs: Points: 22-CSU Bakers. (11/28/23) Rebounds: 7-Arkansas-PB (12/5/23) Assists: 12-at San Diego (1/20/24) Made 3s: 4-vs. San Diego (1/16/24)	Career Highs: Points: 30-Baylor (3/19/23) Rebounds: 11- 2x, last at DePaul (3/4/23) Assists: 12- 2x, last at USD (1/20/24) Made 3s: 4- 4x, San Diego (1/16/24)	2022-23 Preseason Second Team All-BIG EAST ... 2022 Maui Invitational All-Tournament Team ... 2022-23 Cousy Point Guard Award Watch List ... 2021-22 Big East Freshman of the Year ... 2021 Paradise Jam All-Tournament Team ... guided Canada to a bronze medal at the FIBA U19 Basketball World Cup in 2021
	2 Steele Venters G 6-7 195 R.Jr. Ellensburg, Wash. Eastern Washington Organizational Leadership	PPG 23-24 0.0 24WCC 0.0 CAREER 15.3 22-23 13.5 23BS 13.0	RPG 0.0 0.0 3.0 2.8 3.0	APG 0.0 0.0 1.6 1.5 1.6	SPG 0.0 0.0 0.7 0.8 0.6	BPG 0.0 0.0 0.5 0.4 0.4	FG% 0.0 0.0 45.4 45.7 45.7	3FG% 0.0 0.0 40.3 37.1 41.0	FT% 0.0 0.0 84.6 84.5 87.7	Season Highs: Points: Rebounds: Assists: Made 3s:	Career Highs: Points: 33- ND State (12/3/22) Rebounds: 9- at Idaho State (2/24/22) Assists: 6- Walla Walla (11/15/21) Made 3s: 6- Southern Utah (12/2/21)	2022-23 Big Sky MVP ... 2022-23 1st Team All-Big Sky ... 2022-23 Big Sky All-Academic Team ... 2021-22 2nd Team All-Big Sky ... 1,130 career points ... 31 20-point games ... Averaged 23 points, eight rebounds and five assists per game as a senior in high school ... 1st team 2A All-State selection as a junior avg'd 26 points per game
	3 Luka Krajnović G 6-5 185 Fr. Zagreb, Croatia Sport Management <i>pronounced cry-nah-vitch</i>	PPG 23-24 3.7 WCC 4.3 CAREER 3.7	RPG 1.8 1.7 1.8	APG 0.8 0.3 0.8	SPG 0.6 0.3 0.6	BPG 0.0 0.0 0.0	FG% 50.0 62.5 50.0	3FG% 33.3 50.0 33.3	FT% 70.0 100 70.0	Season Highs: Points: 7-2x, last Ark.-PB (12/5/23) Rebounds: 4-Eastern Ore. (11/14/23) Assists: 3-Arkansas-PB (12/5/23) Made 3s: 1-Eastern Ore. (11/14/23)	Career Highs: Points: 7-2x, last Ark.-PB (12/5/23) Rebounds: 4-Eastern Ore. (11/14/23) Assists: 3-Arkansas-PB (12/5/23) Made 3s: 1-Eastern Ore. (11/14/23)	Croatia-Premier Liga Most Valuable Player of Year and First Team All-League ... played Bosco in the Croatian Premier League, Krajnovic averaged 17.6 points, while shooting 52.7 percent from the field ... led the league with the most total points... 2022 Under-18 Euro Championship A, Krajnovic averaged 13.1 points in seven games for Croatia
	4 Dusty Stromer G 6-6 192 Fr. Sherman Oaks, Calif. Notre Dame Psychology	PPG 23-24 5.5 WCC 4.2 CAREER 5.5	RPG 3.9 3.2 3.9	APG 1.4 1.2 1.4	SPG 0.7 0.7 0.7	BPG 0.5 0.5 0.5	FG% 33.3 30.8 33.3	3FG% 32.9 33.3 32.9	FT% 86.2 80.0 86.2	Season Highs: Points: 15-USC (12/2/23) Rebounds: 8-UCLA (11/22/23) Assists: 5-2x, last at USD (1/20/24) Made 3s: 4-USC (12/2/23)	Career Highs: Points: 15-USC (12/2/23) Rebounds: 8-UCLA (11/22/23) Assists: 5-2x, last at USD (1/20/24) Made 3s: 4-USC (12/2/23)	Led HS to CIF D1 title by averaging 17.3 ppg, 5.4 rpg, 2.2 apg and 1.2 spg a senior ... A repeat selection to the L.A. Times All-Star Team and all-CIFSS open division team ... four-star recruit according to ESPN and 247Sports. He ranks as the 34th top recruit in his class on ESPN 100 ... avg'd 20.2 ppg, 6.6 rpg and 1.4 spg as junior
	11 Nolan Hickman G 6-2 183 Jr. Seattle, Wash. Wasatch Academy Sport Management	PPG 23-24 13.0 WCC 14.0 CAREER 8.1 22-23 7.7 23WCC 7.6	RPG 1.5 2.0 2.0 2.3 2.6	APG 2.5 2.6 2.3 1.0 1.0	SPG 1.3 1.6 0.9 0.3 0.3	BPG 0.4 0.4 0.3 0.4 0.3	FG% 44.6 45.9 43.5 42.0 42.4	3FG% 38.1 40.9 35.3 35.4 30.6	FT% 82.9 72.2 79.3 81.3 70.6	Season Highs: Points: 24-vs. LMU (1/30/24) Rebounds: 5-MVST (12/11/23) Assists: 5-3x, last vs. LMU (1/30/24) Made 3s: 4-2x, last vs. LMU (1/30/24)	Career Highs: Points: 24-vs. LMU (1/30/24) Rebounds: 7-Kent State (12/5/22) Assists: 8- Baylor (12/2/22) Made 3s: 5- vs. Chicago State (3/11/23)	Seven 5+ assist games last season ... played in all 32 as a freshman ... 2021-22 WCC All-Freshman Team ... 24th-ranked player in the Class of 2021 ... Named a McDonald's All-American and the Utah player of the year by MaxPreps ... averaged 16 points, 3.3 assists and 2.5 rebounds per game as HS senior.
	13 Graham Ike F 6-9 240 R.Jr. Aurora, Colo. Wyoming Economics-Arts <i>pronounced Eek-kay</i>	PPG 23-24 15.0 WCC 15.5 CAREER 16.5 21-22 19.5 22MW 20.3	RPG 7.3 6.2 8.1 9.6 10.6	APG 0.9 0.8 1.1 1.3 1.2	SPG 0.7 0.4 0.6 0.7 0.6	BPG 0.6 0.7 0.4 0.3 0.5	FG% 60.4 61.6 54.7 51.0 49.0	3FG% 38.5 50.0 32.0 27.3 25.0	FT% 76.3 80.0 72.5 71.6 74.4	Season Highs: Points: 25-Eastern Ore. (11/14/23) Rebounds: 14-Syracuse (11/21/23) Assists: 3-Eastern Ore. (11/14/23) Blocks: 2-2x, last San Diego (1/16/24)	Career Highs: Points: 35-Denver (12/2/21) Rebounds: 18- at San Jose State (2/13/22) Assists: 3-5x, last EDU (11/14/23) Blocks: 2-4x, last San Diego (1/16/24)	Sat out 2022-23 season with injury ... 2022-23 Preseason Mountain West Player of the Year ... 2022-23 First Team All-MW by the media and Second Team by the coaches ... ranked 2nd in MW in scoring and rebounding ... avg'd 11.2 ppg and 5.4 rpg as a freshman in 12 games with seven starts ... 3-star recruit in high school.
	14 Pavle Stosic F 6-9 215 Fr. Niš, Serbia Sport Management <i>pronounced paw-vlay stow-sitch</i>	PPG 23-24 1.0 WCC 0.0 CAREER 1.0	RPG 0.8 0.6 0.8	APG 0.2 0.2 0.2	SPG 0.1 0.2 0.1	BPG 0.3 0.0 0.3	FG% 33.3 0.0 33.3	3FG% 0.0 0.0 0.0	FT% 0.0 0.0 0.0	Season Highs: Points: 4-Arkansas-PB (12/5/23) Rebounds: 3-Arkansas-PB (12/5/23) Assists: 1-2x, last San Diego (1/16/24) Blocks: 2-Eastern Ore. (11/14/23)	Season Highs: Points: 4-Arkansas-PB (12/5/23) Rebounds: 3-Arkansas-PB (12/5/23) Assists: 1-2x, last San Diego (1/16/24) Blocks: 2-Eastern Ore. (11/14/23)	Played with the Serbian Top 18 national team in the European Top 18 Challengers tournament in 2021 ... scored 33 points in 5 games, while grabbing 4.2 rpg ... appeared in 8 games in two Adidas Next Generation tournaments in Italy and Turkey with Zaragoza U18 ... also a member of Casademont Zaragoza in the Champions League.
	21 Jun Seok Yeo F 6-8 215 So. Seoul, Korea Korea Univ. Sport Management <i>pronounced JUNE Suh-k YO</i>	PPG 23-24 2.7 WCC 1.9 CAREER 2.7	RPG 1.5 1.1 1.5	APG 0.3 0.1 0.3	SPG 0.1 0.3 0.1	BPG 0.3 0.1 0.3	FG% 42.9 38.5 42.9	3FG% 15.0 0.0 15.0	FT% 66.7 75.0 66.7	Season Highs: Points: 10-Arkansas-PB (12/5/23) Rebounds: 7-Eastern Or. (11/14/23) Assists: 4-Eastern Ore. (11/14/23) Made 3s: 2-MVST (12/11/23)	Season Highs: Points: 10-Arkansas-PB (12/5/23) Rebounds: 7-Eastern Or. (11/14/23) Assists: 4-Eastern Ore. (11/14/23) Made 3s: 2-MVST (12/11/23)	Attended the NBA Global Academy in Australia, graduated from Yongsan High School ... at 2021 FIBA U-19 World Cup in Latvia, Yeo avg'd a tournament-high 25.6 ppg, and 10.6 rpg which was 2nd in the event ... helped Korea's senior national team qualify for the FIBA Asia Cup 2021 avg'd 12.3 ppg and 4 rpg with national team
	22 Anton Watson F 6-8 228 Gr. Spokane, Wash. Gonzaga Prep Organizational Leadership	PPG 23-24 14.8 WCC 15.5 CAREER 9.2 22-23 11.1 23WCC 12.9	RPG 7.6 7.6 5.1 6.2 6.2	APG 2.7 2.9 1.9 2.4 2.4	SPG 1.6 1.7 1.4 1.8 2.0	BPG 0.5 0.5 0.5 0.7 0.4	FG% 60.9 69.2 59.5 60.8 64.8	3FG% 44.4 42.9 30.4 33.3 35.3	FT% 62.5 62.2 61.8 54.8 54.8	Season Highs: Points: 32-2x, last vs. SCU (1/11/24) Rebounds: 13-2x, CSUB (11/18/23) Assists: 6-Jackson St. (12/20/23) Blocks: 1-10x, last vs. LMU (1/30/24)	Career Highs: Points: 32-2x, last vs. SCU (1/11/24) Rebounds: 13-4x, CSUB (11/18/23) Assists: 8- Pepperdine (12/31/22) Blocks: 3- Northwestern State (12/20/21)	2022-23 Honorable Mention All-WCC ... 2nd in WCC at 66.0 2pt% ... Finished fifth in the WCC for steals per game at 1.3 and totaled 40 steals ... played in all 32 games as sophomore, making 17 starts ... appeared in 15 games as a freshman ... ranked 46th on 247 Sports and was a four-star recruit of Spokane's Gonzaga Prep
	25 Colby Brooks F 6-7 215 R.Jr. Los Angeles, Calif. Loyola HS Communication Studies	PPG 23-24 1.6 WCC 1.4 CAREER 2.1 22-23 2.6 23WCC 2.5	RPG 1.7 1.0 1.4 1.0 0.8	APG 0.1 0.0 0.1 0.3 0.0	SPG 0.0 0.0 0.1 0.3 0.0	BPG 0.0 0.0 0.0 0.0 0.0	FG% 38.5 54.2 72.7 50.0 80.0	3FG% 50.0 33.3 50.0 50.0 0.0	FT% 80.0 66.7 50.0 50.0 66.7	Season Highs: Points: 5-at San Diego (1/20/24) Rebounds: 7-Eastern Or. (11/14/23) Assists: 1-Arkansas-PB (12/5/23) Blocks:	Career Highs: Points: 7- Eastern Oregon (12/28/22) Rebounds: 7- Eastern Or. (11/14/23) Assists: 1-Arkansas-PB (12/5/23) Made 3s: 1- Eastern Oregon (12/28/22)	Appeared in 8 games last season, a total of 22 minutes ... In high school avg'd 16 ppg and 8 rpg as a senior ... named All-Mission League Second Team as a senior ... was a first team selection to the All-Tournament team in three different tournaments ... avg'd 10 ppg and 5 rpg as a junior ... AAU basketball with BTI Elite.
	33 Ben Gregg F 6-10 230 Jr. Clackamas, Ore. Clackamas Sport Management	PPG 23-24 8.3 WCC 9.8 CAREER 4.6 22-23 5.1 23WCC 5.5	RPG 5.7 7.2 3.1 3.0 3.2	APG 1.0 1.7 0.6 0.7 0.8	SPG 1.0 1.2 0.5 0.5 0.4	BPG 0.6 0.7 0.7 0.7 0.7	FG% 50.4 50.0 47.9 50.4 50.7	3FG% 33.9 31.1 34.7 37.7 33.3	FT% 77.6 75.9 72.7 76.2 64.7	Season Highs: Points: 22-vs. San Diego (1/16/24) Rebounds: 11-at USD (1/20/24) Assists: 5-at San Diego (1/20/24) Made 3s: 2-5x, last vs. USF (1/25/24)	Career Highs: Points: 22-vs. San Diego (1/16/24) Rebounds: 11-at USD (1/20/24) Assists: 5-at San Diego (1/20/24) Blocks: 3-3x, last vs. LMU (1/30/24)	Appeared in 17 games in 2021-22 ... graduated early, joined Zags as a freshman in 2020-21 ... Played in 18 games for GU in 2020-21 ... No. 29 recruit in ESPN's top 100 in 2020-21 ... as HS junior Oregon Gatorade Player of the Year, after averaging 21.1 points, 9.3 rebounds and 3.3 assists per game
	34 Braden Huff F 6-10 242 R.Fr. Glen Ellyn, Ill. Glenbard West Undeclared Business	PPG 23-24 10.8 WCC 11.2 CAREER 10.8	RPG 4.2 4.2 4.2	APG 0.7 1.0 0.7	SPG 0.3 0.1 0.3	BPG 0.6 0.6 0.6	FG% 61.6 61.7 61.6	3FG% 34.7 31.8 34.7	FT% 45.5 45.5 45.5	Season Highs: Points: 26-at San Diego (1/20/24) Rebounds: 9-2x, Jack. St. (12/20/23) Assists: 3-vs. San Diego (1/16/24) Made 3s: 3-Syracuse (11/21/23)	Season Highs: Points: 26-at San Diego (1/20/24) Rebounds: 9-2x, Jack. St. (12/20/23) Assists: 3-vs. San Diego (1/16/24) Made 3s: 3-Syracuse (11/21/23)	Redshirted last season ... Four-star recruit according to ESPN and 247Sports ... Named Mr. Basketball in Illinois as senior ... averaged 16.4 points, 5.7 rebounds, 3.2 assists and 1.3 steals while shooting 61% from the field as a senior ... led Glenbard West to the Illinois 4A title ... 17.5 ppg, 6.5 rpg, 2.8 apg and 1.5 blocks as a junior

GENERAL

Location..... Spokane, Wash.
Founded..... 1887
Total Enrollment 7,253
Undergraduate 5,093
Master's Students 1,407
Doctoral Students..... 255
Law Students 498
Campus Size 152 acres
Nickname..... Bulldogs
Colors Navy and white
Conference West Coast (WCC)

ADMINISTRATION

President Dr. Thayne M. McCulloh
Alma Mater..... Gonzaga '89
Athletic Director Chris Standiford
Alma Mater..... Gonzaga '91
Athletic Phone (509) 313-4202
Ticket Office Phone (509) 313-6000

SPORTS INFORMATION

Asst. AD/Communications (MBB) Barrett Henderson
Office Phone..... (509) 313-4288
Cell Phone..... (541) 805-5687
Email hendersonb@gonzaga.edu
SID Mailing Address
..... Gonzaga Athletics
..... 502 E. Boone Ave.
..... Spokane, WA 99258-0066
Web Site..... www.GoZags.com
Twitter @ZagMBB
Instagram @ZagMBB
Facebook /ZagMBB

RADIO INFORMATION

Gonzaga Sports Properties
Contact Mark Livingston
Address
..... Gonzaga Athletics
..... 502 E. Boone Ave.
..... Spokane, WA 99258-0066
Phone (509) 313-5729
Play-by-Play Announcer Tom Hudson
Email tomhudson@icloud.com
Analyst Adam Morrison

MCCARTHEY ATHLETIC CENTER

Year Opened 2004
Capacity 6,000
Consecutive sellouts 294 (11/19/04-present)
Straight sellouts overall 316 (since 11/8/01)
Record 276-18 (.941)
Undefeated seasons (last) 7 (2021-22)
Conference Record..... 147-8 (.947)
Undefeated seasons (last) 12 (2021-22)

2023-24 ROSTER

NUMERICAL ROSTER

No.	Name	Pos.	Ht.	Wt.	Yr.	Hometown/High School/College
0	Ryan Nembhard	G	6-0	175	JR	Aurora, ON/Montverde/Creighton
2	Steele Venters	G	6-7	195	RJR	Ellensburg, WA/Ellensburg/Eastern Washington
3	Luka Krajnović	G	6-5	185	FR	Zagreb, Croatia
4	Dusty Stromer	G	6-6	192	FR	Sherman Oaks, CA/Notre Dame
10	Joaquim ArauzMoore	G	6-1	170	FR	Ross, CA/Branson
11	Nolan Hickman	G	6-2	183	JR	Seattle, WA/Wasatch Academy
13	Graham Ike	F	6-9	240	RJR	Aurora, CO/Overland/Wyoming
14	Pavle Stosic	F	6-9	215	FR	Niš, Serbia
15	Joe Few	G	6-0	170	RSO	Spokane, WA/Gonzaga Prep
21	Jun Seok Yeo	F	6-8	215	SO	Seoul, South Korea/NBA Global Academy/Yongsan/Korea U.
22	Anton Watson	F	6-8	228	GR	Spokane, WA/Gonzaga Prep
25	Colby Brooks	F	6-7	215	RJR	Los Angeles, CA/Loyola
33	Ben Gregg	F	6-10	230	JR	Clackamas, OR/Clackamas
34	Braden Huff	F	6-10	242	RFR	Glen Ellyn, IL/Glenbard West

ALPHABETICAL ROSTER

No.	Name	Pos.	Ht.	Wt.	Yr.	Hometown/High School/College
10	Joaquim ArauzMoore	G	6-1	170	FR	Ross, CA/Branson
25	Colby Brooks	F	6-7	215	RJR	Los Angeles, CA/Loyola
15	Joe Few	G	6-0	170	RSO	Spokane, WA/Gonzaga Prep
33	Ben Gregg	F	6-10	230	JR	Clackamas, OR/Clackamas
11	Nolan Hickman	G	6-2	183	JR	Seattle, WA/Wasatch Academy
34	Braden Huff	F	6-10	242	RFR	Glen Ellyn, IL/Glenbard West
13	Graham Ike	F	6-9	240	RJR	Aurora, CO/Overland/Wyoming
3	Luka Krajnović	G	6-5	185	FR	Zagreb, Croatia
0	Ryan Nembhard	G	6-0	175	JR	Aurora, ON/Montverde/Creighton
14	Pavle Stosic	F	6-9	215	FR	Niš, Serbia
4	Dusty Stromer	G	6-6	192	FR	Sherman Oaks, CA/Notre Dame
2	Steele Venters	G	6-7	195	RJR	Ellensburg, WA/Ellensburg/Eastern Washington
22	Anton Watson	F	6-8	228	GR	Spokane, WA/Gonzaga Prep
21	Jun Seok Yeo	F	6-8	215	SO	Seoul, South Korea/NBA Global Academy/Yongsan/Korea U.

COACHING STAFF

Head Coach: Mark Few (25th Season), Oregon, 1987
Assistant Coach: Brian Michaelson (11th Season), Gonzaga, 2005
Assistant Coach: R-Jay Barsh (First Season) Puget Sound, 2007
Assistant Coach: Stephen Gentry (Third Season), Gonzaga, 2006
Assistant Coach: Zach Norvell Jr. (First Season), Gonzaga, 2023
Assistant Coach - Director of Operations: Jorge Sanz (Sixth Season), Florida Atlantic, 2011
Video Coordinator: Kurt Baumbauer (Second Season), Gonzaga, 2017
Strength and Conditioning: Travis Knight (18th Season), Gonzaga, 2000
Athletic Trainer: Josh Therrien (Eighth Season), Washington State, 2007

PRONUNCIATION GUIDE

Gonzaga: Gone-ZAG-uh (Zag rhymes with "bag")
Graham IKE: Eek-kay
Luka KRAJNOVIC: cry-nah-vitch
JUN SEOK YEO: JUNE Suh-k YO
PAVLE STOSIC: paw-vlay stow-sitch

BREAKDOWN BY LOCATION

Washington (4): Few, Hickman, Venters, Watson
California (3): ArauzMoore, Brooks, Stromer
Colorado (1): Ike
Illinois (1): Huff
Oregon (1): Gregg
Ontario (1): Nembhard
Croatia (1): Krajnović
Serbia (1): Stosic
South Korea (1): Yeo

BREAKDOWN BY CLASS

Graduate (1): Watson
Junior (6): Brooks, Gregg, Hickman, Ike, Nembhard, Venters
Sophomore (2): Few, Yeo
Freshman (5): ArauzMoore, Huff, Krajnović, Stosic, Stromer



HEAD COACH - MARK FEW



NOTES

Gonzaga University head coach Mark Few has established himself as one of the most successful coaches in NCAA Division I basketball annals in his 24 seasons at the helm, and in the process has made Bulldog basketball a household name across the country. He served as an assistant coach at GU for 10 seasons prior to take the reins of the program. Few has put together one of the most dominating runs in NCAA history, especially in the West Coast Conference. The Zags have won or shared 22 regular season league titles in his 24 seasons (all but the 1999-2000 and 2011-12 season) and taken home the conference tournament championship 19 times. The Bulldogs won or shared 11 straight West Coast Conference regular-season titles from 2000-11 and from 2012-23, which are the third-best streaks all-time in the NCAA Division I ranks behind UCLA's 13 Pac-10 Conference titles from 1967-79 and Kansas's 14 Big 12 Conference titles from 2005-18. Few led Gonzaga to the national championship game in the program's first-ever Final Four in 2017, and again in the second Final Four in 2021. Under Few, GU has appeared in five Elite Eight appearances (2015, 2017, 2019, 2021 and 2023) and 12 Sweet 16 appearances (2000, '01, '06, '09, '15, '16, '17, '18, '19, '21, '22, '23). He has coached 21 All-Americans, nine Academic All-Americans, 98 all-conference selections, 17 WCC Players of the Year, 10 league newcomers of the year and nine league defenders of the year. Few has also cultivated NBA talent, including current NBA players in Domantas Sabonis, Kelly Olynyk, Zach Collins, Rui Hachimura, Brandon Clarke, Jalen Suggs, Corey Kispert, Chet Holmgren, Andrew Nembhard, Julian Strawther and Filip Petrushev. He also helped recruit and develop Dan Dickau, Richie Frahm, Adam Morrison, Jeremy Pargo, Elias Harris, Austin Daye, Rob Sacre, Ronny Turiaf, Kevin Pangos, Killian Tillie and Joel Ayayi, all NBA players. Morrison was the highest-drafted player in GU history when he was taken No. 3 overall by the Charlotte Bobcats in 2006, but Holmgren was taken second overall by the Oklahoma City Thunder in the 2022 draft.

Entering the 2023-24 Season, Few:

- Is the winningest active coach by percentage at .836 (688-135)
- Ranks second in winning percentage after 21 seasons at .828 (599-124), second after 22 seasons at .834 (630-125) and second after 23 seasons at .836 (657-129).
- Is in the Top 15 among active Division I coaches for most 20-win seasons with 24, never having won less than 20 games in a season ... Is first for most consecutive 20-win seasons for active coaches with 24

In December 2021, Few was named as an assistant coach for the USA men's national team. The coaching staff for the 2022-24 USA Basketball Men's National Team was announced when USA Basketball Men's National Team managing director Grant Hill officially named eight-time NBA championship Golden State Warriors head coach Steve Kerr to lead the USA Men's National Team. Additionally, Few, Miami Heat head mentor Erik Spoelstra and Los Angeles Clippers head coach Tyron Lue will complete the 2022-24 USA National Team coaching staff as assistant coaches. As an assistant coach, Few will help lead the USA National Team in 2022-24, which will include all USA Men's National Team training camps, the 2023 FIBA World Cup that was held in the Philippines, Japan, and Indonesia, and the 2024 Summer Olympic Games that are scheduled for July 26-Aug. 11 in Paris, France. Few was an assistant coach to the Team USA Select Team at the USA Basketball Men's National Team Training Camp in Las Vegas in 2021. Few served as an assistant coach with the 2019 Select Team and was one of nine assistants at the national team's 2018 minicamp in Las Vegas. He was the head coach for the United States team that took third place at the 2015 Pan American Games, and he was an assistant coach when the U.S. won a gold medal at the 2012 FIBA Americas U18 Tournament.

For all that Few has accomplished on the court, his achievements off of it are equally impressive. In 2002, Mark and his wife Marcy initiated the Spokane branch of Coaches vs Cancer. The Few's annual event would become the largest Coaches vs Cancer fundraiser across the country. Quietly and without fanfare, Few has created a culture of giving at Gonzaga. In 2007, Gonzaga began hosting the Ronald McDonald House Charities Classic. For six seasons, these annual games helped raise over \$750,000 for Spokane's Ronald McDonald House. Building on their success with Coaches vs Cancer, the Fews and others in the Spokane region launched the Community Cancer Fund in 2014 to keep more money in the local market while devoting more resources to cancer patients, their families and the local organizations that serve them. In the last six years, the Community Cancer Fund has raised over 17 million dollars bringing the total raised over 18 years between the organizations to well over 25 million dollars. Among the highlights, the charity established a 3-million-dollar endowment to fund Camp Good Times, a week-long summer camp for kids with cancer. And this year, the Community Cancer Fund worked to increase lodging options for cancer patients and their families traveling to the region for treatment, which included the completion and opening of a 5-million-dollar Hospitality Center at Kootenai Health and a campus expansion of Spokane's Ronald McDonald House.

HEAD COACH

Year	Overall		Conf.		WCC Finish	Post-Season
	W	L	W	L		
2024	17	6	7	2	-	-
2023	31	6	14	2	T-1st	NCAA Elite Eight
2022	28	4	13	1	1st	NCAA Sweet 16
2021	31	1	15	0	1st	NCAA Runner-Up
2020	31	2	15	1	1st	NCAA Canceled
2019	33	4	16	0	1st	NCAA Elite Eight
2018	32	5	17	1	1st	NCAA Sweet 16
2017	37	2	17	1	1st	NCAA Runner-Up
2016	28	8	15	3	T-1st	NCAA Sweet 16
2015	35	3	17	1	1st	NCAA Elite Eight
2014	29	7	15	3	1st	NCAA 3rd Round
2013	32	3	16	0	1st	NCAA 3rd Round
2012	26	7	13	3	2nd	NCAA 3rd Round
2011	25	10	11	3	T-1st	NCAA 3rd Round
2010	27	7	12	2	1st	NCAA 2nd Round
2009	28	6	14	0	1st	NCAA Sweet 16
2008	25	8	13	1	1st	NCAA 1st Round
2007	23	11	11	3	1st	NCAA 1st Round
2006	29	4	14	0	1st	NCAA Sweet 16
2005	26	5	12	2	1st	NCAA 2nd Round
2004	28	3	14	0	1st	NCAA 2nd Round
2003	24	9	12	2	1st	NCAA 2nd Round
2002	29	4	13	1	1st	NCAA 1st Round
2001	26	7	13	1	1st	NCAA Sweet 16
2000	26	9	11	3	2nd	NCAA Sweet 16
TOTAL	705	141	337	36		

ASSISTANT COACH

Year	Overall		Conf.		WCC Finish	Post-Season
	W	L	W	L		
1999	28	7	12	2	1st	NCAA Elite Eight
1998	24	10	10	4	1st	NIT - 2nd Round
1997	15	12	8	6	T-4th	
1996	21	9	10	4	T-1st	NIT
1995	21	9	7	7	4th	NCAA
1994	22	8	12	2	1st	NIT 2nd Round
1993	19	9	10	4	2nd	
1992	20	10	8	6	3rd	

GRADUATE ASSISTANT COACH

Year	Overall		Conf.		WCC Finish	Post-Season
	W	L	W	L		
1991	14	14	5	9	4th	
1990	8	20	3	11	8th	

WCC Regular-Season Titles (25)
2013-23; 2001-11; 1998-99; 1996; 1994
WCC Tournament Titles (21)
2020-23; 2013-18; 2009-11; 2004-07; 1999-02;95
WCC Tournament Championship Games (28)
1998-2023; 1995-96; 1992
NCAA Tournament Appearances (24)
1999-2023; 1995
NIT Appearances (3) 1998, 1996, 1994

ABOUT THE WILDCATS

- After a pair of home losses, Kentucky cruised to a 109-77 win at Vanderbilt in its last outing. The Wildcats finished 55.4 percent from the field and made 15 threes. Six Wildcats scored in double-digits led by Antonio Reeves' 24 points with six three-pointers. Rob Dillingham made four threes and had 20 points with nine assists. Aaron Bradshaw grabbed seven rebounds.
- Kentucky boasts the nation's top scoring offense at 89.7 points per game, and is No. 1 in three-point percentage at 41.1. The Wildcats made 10.2 shots from behind-the-arc per game which is 12th in the country.
- Kentucky is also fourth in NCAA Div. 1 in assist-to-turnover ratio (1.83) and seventh in blocks per game (6.0) and fastbreak points per game (16.45).
- Reeves is third in the SEC averaging 19.7 points per game, and is seventh in the nation shooting 44.4 percent from three-point range.
- Reed Sheppard is ninth in the country averaging 2.41 steals per game. He adds 12 points per game and a team-best 4.18 assists.
- Dillingham chips in 15.5 points per outing.
- Tre Mitchell grabs a team-high 7.6 rebounds per game, and scores 12.3 points per game.

SERIES INFO

- The third all-time meeting between GU and Kentucky.
- Last season, No. 2 Gonzaga beat No. 4 Kentucky in Spokane, 88-72. Rasir Bolton scored 24 points, Drew Timme added 22, and Julian Strawther had 20 points and 14 rebounds. Anton Watson had 10 points and 10 rebounds and spent the evening guarding reigning player of the year Oscar Tshiebwe.
- In the first matchup, the Wildcats beat Gonzaga 80-72 in the 2002 Maui Invitational. Kentucky was ranked 15th and the Zags were No. 20. Blake Stepp scored a game-high 24 points with five three-pointers to lead GU.
- The Bulldogs are 18-11 all-time versus current members from the Southeastern Conference, including a 100-90 win over No. 4 Alabama in Birmingham in the last meeting with the SEC last season on Dec. 17.
- Gonzaga has won eight of its last 10 games against current SEC opponents.

UP NEXT

- The 103rd all-time meeting between GU and Loyola Marymount. GU has a 80-22 advantage in the series.
- GU has won 31 of the last 33 meetings.
- The Bulldogs are 48-4 against LMU under Mark Few.
- In the matchup earlier this season in Spokane on Jan. 30, Nolan Hickman scored a career-high 24 points and Gonzaga rolled to a 92-58 victory over Loyola Marymount. Five Zags finished in double-digit scoring. The Bulldogs led 45-29 at halftime and scored the first 12 points and 23 of the first 25 in the second half to blow open the game.
- Gonzaga is 30-14 all-time at LMU and has won 11 straight in Los Angeles. The Lions' last home win in the series came on Feb. 18, 2010, 74-66, in Los Angeles.
- In the last season's meeting in Los Angeles, No. 13 Gonzaga avenged an earlier loss to Loyola Marymount with a 108-65 rout in L.A. Six players scored in double figures for the Bulldogs as they led the entire game and opened a 51-point advantage less than six minutes into the second half. According to STATS Perform, it was the largest road win by a Div. I team in the last 40 years against a team they had lost to at home earlier

- in the season. Anton Watson scored 16, while Nolan Hickman had 11 points.
- Gonzaga is 41-7 at home against the Lions.
- The Zags won the first all-time meeting between the programs, 75-71, in Spokane in 1953.

MILESTONE WATCH

- Anton Watson is 13 points from passing Gary Bell Jr. (1,291) for 27th on the program's all-time scoring list.
- Watson is one steal from 200 in his career.
- Watson has played 139 games at GU, which is sixth in program history. Kevin Pangos is fifth at 142 games. Josh Perkins owns the record at 153.
- Watson is 122-17 (87.7) in his career appearances, his 122 wins rank sixth all-time at GU, tied with Kevin Pangos and Kyle Dranginis. Corey Kispert and Silas Melson are tied for third at 126, and Przemek Karnowski owns the record at 137.

WHERE WE RANK

- GU is fifth in the nation in field goal percentage (50.7) and 14th in field goal percentage defense (39.4).
- The Zags lead the WCC in scoring offense (84.7), which also ranks 12th in the nation. GU is fourth in the country in scoring margin at 17.1, which tops the conference.
- Gonzaga is 13th in the country in rebound margin (8.7), and 17th averaging 40.70 rebounds per game.
- The Bulldogs' 1.54 assist-to-turnover ratio also tops the West Coast Conference.
- Ryan Nembhard tops the WCC in assists per game (5.8), which also ranks 26th in the country. He also leads the WCC in assist-to-turnover ratio (2.66).

DIALING FROM DEEP

- Gonzaga made a season-high 15 three-pointers in the win over Portland. The Zags were 15-of-33 (45.5 percent) from behind-the-arc.
- Seven Bulldogs made a three, led by Nolan Hickman's 4-for-6 shooting from deep.
- GU is 15-0 this season when shooting 30 percent from behind-the-perimeter.
- The Zags are shooting 38.4 percent from three-point range in their wins and 20 percent in the losses.
- Gonzaga is 14-1 when making six or more threes in a game, with the loss being against Purdue (6-32).

THE TAMING OF THE LIONS

- Gonzaga cruised to a 92-58 win over LMU in Spokane.
- The Zags shot 66.7 percent (16-24) from the field in the first half and finished at 59 percent.
- The Bulldogs led 45-29 at halftime and scored the first 12 points and 23 of the first 25 in the second half.
- Gonzaga finished with a season-low five turnovers to 19 assists. The Bulldogs forced 20 LMU turnovers and had 12 steals. The Zags had a season-high nine blocks.
- GU outscored the Lions 56-16 in the paint.

GOLDEN GRAHAM

- Graham Ike has scored 20 or more points in four of the last seven games and has a team-high eight 20-point games.
- He is averaging 15.0 points per conference game, which ranks sixth in the West Coast Conference.
- The junior is shooting 60.4 percent from the field, which ranks third in the conference.

IKE NAMED TO MALONE AWARD TOP TEN

- Graham Ike was named one of the 10 candidates for the 2024 Karl Malone Power Forward of the Year Award.
- Named after Class of 2010 Hall of Famer and two-time NBA Most Valuable Player Karl Malone, the annual honor in its ninth year recognizes the top power forwards in Division I men's college basketball. A national committee of top college basketball personnel determined the watch list of 20 candidates in November, which has now been narrowed to 10.

WATSON NAMED TO ERVING AWARD TOP TEN

- Anton Watson was named one of the 10 candidates for the 2024 Julius Erving Small Forward of the Year Award.
- Named after Class of 1993 Hall of Famer and 16-year professional basketball player Julius Erving, the annual honor in its 10th year recognizes the top small forwards in Division I men's college basketball. A national committee of top college basketball personnel determined the watch list of 20 candidates in November, which has now been narrowed to 10.

BALANCING ACT

- Five Zags have finished in double-digit scoring in four of the last six games.
- In the win over USC, six Bulldogs scored in double-figures, and Anton Watson had nine points.
- GU had at least three double-digit scorers in 22 of its first 23 games of the season, with five double-digit scorers in six of the games, and three outings with six double-digit scorers.

KEEPING IT 1000

- Ryan Nembhard reached the 1,000-point plateau in his collegiate career in the win at Pacific.
- The junior needed nine points and scored 12.
- Nembhard joins, Anton Watson (1,279) and Graham Ike (1,122) as the third Zag to have 1,000 career points.
- Nolan Hickman sits at 747 points in his career.

CAPTAIN AMERICA

- Gonzaga Head Coach Mark Few will be an assistant on Team USA at this summer's Olympics in Paris.
- He served as an assistant coach for the USA National Team this past summer and helped guide Team USA to the semifinals at the FIBA World Cup in Manila, Philippines.
- Few was named on the coaching staff for the 2023 FIBA World Cup and the 2024 Olympics last February. He is on a staff that includes USA Head Coach and Golden State Warriors Head Coach Steve Kerr, Miami Heat Head Coach Erik Spoelstra and Clippers Head Coach Tyrone Lue.
- Few was an assistant coach at the 2018 USA National Team minicamp, he was named an assistant coach for the 2019 USA Men's Select Team, a team that helped prepare the USA World Cup Team prior to playing in China. He returned in 2021 as an assistant coach for the USA Men's Select Team to help prepare the gold medalist U.S. Olympic Team prior to playing in Tokyo.
- Few served as head coach of the 2015 U.S. Pan American Men's Basketball Team, a squad composed of collegiate players, and led the team to a bronze medal, and he also was an assistant coach for the gold medalist 2012 USA U18 National Team and a court coach



BEST WINNING PERCENTAGE SINCE 2010-11

	W	L	Pct.
1. Gonzaga	398	62	.865
2. Kansas	382	89	.811
3. Duke	361	98	.786
4. Arizona	347	105	.768
5. Kentucky	352	110	.762

BEST WINNING PERCENTAGE LAST TEN SEASONS

	W	L	Pct.
1. Gonzaga	347	45	.885
2. Kansas	315	79	.799
3. Villanova	300	84	.781
4. Duke	302	86	.778
5. Arizona	294	85	.776

BEST WINNING PERCENTAGE LAST FIVE SEASONS

	W	L	Pct.
1. Gonzaga	154	17	.901
2. Houston	149	26	.851
3. Kansas	137	36	.792
4. San Diego State	129	36	.782
5. Liberty	131	37	.780

BEST WINNING PERCENTAGE LAST THREE SEASONS

	W	L	Pct.
1. Gonzaga	90	11	.891
2. Houston	93	14	.869
3. Arizona	78	20	.796
4. Baylor	78	20	.796
5. San Diego State	78	21	.788

BEST HOME PERCENTAGE LAST FIVE SEASONS

	W	L	Pct.
1. Gonzaga	77	1	.987
2. Kansas	75	4	.949
3. Liberty	78	5	.94
4. S Dakota State	62	4	.939
5. Houston	80	6	.930

BEST TRUE ROAD PERCENTAGE SINCE 2010-11

	W	L	Pct.
1. Gonzaga	107	22	.829
2. Wichita State	102	39	.723
3. Saint Mary's	89	42	.679
4. Kansas	90	48	.652
5. Belmont	126	72	.636

BEST ROAD PERCENTAGE LAST FIVE SEASONS

	W	L	Pct.
1. Gonzaga	38	5	.884
2. Houston	39	13	.750
3. Vermont	46	19	.708
4. Belmont	50	22	.694
5. San Diego State	34	16	.680

BEST FIELD GOAL PERCENTAGE SINCE 2010-11

	FGM	FGA	Pct.
1. Gonzaga	13594	26814	0.507
2. Belmont	12056	24955	0.483
3. Kansas	13049	27320	0.478
4. Bellarmine	2290	4796	0.477
5. Creighton	12254	25733	0.476

BEST FIELD GOAL PERCENTAGE LAST FIVE SEASONS

	FGM	FGA	Pct.
1. Gonzaga	5537	10525	0.526
2. South Dakota State	4443	9015	0.493
3. Dayton	4133	8420	0.491
4. Loyola (IL)	4050	8350	0.485
5. Belmont	4777	9859	0.485

MOST POINTS PER GAME LAST FIVE SEASONS

	Points	Avg.
1. Gonzaga	15016	87.8
2. Iowa	13382	80.6
3. Alabama	13269	78.9

MOST POINTS PER GAME LAST THREE SEASONS

	Wins	Seasons
1. Gonzaga	8888	88.0
2. Alabama	8279	80.4
3. Iowa	8232	82.3

for the 2009 USA Men's U19 World Cup/World University Games Team training camp.

STREAKS VERSUS THE WCC

- Here's a look at the current streaks over league foes, with GU's last loss versus the opponent at home and on the road. The numbers in parenthesis represents the Zags' win streaks at home and on the road.

WCC Opponent	Wins	Last Road Loss	Last Home Loss
Pepperdine	47	2002 (21)	1998 (26)
San Francisco	28	2012 (10)	1989 (34)
Pacific	19	1976 (9)	-- (7)
Portland	17	2014 (8)	2003 (18)
San Diego	18	2014 (8)	2000 (24)
LMU	2	2010 (11)	2023 (1)
Santa Clara	-	2024 (-)	2007 (16)
Saint Mary's	-	2023 (-)	2018 (-)

MORE IMPRESSIVE WCC STATS

- Since the 2016-17 season, the Zags have won 115 out of their last 123 West Coast Conference regular season games. Including the WCC Tournament, GU is 130-9 over that span.
 - The Bulldogs have won 73 of their last 79 games against conference competition dating back to the 2019-20 season.

THERE'S NO PLACE LIKE HOME

- Since the McCarthy Athletic Center opened in 2004, Gonzaga boasts a 276-18 record at home.
 - The Zags' 93.9 winning percentage at home since 2004-05 ranks second in the nation.
 - GU has sold out every game since the 6,000-seat McCarthy Athletic Center opened, a streak of 294 games.

LIFE ON THE ROAD

- Since the 2016-17 season, Gonzaga is a national best 61-8 (88.4) in true road games. Saint Mary's has the next best true road win percentage at 72.9 (51-19).
 - Since the 2007-08 season, the Zags are 132-31 in true road games. GU's 81.9-win pct. in true road games is best in the nation.
 - Since the 2005-06 season, Gonzaga is 263-77 in road or neutral games. The Zags' 77.6-win percentage in road or neutral games tops the nation over that span.

BIG NIGHT FOR BEN

- Gonzaga's Ben Gregg had career-highs of 22 points, four steals and two assists in a career-high 25 minutes in the win over San Diego in Spokane.
 - Gregg went 8-for-15 from the field, 2-of-6 from three, and made all four of his free-throws.

TRIPLE THE DOUBLE-DOUBLES

- Three Zags finished with double-doubles in the win at San Diego. Ben Gregg finished with 15 points and 11 rebounds, Anton Watson had 12 points and 10 rebounds, and Ryan Nembhard scored 12 points and dished out 12 assists.
 - It was the first time GU had three double-doubles in the same game since 2018 at Creighton. Brandon Clarke (27 pts, 10 rbs), Rui Hachimura (22 pts, 11 rbs), and Josh Perkins (13 pts, 13 asts) all had double-doubles in the win in Omaha.

B HUFF B TOUGH

- Braden Huff racked up a career-high 26 points on 12-of-17 shooting from the field in the win at San Diego.
 - It was the most by a Gonzaga freshman since Jalen Suggs scored 27 points against Iowa in 2020.

FANTASTIC FINISH IN MALIBU

HISTORY

First Season.....	1908
All-time Record	1,806-1,115 (.617)
NCAA Tournament Appearances	25
Record.....	44-24
Last (Round)	2023 (Elite Eight)
Consecutive	24 (1998-present)
NCAA Sweet 16 Appearances (last).....	13 (2023)
NCAA Elite Eight Appearances (last)	6 (2023)
NCAA Final Four Appearances (last).....	2 (2021)
NIT Appearances (last).....	3 (1998)
WCC Championships (last)	26 (2023)
WCC Tournament titles (last)	21 (2023)

TEAM INFORMATION

2022-23 Record	31-6
Home.....	15-1
Away.....	7-2
Neutral	10-3
WCC Record	13-1
Home.....	7-1
Away.....	7-1
Finish.....	First
Tournament	Champions
NCAA Tournament.....	Elite Eight
Associated Press Final Ranking.....	9
USA Today Final Ranking.....	10
Starters Returning/Lost.....	2/3
Letterwinners Returning/Lost	4/8
Points/Rebounds Returning	31 percent/34 percent

COACHES AND STAFF

Head Coach	Mark Few
Alma Mater.....	Oregon '87
Record at Gonzaga.....	705-141 (25)
Overall Record	705-141 (25)
Assistant Coach.....	Brian Michaelson
Alma Mater.....	Gonzaga '05
Season on staff	11th
Assistant Coach.....	R-Jay Barsh
Alma Mater.....	Puget Sound '07
Season on staff	First
Assistant Coach.....	Stephen Gentry
Alma Mater.....	Gonzaga '06
Season on staff	Third
Assistant Coach.....	Zach Norvell Jr.
Alma Mater.....	Gonzaga '23
Season on staff	First
Assistant Coach - Director of Operations.....	Jorge Sanz
Alma Mater.....	Florida Atlantic '11
Season on staff	Sixth
Video Coordinator	Kurt Baumbauer
Alma Mater.....	Gonzaga '17
Season on staff	Third
Strength and Conditioning Coach	Travis Knight
Alma Mater.....	Gonzaga '00
Season on staff	18th
Athletic Trainer.....	Josh Therrien
Administrative Assistant.....	Shaniqua Nilles
Academic Support Services.....	Steffany Galbraith
Creative Director - Recruiting	Matt Villareal



Associated Press Top 25

(Feb. 5)	REC	PTS
1 UConn (45)	20-2	1509
2 Purdue (16)	21-2	1479
3 North Carolina	18-4	1352
4 Kansas	18-4	1322
5 Houston	19-3	1273
6 Tennessee	16-5	1211
7 Marquette	17-5	1173
8 Arizona	17-5	1077
9 Duke	16-5	924
10 Illinois	17-5	893
11 Wisconsin	16-6	838
12 Auburn	18-4	818
13 Baylor	16-5	730
14 Iowa State	16-5	700
15 South Carolina	19-3	564
16 Alabama	16-6	520
17 Kentucky	15-6	513
18 Dayton	18-3	493
19 Creighton	16-6	484
20 Florida Atlantic	18-4	431
21 BYU	16-5	425
22 Utah State	19-3	286
23 Texas Tech	16-5	156
24 San Diego State	17-5	141
25 New Mexico	18-4	123

Also receiving votes: Saint Mary's 73, TCU 72, Indiana St 53, Boise St. 49, Colorado St. 43, Virginia 32, Texas 22, Oklahoma 17, Mississippi 10, Washington St 6, Memphis 5, Appalachian St 4, **Gonzaga** 2, Grand Canyon 1, Michigan St. 1.

USA Today/Coaches' Top 25

(Feb. 5)	REC	PTS
1 UConn (25)	20-2	793
2 Purdue (7)	21-2	775
3 North Carolina	18-4	710
4 Kansas	18-4	683
5 Houston	19-3	662
6 Tennessee	16-5	647
7 Marquette	17-5	573
8 Arizona	17-5	525
9 Wisconsin	16-6	505
10 Duke	16-5	469
11 Auburn	18-4	450
12 Illinois	17-5	430
13 Baylor	16-5	394
14 Iowa State	16-5	387
15 Kentucky	15-6	297
16 Alabama	16-6	285
17 Dayton	18-3	265
18 Creighton	16-6	261
19 BYU	16-5	234
20 South Carolina	19-3	221
21 Utah State	19-3	167
22 Florida Atlantic	18-4	161
23 Texas Tech	16-5	133
24 San Diego State	17-5	68
25 New Mexico	18-4	60

Also receiving votes: Saint Mary's 57; Indiana State 45; TCU 36; Colorado State 32; Virginia 17; Oklahoma 12; Grand Canyon 12; Northwestern 8; Boise State 7; **Gonzaga** 6; Texas 5; Michigan State 4; Ole Miss 2; App State 2

PLAYER CAPSULES

#0 RYAN NEMBARD

6-0 • JR • G • Aurora, Ont.

- 2022-23: Started all 37 games in his sophomore season with Creighton... Averaged 12.1 points per game, and dished 176 total assists... Scored a career-high 30 points against Baylor in the NCAA Tournament... Improved his three point, field goal, and free throw percentages from last season... Named to the Maui Invitational All-Tournament Team after averaging 20.3 points and 4.3 assists... Named to the Bob Cousy Point Guard of the Year Watch List and Preseason Second Team All-BIG EAST.
- 2021-22: In his freshman year, started 27 games for Creighton... Averaged 11.3 points per game, including scoring a season-high 23 points against Xavier... Recorded 34.8 minutes per game and 4.4 assists per game this season, ranking third in the BIG EAST... Included on the BIG EAST All-Freshman Team... Named the BIG EAST Freshman of the Year.
- High School: Was ranked the 62nd player in the country, and a five-star recruit, by ESPN... Went 24-1 as a senior and 25-0 as a junior at Monteverde Academy... Won the GEICO High School National Championship his senior year... Averaged 14.3 points and 9.0 assists at the FIBA U16 Americas Championship in 2019.

#2 STEELE VENTERS

6-7 • RJR • G • Ellensburg, Wash.

- 2022-23: Started all 34 games and was named the Big Sky's Most Valuable Player... Averaged 15.3 points per game on 45.7% shooting from the field... Ranked third in three pointers and sixth in made field goals in the Big Sky... Ended the season averaging 2.8 rebounds and 1.5 assists per game... Unanimous selection for the All-Big Sky First Team... Also selected to the Big Sky All-Academic Team.
- 2021-22: Started 33 games and averaged a team-high 16.7 points per game... Shot 43.7% from three this season, ranking sixth in the nation for three point percentage... Scored in double digits 26 times... Averaged 33.7 minutes, 3.9 rebounds, and 2.2 assists per game... Named to the All-Big Sky Second Team.
- 2020-21: Saw action in 17 games... As a walk-on, averaged 3.6 points and 1.4 rebounds in 9.6 minutes per game... Was selected to the Winter Big Sky Conference All-Academic Team.
- 2019-20: Redshirted.
- High School: Averaged 23 points, eight rebounds and five assists per game his senior year... Won the Central Washington Athletic Conference title his senior year... Selected to the Associated Press 2A All-State List after his junior season... Scored over 1,200 points throughout his career.

#3 LUKA KRAJNOVIC

6-5 • FR • G • Zagreb, Croatia

- Before Gonzaga: Playing with KK Bosco, a team in the Croatian Premier League, averaged 17.6 points per game and shot 52.7% from the field... Named the Croatia-Premijer Liga Most Valuable Player of Year... Also included on the All-League First Team... Averaged 13.1 points and 5.1 rebounds per game at 2022 Under-18 Euro Championships.

#4 DUSTY STROMER

6-6 • FR • G • Sherman Oaks, Calif.

- High School: Ranked as the 34th player, and a four-star recruit, by ESPN... Averaged 17.3 points, 5.4 rebounds, and 2.2 assists per game his senior season... Won the CIF D1 title his senior year... Named the Mission League MVP, and was a repeat selection to the L.A. Times All-Star Team and All-CIFSS Division Team... Did not play his sophomore season due to the COVID-19 pandemic, but averaged 13.1 points and 3.9 rebounds his freshman season.

#10 JOAQUIM ARAUZMOORE

6-1 • FR • G • Ross, Calif.

- High School: Ranked as the #23 player in Northern California in 2022... Averaged 15.2 points per game, with 131 assists and 89 steals, his senior season... Shot 49% from three and 53% from the field... Named to the All-MCLA First Team... Earned the Marin Independent Journal Player of the Week Award.

#11 NOLAN HICKMAN

6-2 • JR • G • Seattle, Wash.

- 2022-23: Started in 36 games, and performed in all 37 games, his sophomore season... Ranked second on the team and seventh in the WCC with 116 assists... Led the Gonzaga backcourt in blocks, with 11, and steals, with 36... Played a career-high 28.1 minutes per game, including all 40 minutes against Kent State... Scored a career-high 20 points against Santa Clara.
- 2021-22: Played in all 32 games... Averaged 5.1 points per game, posting a season-high 16 points against Central Michigan... Finished tied for fourth on the team for steals per game at 0.6, and 20 total on the year... 49 rebounds on the year, of which 46 were defensively... Named to the WCC All-Freshman Team.
- High School: Hickman was the 24th-ranked player in the Class of 2021, and a five-star recruit, according to ESPN... Named a McDonald's All-American and the Utah player of the year by MaxPreps... Averaged 16 points, 3.3 assists and 2.5 rebounds per game as a senior, earning All-American honors and leading Wasatch Academy (Utah) to a top-10 national ranking and a spot in the Geico Nationals.

#13 GRAHAM IKE

6-9 • RJR • F • Aurora, Colo.

- 2022-23: Reshirted.
- 2021-22: Started in all 33 games for Wyoming, averaging 19.5 points and 9.6 rebounds per game... Scored a career-high 35 points against Denver, and grabbed a career-high 18 rebounds against San Jose State... Scored in double figures in 34 games, including nine games with over 25 points... Shot 51% from the field... Named to the All-Mountain West First Team by the media.
- 2020-21: Performed in 12 games, starting the final seven games of the season... Averaged 11.2 points and 5.4 rebounds per game... Scored a season-high 32 points in the first round of the Mountain West tournament... Finished the season with a 60% field goal percentage.
- High School: Was a three-star recruit, and averaged 12 points and 8.5 rebounds per game his senior year before injury... Ended his junior year averaging 17.6 points and 12.0 rebounds per game... Named Second-Team All-Colorado after his junior year.

#14 PAVLE STOSIC

6-9 • FR • F • Niš, Serbia

- Before Gonzaga: Performed with the Serbian Top 18 national team in 2021, recording 20.0 minutes and 4.2 rebounds per game... Scored a total of 33 points in the tournament, including a 12 point and nine rebound performance against Georgia... Also performed in eight games in two Adidas Next Generation tournaments with Zaragoza U18... Member of Cassademont Zaragoza in the Champions League.

#15 JOE FEW

6-0 • JR • G • Spokane, Wash.

- 2022-23: Did not perform due to injury.
- 2021-22: Saw action in 13 games, averaging 1.7 minutes per game... Grabbed nine rebound and dished four assists this season... Scored first career point against BYU on Jan. 13.
- High School: Performed in 32 games at Gonzaga Prep, averaging 7.7 points his senior year... Helped Gonzaga Prep earn a 12-2 league record his junior year, and played in the state tournament game.

#21 JUN SEOK YEO

6-8 • SO • F • Seoul, South Korea

- Before Gonzaga: Transferring from Korea University... Performing in the 2021 FIBA U-19 World Cup, averaged an impressive 25.6 points and 10.6 rebounds per game... Finished with 27 points and 13 rebounds against Argentina, and 26 points and 12 rebounds against Spain... Also scored 31 points against Puerto Rico and 36 points against Japan... Helped Korea's senior national team qualify for the 2021 FIBA Asia Cup, averaging 12.3 points per game...



WEST COAST CONFERENCE

2023-24 Preseason Poll

Rank	Team	Points	2023 WCC Preseason Team
1.	Saint Mary's (5)	61	Alex Ducas Saint Mary's
2.	Gonzaga (4)	60	Graham Ike Gonzaga
3.	San Francisco	45	Keli Laupepe LMU
4.	Loyola Marymount	42	Aidan Mahaney Saint Mary's
5.	Santa Clara	41	Houston Mallette Pepperdine
6.	Portland	27	Ryan Nembhard Gonzaga
7.	Pepperdine	22	Jevon Porter Pepperdine
8.	Pacific	16	Tyler Robertson Portland
9.	San Diego	10	Mitchell Saxen Saint Mary's

(First place votes)

Anton Watson Gonzaga

	WCC	PCT	OVER	PCT	STREAK
Saint Mary's	10-0	1.000	19-6	.760	W11
Gonzaga	8-2	.800	17-6	.739	W1
San Francisco	7-2	.778	18-6	.750	W3
Santa Clara	6-3	.667	15-9	.625	L2
San Diego	4-6	.400	14-11	.560	W2
LMU	3-6	.333	10-13	.435	L3
Portland	3-7	.300	9-16	.360	L1
Pepperdine	2-7	.222	9-15	.375	L5
Pacific	0-10	.000	6-19	.240	L10

AROUND THE WCC

F. 6	Saint Mary's def. Pacific, 84-43	
F. 7	Gonzaga def. Portland, 96-64	
	San Diego def. Loyola Marymount, 79-77	
F. 8	San Francisco at Pepperdine	8 p.m.
F. 10	Gonzaga at Kentucky	1 p.m.
	Saint Mary's at Portland	5:30 p.m.
	Pepperdine at Loyola Marymount	6 p.m.
	San Diego at Pacific	7 p.m.
	Santa Clara at San Francisco	7 p.m.
F. 15	Gonzaga at Loyola Marymount	6 p.m.
	Portland at San Diego	7 p.m.
	Pacific at Santa Clara	7 p.m.
	Pepperdine at Saint Mary's	8 p.m.

WCC PLAYER OF THE WEEK

February 5: Jonathan Mogbo, San Francisco
 January 29: **Graham Ike, Gonzaga**
 January 24: Joshua Jefferson, Saint Mary's
 January 15: Jonathan Mogbo, San Francisco
 January 8: Jonathan Mogbo, San Francisco
 January 2: Luke Barrett, Saint Mary's
 December 26: Malik Thomas, San Francisco
 December 18: Mitchell Saxen, Saint Mary's
 December 11: Dominick Harris, Loyola Marymount
 December 4: **Ryan Nembhard, Gonzaga**
 November 27: **Anton Watson, Gonzaga**
 November 20: Justice Hill, Loyola Marymount
 November 13: Carlos Marshall Jr., Santa Clara

WCC FRESHMAN OF THE WEEK

February 5: Bol Dengdit, Portland
 January 29: Kevin Patton Jr., San Diego
 January 24: **Braden Huff, Gonzaga**
 January 15: Kevin Patton Jr., San Diego
 January 8: Tyler Harris, Portland
 January 2: Dragos Lungu, San Diego
 December 26: **Braden Huff, Gonzaga**
 December 18: Kevin Patton Jr., San Diego
 December 11: Nils Cooper, Pepperdine
 December 4: **Braden Huff, Gonzaga**
 November 27: Ryan Beasley, San Francisco
 November 20: Tyler Harris, Portland
 November 13: Tyler Harris, Portland

Recorded 16.2 points and 1.8 blocks per game at the 2018 FIBA U18 Asian Championships.

#22 ANTON WATSON

- 6-8 • GR • F • Spokane, Wash.
- 2022-23: Started and played in all 37 games this season, averaging a career-high 29.0 minutes and 11.1 points per game... Recorded a career-high 6.2 rebounds and 2.4 assists per outing... Ended the season with 66 steals and 25 blocks, leading the Zags in both categories... Shot 60.8% from the field and 33.3% from three... Dished a career-high eight assists against Pepperdine, and tied a career-high with 13 rebounds against Pacific... Grabbed a career-high 88 offensive rebounds... Now second for the most career steals in the NCAA Tournament, with 17 total steals... Named a WCC Honorable Mention.
 - 2021-22: Appeared in all 32 games... Scored a total of 235 points, posting a season-high against Pepperdine with 19 points... Recorded a career-best 11 rebounds at Santa Clara and had four double digit rebounding games... Had a total of 149 rebounds; 104 defensively... 60 assists... Finished fifth in WCC for steals per game at 1.3 and totaled 40 steals.
 - 2020-21: Played in all 32 games, making 17 starts... Averaged 6.2 points per game... Had a career-best performance at Portland with 23 points... Scored double-digits seven times... Recorded a career-best 10 rebounds against Pepperdine.
 - 2019-2020: Appeared in 15 games, making five starts and averaging 4.9 points and 3.1 rebounds... Missed the final 14 games of the season with shoulder injury... Recorded season-high 15 points and eight rebounds in a win over North Dakota.
 - High School: Led Gonzaga Prep to a pair of 4A state titles... Averaged 21.6 points, 7.1 rebounds and 3.8 assists as a senior... Was named the Associated Press and Seattle Times All-State Player of the Year in 2018 and 2019... Two-time state tournament MVP and two-time Greater Spokane League MVP.

#25 COLBY BROOKS

- 6-7 • RJR • F • Los Angeles, Calif.
- 2022-23: Performed in eight games, recording 2.6 points and 1.0 rebounds per outing... Played 22 total minutes this season... Ended the season with a 72.7% field goal and 80.0% free throw percentage... Dropped a career-high seven points against North Florida.
 - High School: Averaged 16 points and eight rebounds per game, and was named to the All-Mission League Second Team in his senior season... Earned the MVP of the St. Ignatius Tournament after averaging 18 points and six rebounds per game... Played AAU basketball with BTI Elite.

#33 BEN GREGG

- 6-10 • JR • F • Clackamas, Ore.
- 2022-23: Saw action in 36 games, recording a career-high 12.1 minutes and 5.1 points per game... Registered 22 blocks and 10 steals this season... Averaged 3.0 rebounds per game, including a career-high eight rebounds against Santa Clara... Dropped a career-high 18 points against San Diego... Had a career-high three blocks against TCU in the NCAA Tournament... Shot 50.4% from the field and 37.7% from three.
 - 2021-22: Appeared in 17 games... Posted a career-high eight points versus Alcorn... Finished

with a total of 40 points on the year, with an average of 2.4 points per game... 34 rebounds, of which 21 were defensively... 10 assists... 8 blocks.

- 2020-21: Played in 18 games... Recorded 17 points, earning season-high four against San Diego... Shot 41.2% from the field... Totaled 18 rebounds, of which 15 were defensive.
- High School: High School: Graduated early, joined the Zags as a freshman in 2020-21... No. 29 in ESPN's top 100... Following his junior season at Clackamas High School, was named the Oregon Gatorade Player of the Year.

#34 BRADEN HUFF

- 6-10 • RFR • F • Glen Ellyn, Ill.
- 2022-23: Redshirted.
 - High School: Listed as a four-star recruit by ESPN... Named Mr. Basketball in Illinois after averaging 16.4 points, 5.7 rebounds, 1.3 steals, and 61% field goal percentage his senior year... Dropped 19 points in the Illinois 4A state title game... Led his team to a #6 national ranking and a record of 37-1... Recorded 17.5 points and 6.5 rebound per game as a junior, and 15.7 points and 2.7 blocks per game as a sophomore.



RECORDS WHEN ...

	23-24	Under Few
Leading at halftime	14-3	576-40
Trailing at halftime	2-3	109-93
Tied at halftime	1-0	20-9
Leading with 10:00 remaining	16-3	147-25*
Trailing with 10:00 remaining	1-3	38-73*
Tied with 10:00 remaining	0-0	6-6*
Leading with 5:00 remaining	17-2	510-22*
Trailing with 5:00 remaining	0-3	29-77*
Tied with 5:00 remaining	0-1	7-5*
In Overtime	0-0	23-12
GU outrebounds opponents	15-3	564-60
GU is outrebounded	2-3	111-72
Same amount of rebounds	0-0	20-9
GU commits more turnovers	6-4	251-88
Opponent commits more turnovers	10-2	133-41
Same amount of turnovers	1-0	49-10
GU has more fouls than opponent	4-3	145-83
Opponent has more fouls than GU	12-2	134-49
Same amount of fouls	1-1	41-8
GU shoots 50 percent or better	13-0	427-19
Opponent shoots 50 percent or better	0-2	35-36
GU shoots less than 50 percent	4-6	276-122
Opponent shoots less than 50 percent	17-4	656-105
GU shoots better than opponent	17-1	660-46
Opponent shoots better than GU	0-5	45-94
Same shooting percentage	0-0	3-0
GU has more free-throw attempts	11-3	537-59
Opponent has more free-throw atts	6-2	143-76
Same amount of free-throw attempts	0-1	22-6
GU bench outscores opponent bench	11-1	314-39*
Opponent bench outscores GU bench	6-4	215-60*
Benches score the same	0-1	16-4*
GU makes 10 or more three-pointers	5-0	154-15
GU makes 9 or less three-pointers	12-6	547-126
GU shoots above 75 FT percentage	7-2	289-54
GU shoots below 75 FT percentage	10-4	45-86
Games decided by 1-5 points	2-3	102-54
Games decided by 6-10 points	1-2	115-44
Games decided by 11-15 points	2-1	114-21
Games decided by 16 or more points	12-0	361-22
GU scores 50 or less	0-0	0-5
GU scores between 51-59	0-0	11-10
GU scores between 60-69	1-3	77-57
GU scores between 70-79	3-3	184-53
GU scores between 80-89	6-0	232-11
GU scores between 90-99	2-0	137-4
GU scores 100 or more	5-0	64-1
Opponent scores 50 or less	1-0	82-0
Opponent scores between 51-59	3-0	160-1
Opponent scores between 60-69	6-1	245-27
Opponent scores between 70-79	7-4	156-53
Opponent scores between 80-89	0-1	48-45
Opponent scores between 90-99	0-0	12-11
Opponent scores 100 or more	0-0	2-4
Vs. Top 25 Team	1-0	47-51
Vs. Top 10 Team	0-2	14-31
In November	5-1	126-20
In December	4-3	136-47
In January	7-1	178-19
In February	1-1	167-26
In March	0-0	100-26
In April	0-0	2-2
On Monday	1-1	71-11
On Tuesday	5-0	63-14
On Wednesday	3-0	52-12
On Thursday	3-1	171-27
On Friday	1-2	49-15
On Saturday	4-2	248-54
On Sunday	0-0	50-7

WHEN WAS THE LAST TIME ...

TEAM

Gonzaga Was Ranked (AP Poll)

No. 1	Mar. 14, 2022
Top 5 (2-5)	Nov. 14, 2022
Top 10 (6-10)	Dec. 11, 2023

Gonzaga Played a Ranked Opponent (AP Poll)

No. 1	vs. No. 1 Duke (89-87) on Nov. 21, 2018
Top 5	vs. No. 5 UConn (63-76) on Dec. 15, 2023
Top 10	vs. No. 9 UConn (54-82) on Mar. 25, 2023
Top 25	vs. No. 24 UCLA (69-65) on Nov. 22, 2023

Gonzaga Beat a Ranked Opponent (AP Poll)

Top 5	vs. No. 4 Alabama (100-90) on Dec. 17, 2022
Top 10	vs. No. 7 UCLA (79-76) on Mar. 23, 2023
Top 25	vs. No. 24 UCLA (69-65) on Nov. 22, 2023

100 Points by a Team

By Gonzaga	105, at San Diego (1/20/24)
By Opponent	103 by North Carolina (12/15/18)

30-39 Point Win

By Gonzaga	96-64, vs. Portland (2/7/24)
By Opponent	76-41, vs. Duke (12/19/09)

Overtime Game

Gonzaga Win	93-90 vs. UCLA (4/3/21)
Gonzaga Loss	78-70 at Saint Mary's (2/4/23)

Double Overtime Game

Gonzaga Win	90-86 vs. Stanford (1/31/07)
Gonzaga Loss	105-111 vs. Florida (11/24/17)

Won The Game In The Final Seconds

By Gonzaga	Julian Strawther three pointer at 7.2 seconds Gonzaga defeated UCLA 79-76 (3/23/23)
By Opponent	Roosevelt Jones layup at 0.2 seconds Butler defeated Gonzaga 64-63 (1/19/13)

Made Fewer Than 20 Field Goals

By Gonzaga	19, UCLA (11/22/23)
By Opponent	19, by Pepperdine (1/4/24)

Had 70+ Field Goal Attempts

By Gonzaga	79, vs. Arkansas-Pine Bluff (12/5/23)
By Opponent	70, by San Diego (1/20/24)

Made 10+ Three-Point Field Goals

By Gonzaga	15, vs. Portland (2/7/24)
By Opponent	11, by San Francisco (1/25/24)

Had 30+ Three-Point Field Goals Attempts

By Gonzaga	33, vs. Portland (2/7/24)
By Opponent	34, by Portland (2/7/24)

Shot 20 Percent or Less From 3-Point Line

By Gonzaga	.200 (2-of-20), vs. Santa Clara (1/11/24)
By Opponent	.125 (3-of-24), by Syracuse (11/21/23)

Made 5 or Fewer Free Throws

By Gonzaga	5, vs. Portland (2/7/24)
By Opponent	3, by Loyola Marymount (1/30/24)

Shot Over 90 Percent From The Foul Line

By Gonzaga	.904 (19-of 21), Kentucky (11/20/22)
By Opponent	1.000 (9-of-9), by CSU Bakersfield (11/28/23)

Shot 100 Percent From The Foul Line

By Gonzaga	19-of-19, Washington (12/5/18)
By Opponent	9-of-9, by CSU Bakersfield (11/28/23)

Had 20-29 Assists

By Gonzaga	21, vs. Portland (2/7/24)
By Opponent	21, by Santa Clara (11/11/24)

Had 20+ Turnovers

By Gonzaga	20, at Texas (11/16/22)
By Opponent	20, by Loyola Marymount (1/30/24)

Committed 10 or Fewer Turnovers

By Gonzaga	6, vs. Portland (2/7/24)
By Opponent	7, vs. Portland (2/7/24)

INDIVIDUAL

30-39 Points by a Player

By Gonzaga	32, Anton Watson, vs. Santa Clara (1/11/24)
By Opp.	36, Brandon Miller, Alabama (12/17/22)

Two Players Scored 20 or More Points

By Gonzaga	Braden Huff (25) & Anton Watson (20), vs. Portland (2/7/24)
By Opp.	Reese Waters (22) & Jaedon LeDee (20), by San Diego State (12/29/23)

10+ Field Goals Made by a Player

By Gonzaga	11, Braden Huff, vs. Portland (2/7/24)
By Opp.	12, Boogie Ellis, USC (12/2/23)

20-29 Field Goal Attempts by a Player

By Gonzaga	24, Drew Timme, vs. UCLA (3/23/23)
By Opp.	21, Boogie Ellis, USC (12/2/23)

Player Shot .800 With 10+ Field Goals Attempts

By Gonzaga	9-of-11 (.818), Anton Watson, vs. Portland (2/7/24)
By Opp.	8-of-10 (.800), Anthony Crump, Northern Illinois (12/12/22)

5+ 3pt Field Goals Made by a Player

By Gonzaga	5, Nolan Hickman, vs. Chicago State (3/1/23)
By Opp.	5, Ken Evans, Jackson State (12/20/23)

10+ 3pt Field Goal Attempts by a Player

By Gonzaga	10, Nolan Hickman, at Pepperdine (1/18/24)
By Opp.	10, Juan Sebastian Gorosito, Portland (2/7/24)

10+ Free Throws Made by a Player

By Gonzaga	10, Graham Ike, vs. San Francisco (1/25/24)
By Opp.	11, Logan Johnson, Saint Mary's (2/25/23)

10+ Free Throws Attempted by a Player

By Gonzaga	11, Graham Ike, vs. San Francisco (1/25/24)
By Opp.	13, Houston Mallette, Pepperdine (1/4/24)

15+ Free Throws Attempted by a Player

By Gonzaga	15, Filip Petrushev, Loyola Marymount (2/6/20)
By Opp.	15, Logan Johnson, Saint Mary's (2/25/23)

Player Shot 1.000 With 10+ Free Throw Attempts

By Gonzaga	10-of-10, Zach Norvell Jr., Idaho State (11/6/18)
By Opp.	11-of-11, Jordan Ford, Saint Mary's (3/10/20)

10+ Rebounds by a Player

By Gonzaga	12, Graham Ike, vs. Saint Mary's (2/3/24)
By Opp.	11, Joshua Jefferson, Saint Mary's (2/3/24)

15+ Rebounds by a Player

By Gonzaga	17, Drew Timme, Kent State (12/5/22)
By Opp.	15, Oscar Tshiebw, Kentucky (11/20/22)

Two Players with 10 or More Rebounds

By Gonzaga	Graham Ike (12), Ben Gregg (10), & Anton Watson (10), vs. Saint Mary's (2/3/24)
By Opp.	11, Mitchel Saxen & 10, Kyle Bowen, Saint Mary's (2/4/23)

5+ Offensive Rebounds by a Player

By Gonzaga	5, Anton Watson, vs. Santa Clara (1/11/24)
By Opp.	5, Ndewedo Newbury, San Francisco (1/25/24)

10+ Assists by a Player

By Gonzaga	12, Ryan Nembhard, at San Diego (1/20/24)
By Opp.	10, Andre Jackson Jr., UConn (3/25/23)

5+ Blocked Shots by a Player

By Gonzaga	7, Chet Holmgren, vs. Georgia State (3/17/22)
By Opp.	5, Franck Kepnang, Washington (12/9/23)

5+ Steals by a Player


By Gonzaga	6, Anton Watson, vs. Santa Clara (1/11/24)
By Opp.	5, Jevon Porter, Pepperdine (1/4/24)

Double-Double by a Player

By Gonzaga	16/10, Anton Watson & 12/12, Graham Ike vs. Saint Mary's (2/3/24)
By Opp.	16/11, Joshua Jefferson, Saint Mary's (2/3/24)




2023-24 SEASON AND CAREER HIGHS




22, vs. CSU Bakersfield, 11/28/23	Points	30, Baylor, 3/19/23
7, vs. Arkansas-Pine Bluff, 12/5/23	Rebounds	11, 2x, last at DePaul, 3/4/23
12, at San Diego, 1/20/24	Assists	12, 2x, last at San Diego, 1/20/24
4, vs. San Diego, 1/6/24	Steals	4, 2x, last vs. San Diego, 1/6/24
1, vs. Arkansas-Pine Bluff, 12/5/23	Blocks	1, 5x, last vs. Arkansas-PB, 12/5/23
10, 8x, last vs. Saint Mary's, 2/3/24	Minutes	47, at Providence, 2/14/23

SEASON 0 **RYAN NEMBHARD** JR | G | 6-0 | 175 | Aurora, ON | Montverde Academy **CAREER**




	Points	33, vs. North Dakota St., 12/3/22
	Rebounds	9, at Idaho St., 1/24/22
	Assists	6, vs. Walla Walla, 11/15/21
	Steals	3, 6x, last vs. Walla Walla, 11/15/21
	Blocks	4, at Portland St., 12/30/21
	Minutes	43, vs. Montana St., 2/17/22

SEASON 2 **STEELE VENTERS** RJR | G | 6-7 | 195 | Ellensburg, WA | Eastern Washington **CAREER**




7, 3x, last vs. Portland, 2/7/24	Points	7, 3x, last vs. Portland, 2/7/24
5, vs. Portland, 2/7/24	Rebounds	5, vs. Portland, 2/7/24
3, vs. Arkansas-Pine Bluff, 12/5/23	Assists	3, vs. Arkansas-Pine Bluff, 12/5/23
2, vs. Mississippi Valley St., 12/11/23	Steals	2, vs. Mississippi Valley St., 12/11/23
	Blocks	
	Minutes	21, 2x, last vs. MVST, 12/11/23

SEASON 3 **LUKA KRAJNOVIC** FR | G | 6-5 | 185 | Zagreb, Croatia | KK Bosco **CAREER**




15, USC, 12/2/23	Points	15, USC, 12/2/23
8, UCLA, 11/22/23	Rebounds	8, UCLA, 11/22/23
5, 2x, last at San Diego, 1/20/24	Assists	5, 2x, last at San Diego, 1/20/24
2, 5x, last vs. LMU, 1/30/24	Steals	2, 5x, last vs. LMU, 1/30/24
2, 2x, last vs. LMU, 1/30/24	Blocks	2, 2x, last vs. LMU, 1/30/24
40, UCLA, 11/22/23	Minutes	40, UCLA, 11/22/23

SEASON 4 **DUSTY STROMER** FR | G | 6-6 | 192 | Sherman Oaks, CA | Notre Dame **CAREER**




	Points	
	Rebounds	
	Assists	
	Steals	
	Blocks	
	Minutes	

SEASON 10 **JOAQUIM ARAUZMOORE** FR | G | 6-1 | 170 | Ross, CA | Branson **CAREER**



24, vs. LMU, 1/30/24	Points	24, vs. LMU, 1/30/24
5, vs. Mississippi Valley St., 12/11/23	Rebounds	7, Kent State, 12/5/22
5, 3x, last vs. LMU, 1/30/24	Assists	8, Baylor, 12/2/22
3, 2x, last vs. San Diego, 1/6/24	Steals	3, 5x, last vs. San Diego, 1/6/24
2, 2x, last at San Diego, 1/20/24	Blocks	2, 4x, last at San Diego, 1/20/24
40, 5x, last at Pacific, 1/27/24	Minutes	40, 5x, last at Pacific, 1/27/24

SEASON 11 **NOLAN HICKMAN** JR | G | 6-2 | 183 | Seattle, WA | Wasatch Academy **CAREER**



25, vs. Eastern Oregon, 11/14/23	Points	35, vs. Denver, 12/2/21
14, Syracuse, 11/21/23	Rebounds	18, at San Jose St., 2/12/22
3, 2x, last at Pepperdine, 1/18/24	Assists	3, 6x, last at Pepperdine, 1/18/24
4, Syracuse, 11/21/23	Steals	4, 2x, last Syracuse, 11/21/23
2, 2x, last vs. San Diego, 1/6/24	Blocks	2, 3x, last vs. San Diego, 1/6/24
35, vs. Saint Mary's, 2/3/24	Minutes	40, 2x, last at Colo St., 2/23/22

SEASON 13 **GRAHAM IKE** RJR | F | 6-9 | 240 | Aurora, CO | Wyoming **CAREER**



4, vs. Arkansas-Pine Bluff, 12/5/23	Points	4, vs. Arkansas-Pine Bluff, 12/5/23
3, vs. Arkansas-Pine Bluff, 12/5/23	Rebounds	3, vs. Arkansas-Pine Bluff, 12/5/23
1, 2x, last vs. San Diego, 1/6/24	Assists	1, 2x, last vs. San Diego, 1/6/24
1, vs. Pepperdine, 1/4/24	Steals	1, vs. Pepperdine, 1/4/24
2, vs. Eastern Oregon, 11/14/23	Blocks	2, vs. Eastern Oregon, 11/14/23
8, 2x, last vs. Ark-PB, 12/5/23	Minutes	8, 2x, last vs. Ark-PB, 12/5/23

SEASON 14 **PAVLE STOSIC** FR | F | 6-9 | 215 | Niš, Serbia | Casademont Zaragoza **CAREER**

CAREER SUPERLATIVES

PLAYED/STARTED	2023-24	CAREER STREAK
Anton Watson	23-23	139-82
Ben Gregg	23-7	94-7
Nolan Hickman	23-23	92-59
Ryan Nembhard	23-23	87-87
Steele Venters	-	84-67
Graham Ike	23-23	68-63
Dusty Stromer	23-15	23-15
Braden Huff	23-0	23-0
Joe Few	10-0	23-0
Jun Seok Yeo	20-1	20-1
Colby Brooks	9-0	17-0
Pavle Stosic	10-0	10-0
Luka Krajnovic	9-0	9-0

DOUBLE-DIGIT GAMES

2023-24	CAREER
Anton Watson	19
Ryan Nembhard	18
Graham Ike	18
Steele Venters	18
Nolan Hickman	18
Ben Gregg	10
Braden Huff	12
Dusty Stromer	3
Jun Seok Yeo	1

Rebounds

2023-24	CAREER
Graham Ike	6
Anton Watson	7
Ryan Nembhard	4
Ben Gregg	2

20+ POINTS

2023-24	CAREER
Graham Ike	8
Steele Venters	19
Ryan Nembhard	2
Anton Watson	5
Braden Huff	3
Nolan Hickman	1
Ben Gregg	1

8+ REBOUNDS

2023-24	CAREER
Graham Ike	9
Anton Watson	10
Ben Gregg	7
Steele Venters	7
Ryan Nembhard	5
Braden Huff	2
Dusty Stromer	1

5+ ASSISTS

2023-24	CAREER
Ryan Nembhard	17
Nolan Hickman	3
Anton Watson	1
Steele Venters	4
Dusty Stromer	2
Ben Gregg	1

3+ BLOCKS

2023-24	CAREER
Ben Gregg	1
Braden Huff	1
Anton Watson	1
Steele Venters	1

3+ STEALS

2023-24	CAREER
Anton Watson	6
Ryan Nembhard	2
Steele Venters	6
Ben Gregg	4
Nolan Hickman	1
Graham Ike	2
Braden Huff	1
Joe Few	1





3, vs. Eastern Oregon, 11/14/23
 2, vs. Mississippi Valley St., 12/11/23
 2, 3x, last vs. MVST, 12/11/23
 3, vs. Eastern Oregon, 11/14/23
 1, vs. Eastern Oregon, 11/14/23
SEASON 14, vs. Eastern Oregon, 11/14/23

15**JOE FEW** JR | G | 6-0 | 170 | Spokane, WA | Gonzaga Prep

Points 3, vs. Eastern Oregon, 11/14/23
Rebounds 2, 2x, last vs. MVST, 12/11/23
Assists 2, 3x, last vs. MVST, 12/11/23
Steals 3, vs. Eastern Oregon, 11/14/23
Blocks 1, vs. Eastern Oregon, 11/14/23
Minutes 14, vs. Eastern Oregon, 11/14/23 **CAREER**



10, vs. Arkansas-Pine Bluff, 12/5/23
 7, vs. Eastern Oregon, 11/14/23
 4, vs. Eastern Oregon, 11/14/23
 1, 2x, last vs. Portland, 2/7/24
 2, vs. Mississippi Valley St., 12/11/23
SEASON 23, vs. Miss. Valley St., 12/11/23

21**JUN SEOK YEO** SO | F | 6-8 | 215 | Seoul, South Korea | Korea University

Points 10, vs. Arkansas-Pine Bluff, 12/5/23
Rebounds 7, vs. Eastern Oregon, 11/14/23
Assists 4, vs. Eastern Oregon, 11/14/23
Steals 1, 2x, last vs. Portland, 2/7/24
Blocks 2, vs. Mississippi Valley St., 12/11/23
Minutes 23, vs. Miss. Valley St., 12/11/23 **CAREER**



32, 2x, last vs. Santa Clara, 1/11/24
 13, 4x, last Washington, 12/9/23
 6, vs. Jackson State, 12/20/23
 6, vs. Santa Clara, 1/11/24
 1, 11x, last vs. Portland, 2/7/24
SEASON 4x, last vs. Saint Mary's, 2/3/24

22**ANTON WATSON** GR | F | 6-8 | 228 | Spokane, WA | Gonzaga Prep

Points 32, 2x, last vs. Santa Clara, 1/11/24
Rebounds 13, 5x, last Washington, 12/9/23
Assists 8, vs. Pepperdine, 12/31/22
Steals 6, vs. Santa Clara, 1/11/24
Blocks 3, NW St., 12/21/20
Minutes 40, 4x, last vs. Saint Mary's, 2/3/24 **CAREER**



5, at San Diego, 1/20/24
 7, vs. Eastern Oregon, 11/14/23
 1, vs. Arkansas-Pine Bluff, 12/5/23
SEASON 10, vs. Eastern Oregon, 11/14/23

25**COLBY BROOKS** RJR | F | 6-7 | 215 | Los Angeles, CA | Loyola

Points 7, vs. Eastern Oregon, 12/28/22
Rebounds 7, vs. Eastern Oregon, 11/14/23
Assists 1, vs. Arkansas-Pine Bluff, 12/5/23
Steals 1, 2x, last at LMU, 2/16/23
Blocks 3, North Florida, 11/7/22
Minutes 10, vs. Eastern Oregon, 11/14/23 **CAREER**



22, vs. San Diego, 1/6/24
 11, at San Diego, 1/20/24
 5, at San Diego, 1/20/24
 4, vs. San Diego, 1/6/24
 3, vs. LMU, 1/30/24
 37, at Pacific, 1/27/24
SEASON 37, at Pacific, 1/27/24

33**BEN GREGG** JR | F | 6-10 | 230 | Clackamas, OR | Clackamas

Points 22, vs. San Diego, 1/6/24
Rebounds 11, at San Diego, 1/20/24
Assists 5, at San Diego, 1/20/24
Steals 4, vs. San Diego, 1/6/24
Blocks 3, 3x, last vs. LMU, 1/30/24
Minutes 37, at Pacific, 1/27/24 **CAREER**



26, at San Diego, 1/20/24
 9, 2x, last vs Jackson State, 12/20/23
 3, 2x, last vs. Portland, 2/7/24
 3, vs. Mississippi Valley St., 12/11/23
 3, vs. Arkansas-Pine Bluff, 12/5/23
SEASON 24, vs. Portland, 2/7/24

34**BRADEN HUFF** RFR | F | 6-10 | 242 | Glen Ellyn, IL | Glenbard West

Points 26, at San Diego, 1/20/24
Rebounds 9, 2x, last vs Jackson State, 12/20/23
Assists 3, 2x, last vs. Portland, 2/7/24
Steals 3, vs. Mississippi Valley St., 12/11/23
Blocks 3, vs. Arkansas-Pine Bluff, 12/5/23
Minutes 24, vs. Portland, 2/7/24 **CAREER**

DOUBLE-DOUBLE TRACKER

	2023-24	CAREER
Graham Ike	6	20
Anton Watson	7	14
Ryan Nembhard	1	5
Ben Gregg	1	1

CURRENT STREAKS

Overall	Won 1
Unranked teams anywhere	Won 1
Ranked teams anywhere	Lost 1
Home	Won 1
Home WCC	Won 1
Home non-conference	Lost 1
Home unranked non-conference	Lost 1
Home ranked teams	Won 5
Home unranked teams	Won 1
Road	Won 3
Road WCC	Won 3
Road ranked teams	Lost 4
Road unranked teams	Won 3
Neutral	Lost 1
Neutral ranked teams	Lost 1
Neutral unranked teams	Won 19

UNIFORM RECORDS

	2023-24	16-17	08-09
White	7-4	156-15	312-35
Gonzaga	6-1	131-11	287-31
ZAGS Throwback	1-3	25-4	25-4
Gray	3-1	9-2	9-2
Navy	3-1	43-4	92-26
Black	2-0	27-6	51-15
Teal	1-0	4-0	5-0
Royal Blue	1-0	1-0	1-0

Consecutive Made Free Throws (active streak)

Graham Ike	8
Nolan Hickman	7
Braden Huff	4
Colby Brooks	3
Ben Gregg	2
Dusty Stromer	2
Steele Venters	2
Luka Krajnovic	2
Anton Watson	1
Ryan Nembhard	1
Jun Seok Yeo	1

Consecutive Games with a Three-Point Field Goal

Ben Gregg	6/6
Ryan Nembhard	5/7
Anton Watson	2/4
Nolan Hickman	1/10
Dusty Stromer	1/4
Braden Huff	1/4
Luka Krajnovic	1/1
Steele Venters	0/18
Graham Ike	0/2
Jun Seok Yeo	0/1
Colby Brooks	0/1

* First number is active streak, second is career longest streak





2023-24 Gonzaga Men's Basketball
Gonzaga Team Game-by-Game Comparison (as of Feb 07, 2024)
All games



Opponent	1st	2nd	Score	Mar	Total FG	FG Pct	3-Pointers	3FG Pct	Free Throws	FT Pct	Rebounds	Assist	T/Over	Block	Steal	Fouls
YALE	47/42	39/29	86-71	+15	32-64/24-59	.500/.407	7-19/9-24	.368/.375	15-21/14-14	.714/1000	42/28 +14	13/15	10/11	0/1	9/8	16/20
EASTERN ORE.	63/30	60/27	123-57	+66	52-82/22-76	.634/.289	7-22/6-30	.318/.200	12-21/7-13	.571/.538	62/29 +33	23/5	11/13	7/2	7/7	15/19
Purdue	35/30	28/43	63-73	(10)	26-69/28-60	.377/.467	6-32/4-17	.188/.235	5-8/13-16	.625/.813	38/38 -	13/11	14/13	2/3	12/9	19/12
Syracuse	39/25	37/32	76-57	+19	30-64/23-64	.469/.359	7-20/3-24	.350/.125	9-12/8-10	.750/.800	48/28 +20	17/6	18/13	2/5	8/11	14/16
UCLA	38/34	31/31	69-65	+4	23-53/19-54	.434/.352	6-16/4-14	.375/.286	17-29/23-31	.586/.742	37/35 +2	11/9	12/10	4/3	3/5	25/26
CSU BAKERSFIELD	44/29	37/36	81-65	+16	30-57/25-62	.526/.403	5-14/6-19	.357/.316	16-20/9-9	.800/1000	38/27 +11	10/8	9/10	3/4	4/4	10/18
Southern California	44/37	45/39	89-76	+13	34-65/31-66	.523/.470	12-22/6-22	.545/.273	9-12/8-17	.750/.471	39/33 +6	17/12	13/10	4/3	6/6	17/14
ARK - PINE BLUFF	59/30	52/41	111-71	+40	45-79/19-71	.570/.268	10-24/15-44	.417/.341	11-14/18-24	.786/.750	65/28 +37	28/15	15/8	6/3	5/5	17/17
Washington	48/42	25/36	73-78	(5)	26-61/25-55	.426/.455	5-18/7-20	.278/.350	16-20/21-25	.800/.840	28/36 (8)	11/11	12/19	4/6	9/3	22/13
MISSISSIPPI VAL.	38/18	40/22	78-40	+38	27-57/16-55	.474/.291	5-24/4-15	.208/.267	19-28/4-10	.679/.400	42/33 +9	21/8	8/18	6/1	11/7	14/19
UConn	34/45	29/31	63-76	(13)	23-59/29-52	.390/.558	2-12/7-17	.167/.412	15-21/11-15	.714/.733	32/26 +6	5/16	11/9	3/5	4/7	12/16
JACKSON ST.	41/29	59/47	100-76	+24	34-65/26-78	.523/.333	5-18/13-32	.278/.406	27-39/11-16	.692/.688	51/44 +7	20/17	8/8	6/2	7/4	15/24
SAN DIEGO ST.	37/38	37/46	74-84	(10)	25-59/32-64	.424/.500	5-19/8-25	.263/.320	19-25/12-16	.760/.750	35/33 +2	14/9	13/11	2/3	7/5	13/17
PEPPERDINE	45/27	41/33	86-60	+26	32-57/19-58	.561/.328	8-19/7-19	.421/.368	14-18/15-23	.778/.652	41/31 +10	18/12	14/12	4/3	4/6	23/18
SAN DIEGO	55/35	46/39	101-74	+27	39-69/29-66	.565/.439	10-23/9-23	.435/.391	13-21/7-13	.619/.538	39/36 +3	27/14	9/19	5/5	14/7	12/18
Santa Clara	34/40	42/37	76-77	(1)	32-67/29-65	.478/.446	2-20/9-28	.100/.321	10-14/10-14	.714/.714	31/44 (13)	8/21	10/18	2/2	11/6	15/14
Pepperdine	40/40	46/21	86-61	+25	36-64/22-56	.563/.393	8-20/6-18	.400/.333	6-12/11-14	.500/.786	42/26 +16	19/10	7/9	2/2	4/6	17/14
San Diego	54/27	51/36	105-63	+42	39-69/24-70	.565/.343	10-25/6-26	.400/.231	17-26/9-11	.654/.818	51/29 +22	28/12	8/10	5/2	7/5	13/19
SAN FRANCISCO	30/31	47/41	77-72	+5	24-52/25-64	.462/.391	7-21/11-33	.333/.333	22-34/11-14	.647/.786	32/41 (9)	12/10	7/15	3/2	9/4	14/25
Pacific	34/35	48/38	82-73	+9	28-53/25-53	.528/.472	8-22/6-16	.364/.375	18-26/17-22	.692/.773	34/20 +14	9/10	12/9	3/3	7/7	19/20
LMU (CA)	45/29	47/29	92-58	+34	36-61/23-62	.590/.371	7-15/9-24	.467/.375	13-17/3-4	.765/.750	30/33 (3)	19/6	5/20	9/0	12/3	8/14
SAINT MARY'S (CA)	34/33	28/31	62-64	(2)	24-55/25-55	.436/.455	3-14/7-18	.214/.389	11-15/7-13	.733/.538	36/30 +6	5/11	7/5	1/1	4/4	15/15
PORTLAND	50/23	46/41	96-64	+32	38-68/23-64	.559/.359	15-33/9-34	.455/.265	5-5/9-11	1000/.818	43/29 +14	21/9	6/7	1/0	4/1	17/11

Note: Game totals are displayed in the format TEAM/OPPONENT for each category

	POINTS BREAKDOWN							GAME TRENDS		
	Off Turnovers	2nd Chance	In Paint	Fast Break	Bench	Ties	Leads	Largest Deficit		
Nov. 10 - Yale	13-8	20-8	44-20	14-11	25-22	8	8	18 (38-56 16:27, 2nd) Dec. 15 - UConn		
Nov. 14 - Eastern Oregon	22-6	21-6	84-18	24-5	58-36	0	0			
Nov. 20 - Purdue	19-13	10-9	30-44	14-11	10-14	2	4	Largest Deficit Overcome		
Nov. 21 - Syracuse	15-17	25-8	44-36	18-4	15-7	0	0	13 (25-38 2:28, 1st) Jan. 11 - Santa Clara		
Nov. 22 - UCLA	15-10	18-10	22-24	11-5	9-17	0	6	- GU regained lead 58-56 (11:37, 2nd)		
Nov. 28 - CSU Bakersfield	13-13	14-13	38-26	17-4	14-17	0	0			
Dec. 2 - USC	15-10	14-18	40-46	21-8	26-17	0	0	Largest Deficit Overcome in Win		
Dec. 5 - Arkansas Pine Bluff	9-17	21-4	60-8	28-19	49-9	0	0	10 (6-16 15:33, 1st) Nov. 10 - Yale		
Dec. 9 - Washington	15-8	9-11	32-34	11-15	13-11	5	3	- GU regained lead 22-21 (10:19, 1st)		
Dec. 11 - Mississippi Valley St	24-9	10-11	36-20	12-2	39-11	0	0			
Dec. 15 - UConn	8-17	15-8	40-42	7-6	7-17	0	0	Games Trailed at Half		
Dec. 20 - Jackson State	9-11	17-13	50-14	16-10	31-15	0	2	34-45	Dec. 15 - UConn	
Dec. 29 - San Diego State	19-21	11-10	36-40	14-12	11-32	8	6	37-38	Dec. 29 - San Diego State	
Jan. 4 - Pepperdine	13-10	10-7	44-18	14-3	21-14	1	1	34-40	Jan. 11 - Santa Clara	
Jan. 6 - San Diego	27-6	13-18	52-32	21-4	35-9	2	0	30-34	Jan. 25 - San Francisco	
Jan. 11 - Santa Clara	12-11	12-15	48-34	11-10	14-19	9	6	34-35	Jan. 27 - Pacific	
Jan. 18 - Pepperdine	8-6	7-5	42-22	5-9	17-18	5	8			
Jan. 20 - San Diego	12-8	15-6	54-30	32-9	47-22	3	3			
Jan. 25 - San Francisco	19-8	5-15	28-24	20-7	4-14	8	15			
Jan. 27 - Pacific	16-16	12-8	38-32	11-8	6-19	4	8			
Jan. 30 - Loyola Marymount	29-2	12-13	56-16	10-2	20-26	0	2			
Feb. 3 - Saint Mary's	4-11	15-8	36-28	1-4	2-2	2	13			
Feb. 7 - Portland	14-5	6-8	34-24	12-2	42-11	0	0			
TOTALS	347-244	291-234	988-632	344-170	515-378					
AVERAGE PER GAME	15.1-10.6	12.7-10.2	43.0-27.5	15.0-7.4	22.4-16.4					





2023-24 Gonzaga Men's Basketball
Points-rebounds-assists
All games

Opponent	Date	Score	W/L	0	3	4	11	13	14	15	21	22	25	33
				NEMBHARD,R	KRAJNOVIC,	STROMER,DU	HICKMAN,NO	IKE,GRAHAM	STOSIC,PAV	FEW,JOE	YEO,JUN SE	WATSON,ANT	BROOKS,COL	GREGG,BEN
Yale	11/10/2023	86-71	W	16-4-7	0-0-0	8-3-1	15-2-3	11-3-0	DNP	DNP	0-0-0	11-12-2	DNP	6-5-0
Eastern Ore.	11/14/2023	123-57	W	6-4-3	7-4-2	2-2-1	12-4-5	25-11-3	2-0-0	3-1-2	9-7-4	20-6-2	4-7-0	10-6-1
vs Purdue	11/20/2023	63-73	L	11-3-6	2-0-0	9-6-1	11-1-2	14-7-0	DNP	DNP	0-0-0	8-2-4	DNP	2-6-0
vs Syracuse	11/21/2023	76-57	W	11-5-7	1-3-0	3-5-3	19-2-0	16-14-1	0-0-1	0-0-0	0-0-0	12-13-3	DNP	5-2-1
vs UCLA	11/22/2023	69-65	W	12-3-4	DNP	2-8-0	11-0-2	3-5-2	DNP	DNP	5-1-0	32-7-2	DNP	4-8-0
CSU Bakersfield	11/28/2023	81-65	W	22-2-5	DNP	10-3-0	13-3-0	11-6-2	DNP	DNP	2-1-0	11-13-2	DNP	0-0-0
vs Southern California	12/02/2023	89-76	W	15-2-7	DNP	15-5-2	10-3-4	14-10-1	DNP	DNP	0-0-0	9-5-1	DNP	14-8-2
Ark.-Pine Bluff	12/05/2023	111-71	W	7-7-6	7-3-3	8-4-4	13-3-5	17-9-2	4-3-0	0-0-2	10-4-0	15-7-4	3-2-1	8-8-1
at Washington	12/09/2023	73-78	L	12-3-7	DNP	0-3-0	17-0-1	18-6-1	DNP	DNP	2-1-1	13-13-1	DNP	11-1-0
Mississippi Val.	12/11/2023	78-40	W	6-4-5	3-1-1	7-2-5	5-5-3	13-8-0	2-2-0	0-2-2	6-4-0	8-4-3	0-0-0	11-4-1
vs UConn	12/15/2023	63-76	L	15-6-2	DNP	8-6-0	8-1-3	5-5-0	DNP	DNP	0-0-0	20-4-0	DNP	6-4-0
Jackson St.	12/20/2023	100-76	W	11-5-6	DNP	8-6-2	18-1-3	22-11-1	2-0-0	0-0-0	6-3-0	10-8-6	0-1-0	6-5-1
San Diego St.	12/29/2023	74-84	L	15-5-9	DNP	5-4-1	7-4-1	20-10-0	DNP	DNP	0-0-0	16-4-3	DNP	9-2-0
Pepperdine	01/04/2024	86-60	W	10-2-7	DNP	6-5-1	14-4-3	20-7-1	0-1-0	0-0-1	0-2-0	15-6-3	2-0-0	8-7-1
San Diego	01/06/2024	101-74	W	18-6-9	DNP	5-2-3	17-1-4	19-8-0	0-0-1	0-0-0	4-0-1	7-5-4	0-1-0	22-7-2
at Santa Clara	01/11/2024	76-77	L	21-4-5	DNP	0-2-0	4-2-2	5-3-0	DNP	DNP	DNP	32-9-1	DNP	0-5-0
at Pepperdine	01/18/2024	86-61	W	5-5-8	DNP	6-3-0	19-3-1	24-7-3	DNP	0-0-0	2-0-0	16-8-2	DNP	5-10-4
at San Diego	01/20/2024	105-63	W	12-3-12	DNP	11-5-5	13-1-2	6-6-0	0-1-0	2-0-0	3-4-0	12-10-3	5-3-0	15-11-5
San Francisco	01/25/2024	77-72	W	13-1-6	DNP	4-3-0	11-2-1	22-7-1	DNP	DNP	0-0-0	15-7-3	DNP	12-5-1
at Pacific	01/27/2024	82-73	W	12-4-1	DNP	0-1-0	19-3-4	20-3-1	DNP	DNP	DNP	12-11-3	DNP	13-8-0
LMU (CA)	01/30/2024	92-58	W	7-2-4	6-0-0	2-4-1	24-3-5	20-2-2	0-1-0	0-1-1	2-1-0	10-5-4	0-0-0	11-5-1
Saint Mary's (CA)	02/03/2024	62-64	L	18-1-1	0-0-0	0-0-0	7-0-2	12-12-0	DNP	DNP	DNP	16-10-2	DNP	7-10-0
Portland	02/07/2024	96-64	W	10-4-6	7-5-1	8-7-2	12-1-2	7-7-0	0-0-0	DNP	2-1-0	20-5-4	0-1-0	5-4-3

Opponent	Date	Score	W/L	34
				HUFF,BRADE
Yale	11/10/2023	86-71	W	19-9-0
Eastern Ore.	11/14/2023	123-57	W	23-6-0
vs Purdue	11/20/2023	63-73	L	6-6-0
vs Syracuse	11/21/2023	76-57	W	9-3-1
vs UCLA	11/22/2023	69-65	W	0-2-1
CSU Bakersfield	11/28/2023	81-65	W	12-4-1
vs Southern California	12/02/2023	89-76	W	12-2-0
Ark.-Pine Bluff	12/05/2023	111-71	W	19-7-0
at Washington	12/09/2023	73-78	L	0-0-0
Mississippi Val.	12/11/2023	78-40	W	17-4-1
vs UConn	12/15/2023	63-76	L	1-2-0
Jackson St.	12/20/2023	100-76	W	17-9-1
San Diego St.	12/29/2023	74-84	L	2-1-0
Pepperdine	01/04/2024	86-60	W	11-4-1
San Diego	01/06/2024	101-74	W	9-5-3
at Santa Clara	01/11/2024	76-77	L	14-5-0
at Pepperdine	01/18/2024	86-61	W	9-2-1
at San Diego	01/20/2024	105-63	W	26-5-1
San Francisco	01/25/2024	77-72	W	0-4-0
at Pacific	01/27/2024	82-73	W	6-4-0
LMU (CA)	01/30/2024	92-58	W	10-5-1
Saint Mary's (CA)	02/03/2024	62-64	L	2-1-0
Portland	02/07/2024	96-64	W	25-7-3

STARTERS

Nov. 10 - Yale	Nembhard	Hickman	Stromer	Watson	Ike
Nov. 14 - Eastern Oregon	Nembhard	Hickman	Stromer	Watson	Ike
Nov. 20 - Purdue	Nembhard	Hickman	Stromer	Watson	Ike
Nov. 21 - Syracuse	Nembhard	Hickman	Stromer	Watson	Ike
Nov. 22 - UCLA	Nembhard	Hickman	Stromer	Watson	Ike
Nov. 28 - CSU Bakersfield	Nembhard	Hickman	Stromer	Watson	Ike
Dec. 2 - USC	Nembhard	Hickman	Stromer	Watson	Ike
Dec. 5 - Arkansas Pine Bluff	Nembhard	Hickman	Yeo	Watson	Ike
Dec. 9 - Washington	Nembhard	Hickman	Stromer	Watson	Ike
Dec. 11 - Mississippi Valley State	Nembhard	Hickman	Stromer	Watson	Ike
Dec. 15 - UConn	Nembhard	Hickman	Stromer	Watson	Ike
Dec. 20 - Jackson State	Nembhard	Hickman	Stromer	Watson	Ike
Dec. 29 - San Diego State	Nembhard	Hickman	Stromer	Watson	Ike
Jan. 4 - Pepperdine	Nembhard	Hickman	Stromer	Watson	Ike
Jan. 6 - San Diego	Nembhard	Hickman	Stromer	Watson	Ike
Jan. 11 - Santa Clara	Nembhard	Hickman	Stromer	Watson	Ike
Jan. 18 - Pepperdine	Nembhard	Hickman	Gregg	Watson	Ike
Jan. 20 - San Diego	Nembhard	Hickman	Gregg	Watson	Ike
Jan. 25 - San Francisco	Nembhard	Hickman	Gregg	Watson	Ike
Jan. 27 - Pacific	Nembhard	Hickman	Gregg	Watson	Ike
Jan. 30 - Loyola Marymount	Nembhard	Hickman	Gregg	Watson	Ike
Feb. 3 - Saint Mary's	Nembhard	Hickman	Gregg	Watson	Ike
Feb. 7 - Portland	Nembhard	Hickman	Gregg	Watson	Ike





**2023-24 Gonzaga Men's Basketball
Season Schedule/Results & Leaders
All games**

Game Records

Record	Overall	Home	Away	Neutral
ALL GAMES	17-6	11-2	3-2	3-2
CONFERENCE	8-2	5-1	3-1	0-0
NON-CONFERENCE	9-4	6-1	0-1	3-2

Team Results

Date	Opponent		Score	Att.	High Points	High Rebounds
11/10/2023	Yale	W	86-71	6000	(19) HUFF, Braden	(12) WATSON, Anton
11/14/2023	Eastern Ore.	W	123-57	6000	(25) IKE, Graham	(11) IKE, Graham
11/20/2023	vs Purdue	L	63-73	4838	(14) IKE, Graham	(7) IKE, Graham
11/21/2023	vs Syracuse	W	76-57	3602	(19) HICKMAN, Nolan	(14) IKE, Graham
11/22/2023	vs UCLA	W	69-65	3757	(32) WATSON, Anton	(8) GREGG, Ben (8) STROMER, Dusty
11/28/2023	CSU Bakersfield	W	81-65	6000	(22) NEMBHARD, Ryan	(13) WATSON, Anton
12/02/2023	vs Southern California	W	89-76	8116	(15) NEMBHARD, Ryan (15) STROMER, Dusty	(10) IKE, Graham
12/05/2023	Ark.-Pine Bluff	W	111-71	6000	(19) HUFF, Braden	(9) IKE, Graham
12/09/2023	at Washington	L	73-78	9294	(18) IKE, Graham	(13) WATSON, Anton
12/11/2023	Mississippi Val.	W	78-40	6000	(17) HUFF, Braden	(8) IKE, Graham
12/15/2023	vs UConn	L	63-76	16405	(20) WATSON, Anton	(6) NEMBHARD, Ryan (6) STROMER, Dusty
12/20/2023	Jackson St.	W	100-76	6000	(22) IKE, Graham	(11) IKE, Graham
12/29/2023	San Diego St.	L	74-84	6000	(20) IKE, Graham	(10) IKE, Graham
01/04/2024	Pepperdine	W	86-60	12015	(20) IKE, Graham	(7) IKE, Graham (7) GREGG, Ben
01/06/2024	San Diego	W	101-74	6000	(22) GREGG, Ben	(8) IKE, Graham
01/11/2024	at Santa Clara	L	76-77	4200	(32) WATSON, Anton	(9) WATSON, Anton
01/18/2024	at Pepperdine	W	86-61	3128	(24) IKE, Graham	(10) GREGG, Ben
01/20/2024	at San Diego	W	105-63	3007	(26) HUFF, Braden	(11) GREGG, Ben
01/25/2024	San Francisco	W	77-72	6000	(22) IKE, Graham	(7) WATSON, Anton (7) IKE, Graham
01/27/2024	at Pacific	W	82-73	3164	(20) IKE, Graham	(11) WATSON, Anton
01/30/2024	LMU (CA)	W	92-58	6000	(24) HICKMAN, Nolan	(5) WATSON, Anton (5) GREGG, Ben (5) HUFF, Braden
02/03/2024	Saint Mary's (CA)	L	62-64	6000	(18) NEMBHARD, Ryan	(12) IKE, Graham
02/07/2024	Portland	W	96-64	6000	(25) HUFF, Braden	(7) IKE, Graham (7) HUFF, Braden (7) STROMER, Dusty

Attendance Summary

	Games	Attend	Avg/Game
Home	13	84015	6463
Away	5	22793	4559
Neutral	5	36718	7344
Total	23	143526	6240





**2023-24 Gonzaga Men's Basketball
Team High/Low Analysis
All games**

Gonzaga - Game Highs

POINTS	123		Eastern Ore. (11/14/2023)
	111		Ark.-Pine Bluff (12/05/2023)
	105		at San Diego (01/20/2024)
	101		San Diego (01/06/2024)
	100		Jackson St. (12/20/2023)
FIELD GOALS MADE	52		Eastern Ore. (11/14/2023)
	45		Ark.-Pine Bluff (12/05/2023)
FIELD GOAL ATTEMPTS	82		Eastern Ore. (11/14/2023)
	79		Ark.-Pine Bluff (12/05/2023)
FIELD GOAL PERCENTAGE	.634	(52-82)	Eastern Ore. (11/14/2023)
	.590	(36-61)	LMU (CA) (01/30/2024)
3 PT FG MADE	15		Portland (02/07/2024)
	12		vs Southern California (N) (12/02/2023)
3 PT FG ATTEMPTS	33		Portland (02/07/2024)
	32		vs Purdue (N) (11/20/2023)
3 PT FG PERCENTAGE	.545	(12-22)	vs Southern California (N) (12/02/2023)
	.467	(7-15)	LMU (CA) (01/30/2024)
FREE THROWS MADE	27		Jackson St. (12/20/2023)
	22		San Francisco (01/25/2024)
FREE THROW ATTEMPTS	39		Jackson St. (12/20/2023)
	34		San Francisco (01/25/2024)
FREE THROW PERCENTAGE	1.000	(5-5)	Portland (02/07/2024)
	.800	(16-20)	at Washington (12/09/2023)
	.800	(16-20)	CSU Bakersfield (11/28/2023)
REBOUNDS	65		Ark.-Pine Bluff (12/05/2023)
	62		Eastern Ore. (11/14/2023)
ASSISTS	28		at San Diego (01/20/2024)
	28		Ark.-Pine Bluff (12/05/2023)
STEALS	14		San Diego (01/06/2024)
	12		LMU (CA) (01/30/2024)
	12		vs Purdue (N) (11/20/2023)
BLOCKED SHOTS	9		LMU (CA) (01/30/2024)
	7		Eastern Ore. (11/14/2023)
TURNOVERS	18		vs Syracuse (N) (11/21/2023)
	15		Ark.-Pine Bluff (12/05/2023)
FOULS	25		vs UCLA (N) (11/22/2023)
	23		Pepperdine (01/04/2024)



**2023-24 Gonzaga Men's Basketball
Team High/Low Analysis
All games**

Opponent - Game Highs

POINTS	84		San Diego St. (12/29/2023)
	78		at Washington (12/09/2023)
	77		at Santa Clara (01/11/2024)
	76		Jackson St. (12/20/2023)
	76		vs UConn (N) (12/15/2023)
	76		vs Southern California (N) (12/02/2023)
FIELD GOALS MADE	32		San Diego St. (12/29/2023)
	31		vs Southern California (N) (12/02/2023)
FIELD GOAL ATTEMPTS	78		Jackson St. (12/20/2023)
	76		Eastern Ore. (11/14/2023)
FIELD GOAL PERCENTAGE	.558	(29-52)	vs UConn (N) (12/15/2023)
	.500	(32-64)	San Diego St. (12/29/2023)
3 PT FG MADE	15		Ark.-Pine Bluff (12/05/2023)
	13		Jackson St. (12/20/2023)
3 PT FG ATTEMPTS	44		Ark.-Pine Bluff (12/05/2023)
	34		Portland (02/07/2024)
3 PT FG PERCENTAGE	.412	(7-17)	vs UConn (N) (12/15/2023)
	.406	(13-32)	Jackson St. (12/20/2023)
FREE THROWS MADE	23		vs UCLA (N) (11/22/2023)
	21		at Washington (12/09/2023)
FREE THROW ATTEMPTS	31		vs UCLA (N) (11/22/2023)
	25		at Washington (12/09/2023)
FREE THROW PERCENTAGE	1.000	(14-14)	Yale (11/10/2023)
	1.000	(9-9)	CSU Bakersfield (11/28/2023)
REBOUNDS	44		at Santa Clara (01/11/2024)
	44		Jackson St. (12/20/2023)
ASSISTS	21		at Santa Clara (01/11/2024)
	17		Jackson St. (12/20/2023)
STEALS	11		vs Syracuse (N) (11/21/2023)
	9		vs Purdue (N) (11/20/2023)
BLOCKED SHOTS	6		at Washington (12/09/2023)
	5		San Diego (01/06/2024)
	5		vs UConn (N) (12/15/2023)
	5		vs Syracuse (N) (11/21/2023)
TURNOVERS	20		LMU (CA) (01/30/2024)
	19		San Diego (01/06/2024)
	19		at Washington (12/09/2023)
FOULS	26		vs UCLA (N) (11/22/2023)
	25		San Francisco (01/25/2024)



**2023-24 Gonzaga Men's Basketball
Team High/Low Analysis
All games**

Gonzaga - Game Lows

POINTS	62		Saint Mary's (CA) (02/03/2024)
	63		vs UConn (N) (12/15/2023)
	63		vs Purdue (N) (11/20/2023)
	69		vs UCLA (N) (11/22/2023)
	73		at Washington (12/09/2023)
FIELD GOALS MADE	23		vs UConn (N) (12/15/2023)
	23		vs UCLA (N) (11/22/2023)
FIELD GOAL ATTEMPTS	52		San Francisco (01/25/2024)
	53		at Pacific (01/27/2024)
	53		vs UCLA (N) (11/22/2023)
FIELD GOAL PERCENTAGE	.377	(26-69)	vs Purdue (N) (11/20/2023)
	.390	(23-59)	vs UConn (N) (12/15/2023)
3 PT FG MADE	2		at Santa Clara (01/11/2024)
	2		vs UConn (N) (12/15/2023)
3 PT FG ATTEMPTS	12		vs UConn (N) (12/15/2023)
	14		Saint Mary's (CA) (02/03/2024)
	14		CSU Bakersfield (11/28/2023)
3 PT FG PERCENTAGE	.100	(2-20)	at Santa Clara (01/11/2024)
	.167	(2-12)	vs UConn (N) (12/15/2023)
FREE THROWS MADE	5		Portland (02/07/2024)
	5		vs Purdue (N) (11/20/2023)
FREE THROW ATTEMPTS	5		Portland (02/07/2024)
	8		vs Purdue (N) (11/20/2023)
FREE THROW PERCENTAGE	.500	(6-12)	at Pepperdine (01/18/2024)
	.571	(12-21)	Eastern Ore. (11/14/2023)
REBOUNDS	28		at Washington (12/09/2023)
	30		LMU (CA) (01/30/2024)
ASSISTS	5		Saint Mary's (CA) (02/03/2024)
	5		vs UConn (N) (12/15/2023)
STEALS	3		vs UCLA (N) (11/22/2023)
	4		Portland (02/07/2024)
	4		Saint Mary's (CA) (02/03/2024)
	4		at Pepperdine (01/18/2024)
	4		Pepperdine (01/04/2024)
	4		vs UConn (N) (12/15/2023)
	4		CSU Bakersfield (11/28/2023)
BLOCKED SHOTS	0		Yale (11/10/2023)
	1		Portland (02/07/2024)
	1		Saint Mary's (CA) (02/03/2024)
TURNOVERS	5		LMU (CA) (01/30/2024)
	6		Portland (02/07/2024)
FOULS	8		LMU (CA) (01/30/2024)
	10		CSU Bakersfield (11/28/2023)



2023-24 Gonzaga Men's Basketball
Team High/Low Analysis
All games

Opponent - Game Lows

POINTS	40		Mississippi Val. (12/11/2023)
	57		vs Syracuse (N) (11/21/2023)
	57		Eastern Ore. (11/14/2023)
	58		LMU (CA) (01/30/2024)
	60		Pepperdine (01/04/2024)
FIELD GOALS MADE	16		Mississippi Val. (12/11/2023)
	19		Pepperdine (01/04/2024)
	19		Ark.-Pine Bluff (12/05/2023)
	19		vs UCLA (N) (11/22/2023)
FIELD GOAL ATTEMPTS	52		vs UConn (N) (12/15/2023)
	53		at Pacific (01/27/2024)
FIELD GOAL PERCENTAGE	.268	(19-71)	Ark.-Pine Bluff (12/05/2023)
	.289	(22-76)	Eastern Ore. (11/14/2023)
3 PT FG MADE	3		vs Syracuse (N) (11/21/2023)
	4		Mississippi Val. (12/11/2023)
	4		vs UCLA (N) (11/22/2023)
	4		vs Purdue (N) (11/20/2023)
3 PT FG ATTEMPTS	14		vs UCLA (N) (11/22/2023)
	15		Mississippi Val. (12/11/2023)
3 PT FG PERCENTAGE	.125	(3-24)	vs Syracuse (N) (11/21/2023)
	.200	(6-30)	Eastern Ore. (11/14/2023)
FREE THROWS MADE	3		LMU (CA) (01/30/2024)
	4		Mississippi Val. (12/11/2023)
FREE THROW ATTEMPTS	4		LMU (CA) (01/30/2024)
	9		CSU Bakersfield (11/28/2023)
FREE THROW PERCENTAGE	.400	(4-10)	Mississippi Val. (12/11/2023)
	.471	(8-17)	vs Southern California (N) (12/02/2023)
REBOUNDS	20		at Pacific (01/27/2024)
	26		at Pepperdine (01/18/2024)
	26		vs UConn (N) (12/15/2023)
ASSISTS	5		Eastern Ore. (11/14/2023)
	6		LMU (CA) (01/30/2024)
	6		vs Syracuse (N) (11/21/2023)
STEALS	1		Portland (02/07/2024)
	3		LMU (CA) (01/30/2024)
	3		at Washington (12/09/2023)
BLOCKED SHOTS	0		Portland (02/07/2024)
	0		LMU (CA) (01/30/2024)
TURNOVERS	5		Saint Mary's (CA) (02/03/2024)
	7		Portland (02/07/2024)
FOULS	11		Portland (02/07/2024)
	12		vs Purdue (N) (11/20/2023)



**2023-24 Gonzaga Men's Basketball
Player Highs Analysis
All games**

Gonzaga - Individual Game Highs

POINTS	32		Anton Watson at Santa Clara (01/11/2024)
	32		Anton Watson vs UCLA (N) (11/22/2023)
	26		Braden Huff at San Diego (01/20/2024)
	25		Braden Huff vs Portland (02/07/2024)
	25		Graham Ike vs Eastern Ore. (11/14/2023)
FIELD GOALS MADE	14		Anton Watson at Santa Clara (01/11/2024)
	14		Anton Watson vs UCLA (N) (11/22/2023)
FIELD GOAL ATTEMPTS	19		Ryan Nembhard at Santa Clara (01/11/2024)
	18		Anton Watson at Santa Clara (01/11/2024)
	18		Nolan Hickman vs Yale (11/10/2023)
FIELD GOAL PERCENTAGE (min 5 made)	.933	(14-15)	Anton Watson vs UCLA (N) (11/22/2023)
	.917	(11-12)	Graham Ike vs Eastern Ore. (11/14/2023)
3 PT FG MADE	4		Nolan Hickman vs Portland (02/07/2024)
	4		Nolan Hickman vs LMU (CA) (01/30/2024)
	4		Ryan Nembhard vs San Diego (01/06/2024)
	4		Nolan Hickman vs Pepperdine (01/04/2024)
	4		Dusty Stromer vs Southern California (N) (12/02/2023)
3 PT FG ATTEMPTS	10		Nolan Hickman at Pepperdine (01/18/2024)
	9		Dusty Stromer vs Southern California (N) (12/02/2023)
	9		Ryan Nembhard vs Purdue (N) (11/20/2023)
3 PT FG PERCENTAGE (min 2 made)	1.000	(3-3)	Anton Watson vs UCLA (N) (11/22/2023)
	1.000	(2-2)	Ben Gregg vs Ark.-Pine Bluff (12/05/2023)
	1.000	(2-2)	Graham Ike vs Eastern Ore. (11/14/2023)
FREE THROWS MADE	10		Graham Ike vs San Francisco (01/25/2024)
	10		Graham Ike vs Jackson St. (12/20/2023)
FREE THROW ATTEMPTS	14		Graham Ike vs Jackson St. (12/20/2023)
	11		Graham Ike vs San Francisco (01/25/2024)
FREE THROW PERCENTAGE (min 3 made)	1.000	(6-6)	Nolan Hickman at Pacific (01/27/2024)
	1.000	(6-6)	Ben Gregg vs Mississippi Val. (12/11/2023)
	1.000	(6-6)	Ryan Nembhard vs UCLA (N) (11/22/2023)
	1.000	(5-5)	Ryan Nembhard vs Jackson St. (12/20/2023)
	1.000	(4-4)	Graham Ike vs Saint Mary's (CA) (02/03/2024)
	1.000	(4-4)	Ben Gregg vs San Francisco (01/25/2024)
	1.000	(4-4)	Anton Watson at Santa Clara (01/11/2024)
	1.000	(4-4)	Ben Gregg vs San Diego (01/06/2024)
	1.000	(4-4)	Graham Ike vs Pepperdine (01/04/2024)
	1.000	(4-4)	Ben Gregg vs San Diego St. (12/29/2023)
	1.000	(4-4)	Nolan Hickman vs Jackson St. (12/20/2023)
	1.000	(4-4)	Ben Gregg at Washington (12/09/2023)
	1.000	(4-4)	Ryan Nembhard at Washington (12/09/2023)
	1.000	(4-4)	Graham Ike vs Southern California (N) (12/02/2023)
	1.000	(3-3)	Colby Brooks at San Diego (01/20/2024)
	1.000	(3-3)	Graham Ike vs Mississippi Val. (12/11/2023)
1.000	(3-3)	Nolan Hickman vs Syracuse (N) (11/21/2023)	
1.000	(3-3)	Nolan Hickman vs Eastern Ore. (11/14/2023)	
1.000	(3-3)	Braden Huff vs Yale (11/10/2023)	
REBOUNDS	14		Graham Ike vs Syracuse (N) (11/21/2023)
	13		Anton Watson at Washington (12/09/2023)
	13		Anton Watson vs CSU Bakersfield (11/28/2023)
	13		Anton Watson vs Syracuse (N) (11/21/2023)
ASSISTS	12		Ryan Nembhard at San Diego (01/20/2024)
	9		Ryan Nembhard vs San Diego (01/06/2024)
	9		Ryan Nembhard vs San Diego St. (12/29/2023)
STEALS	6		Anton Watson at Santa Clara (01/11/2024)
	5		Anton Watson at Washington (12/09/2023)





**2023-24 Gonzaga Men's Basketball
Player Highs Analysis
All games**

Opponent - Individual Game Highs

POINTS	28		Boogie Ellis vs Southern California (N) (12/02/2023)
	26		Joe French vs Ark.-Pine Bluff (12/05/2023)
	25		Ken Evans vs Jackson St. (12/20/2023)
	25		Zach Edey vs Purdue (N) (11/20/2023)
	24		Deuce Turner vs San Diego (01/06/2024)
FIELD GOALS MADE	12		Boogie Ellis vs Southern California (N) (12/02/2023)
	9		Judah Mintz vs Syracuse (N) (11/21/2023)
FIELD GOAL ATTEMPTS	21		Boogie Ellis vs Southern California (N) (12/02/2023)
	19		Joe French vs Ark.-Pine Bluff (12/05/2023)
	19		Rashad Williams vs Ark.-Pine Bluff (12/05/2023)
	19		Kaleb Higgins vs CSU Bakersfield (11/28/2023)
FIELD GOAL PERCENTAGE (min 5 made)	.750	(6-8)	Modestas Kancleris vs CSU Bakersfield (11/28/2023)
	.750	(6-8)	Braden Smith vs Purdue (N) (11/20/2023)
3 PT FG MADE	8		Joe French vs Ark.-Pine Bluff (12/05/2023)
	5		Ken Evans vs Jackson St. (12/20/2023)
3 PT FG ATTEMPTS	12		Joe French vs Ark.-Pine Bluff (12/05/2023)
	12		Rashad Williams vs Ark.-Pine Bluff (12/05/2023)
3 PT FG PERCENTAGE (min 2 made)	1.000	(2-2)	Paul Mulcahy at Washington (12/09/2023)
	.800	(4-5)	John Poulakidas vs Yale (11/10/2023)
FREE THROWS MADE	9		Houston Mallette vs Pepperdine (01/04/2024)
	9		Jaedon LeDee vs San Diego St. (12/29/2023)
	9		Zach Edey vs Purdue (N) (11/20/2023)
FREE THROW ATTEMPTS	13		Houston Mallette vs Pepperdine (01/04/2024)
	12		Jaedon LeDee vs San Diego St. (12/29/2023)
FREE THROW PERCENTAGE (min 3 made)	1.000	(8-8)	Kylen Milton vs Ark.-Pine Bluff (12/05/2023)
	1.000	(6-6)	Malik Thomas vs San Francisco (01/25/2024)
	1.000	(6-6)	Keion Brooks Jr. at Washington (12/09/2023)
	1.000	(6-6)	August Mahoney vs Yale (11/10/2023)
	1.000	(4-4)	Christoph Tilly at Santa Clara (01/11/2024)
	1.000	(4-4)	Jordan O'Neal vs Jackson St. (12/20/2023)
	1.000	(4-4)	Lazar Stefanovic vs UCLA (N) (11/22/2023)
	1.000	(4-4)	Casey Simmons vs Yale (11/10/2023)
	1.000	(3-3)	Vukasin Masic vs Portland (02/07/2024)
	1.000	(3-3)	Jaden Alexander vs CSU Bakersfield (11/28/2023)
	1.000	(3-3)	JJ Starling vs Syracuse (N) (11/21/2023)
REBOUNDS	14		Michael Ajayi vs Pepperdine (01/04/2024)
	14		Zach Edey vs Purdue (N) (11/20/2023)
ASSISTS	6		Moe Odum at Pacific (01/27/2024)
	6		Adama Bal at Santa Clara (01/11/2024)
	6		Dragos Lungu vs San Diego (01/06/2024)
	6		Isaiah Collier vs Southern California (N) (12/02/2023)
	6		Braden Smith vs Purdue (N) (11/20/2023)
STEALS	5		Jevon Porter vs Pepperdine (01/04/2024)
	5		Braden Smith vs Purdue (N) (11/20/2023)
BLOCKED SHOTS	5		Franck Kepnang at Washington (12/09/2023)
	4		Naheem McLeod vs Syracuse (N) (11/21/2023)
TURNOVERS	6		Deuce Turner vs San Diego (01/06/2024)
	6		Sahvir Wheeler at Washington (12/09/2023)
FOULS	5		Ndewedo Newbury vs San Francisco (01/25/2024)
	5		Malik Thomas vs San Francisco (01/25/2024)
	5		Boubacar Coulibaly at Pepperdine (01/18/2024)
	5		Jordan O'Neal vs Jackson St. (12/20/2023)
	5		Walter Hamilton vs Mississippi Val. (12/11/2023)
	5		Kenneth Nwuba vs UCLA (N) (11/22/2023)



2023-24 Gonzaga Men's Basketball
Season/Career Statistics
All games

Summary

Player	Season Statistics										Career Statistics									
	GP-GS	MIN/G	FG%	3FG%	FT%	R/G	A/G	STL	BLK	PTS/G	GP-GS	MIN/G	FG%	3FG%	FT%	R/G	A/G	STL	BLK	PTS/G
BROOKS, Colby	9-0	3.8	.385	.000	.571	1.7	0.1	0	0	1.6	17-0	3.4	.542	.333	.667	1.4	0.1	2	0	2.1
FEW, Joe	10-0	5.0	.200	.000	.300	0.4	0.8	3	1	0.5	23-0	3.2	.071	.000	.333	0.6	0.5	3	1	0.3
GREGG, Ben	23-7	20.9	.504	.339	.776	5.7	1.0	26	13	8.3	94-7	11.4	.479	.347	.727	3.1	0.6	46	48	4.6
HICKMAN, Nolan	23-23	34.4	.446	.381	.829	2.1	2.5	29	10	13.0	92-59	25.8	.435	.353	.793	2.0	2.3	85	28	8.1
HUFF, Braden	23-0	15.0	.616	.347	.455	4.2	0.7	6	14	10.8	23-0	15.0	.616	.347	.455	4.2	0.7	6	14	10.8
IKE, Graham	23-23	22.4	.604	.385	.763	7.3	0.9	16	13	15.0	68-63	26.7	.547	.320	.725	8.1	1.1	44	26	16.5
KRAJNOVIC, Luka	9-0	10.6	.500	.333	.700	1.8	0.8	5	0	3.7	9-0	10.6	.500	.333	.700	1.8	0.8	5	0	3.7
NEMBHARD, Ryan	23-23	34.9	.433	.306	.739	3.7	5.8	26	1	12.4	87-87	34.5	.423	.330	.790	3.6	4.9	86	5	11.9
STOSIC, Pavle	10-0	4.0	.333	.000	.000	0.8	0.2	1	3	1.0	10-0	4.0	.333	.000	.000	0.8	0.2	1	3	1.0
STROMER, Dusty	23-15	26.1	.333	.329	.862	3.9	1.4	17	12	5.5	23-15	26.1	.333	.329	.862	3.9	1.4	17	12	5.5
WATSON, Anton	23-23	29.7	.609	.444	.625	7.6	2.7	37	12	14.8	139-82	22.8	.595	.304	.618	5.1	1.9	199	76	9.2
YEO, Jun Seok	20-1	8.1	.429	.150	.667	1.5	0.3	2	5	2.7	20-1	8.1	.429	.150	.667	1.5	0.3	2	5	2.7

Scoring

Player	Season Statistics								Career Statistics							
	FG-FGA	FG%	3FG-3FGA	3FG%	FT-FTA	FT%	PTS	PTS/G	FG-FGA	FG%	3FG-3FGA	3FG%	FT-FTA	FT%	PTS	PTS/G
BROOKS, Colby	5-13	.385	0-1	.000	4-7	.571	14	1.6	13-24	.542	1-3	.333	8-12	.667	35	2.1
FEW, Joe	1-5	.200	0-2	.000	3-10	.300	5	0.5	1-14	.071	0-6	.000	4-12	.333	6	0.3
GREGG, Ben	62-123	.504	21-62	.339	45-58	.776	190	8.3	151-315	.479	50-144	.347	80-110	.727	432	4.6
HICKMAN, Nolan	111-249	.446	48-126	.381	29-35	.829	299	13.0	282-648	.435	118-334	.353	65-82	.793	747	8.1
HUFF, Braden	106-172	.616	17-49	.347	20-44	.455	249	10.8	106-172	.616	17-49	.347	20-44	.455	249	10.8
IKE, Graham	134-222	.604	5-13	.385	71-93	.763	344	15.0	428-783	.547	8-25	.320	258-356	.725	1122	16.5
KRAJNOVIC, Luka	12-24	.500	2-6	.333	7-10	.700	33	3.7	12-24	.500	2-6	.333	7-10	.700	33	3.7
NEMBHARD, Ryan	106-245	.433	22-72	.306	51-69	.739	285	12.4	382-903	.423	108-327	.330	166-210	.790	1038	11.9
STOSIC, Pavle	5-15	.333	0-6	.000	0-2	.000	10	1.0	5-15	.333	0-6	.000	0-2	.000	10	1.0
STROMER, Dusty	38-114	.333	26-79	.329	25-29	.862	127	5.5	38-114	.333	26-79	.329	25-29	.862	127	5.5
WATSON, Anton	137-225	.609	16-36	.444	50-80	.625	340	14.8	505-849	.595	41-135	.304	228-369	.618	1279	9.2
YEO, Jun Seok	18-42	.429	3-20	.150	14-21	.667	53	2.7	18-42	.429	3-20	.150	14-21	.667	53	2.7

Totals

Player	Season Statistics									Career Statistics						
	O-REB	D-REB	TOTAL	PF	FO	A	TO	A/TO	O-REB	D-REB	TOTAL	PF	FO	A	TO	A/TO
BROOKS, Colby	5	10	15	4	0	1	2	0.5	7	16	23	6	0	1	5	0.2
FEW, Joe	0	4	4	4	0	8	2	4.0	2	11	13	6	0	12	2	6.0
GREGG, Ben	34	97	131	43	0	24	15	1.6	96	196	292	142	2	59	48	1.2
HICKMAN, Nolan	3	46	49	35	0	58	36	1.6	14	174	188	126	0	215	107	2.0
HUFF, Braden	37	60	97	41	1	15	11	1.4	37	60	97	41	1	15	11	1.4
IKE, Graham	53	114	167	60	1	21	40	0.5	160	389	549	213	6	73	172	0.4
KRAJNOVIC, Luka	3	13	16	9	0	7	10	0.7	3	13	16	9	0	7	10	0.7
NEMBHARD, Ryan	9	76	85	39	1	133	50	2.7	28	289	317	165	3	428	212	2.0
STOSIC, Pavle	3	5	8	8	0	2	4	0.5	3	5	8	8	0	2	4	0.5
STROMER, Dusty	25	64	89	46	0	32	24	1.3	25	64	89	46	0	32	24	1.3
WATSON, Anton	54	120	174	50	0	62	32	1.9	231	473	704	312	5	271	154	1.8
YEO, Jun Seok	9	20	29	23	0	6	7	0.9	9	20	29	23	0	6	7	0.9

QUICKIE GAME RECORDS

Individual Game

Points

- 52 - Frank Burgess vs. UC-Davis (1-26-61)
- 50 - Jean Claude Lefebvre vs. Whitworth (2-18-58)

Field Goals Made

- 20 - Jean Claude Lefebvre vs. Whitworth (2-18-58)

Free Throws Made

- 16 - Ronny Turiaf vs. Cincinnati (NCAA - 3-20-03)
- 16 - Blake Stepp vs. Washington (12-2-02)
- 16 - Ronny Turiaf vs. Indiana (11-26-02)
- 16 - Frank Burgess (4 times)

Free Throw Percentage (1.000 - min. 10 attempts)

- (15-15) - Sam Dower vs. Santa Clara (3-8-14)
- (15-15) - Geoff Goss vs. Idaho State (1-6-93)
- (15-15) - Frank Burgess vs. Idaho (3-3-61)

Rebounds

- 33 - Jim Dixon vs. Eastern Washington (1-23-61)
- 28 - Paul Cathey vs. Nevada-Las Vegas (12-28-77)

Assists

- 16 - Blake Stepp vs. Long Beach State (12-20-02)
- 14 - Andrew Nembhard at Pepperdine (2-16-22)
- 14 - Joel Ayayi at Portland (1-9-21)
- 13 - Josh Perkins at Creighton (12-1-18)
- 13 - Jeremy Pargo vs. Virginia Tech (11-24-07)
- 13 - Derek Raivio vs. Montana (11-21-04)
- 13 - Blake Stepp vs. Idaho (11-21-03)
- 13 - Matt Santangelo vs. Loyola Marymount (2-11-00)
- 13 - John Stockton vs. Portland (2-11-84)
- 13 - John Stockton vs. San Diego (1-19-84)
- 13 - Ken Tyler vs. Montana State (2-1-75)

Steals (Under Mark Few)

- 7 - Derek Raivio vs. Montana (11-21-04)
- 6 - Andrew Nembhard at BYU (2-5-22)
- 6 - Nigel Williams-Goss vs. Saint Mary's (3-7-17)
- 6 - David Stockton vs. South Dakota (11-18-12)
- 6 - Jeremy Pargo vs. Loyola Marymount (2-11-08)
- 6 - Derek Raivio vs. Loyola Marymount (1-6-07)

Blocks (Under Mark Few)

- 7 - Chet Holmgren vs. Dixie State (11-9-21)
- 7 - Chet Holmgren vs. Georgia State (3-17-22)
- 7 - Przemek Karnowski vs. Saint Mary's (1-2-14)
- 6 - Chet Holmgren vs. San Francisco (3-7-22)
- 6 - Chet Holmgren at San Francisco (2-24-22)
- 6 - Chet Holmgren vs. BYU (1-13-22)
- 6 - Brandon Clarke vs. Texas Southern (11-10-18)
- 6 - Brandon Clarke vs. Duke (11-21-18)
- 6 - Zach Collins vs. South Carolina (4-1-17)
- 6 - Austin Daye vs. Idaho (11-13-07)
- 6 - Josh Heytvelt at Pepperdine (2-3-07)
- 6 - Robert Sacre at Pepperdine (2-20-10)
- 6 - Abdulla Kuso at San Diego (2-18-08)
- 6 - Abdulla Kuso vs. Duke (12-21-06)

Team Game

Points Scored - Gonzaga

- 136 vs. Loyola Marymount, 2-18-89 (L 147-136)

Points Scored - Opponent

- 147 - Loyola Marymount, 2-18-89 (147-146)

Biggest Margin of Victory

- 78 - Eastern Oregon, 12-28-22 (120-42)
- 66 - Eastern Oregon, 11-15-23 (123-57)**
- 61 - Denver, 12-21-18 (101-40)

Biggest Margin of Defeat

- 69 vs. Montana, 2-5-45 (103-34)

Rebounds

- 74 vs. Idaho, 1-22-66

Field Goals Made

- 52 vs. Eastern Oregon, 11-15-23**

Field Goals Attempted

- 84 vs. Loyola Marymount, 1-19-90

Field Goal Percentage - Game

- 71.8 vs. Saint Mary's, 1-13-96 (28-39)
- 70.8 vs. Washington State, 12-28-03 (34-48)
- 70.4 vs. Warner Pacific, 12-21-88 (38-54)

Field Goal Percentage - Half

- 84.5 vs. Denver, 12-21-18 (101-40)
- 80.0 vs. San Francisco, 1-16-88 (16-20)
- 80.0 vs. Santa Clara, 1-23-82 (12-15)

Free Throws Made

- 41 vs. Davidson, 12-12-09
- 41 vs. Fairfield, 12-11-90
- 37 vs. San Francisco, 1-15-94
- 36 vs. Santa Clara, 2-12-81
- 36 vs. Eastern Washington, 11-11-11
- 36 vs. BYU, 2-23-12

Free Throws Attempted

- 54 vs. Davidson, 12-12-09
- 53 vs. Loyola Marymount, 2-24-84
- 51 vs. Fairfield, 12-11-90
- 51 vs. Eastern Washington, 11-11-11

Free Throw Percentage - Game (Min. 10 attempts)

- 1.000 vs. BYU, 1-25-14 (12-12)
- 1.000 vs. Michigan State, 11-22-05 (26-26)* (12-12 in OT)
- 1.000 vs. Eastern Washington, 12-11-93 (20-20)
- 1.000 vs. Pepperdine, 1-13-11 (12-12)

WHERE ARE THEY NOW

Bryan Alberts (2014-17)

Höttur in Iceland Premier League

Martynas Arlauskas (2019-22)

Pieno Zvaigzdes in Lithuanian LKL

Joel Ayayi (2017-21)

Nanterre 92 in French LNB Pro A

Rasir Bolton (2021-23)

Telenet Giants Antwerp in BNXT Belgian League

Ira Brown (2007-09)

Chiba Jets Funabashi in Japanese Super League

Brandon Clarke (2017-19)

Memphis Grizzlies in the NBA

Zach Collins (2016-17)

San Antonio Spurs in the NBA

Aaron Cook (2020-21)

BC Nevėžis in Lithuanian LKL

Geno Crandall (2018-19)

Hapoel Be'er Sheva B.C. in Israeli Premier League

Austin Daye (2007-10)

Victoria Libertas in Italian Serie A

Micah Downs (2006-09)

Portimonense in Portuguese Liga Betclic

Admon Gilder (2019-20)

G-League Ignite in NBA G League

Rui Hachimura (2016-19)

Los Angeles Lakers in the NBA

Elias Harris (2009-13)

Bayern Munich in German BBL

Chet Holmgren (2021-22)

Oklahoma City Thunder in the NBA

Jeremy Jones (2015-19)

FE Nagoya in Japanese B2 League

Corey Kispert (2017-21)

Washington Wizards in the NBA

Guy Landry Edi (2010-13)

Calgary Surge in CEBL

Jordan Mathews (2016-17)

PGE Spojnia Stargard in Polish EBL

Eric McClellan (2014-16)

Enosis Neon Paralimni in Cyprus Division A

Silas Melson (2014-18)

MHP Riesen Ludwigsburg in German Bundesliga

Andrew Nembhard (2020-22)

Indiana Pacers in the NBA

Kelly Olynyk (2010-14)

Utah Jazz in the NBA

Kevin Pangos (2011-15)

Olimpia Milano in Italian Lega Basket Serie A

Jeremy Pargo (2005-09)

G-League Ignite in NBA G League

Josh Perkins (2014-19)

BC Uralmash Yekaterinburg in VTB United League in Russia

Domantas Sabonis (2014-16)

Sacramento Kings in the NBA

Malachi Smith (2021-23)

Rip City Remix in NBA G League

David Stockton (2010-14)

G-League Ignite in NBA G League

Julian Strawther (2020-23)

Denver Nuggets in the NBA

Jalen Suggs (2020-21)

Orlando Magic in the NBA

Drew Timme (2019-23)

Wisconsin Herd in NBA G League

Byron Wesley (2014-15)

Olympique Antibes in French Second Division

Johnathan Williams III (2015-18)

Phoenix Super LPG in Philippine Basketball Association

Nigel Williams-Goss (2015-17)

Olympiacos B.C. in Greek Basketball League

Kyle Wiltjer (2014-16)

Reyer Venezia in Italian Lega Basket Serie A

Ryan Woolridge (2018-19)

Naturtex-SZTE Szedeák in Hungarian A Division



LAST FOUR BOXES



Official Basketball Box Score - Final
Portland at Gonzaga
03/07/24 McCarty Athletic Center, Spokane
2023-24 Men's Basketball

Game Time: 8:00 PM
Game Duration: 1:44
Attendance: 6,300

Officials: Verna Harris, Roger Ayres, Michael Reed

Portland - 64

Record: 9-16 (2-7)

NO.	Name	Min	FG	3P	FT	Rebounds		Fouls	TP	AS	TO	ST	Blocks	+/-														
						OR	DR								FF	RD												
3	Yolo Yemanouch-Williams	19:36	4-8	1-4	2-3	1	4	5	0	4	11	0	0	0	-12													
24	Boi Dengiti	F 34:12	4-14	2-7	2-2	2	6	8	2	2	12	1	0	0	-27													
0	Vukasin Masic	C 35:49	4-12	1-5	3-3	0	3	3	0	2	12	5	2	0	-31													
2	Tyler Robertson	C 32:18	2-9	1-5	0-0	0	4	4	4	6	5	2	2	0	-23													
4	Juan Sebastian Gonzalez	34:54	5-13	3-10	0-0	1	1	3	0	13	1	2	0	0	-30													
23	Vasilije Vucinic	11:14	2-4	0-0	2-3	2	0	2	0	2	6	0	0	0	-14													
5	Chris Austin	21:22	1-2	0-0	0-0	0	3	3	2	1	2	0	1	0	-16													
10	Coleman Lemke	13:39	1-3	1-3	0-0	0	0	0	0	3	0	0	0	0	-7													
Team														0	0	0	0	0										
Totals														23-64	9-34	5-11	5	24	29	11	17	64	9	7	1	0	1	-32

Shooting By Period

1 st FG%	9-34 26.5%
3PT%	4-17 23.5%
FT%	12 50%
2 nd FG%	14-30 46.7%
3PT%	5-17 29.4%
FT%	8-9 88.9%
GMFG%	23-64 35.9%
3PT%	9-34 26.5%
FT%	9-11 81.8%

Dead Ball Rebounds: 1, 0

Gonzaga - 95

Record: 17-6 (8-2)

NO.	Name	Min	FG	3P	FT	Rebounds		Fouls	TP	AS	TO	ST	Blocks	+/-														
						OR	DR								FF	RD												
13	Graham Ike	F 15:28	3-5	0-0	1-1	0	7	7	4	4	7	0	3	0	0	19												
22	Anton Watson	F 20:08	9-11	2-3	0-0	1	4	5	1	2	20	4	0	0	1	21												
33	Ben Gregg	F 19:21	1-5	1-4	2-2	0	4	4	1	1	5	3	0	1	0	24												
0	Ryan Nembhard	G 30:14	4-8	2-4	0-0	1	3	4	2	1	10	6	0	0	0	33												
11	Nolan Hickman	G 27:30	4-7	4-6	0-0	1	1	0	0	12	2	0	0	0	0	20												
4	Dusty Stromer	30:42	2-7	2-6	2-2	1	6	7	2	3	8	2	1	1	0	20												
34	Braden Huff	24:13	11-16	3-5	0-0	2	5	7	2	0	25	3	0	0	0	13												
3	Luka Krajnovic	14:58	3-4	1-2	0-0	1	4	5	2	0	7	1	2	1	0	0												
21	Jun Seok Yeo	07:12	1-2	0-1	0-0	0	1	1	1	1	2	0	0	0	0	-1												
14	Pavle Stolic	04:49	0-2	0-1	0-0	0	0	0	0	2	0	0	0	0	0	-1												
25	Coby Brooks	02:19	0-1	0-1	0-0	0	1	1	0	0	0	0	0	0	0	-1												
Team														0	1	1	0	0	0	0	0	0	0	0	0	0	32	
Totals														38-68	15-33	5-9	6	37	43	17	11	96	21	6	4	1	0	32

Shooting By Period

1 st FG%	19-33 57.6%
3PT%	9-17 52.9%
FT%	33 100%
2 nd FG%	19-36 52.8%
3PT%	6-16 37.5%
FT%	2-2 100%
GMFG%	38-68 55.9%
3PT%	15-33 45.5%
FT%	5-5 100.0%

Dead Ball Rebounds: 0, 0

Portland - 64

Record: 9-16 (2-7)

Biggest lead	POR		GON		Points from Turnovers	POR		GON		Turnovers	Period by Period Scoring			
	1st	2nd	1st	2nd		1st	2nd	TOT						
Biggest lead	0	(1 st 20:00)	37	(2 nd 5:48)	5	14	23	41	64	5	14	23	41	64
Best Scoring Run	9	(2 nd 14:25)	10	(1 st 14:35)	24	34	23	34	64	23	41	64	64	
Lead Changes	0		0		6	6	23	41	64	23	41	64	64	
Times Tied	0		0		12	12	23	41	64	23	41	64	64	
Time with Lead	00:00		39:38		11	42	23	41	64	23	41	64	64	



Official Basketball Box Score - Final
Saint Mary's (CA) at Gonzaga
03/03/24 McCarty Athletic Center, Spokane
2023-24 Men's Basketball

Game Time: 7:30 PM
Game Duration: 2:00
Attendance: 6,000

Officials: Randy McCall, Mike Harris, Mike Liberman

Saint Mary's (CA) - 64

Record: 18-6 (9-6)

NO.	Name	Min	FG	3P	FT	Rebounds		Fouls	TP	AS	TO	ST	Blocks	+/-														
						OR	DR								FF	RD												
5	Joshua Jefferson	F 40:00	7-14	1-1	1	10	11	2	2	16	4	1	0	0	2													
11	Mitchell Seaton	C 35:43	6-10	0-0	3-8	4	2	6	4	6	15	0	0	0	1													
3	Augustus Marcoularis	C 37:57	4-9	2-3	1-2	0	3	3	3	11	4	2	0	0	4													
20	Aidan Mahoney	C 34:22	7-17	4-10	2-2	0	0	0	3	2	20	1	0	0	5													
44	Alex Ducas	G 25:58	0-1	0-1	0-0	2	3	5	0	1	2	1	0	0	-7													
1	Harry Wessela	04:17	0-0	0-0	0-0	0	1	1	2	0	0	0	0	0	-2													
33	Luke Barrett	14:02	0-1	0-0	0-0	0	0	0	0	1	0	0	0	0	0													
2	Jordan Ross	07:41	1-3	0-1	0-0	0	2	2	0	1	2	0	1	0	-1													
Team														1	2	0	0	0	0	0								
Totals														25-55	7-18	7-13	8	22	30	15	15	64	11	5	4	1	1	2

Shooting By Period

1 st FG%	13-32 40.6%
3PT%	4-12 33.3%
FT%	3-5 60%
2 nd FG%	12-23 52.2%
3PT%	3-6 50.0%
FT%	4-8 50%
GMFG%	25-55 45.5%
3PT%	7-18 38.9%
FT%	7-13 53.8%

Dead Ball Rebounds: 2, 0

Gonzaga - 62

Record: 16-6 (7-2)

NO.	Name	Min	FG	3P	FT	Rebounds		Fouls	TP	AS	TO	ST	Blocks	+/-														
						OR	DR								FF	RD												
13	Graham Ike	F 35:09	4-10	0-1	4-4	2	10	12	4	4	12	0	2	1	0	7												
22	Anton Watson	F 40:00	6-10	1-1	3-4	4	6	10	4	3	16	2	1	1	0	-2												
33	Ben Gregg	F 31:55	3-7	1-4	1-1	3	7	10	3	1	7	0	0	0	0	2												
0	Ryan Nembhard	G 40:00	7-13	1-2	3-5	0	1	1	6	18	1	3	1	0	0	-2												
11	Nolan Hickman	G 37:04	3-12	0-5	1-1	0	0	0	1	7	2	1	0	1	0	-4												
4	Dusty Stromer	06:05	0-1	0-0	0-0	0	0	0	0	0	0	0	0	0	0	-4												
34	Luka Krajnovic	02:56	0-0	0-0	0-0	0	0	0	0	0	0	0	0	0	0	2												
34	Braden Huff	04:51	1-2	0-1	0-0	0	1	1	0	2	0	0	0	0	0	-9												
Team														0	0	0	0	0	0	0								
Totals														24-55	3-14	11-15	10	26	36	15	15	62	5	7	4	1	1	-2

Shooting By Period

1 st FG%	15-33 45.5%
3PT%	3-4 75%
FT%	9-27 33.3%
2 nd FG%	9-27 33.3%
3PT%	2-9 22.2%
FT%	8-11 72.7%
GMFG%	24-55 43.6%
3PT%	3-14 21.4%
FT%	11-15 73.3%

Dead Ball Rebounds: 3, 0

Biggest lead	SMC		GON		Points from Turnovers	SMC		GON		Turnovers	Period by Period Scoring		
	1st	2nd	1st	2nd		1st	2nd	TOT					
Biggest lead	6	(2 nd 0:45)	9	(1 st 14:17)	11	4	28	36	62	33	31	64	62
Best Scoring Run	8	(1 st 9:23)	7	(1 st 17:18)	28	36	33	48	62	33	31	64	62
Lead Changes	13		13		28	36	33	48	62	33	31	64	62
Times Tied	2		2		8	15	33	48	62	33	31	64	62
Time with Lead	08:30		30:21		8	15	33	48	62	33	31	64	62



Official Basketball Box Score - Final
LMU (CA) at Gonzaga
03/02/24 McCarty Athletic Center, Spokane
2023-24 Men's Basketball

Game Time: 8:00 PM
Game Duration: 1:56
Attendance: 6,300

Officials: Michael Ovenshine, Kevin DR, Daron White

LMU (CA) - 58

Record: 10-12 (3-5)

NO.	Name	Min	FG	3P	FT	Rebounds		Fouls	TP	AS	TO	ST	Blocks	+/-	
						OR	DR								FF
23	Alex Merivalladze	F 32:24	4-12	3-7	0-0	2	3	5	3	1	11	0	3	0	3
34	Keli Laupeupe	F 27:26	3-7	2-3	2-2	3	2	5	3	2	10	0	1	0	0
15	Lars Theismann	C 14:10	0-1	0-0	0-0	2	2	2	0	1	0	0	1	0	0
4	Will Johnson	G 20:35	0-5	0-4	0-0	0	0	0	2	0	2	3	1	0	0
65	Dannick Harris	G 31:40	4-13	2-4	1-2	2	1	3	2	1	11	0	4	0	0
3	Justice Hill	35:43	6-13	2-6	0-1	1	0	1	0	14	1	3	0	0	0
5	Justin Wright	28:01	6-10	0-0	0-0	7	7	1	1	12	3	2	1	0	-13
21	Michael Graham	13:14	0-1	0-0	0-0	3	2	5	1	1	0	0	0	0	-2



2023-24 Gonzaga Men's Basketball
Combined Team Statistics
In Conference games

Game Records

Record	Overall	Home	Away	Neutral
ALL GAMES	8-2	5-1	3-1	0-0
CONFERENCE	8-2	5-1	3-1	0-0
NON-CONFERENCE	0-0	0-0	0-0	0-0

Score by Periods

Team	1st	2nd	OT	TOT
Gonzaga	421	442	0	863
Opponents	320	346	0	666

Team Box Score

No.	Player	Total			3-Point			F-Throw		Rebounds				Other Stats								
		GP-GS	MIN	AVG	FG-FGA	FG%	3FG-3FGA	3FG%	FT-FTA	FT%	OFF	DEF	TOT	AVG	PF	DQ	A	TO	BLK	STL	PTS	AVG
22	WATSON, Anton	10-10	295:07	29.5	63-91	.692	6-14	.429	23-37	.622	28	48	76	7.6	24	0	29	14	5	17	155	15.5
13	IKE, Graham	10-10	230:32	23.1	61-99	.616	1-2	.500	32-40	.800	8	54	62	6.2	28	1	8	18	7	4	155	15.5
11	HICKMAN, Nolan	10-10	347:21	34.7	50-109	.459	27-66	.409	13-18	.722	1	19	20	2.0	15	0	26	12	4	16	140	14.0
0	NEMBHARD, Ryan	10-10	352:59	35.3	46-94	.489	16-32	.500	18-30	.600	2	30	32	3.2	19	1	59	14	0	15	126	12.6
34	HUFF, Braden	10-0	152:02	15.2	50-81	.617	7-22	.318	5-11	.455	12	30	42	4.2	19	1	10	2	6	1	112	11.2
33	GREGG, Ben	10-7	266:07	26.6	33-66	.500	10-33	.303	22-29	.759	11	61	72	7.2	18	0	17	8	6	12	98	9.8
3	KRAJNOVIC, Luka	3-0	25:01	8.3	5-8	.625	1-2	.500	2-2	1.000	1	4	5	1.7	2	0	1	2	0	1	13	4.3
4	STROMER, Dusty	10-3	229:05	22.9	12-39	.308	10-30	.333	8-10	.800	8	24	32	3.2	18	0	12	10	5	7	42	4.2
21	YEO, Jun Seok	7-0	54:48	7.8	5-13	.385	0-5	.000	3-4	.750	2	6	8	1.1	6	0	1	3	1	2	13	1.9
25	BROOKS, Colby	5-0	12:38	2.5	2-6	.333	0-1	.000	3-3	1.000	3	2	5	1.0	2	0	0	1	0	0	7	1.4
15	FEW, Joe	5-0	18:32	3.7	1-3	.333	0-1	.000	0-4	.000	0	1	1	0.2	0	0	2	0	0	0	2	0.4
14	STOSIC, Pavle	5-0	15:47	3.2	0-6	.000	0-4	.000	0-0	.000	1	2	3	0.6	2	0	1	1	1	1	0	0.0
Team											9	12	21									
Total		10	2000		328-615	.533	78-212	.368	129-188	.686	86	293	379	37.9	153	3	166	85	35	76	863	86.3
Opponents		10	2000		244-613	.398	79-239	.331	99-139	.712	94	225	319	31.9	168	3	115	124	20	49	666	66.6

Team Statistics

	GONZ	OPP
Scoring	863	666
Points per game	86.3	66.6
Scoring margin	+19.7	-
Field goals-att	328-615	244-613
Field goal pct	.533	.398
3 point fg-att	78-212	79-239
3-point FG pct	.368	.331
3-pt FG made per game	7.8	7.9
Free throws-att	129-188	99-139
Free throw pct	.686	.712
F-Throws made per game	12.9	9.9
Rebounds	379	319
Rebounds per game	37.9	31.9
Rebounding margin	+6.0	-
Assists	166	115
Assists per game	16.6	11.5
Turnovers	85	124
Turnovers per game	8.5	12.4
Turnover margin	+3.9	-
Assist/turnover ratio	2.0	0.9
Steals	76	49
Steals per game	7.6	4.9
Blocks	35	20
Blocks per game	3.5	2.0
Winning streak	1	-
Home win streak	1	-
Attendance	42015	13499
Home games-Avg/Game	6-7003	4-3375
Neutral site-Avg/Game	-	0-0

Team Results

Date	Opponent	Score	Att.
01/04/2024	Pepperdine	W 86-60	12015
01/06/2024	San Diego	W 101-74	6000
01/11/2024	at Santa Clara	L 76-77	4200
01/18/2024	at Pepperdine	W 86-61	3128
01/20/2024	at San Diego	W 105-63	3007
01/25/2024	San Francisco	W 77-72	6000
01/27/2024	at Pacific	W 82-73	3164
01/30/2024	LMU (CA)	W 92-58	6000
02/03/2024	Saint Mary's (CA)	L 62-64	6000
02/07/2024	Portland	W 96-64	6000





2023-24 Gonzaga Men's Basketball
Combined Team Statistics
All games

Game Records

Record	Overall	Home	Away	Neutral
ALL GAMES	17-6	11-2	3-2	3-2
CONFERENCE	8-2	5-1	3-1	0-0
NON-CONFERENCE	9-4	6-1	0-1	3-2

Score by Periods

Team	1st	2nd	OT	TOT
Gonzaga	988	961	0	1949
Opponents	749	806	0	1555

Team Box Score

No.	Player	Total			3-Point		F-Throw		Rebounds				Other									
		GP-GS	MIN	AVG	FG-FGA	FG%	3FG-3FGA	3FG%	FT-FTA	FT%	OFF	DEF	TOT	AVG	PF	DQ	A	TO	BLK	STL	PTS	AVG
13	IKE, Graham	23-23	514:38	22.4	134-222	.604	5-13	.385	71-93	.763	53	114	167	7.3	60	1	21	40	13	16	344	15.0
22	WATSON, Anton	23-23	682:48	29.7	137-225	.609	16-36	.444	50-80	.625	54	120	174	7.6	50	0	62	32	12	37	340	14.8
11	HICKMAN, Nolan	23-23	792:11	34.4	111-249	.446	48-126	.381	29-35	.829	3	46	49	2.1	35	0	58	36	10	29	299	13.0
0	NEMBHARD, Ryan	23-23	802:30	34.9	106-245	.433	22-72	.306	51-69	.739	9	76	85	3.7	39	1	133	50	1	26	285	12.4
34	HUFF, Braden	23-0	344:51	15.0	106-172	.616	17-49	.347	20-44	.455	37	60	97	4.2	41	1	15	11	14	6	249	10.8
33	GREGG, Ben	23-7	479:34	20.9	62-123	.504	21-62	.339	45-58	.776	34	97	131	5.7	43	0	24	15	13	26	190	8.3
4	STROMER, Dusty	23-15	601:20	26.1	38-114	.333	26-79	.329	25-29	.862	25	64	89	3.9	46	0	32	24	12	17	127	5.5
3	KRAJNOVIC, Luka	9-0	94:60	10.6	12-24	.500	2-6	.333	7-10	.700	3	13	16	1.8	9	0	7	10	0	5	33	3.7
21	YEO, Jun Seok	20-1	162:11	8.1	18-42	.429	3-20	.150	14-21	.667	9	20	29	1.5	23	0	6	7	5	2	53	2.7
25	BROOKS, Colby	9-0	34:12	3.8	5-13	.385	0-1	.000	4-7	.571	5	10	15	1.7	4	0	1	2	0	0	14	1.6
14	STOSIC, Pavle	10-0	40:28	4.0	5-15	.333	0-6	.000	0-2	.000	3	5	8	0.8	8	0	2	4	3	1	10	1.0
15	FEW, Joe	10-0	50:18	5.0	1-5	.200	0-2	.000	3-10	.300	0	4	4	0.4	4	0	8	2	1	3	5	0.5
Team											27	45	72				6					
Total		23	4600		735-1449	.507	160-472	.339	319-458	.697	262	674	936	40.7	362	3	369	239	84	168	1949	84.7
Opponents		23	4600		563-1429	.394	171-542	.315	258-355	.727	228	509	737	32.0	399	6	257	277	61	130	1555	67.6

Team Statistics


	GONZ	OPP
Scoring	1949	1555
Points per game	84.7	67.6
Scoring margin	+17.1	-
Field goals-att	735-1449	563-1429
Field goal pct	.507	.394
3 point fg-att	160-472	171-542
3-point FG pct	.339	.315
3-pt FG made per game	7.0	7.4
Free throws-att	319-458	258-355
Free throw pct	.697	.727
F-Throws made per game	13.9	11.2
Rebounds	936	737
Rebounds per game	40.7	32.0
Rebounding margin	+8.7	-
Assists	369	257
Assists per game	16.0	11.2
Turnovers	239	277
Turnovers per game	10.4	12.0
Turnover margin	+1.7	-
Assist/turnover ratio	1.5	0.9
Steals	168	130
Steals per game	7.3	5.7
Blocks	84	61
Blocks per game	3.7	2.7
Winning streak	1	-
Home win streak	1	-
Attendance	84015	22793
Home games-Avg/Game	13-6463	5-4559
Neutral site-Avg/Game	-	5-7344

Team Results

Date	Opponent	Score	Att.
11/10/2023	Yale	W 86-71	6000
11/14/2023	Eastern Ore.	W 123-57	6000
11/20/2023	vs Purdue	L 63-73	4838
11/21/2023	vs Syracuse	W 76-57	3602
11/22/2023	vs UCLA	W 69-65	3757
11/28/2023	CSU Bakersfield	W 81-65	6000
12/02/2023	vs Southern California	W 89-76	8116
12/05/2023	Ark.-Pine Bluff	W 111-71	6000
12/09/2023	at Washington	L 73-78	9294
12/11/2023	Mississippi Val.	W 78-40	6000
12/15/2023	vs UConn	L 63-76	16405
12/20/2023	Jackson St.	W 100-76	6000
12/29/2023	San Diego St.	L 74-84	6000
01/04/2024	Pepperdine	W 86-60	12015
01/06/2024	San Diego	W 101-74	6000
01/11/2024	at Santa Clara	L 76-77	4200
01/18/2024	at Pepperdine	W 86-61	3128
01/20/2024	at San Diego	W 105-63	3007
01/25/2024	San Francisco	W 77-72	6000
01/27/2024	at Pacific	W 82-73	3164
01/30/2024	LMU (CA)	W 92-58	6000
02/03/2024	Saint Mary's (CA)	L 62-64	6000
02/07/2024	Portland	W 96-64	6000



2023-24 GONZAGA BASKETBALL | TV/RADIO ROSTER



0

Ryan Nembhard
G | 6-0 | 175 | Jr.
Aurora, Ont.



2

Steele Venters
G | 6-7 | 195 | Jr.
Ellensburg, Wash.



3

Luka Krajnović
G | 6-5 | 185 | Fr.
Zagreb, Croatia



4

Dusty Stromer
G | 6-6 | 192 | Fr.
Sherman Oaks, Calif.



10

Joaquim Arauz
G | 6-1 | 170 | Fr.
Ross, Calif.



11

Nolan Hickman
G | 6-2 | 183 | Jr.
Seattle, Wash.



13

Graham Ike
F | 6-9 | 240 | R.Jr.
Aurora, Colo.



14

Pavle Stosic
F | 6-9 | 196 | Fr.
Niš, Serbia



15

Joe Few
G | 6-0 | 170 | RSo.
Spokane, Wash.



21

Jun Seok Yeo
F | 6-8 | 215 | So.
Seoul, Korea




22

Anton Watson
F | 6-8 | 228 | Gr.
Spokane, Wash.



25

Colby Brooks
F | 6-7 | 215 | R.Jr.
Los Angeles, Calif.



33

Ben Gregg
F | 6-10 | 230 | Jr.
Clackamas, Ore.



34

Braden Huff
F | 6-10 | 242 | RFr.
Glen Ellyn, Ill.



HC

Mark Few
Head Coach
25th Season



AC

Brian Michaelson
Assistant Coach
11th Season



AC

R-Jay Barsh
Assistant Coach
First Season




AC

Stephen Gentry
Assistant Coach
Third Season



AC

Zach Norvell Jr.
Assistant Coach
First Season



AC

Jorge Sanz
Assistant Coach - Dir. of Ops
Fifth Season

