

2023-24 SCHEDULE / RESULTS

Table with columns: DATE, DAY, ARK RANK, OPP RANK, OPPONENT, TV, RESULT, ALL-TIMES (GD). Rows include games against Alcorn State, Gardner-Webb, Old Dominion, UNC Greensboro, Stanford, Memphis, North Carolina, Duke, Furman, Oklahoma, Lipscomb, Abilene Christian, UNC Wilmington, Auburn, Georgia, Florida, Texas A&M, South Carolina, Ole Miss, Kentucky, Missouri, LSU, Georgia, Tennessee, Mississippi State, Texas A&M, Missouri, Vanderbilt, Kentucky, LSU, Alabama.

SEC TOURNAMENT: Mar. 13-17, Nashville, Tenn. // Bridgestone Arena

NCAA TOURNAMENT 1st & 2nd Rounds: Mar. 21 & 23, Mar. 22 & 24

NCAA REGIONALS: Mar. 28 & 30, Mar. 29 & 31

NCAA FINAL FOUR: Apr. 6, Apr. 8

ARKANSAS RAZORBACKS

GAME 29: ARKANSAS RAZORBACKS AT KENTUCKY WILDCATS

Mar. 2, 2024 • Saturday • 1:30 pm (ET)/12:30 pm (CT) • Lexington, Ky. • Rupp Arena at Central Bank Center - Cawood's Court (20,500)



OVERALL SEC 14-14 5-10

ARKANSAS RAZORBACKS

Eric Musselman (San Diego '87) at UA: 109-56 (5th yr)

Collegiate: 219-90 (9th yr)



OVERALL SEC 20-8 10-5

#16/15 KENTUCKY WILDCATS

John Calipari (Clarion, 1982) at UK: 407-121 (15th yr)

Career: 852-261 (32nd yr)

TV: CBS Brad Nessler (PxP) Jay Wright (Analyst)

RADIO: Learfield Razorback Sports Network Chuck Barrett (PxP) Matt Zimmerman (Analyst)

SATELLITE RADIO: Sirius: 385 XM: 385 SXM App/Online Channel 975

MORE: Kentucky Live Stats Arkansas Media Guide

Versus Kentucky

- Arkansas and Kentucky have met on 49 previous occasions, all but four coming since Arkansas joined the SEC (1991-92). Kentucky owns a 35-14 advantage in the series, including a 31-14 mark in SEC games. While Arkansas has won two straight in Rupp Arena, Kentucky owns a 15-5 advantage all-time in games played in Lexington. Kentucky has won two straight in the series with both wins coming in Bud Walton Arena. This is the second of two meetings between the programs this season and the second straight season the two teams play twice in a season. This is just the third time since Arkansas joined the SEC that the Razorbacks and Wildcats face each other twice in the regular season.

EARLIER THIS YEAR: UK 63 - ARK 57 @ Bud Walton

- Despite a double-double from Makhli Mitchell (12 points and 13 rebounds) and Arkansas out-rebounding Kentucky, 44-39, the then #6 Wildcats used an 8-0 run late in the game to secure a 63-57 victory. Arkansas led at halftime, as well as seven minutes into the second half, and was down just one with 2:54 left to play before the 8-0 run. Antonio Reeves started the surge with a 3-pointer, D.J. Wagner followed with a layup and Reed Sheppard capped the run with a 3-pointer with 1:27 left. The last two baskets for the Wildcats came from Razorback turnovers. Both teams struggled offensively in the first half, each going 9-of-31 from the field (29%), Arkansas making just 2-of-10 from 3-point range and Kentucky making just 2-of-9. The difference in the second half was Kentucky making 7-of-11 from 3-point range with Arkansas going 2-of-9.

Defending the 3 Better

- Entering the Georgia game, Arkansas was 302nd in the nation in 3-point defense (35.7%). Also, Arkansas opponents shot over 50% in back-to-back games and shot at least 45% in 4-of-the-previous-5. However, the last six games, the Razorbacks held their opponents to a combined 22-of-85 (25.9%). NOTE: In Muss' first year at Arkansas (2019-20), the Hogs led the NCAA in 3PT% defense at 27.2%. UGA 4-of-18 (22.2%) UT 5-of-17 (29.4%) MSU 4-15 (26.7%) A&M 6-of-20 (30.0%) MIZ 5-19 (26.3%) VAN 4-16 (25.0%) With that, Arkansas has jumped 81 spots in the NCAA rankings in four games to 221st in 3-point percentage defense (34.1%). Arkansas held Georgia to 0-of-11 from 3-point range to start the game before the Bulldogs made their first triple with 2:17 left in the first half. The five 3's by Tennessee ties for its fewest this season. Tennessee was just 2-of-10 in the first half with six-straight misses.

Zero Love From the SEC

- KHALIF BATTLE WAS NAMED THE SEC PLAYER OF THE WEEK ON MONDAY, helping the Razorbacks go 2-0 thanks to his 42-point performance versus Missouri and scoring 15 at Texas A&M. For the week, he averaged 28.5 points, 5.0 rebounds and was 23-of-24 from the free throw line. Battle's 42 points were the most by an SEC player this season and seventh-most by a Razorback all time. He was just the third Razorback to score at least 40 points in an SEC game, falling one point shy of Todd Day's school record for points in SEC game 43 at LSU in 1992.) Battle was 14-of-14 at the free throw line, the best effort in a league game ever by a Razorback and 1-of-5 Hogs to go at least 14-of-14 at the line in a game all time. He additionally set career highs with 11 field goals made, 14 free throws made and 14 free throws attempted while tying a career high with six 3-pointers made and his six rebounds tied his season high. In the first half versus Mizzou and Arkansas down 2, Battle scored a team-best nine points in a 14-7 run to put the Hogs up five. In the second half with Arkansas down three, Battle scored 19 in a 24-10 run to put the Hogs

VS UK: ALL SEC OVERALL ... (ARK-OPP) 14-35 14-31 Home:..... (ARK-OPP) 8-10 8-10 Away:..... (ARK-OPP) 5-15 5-13 Neutral:.. (ARK-OPP) 1-10 1-8

MOST RECENT MEETINGS: 02/28/15 18/1 L 84-67 A 03/15/15 21/1 L 78-63 N (Nashville) 01/21/16 -/23 L 80-66 H 01/07/17 -/6 L 97-71 A 03/12/17 -/8 L 82-65 N (Nashville) 02/20/18 L 87-72 H 02/26/19 -/4 L 70-66 A 01/18/20 -/10 L 73-66 A 02/09/21 W 81-60 H 02/26/22 18/6 W 75-73 H 02/07/23 W 88-73 A 03/04/23 -/23 L 88-79 H 01/27/24 -/6 L 63-57 H

'23-24 NCAA STAT COMPARISON (BOLD = Leads Conf)

Table with columns: Stat, Rank, Opponent, Value, Rank. Rows include Scoring Off., Scoring Def., Scoring Margin, FG%, FG% Def., 3PT%, 3PT Made/Gm, 3PT% Def., FTA/Gm, FT%, FT Made/Gm, Reb./Gm, Reb. Margin, A/TO Ratio, Assists/Gm, TO Margin, TO Forced, TO/Gm, Fouls/Gm, Blocks/Gm, Steals/Gm, Bench Pts/Gm.

Player profile for Khalif Battle, SEC Player of the Week. Includes photo, name, and stats: 15 PTS 9-10 FT, 42 PTS 14-14 FT, 36 PTS 14-17 FT.

1994 NCAA CHAMPION 3 NAISMITH HALL OF FAMERS 6 FINAL FOURS 11 ELITE EIGHTS 14 SWEET SIXTEENS 33 ALL AMERICANS 36 NCAA BERTHS 44 NBA DRAFT PICKS 1995 NCAA RUNNER-UP

THE RAZORBACKS

No.	Name	Pos.	Yr.	Ht.	Wt.	Hometown	High School / Previous School	Wing Span	Standing Reach	MAX Vertical	
0	Khalif Battle	<i>KAY-lif</i>	G	Grad. Sr. (2)	6-5	185	Hillside, N.J.	Trenton Catholic / Temple	6' 4.5"	8' 0"	39.0"
1	Keyon Menifield Jr.	<i>Men-EE-field</i>	G	So. (3)	6-1	150	Flint, Mich.	PHPhoenix Prep (Ariz.) / Washington	6' 5.5"	8' 0.5"	41.5"
2	Trevon Brazile	<i>Trev-In "Brazil"</i>	F	R-So. (3)	6-10	220	Springfield, Mo.	Kickapoo HS / Missouri	7' 2.5"	9' 0"	42.5"
3	El Ellis		G	Grad. Sr. (1)	6-3	180	Durham, N.C.	Quality Education Academy / Louisville	6' 4"	8' 0.5"	37.5"
4	Davonte "Devo" Davis		G	Sr. (2)	6-4	185	Jacksonville, Ark.	Jacksonville HS	6' 7"	8' 2"	36.5"
5	Joseph Pinion	<i>PIN-yun</i>	G	So. (3)	6-5	190	Morrilton, Ark.	Morrilton HS	6' 6.5"	8' 3.5"	39.0"
6	Layden Blocker		G	Fr. (4)	6-2	175	Little Rock, Ark.	Sunrise (Kan.) Christian Academy	6' 5.5"	8' 1"	45.0"
7	Denijay Harris	<i>Duh-nah-SHAY</i>	F	Grad. Sr. (1)	6-7	200	Columbus, Miss.	Columbus HS / Southern Miss	6' 11.5"	8' 7.5"	40.5"
8	Chandler Lawson		F	Grad. Sr. (1)	6-8	210	Memphis, Tenn.	Wooddale HS / Memphis	7' 7"	9' 4"	28.5"
10	Baye Fall	<i>"BAY"</i>	F	Fr. (4)	6-11	200	Dakar, Senegal	Accelerated Schools (Denver)	7' 5"	9' 4"	34.5"
11	Jalen Graham		F	5th-Yr Sr. (1)	6-10	220	Phoenix, Ariz.	Mountain Pointe HS / Arizona State	7' 2.5"	9' 0"	36.5"
12	Tramon Mark	<i>Truh-Mon</i>	G	Jr. (3)	6-6	185	Dickinson, Texas	Dickinson HS / Houston	6' 8"	8' 6"	36.0"
15	Makhi Mitchell	<i>Ma-KI</i>	F/C	Sr. (2)	6-10	240	Washington, D.C.	Woodrow Wilson HS / Rhode Island	7' 4"	9' 0"	38.5"
21	Cade Arbogast		G	Grad. Sr. (1)	6-3	175	Concord, Calif.	De La Salle HS / Lane (Ore.) CC	6' 2.5"	8' 0"	29.0"
24	Jeremiah Davenport		G	Grad. Sr. (1)	6-6	215	Cincinnati, Ohio	Hargrave (Va.) Military Acad. / Cincinnati	6' 9.5"	8' 8"	36.0"
45	Lawson Blake		F	Jr. (2)	6-10	240	Fayetteville, Ark.	Fayetteville HS / Link Year (Mo.) Prep	6' 6.5"	8' 8.5"	31.0"

() - Number in parenthesis indicates total years of eligibility remaining including this season

Head Coach: Eric Musselman (San Diego, 1987)

Assistant Coach: Anthony Ruta (Arizona State, 2012) - pronounced R00-tah

Assistant Coach: Keith Smart (Indiana, 1995)

Assistant Coach: Michael Musselman (San Diego, 2018)

Assistant Coach: Todd Lee (South Dakota, 1986)

Assistant Coach: Ronnie Brewer Jr. (Arkansas, 2015)

Director of Internal Operations: Riley Hall (Arkansas, 2016)

Graduate Assistants: Alec Kagan • Jackson Lee • Matthew Musselman • Tony Hall • Austin Howard • Reid Roberts • Jonathan Steelman • Joey White

Assistant Director for Basketball Operations: Caleb Cline (South Dakota, 2020)

Assistant Dir. of Recruiting & Scouting: Blake Wetherington (Murray State, 2017)

Senior Advisor to the Head Coach: Matt White (Boston Univ., 1993)

Special Assistant to the Head Coach: Tommy Abdenour (Utah, 2012)

Coordinator of Creative Content: Ryan Witthoff (Florida State, 2022)

Head Athletic Trainer: Matt Townsend (Idaho, 2017)

Head Strength Coach: Dave Richardson (Louisiana-Monroe, 1989)



#0
Khalif BATTLE
ARK: Food, Nutrition & Health • Temple
'23: Adult & Organizational Devel.



#1
Keyon MENIFIELD Jr.
Communications



#2
Trevon BRAZILE
Communications



#3
El ELLIS
ARK: Arts & Sciences
Louisville '23: Sport Management



#4
Davonte "Devo" DAVIS
Recreation & Sport Management



#5
Joseph PINION
Arts & Sciences



#6
Layden BLOCKER
Arts & Sciences



#7
Denijay HARRIS
ARK: Arts & Sciences
Southern Miss '23: Liberal Studies



#8
Chandler LAWSON
ARK: Educational Studies • Memphis
'23: Interdisciplinary Studies



#10
Baye FALL
Arts & Sciences



#11
Jalen GRAHAM
Sociology



#12
Tramon MARK
Sociology




#15
Makhi MITCHELL
Sociology



#21
Cade ARBOGAST
2nd Degree: Arts & Sciences
ARK '23: Communications



#24
Jeremiah DAVENPORT
ARK: Arts & Sciences • Cincy '23:
Interdisciplinary Studies



#45
Lawson BLAKE
Exercise Sciences



Eric MUSSELMAN
Head Coach



Anthony RUTA
Assistant Coach



Keith SMART
Assistant Coach



Michael MUSSELMAN
Assistant Coach



Todd LEE
Assistant Coach



Ronnie BREWER Jr.
Assistant Coach



Riley HALL
Dir. of Internal Ops



Caleb CLINE
Asst Dir. of Ops



Blake WETHERINGTON
Asst Dir. Scouting/Recruiting



Matt WHITE
Senior Advisor to Head Coach



Tommy ABDENOUR
Special Asst. to the Head Coach



Ryan WITTHOFF
Coord. of Creative Content

up 11. In the run, he had back-to-back 3's to turn a 1-point Arkansas lead into a 7-point lead and capped the run with a 4-point play (making a 3-pointer and free throw).

- To start the week, Battle scored 15 in the win at Texas A&M, going 9-of-10 at the line. He added four rebounds and tied his season high with two steals. He scored 10 of his 15 in the first half to help the Razorbacks lead, 35-31, at the break. Eight of those 10 points came during an 18-6 run. To close the game, Battle went 5-of-6 at the line inside the final 1:15 to secure the win.

Battle Back At It Versus Vandy

- Khalif Battle was able to back up his Player of the Week honor with another stellar performance in the loss to Vanderbilt Tuesday as he **led the team in points (36), rebounds (6), assists (3) and steals (3)**.
 - ^ The 36 points ties for 8th-best by a Razorback in an SEC game.
 - ^ Went 9-of-17 from the field and 4-of-10 from 3-point
 - ^ For the second-straight game hit a career-high 14 free throws (on career-high 17 attempts) and tied his season high with six rebounds
 - ^ Added a season-high three steals and tied an SEC high with three assists
 - ^ Played all 20 minutes of the second half, scoring 21 points (6-10 FG, 4-7 3PT, 5-5 FT) with all three of his assists ... After Arkansas went **down 16 with 5:54 left, Battle scored 11 in a 27-13 run to trim the deficit to one.**

Battle Has 2nd-best, Consecutive-Game Point Total in UA History, Looking to Tie Mason Jones

- Khalif Battle scored 42 points in the win over Missouri and 36 the next time out versus Vanderbilt.
 - ^ The **78 points in back-to-back games ranks second in UA history** to Martin Terry, who scored 82 in back-to-back games (35 at TCU and 47 vs SMU in Feb. 1973.)
 - ^ **The 36-point effort by Battle is the best point production by a Hog after scoring 40-plus the previous game.** Martin Terry previously held the mark by scoring 40 versus Memphis followed by a 29-point performance versus Cornell in Dec. 1972.
- Note: If Battle were to score at least 30 points at Kentucky, he would join Mason Jones as the only Razorbacks to score 30-plus in three straight games.** Jones, en route to being named AP SEC Player of the Year in 2020, scored 34 versus South Carolina, 30 at Alabama and 40 versus Auburn.

Rarest of Losses

- In each of the last two games, Arkansas has scored over 80 points. However, Arkansas' loss to Vanderbilt Tuesday was the first time head coach Eric Musselman had ever lost a home game when scoring at least 80 points.
 - ^ Muss is now a combined 71-1 all-time and 35-1 at Arkansas when scoring at least 80 points in a game.
 - ^ Specifically, when scoring between 80-89 points, Muss is 44-1 all time at home and 21-1 at Arkansas at home.

Hogs "Slip" to 5th in the NCAA in Blocked Shots (6.0 avg)

- Arkansas has ranked second in the NCAA – and atop the SEC – in blocked shot a good portion of the season. However, the Razorbacks slipped to 3rd nationally and a tie for first in the SEC after getting just two blocked shots versus Mizzou and fell to 5th in the NCAA and 2nd in the SEC after getting a season-low one blocked shot versus Vanderbilt.
- High blocked shot totals in the SEC: 9 vs UK // 9 vs A&M // 8 at A&M // 8 at Ole Miss // 8 at FLA // 7 at UGA
 - ^ **Arkansas has had at least one player with 3 blocked shots in 15 of the 28 games and 9 of the 15 SEC games.**
- Interestingly, **ARKANSAS HAS NO PLAYERS IN THE NCAA TOP 130 NOR IN THE SEC TOP 6 IN BLOCKS.**
 - ^ Maki Mitchell (4 blocks vs UK & at A&M - 3 each at UGA, at FLA & vs UGA) is 7th with 35 blocked shots and 7th at 1.25/gm.
 - ^ Trevon Brazile dropped from the NCAA rankings due not playing in enough games but got a blocked shot in his return versus Vanderbilt. He now ranks 10th in the SEC in blocks/game (1.19) and ranks 15th in the SEC with 25 blocked shots and 10th in
 - ^ Chandler Lawson ranks 13th in the SEC in total blocked shots (27) despite missing 8-plus games.
 - ^ Tramon Mark, who has 17 blocks in 14 SEC games, ranks 9th in league games (1.21).
 - ^ **NOTE: Due to missing games for injury, Jalen Graham do not qualify for NCAA/SEC stats. HOWEVER...**
 - Graham has a total of 21 blocked shots and has an average of 1.05 blocked shots per game, which would rank 12th.
- Arkansas has had at least six blocked shots in 17 games this season including three times with double-digit rejections.
 - ^ **The Hogs had 15 blocked shots in the Gardner-Webb game**
 - 5 blocked shots by Trevon Brazile and 4 by Maki Mitchell.
 - **The 15 blocks were the most by a Muss-coached college team, T-3rd in Razorback history for a single game and the most by the Razorbacks in 32 years.**
 - ^ **Arkansas recorded 10 blocked shots in the win over Duke** (6 by Chandler Lawson).
 - ^ **Arkansas recorded 10 blocked shots in the win over Furman** (3 each by Chandler Lawson and Layden Blocker).

Hogs Top 5 in the NCAA in Free Throw Attempts; FTA's Are A Muss Must

- In wins at Texas A&M and versus Missouri, Arkansas went 28-of-34 at the free throw line in each game. The Razorbacks then went 26-of-31 at the line versus Vanderbilt.
 - ^ **In fact, 4 of the top-8, most makes by the Razorbacks in the Muss era have come this year:**
 1. 36 vs LSU 03/04/20
 2. 33 vs UNCW 12/30/23
 3. 31 vs Texas A&M 01/16/24
 4. vs Elon 12/21/21
 - TS. 28 (2x THIS SEASON) at A&M 02/20/24 and vs Missouri 02/24/24**
- Arkansas attempted at least 20 free throws 21x this season and made at least 15 free throws 21x this season.
 - ^ **Arkansas ranks 5th in the NCAA (FIRST in the SEC) in free throw attempts (26.2 avg.).**
 - ^ **Arkansas ranks 4th in the NCAA (FIRST in the SEC) in free throws made (19.2 avg.).**
- However, there was one game – a win – Arkansas did not have success getting to the line. The Razorbacks were just 4-of-8 at the free throw line versus Lipscomb.
 - ^ The 4 free throws made vs Lipscomb ties for the fewest by the Razorbacks in the Musselman era, making just 4-of-7 in a 99-73 win at Georgia (02/02/22) and making just 4-of-7 in an 81-77 loss at Oklahoma State (01/30/21).
- Muss' college teams have ranked among the NCAA top 20 in FTA in each of his first eight years.
 - ^ **Arkansas led the NCAA in FTA in 2021-22 and Nevada led the NCAA in free throws made (730) in 2015-16.**
- Below are Musselman's teams' ranking in the **NCAA (first)** and in their respective **leagues (second)** in the categories:

	'15-16	'16-17	'17-18	'18-19	'19-20	'20-21	'21-22	'22-23	'23-24
FT Att	2 / 1	13 / 1	16 / 2	16 / 1	8 / 2	5 / 1	1 / 1	17 / 3	5 / 1
FT Made	1 / 1	24 / 2	9 / 2	17 / 1	3 / 1	2 / 1	1 / 1	30 / 4	4 / 1

INDIVIDUALLY

- 2016-17 Jordan Caroline (Nevada): 10th in NCAA in FT Att (251)
- 2017-18 Jordan Caroline (Nevada): 8th in NCAA in FT Att (251)
- 2019-20 **Mason Jones** (Arkansas) **led the NCAA in free throws made (233) and attempted (282)**
- 2020-21 **Moses Moody** (Arkansas) **ranked 2nd in the NCAA in free throws made (151) and attempted (186)**
- 2021-22 Four Razorbacks ranked among the SEC top 15 in free throws made
- 2022-23 Ricky Council IV (Arkansas) ranked 11th in the NCAA in FT made and 18th in FT att



Suits & Sneakers Gala NWA 2023

- Under the direction of Danyelle Musselman and a goal of \$600,00, the **MEN'S BASKETBALL PROGRAM HELPED RAISE \$842,000 for the AMERICAN CANCER SOCIETY (10/13/23)**.
- It was the third-straight year the Musselmans chaired the event.

HOGS HELP UNITED WAY

- Arkansas hosted Purdue for a charity exhibition game on Oct. 28. The game was a sell out despite not part of the 2023-24 Arkansas season ticket package and all fans having to purchase a ticket for the game.
- On Dec. 4, during the Furman game, the athletics department presented a check for **\$254,694 to Arkansas 211, part of the United Way**, and will help those affected by tornadoes in Arkansas this past spring.
- Arkansas won the game, 81-77, in overtime versus the Boiler-makers.

RAZORBACK REJECTIONS

Opponent	Blocked Shots	Leader(s)	#
Alcorn	4	Fall	2
Gardner-Webb	15	Brazile	5
		Mitchell	4
		Fall	2
Old Dominion	6	Brazile	4
UNC Greensboro	6	Brazile	2
		Davenport	2
vs Stanford	5	Lawson	5
vs Memphis	2	Mitchell	2
vs North Carolina	6	Brazile	2
Duke	10	Lawson	6
Furman	10	Lawson	3
		Blocker	3
		Brazile	2
vs Oklahoma	6	Mitchell	3
		Graham	2
vs Lipscomb	5	Graham	2
Abilene Christian	6	Lawson	2
		Graham	2
UNC Wilmington	5	Mitchell	2
Auburn	4	Brazile	3
at Georgia	7	Mitchell	3
		Mark	3
at Florida	8	Mitchell	3
		Graham	2
Texas A&M	9	Mark	3
		Menifield	2
South Carolina	3	Three with	1
at Ole Miss	8	Pinion	3
Kentucky	9	Mitchell	4
		Lawson	2
at Missouri	6	Graham	3
		Mark	2
at LSU	3	Graham	2
Georgia	6	Mitchell	3
		Mark	2
Tennessee	3	Three with	1
at Miss State	6	Mitchell	2
		Mark	2
at Texas A&M	8	Mitchell	4
		Lawson	2
Missouri	2	Two with	1
Vanderbilt	1	Brazile	1

PLAYER MISCELLANEOUS STATS

* - Indicates played in some games but redshirted that season

LED HIS TEAM IN SCORING (INCLUDES TIES)

Player	19-20	20-21	21-22	22-23	23-24	Career
Battle	0	5	6*	15	9	35
Blocker	-	-	-	-	1	1
Brazile	-	-	0	2*	0	2
Davenport	0	7	12	5	0	24
Davis	-	3	1	8	0	12
Ellis	JC	JC	5	21	2	28
Graham	0	0	3	4	0	7
Harris	RS	0	0	2	0	2
Mark	-	0	2*	4	12	18
Menifield	-	-	-	4	3	7
Mitchell	0	0	4	0	2	6

LED HIS TEAM IN REBOUNDING (INCLUDES TIES)

Player	19-20	20-21	21-22	22-23	23-24	Career
Battle	0	4	1*	5	1	11
Brazile	-	-	7	5*	11	23
Davenport	0	3	10	11	0	24
Davis	-	2	0	5	3	10
Ellis	JC	JC	0	0	2	2
Graham	0	6	8	2	2	18
Harris	RS	3	0	10	0	13
Lawson	4	0	0	5	1	10
Mark	-	1	0*	1	6	8
Mitchell	0	2	15	12	7	36

LED HIS TEAM IN ASSISTS (INCLUDES TIES)

Player	19-20	20-21	21-22	22-23	23-24	Career
Battle	1	3	0	4	1	9
Blocker	-	-	-	-	3	3
Brazile	-	-	0	0	0	0
Davenport	0	2	2	5	1	10
Davis	-	6	10	8	10	34
Ellis	JC	JC	3	30	7	40
Graham	0	0	3	1	2	6
Harris	RS	0	1	0	0	1
Lawson	2	0	0	1	2	5
Mark	-	1	1*	2	5	9
Menifield	-	-	-	17	2	19
Mitchell	0	0	5	3	3	11

DOUBLE-FIGURE SCORING GAMES

Player	19-20	20-21	21-22	22-23	23-24	Career
Battle	2	8	6*	23	14	53
Blocker	-	-	-	-	2	2
Brazile	-	-	4	6*	8	18
Davenport	0	12	23	13	3	51
Davis	-	14	13	19	5	51
Ellis	-	-	13	28	6	47
Graham	1	9	15	6	5	36
Harris	RS	1	3	14	0	17
Lawson	1	1	0	3	1	6
Mark	-	10	2*	20	21	53
Menifield	-	-	-	15	5	20
Mitchell	1	1	19	10	8	40
Pinion	-	-	-	3	2	5

DOUBLE FIGURE REBOUNDING GAMES

Player	19-20	20-21	21-22	22-23	23-24	Career
Battle	0	3	0*	0	0	3
Brazile	-	-	1	2*	3	6
Davenport	0	1	3	0	0	4
Davis	-	0	0	3	1	4
Graham	0	3	1	0	0	4
Harris	RS	3	0	3	0	6
Lawson	1	0	0	1	2	4
Mark	-	0	0*	0	1	1
Mitchell	0	1	10	3	4	18

DOUBLE FIGURE ASSISTS GAMES

Player	19-20	20-21	21-22	22-23	23-24	Career
Ellis	JC	JC	0	1	0	1

DOUBLE-DOUBLES

Player	19-20	20-21	21-22	22-23	23-24	Career
Battle	0	3	0*	0	0	3
Brazile	-	-	0	2*	3	5
Davenport	0	1	3	0	0	4
Davis	-	0	0	2	0	2
Ellis	JC	JC	0	1	0	1
Graham	0	3	1	0	0	4
Harris	RS	0	0	3	0	3
Lawson	1	0	0	0	0	1
Mark	-	0	0*	0	1	1
Mitchell	0	1	7	2	4	14

TRIPLE-DOUBLES

Player	19-20	20-21	21-22	22-23	23-24	Career
--						

Bench Warmers

Coach Musselman has always like to have scoring punch off the bench. Most notably, in year two at Arkansas, JD Notae was second on the team in scoring and he was named National and SEC Sixth Man of the Year. Earlier this year, Khalif Battle was that person but recently, Makhi Mitchell has taken up the banner. Between the two, Mitchell (10x) and Battle (9x) have been the first Razorback subs in a game this season (including ties).

^ When Mitchell is the first sub: Arkansas is 7-3 Arkansas is 1-4 with Mitchell starting

^ When Battle is the first sub: Arkansas is 6-3 Arkansas is 3-5 with Battle starting

ARKANSAS RANKS 13th IN THE NCAA (2nd in the SEC) IN BENCH SCORING (30.04 ppg)

^ That number was bolstered in the Abilene Christian win as Arkansas scored 62 of its 83 points from the bench.

Coach Muss teams (Nevada and Arkansas) are 111-21 when out-scoring opponents' bench.

^ Arkansas in the Muss era is 58-20 when out-scoring opponents' bench ... 7 the 20 losses have come this year:
- Memphis (54-18) • Oklahoma (51-27) • Florida (36-29) • South Carolina (22-17) • Ole Miss (29-15) • Tennessee (27-22) • Miss State (25-11)

Arkansas has scored 40-plus points off the bench seven times this season.

^ 62 of 83 pts vs ACU 25 by Mark/18 by Battle/11 by Menifield

^ 53 of 70 pts vs Oklahoma 13 by Battle/12 by Davenport

^ 51 of 97 pts vs Furman 25 by Battle

^ 49 of 93 pts vs Alcorn State 21 by Battle

^ 46 of 69 pts vs Lipscomb 17 by Mark/12 By Mitchell/11 by Graham

^ 42 of 78 pts vs Georgia 15 by Menifield/14 by Mitchell/11 by Graham

^ 40 of 86 pts vs Gardner-Webb 21 by Battle

The 62 points off the bench vs Abilene Christian ties for the most by the Razorbacks in the Musselman era.

^ Arkansas also score 62 bench points in a 142-62 win over Mississippi Valley State in the 2020-21 opener.

In the Musselman era, 6 of the top 7 bench scoring games have come this year.

^ The other time was when Arkansas scored 48 bench points in a win over Hofstra in 2020-21.

Just a Minute ... or 20 ... or 40

Tramon Mark ranks 8th in the SEC in minutes at 32.05.

^ Mark played all 40 minutes in the win over Texas A&M

^ Davonte Davis played all 40 minutes versus Tennessee - his 3rd career time to play all 40 minutes in an SEC game

In the double-overtime win over Stanford three Razorbacks played over 40 minutes including all 10 minutes of both overtimes - Trevon Brazile (45:22), Devo Davis (45:14) and Tramon Mark (41:08).

GAMES A RAZORBACK PLAYED ALL 20 MINUTES IN A HALF (indicates which half)

^ Devo Davis 10 ODU (2) • UNCG (2) • Stanford (2 + all 10 in OT) • Memphis (2) • FUR (2) • ACU (2) • @UGA (2) • UT (1 AND 2) MIZ (2)

^ Tramon Mark 9 UNCG (2) • Duke (2) • ACU (2) • @UGA (2) • TXAM (1 AND 2) • UGA (2) • @TXAM (2) • VANDY (2)

^ El Ellis 4 UNCG (2) • Duke (2) • vs UGA (2) • at Miss State (2nd)

^ Khalif Battle 3 UK (2) • MIZ (2) • VANDY (2)

^ Keyon Menifield 2 ACU (2) • UNCW (2)

^ Trevon Brazile 1 Memphis (2)

Brazile Returns; Graham Available and Menifield is Likely for Kentucky

Trevon Brazile returned to the floor versus Missouri (playing 4:18) after an eight-game absence. Jalen Graham was available versus Missouri and Vanderbilt in an emergency situation and Keyon Menifield Jr., continues to be day-to-day.

Brazile was experiencing some knee soreness and was game-time decision at Ole Miss.

^ He played in the first half at Ole Miss but missed the second half with is knee.

^ He subsequently has missed the last 8 games (vs UK, at MIZ, vs UGA, vs UT, at Miss State, at A&M & vs MIZ)

^ Brazile played 16:40 before fouling out vs Vandy with 7 points and tied for the team lead with six rebounds.

Graham injured his should during the Tennessee game. He return after the injury but has been sidelined the last three games.

Menifield missed the second half of the Mississippi State game with a groin injury and missed each of the last two games.

On the Mark; Has Led Team in Scoring 12x

Tramon Mark was on the Jerry West Shooting Guard of the Year watch list and lived up to the billing.

^ He has led the team in scoring 12 times.

^ He leads the team and ranks 7th in the SEC in scoring (16.85 ppg).

^ He is shooting 49.3% from the field to rank 7th in the league. (Mark only shot 39% from the field last year at Houston.)

^ Ranks 8th in the SEC in free throws made (116) and 12th in field goals made (146) - DESPITE MISSING TWO GAMES.

IMPRESSIVE RUN EARLY IN THE SEASON.....

^ Had 21-point effort versus UNC Greensboro despite rolling his ankle early in the game.

^ NEXT, missed a then career-high by one point vs Stanford with 25 points, going a career-best 12-of-15 from the line.

- Scored 19 of his 25 vs Stanford after halftime (11 in the second half and nine in the two overtimes)

^ THEN, scored a career-high 34 in the loss to North Carolina

- Scored 20 in the first half, making 8-of-8 from the field (2-of-2 3PT).

^ Made the five-man All-Tournament Team despite Arkansas going 1-2 at the Battle for Atlantis

AFTER THE INJURY VS UNC....

^ Missed the Duke game THEN Only scored a total of 15 points in the next two games (7 vs Furman and 8 vs Oklahoma)

MARK'S STREAK IN DOUBLE FIGURES ENDS AT 13 GAMES AT MISS STATE ... NOW RIDING 3-GM STREAK

Tramon Mark scored in double figures in 13 straight games but had his streak snapped at Mississippi State.

^ Mark battled foul trouble and only played 27:27 at MSU before fouling out with 3:35 left (only played 9:37 in the second half)

^ Was just 2-of-7 from the field and scored six points with two blocked shots.

During the 13-game Streak, Mark's numbers were:

- 18.23 ppg • 13 in games double-digits • 5 20-plus point games - including career-high 35 vs TXAM

- 4.9 rebs (64 tot) • including his 1st career double-double with 11 vs ACU

- 38.9 3PT% (14-of-36) • 82.7 FT% (67-of-81)

- 21 assists • 17 blocked shots • 20 steals

Mark has restarted the streak by scoring 26 at Texas A&M , 10 versus Mizzou and 15 vs Vandy.

^ Scored 26 points at Texas A&M, going 8-of-10 at the line. Added six rebounds and a season-high five assists

- Scored 22 of his 26 in the second half, 7-of-12 FG and 6-of-7 FT

^ Scored 10 points vs Missouri. Made two 3-pointers while adding seven rebounds and three assists.

^ Scored 15 points vs Vanderbilt, going 8-of-8 at the free throw line

Battle Has Led the Team in Scoring a 9x ... 6x off the Bench and 3x as Starter

- **Khalif Battle has started 8 games and he scored double figures in 6**
 - ^ Has led the Razorbacks in scoring nine times and Arkansas is 5-4 in those games (including Duke).
- | THE FIRST FOUR TIMES: | THE FIFTH TIME (vs Furman): | THE SIXTH TIME (vs Oklahoma) |
|-----------------------------------|-----------------------------|------------------------------|
| ^ Scored 21 points each time | ^ Scored 25 points | ^ Scored 13 points |
| ^ Made five FG each time | ^ Made seven FGs | ^ Made two FGs |
| ^ Made three 3-pointers each time | ^ Made four 3-pointers | ^ Made one 3-pointer |
| ^ Made eight FT each time | ^ Made seven FT | ^ Made eight FT |
- **His seventh time to lead the team** was in a loss at Ole Miss when he scored 11 points (2-of-9 FG, 6-of-7 FT) with two assists.
 - ^ He didn't lead the team in scoring vs **Kentucky** - finishing with 11 with leading scorer having 12 - but...
 - ^ He had five rebounds and for the first time this season, played all 20 minutes of a half (2nd half)
 - He didn't lead the team in scoring at **Miss State** - finishing with 18 with leading scorer having 21 - but...
 - ^ Scored an then SEC-best 18 points
 - **His eight and ninth times to lead the team in scoring** was back-to-back games versus Missouri and Vanderbilt
 - ^ **VERSUS MIZZOU:** Scored a career-high 42 points (2nd-most by a Hog in an SEC game) ... Was career-best 14-of-14 at the free throw line, had career-high 11 FG made, tied career-high with 6 3's made
 - ^ **VERSUS VANDY:** Scored 36 points, T-8th-most by a Hog in an SEC game) ... Once again made 14 free throws
 - ^ Tied season high with six rebounds in both games.

Bank on Battle for Free Throws

- Khalif Battle has played a role in Arkansas ranking among the NCAA leaders in both free throw attempts and makes.
- He has made at least eight free throws in a game 8 times and had double-digit attempts 6 times.
 - ^ **Battle has made 127 free throws to rank 3rd in the SEC.**
 - ^ **Battle has gone to the line 151 times to rank 6th in the SEC.**
 - IN THE LAST 3 GAMES ... is 37-of-41 (90.2%) from the line.
- **Battle ranks 8th in the SEC in FT% at 84.1%.**
- **Last season, Battle shot 89.9% from the line to rank 10th in the NCAA** ... He is an 84.0% from the free throw line for his career.

El Magnifico, Scored 15 in 2 of Hogs' SEC Wins, Had 19 in Loss to Vandy to Join 1,000-Pt Club

- El Ellis did not play in the win at Missouri nor the loss at LSU. However, he started in the recent Georgia win and played 37:24, including all 20 minutes of the second half. He also played all 20 minutes of the second half in a start at Miss State.
- **Vs UGA**, he tied for the team lead in pts (15), rebs (5), assists (3) and steals (3) while making a season-high in 3-pointers (3).
- Ellis also scored 15 in the win over **Texas A&M**. He was just 3-of-11 from the field, but was 8-of-8 at the line.
- **At Miss State**, Ellis scored eight points, including four clutch points down the stretch, and led the team with four assists.
- **In the loss to Vandy**, tied a season-high with 19 points ... In his previous four games, he combined for 20 points ... He was 7-of-12 from the field, 3-of-6 from 3-point and had three assists ... **Scored 15 of his 19 in the second half (5-of-7 FG, 3-of-5 3PT) ... After going down n 16 with 5:54 left, Ellis scored 9 (making three 3's) in a 27-13 run to trim the deficit to one.**
- Earlier this year, Ellis also came up huge in the win over **Duke** with nine points and six assists with zero turnovers.
- Ellis, who played two years of Junior College basketball and scored 862 points, is in his third and final year of NCAA Division I basketball. He scored 843 points in two years at Louisville and **has 165 points this year at Arkansas to give him 1,008 for his NCAA career.**

Brazile Had 3 Double-Doubles in 4-Game Span (Stanford, Memphis and Duke)

- Trevon Brazile has posted five career double-doubles ... three in a four-game span this year (Stanford, Memphis and Duke).
- **He ranks 6th in the SEC in double-doubles with three.**
 - ^ Had 14 points and 17 rebounds in the double-overtime win over Stanford.
 - ^ Added 13 points and 10 rebounds versus Memphis.
 - ^ Tallied 19 points and 11 rebound in the win over Duke.
- The 17 boards vs Stanford are a career high and were the most by an SEC player this season (now 3rd most).
- Brazile did a lot of his rebounding on the offensive end in the double-doubles.
 - ^ **Had 8 offensive boards in the Stanford win**
 - ^ **Had 7 offensive boards in the Memphis loss**

Brazile Named SEC Player of the Week; Then Rolls Ankle & Was Limited vs Oklahoma

- Monday - Dec. 4, was an eventful day for redshirt sophomore Trevon Brazile.
- **First**, Brazile was named **SEC Player of the Week** for his impressive performance in the Duke win.
 - ^ Recorded a double-double with 19 points and 11 rebounds.
 - ^ Made a career-high four 3-pointers and all 11 rebounds were on the defensive end to set a career high.
 - ^ It was his third double-double in a four-game span (fifth of his career).
- **Later Monday, versus Furman**, Brazile scored 13 points, making 2-of-3 from 3PT, before exiting the game with 2:41 left with a sprained ankle ... He did start the Oklahoma game and played 15:21. However, he only played 4:13 in the second half ... Finished with 0 points and just 1 rebound.

Davis Reaches Milestones, Nearing Others, Ranks in UA 35th in Pts & 8th in Assists

- **Davonte Davis scored 15 points versus Memphis in the Bahamas to give him 1,001 for his Razorback career.**
 - ^ **Davis now sits at 1,089 points for 35th on the school's all-time list.**
 - Next: James Eldridge at 1,090, Alvin Robertson at 1,097, Michael Qualls at 1,100, Rashad Madden at 1,106, Brandon Dean at 1,130
 - ^ Davis became the 46th player to score 1,000 points in a Razorback uniform and the third in the Eric Musselman era, joining Mason Jones (1,146 points in two seasons) and JD Notae (1,070 in two seasons).
- **With six assists versus Missouri, Davis moved into the Razorback top 10. He has 307 for his career to rank 9th.**
 - ^ Next: Todd Day at 319 and Alvin Robertson at 341.
- **Davis grabbed his 500th rebound versus South Carolina and got his 300th career assist versus Tennessee.** Combined with his career points, **Davis became just the 2nd Hog to reach career triple of:**
 - 1,000 pts, - 500 rebs - 300 assists**
 - ^ **The only Hogs to accomplish the feat are Davis and Todd Day.**
 - Davis 1,089 pts 519 rebs 307 assists**
 - Day 2,395 pts 673 rebs 319 assists**
- Davis has played **126 career games and is 5 games shy of entering the Razorback top 10** for games played. The record for games played is 139 by Lee Mayberry with 81 career starts, he is 10 shy of #10 on the UA list.
- **ALL-TIME REBOUNDS AMONG UA "GUARDS":** 1,015 Sidney Moncrief • 673 Todd Day • **519 DAVONTE DAVIS** (HogStats)

TEAM MISCELLANEOUS STATS

RECORD BREAKDOWN

At Bud Walton Arena	2023-24: 9-6	Muss Era: 69-15
On The Road	2023-24: 2-5	Muss Era: 18-29
Neutral Site	2023-24: 2-3	Muss Era: 21-12
White "Razorbacks" Uni	2023-24: 2-0	Muss Era: 21-1 *
White '94 "Razorbacks" Uni	2023-24: 3-1	Muss Era: 26-8 !
White "Hog" Uni	2023-24: 2-1	Muss Era: 18-5
White "Arkansas" Uni	2023-24: 2-0	Muss Era: 10-1
White "Hog A" Uni	2023-24: 0-3	Muss Era: 3-4
White "Slobbering Hog" Uni	2023-24: 1-1	Muss Era: 1-2
White Rd "Arkansas Razorbacks"	2023-24: 2-0	Muss Era: 2-0
Pink "Arkansas" Uni	2023-24: 0-0	Muss Era: 1-0
Cardinal "Arkansas" Uni	2023-24: 0-2	Muss Era: 10-17
Cardinal "Razorbacks" Uni	2023-24: 0-2	Muss Era: 2-5
Cardinal Camo "Arkansas" Uni	2023-24: 0-0	Muss Era: 4-0 ^^
Cardinal "Hog" Uni	2023-24: 1-1	Muss Era: 6-4 +
Cardinal "Arkansas Razorbacks" Uni	2023-24: 1-1	Muss Era: 2-2
Cardinal "Slobbering Hog" Uni	2023-24: 0-1	Muss Era: 1-2
Cardinal '94 "Razorbacks" Uni	2023-24: 0-1	Muss Era: 1-3 ~
Anthractic Uni	2023-24: 0-0	Muss Era: 1-2

* L at Vandy '23 • ! L at Baylor • ~ home W vs Fla '23
^ home W vs Fordham & Ole Miss '22-23 • + home W vs Tenn '22

GENERAL

When ARK wins tip	2023-24: 10-9	Muss Era: 72-28
When OPP wins tip	2023-24: 4-5	Muss Era: 37-28
When ARK scores first	2023-24: 8-6	Muss Era: 63-22
When OPP scores first	2023-24: 6-8	Muss Era: 46-34

LEADS AND DEFICITS

Leading at the half	2023-24: 13-2	Muss Era: 85-11
• 2023-24: home: 9-1 road: 2-0 neutral 2-1		
Trailing at the half	2023-24: 1-12	Muss Era: 21-41
• 2023-24: home: 1-4 road: 0-6 neutral 0-2		
Tied at the half	2023-24: 0-0	Muss Era: 2-1
• 2023-24: home: 0-0 road: 0-0 neutral 0-0		
'23-24 W/ 5:00 left	Leading: 13-0 Trailing: 1-14 Tied: 0-0	
• Muss Era	Leading: 97-6 Trailing: 10-48 Tied: 2-2	
'23-24 W/ 2:00 left	Leading: 12-0 Trailing: 1-13 Tied: 1-1	
• Muss Era	Leading: 98-5 Trailing: 9-46 Tied: 2-5	

GMS decided by 1-to-5 pts	2023-24: 5-3	Muss Era: 24-19
GMS decided by 6-to-10 pts	2023-24: 4-4	Muss Era: 27-17
GMS decided by 11 + pts	2023-24: 5-7	Muss Era: 58-17
Overtime games	2023-24: 0-0	Muss Era: 5-3

OFFENSE

Scoring less than 70 points	2023-24: 1-8	Muss Era: 20-28
Scoring 70-79 points	2023-24: 4-5	Muss Era: 40-21
Scoring 80-89 points	2023-24: 5-1	Muss Era: 30-7
Scoring 90-99 points	2023-24: 3-0	Muss Era: 15-0
Scoring 100+ points	2023-24: 1-0	Muss Era: 4-0
1-2 Hogs in Double Figures	2023-24: 2-7	Muss Era: 6-19
3 Hogs in Double Figures	2023-24: 7-4	Muss Era: 45-24
4 Hogs in Double Figures	2023-24: 2-3	Muss Era: 40-11
5-7 Hogs in Double Figures	2023-24: 3-0	Muss Era: 26-2
8+ Hogs in Double Figures	2023-24: 0-0	Muss Era: 1-0
At least 1 Hog Scores 20+	2023-24: 10-7	Muss Era: 55-27
2+ Hogs Score 20+	2023-24: 1-0	Muss Era: 20-9

SHOOTING PERCENTAGE

	FG PCT	3FG PCT
50% or Better (Muss Era)	9-0 (37-2)	1-0 (8-1)
49.9% - 40% (Muss Era)	2-8 (56-34)	6-0 (20-5)
39.9% - 30% (Muss Era)	3-6 (16-19)	5-4 (36-20)
29.9% or Worse (Muss Era)	0-0 (0-1)	2-10 (45-30)

REBOUNDING/TURNOVERS

Out-rebounding opponent	2023-24: 11-2	Muss Era: 68-11
Out-rebounded by opp.	2023-24: 3-12	Muss Era: 37-42
Rebounds are even	2023-24: 0-0	Muss Era: 4-3
Grabbing 10+ off reb	2023-24: 5-4	Muss Era: 55-28
Forcing 15+ turnovers	2023-24: 2-2	Muss Era: 53-22
Committing less than 15 TO	2023-24: 11-11	Muss Era: 81-32

BY MONTH

In November	2023-24: 5-3	Muss Era: 26-4
In December	2023-24: 4-1	Muss Era: 24-6
In January	2023-24: 2-5	Muss Era: 20-21
In February	2023-24: 3-4	Muss Era: 23-15
In March	2023-24: 0-0	Muss Era: 16-9
In April	2023-24: 0-0	Muss Era: 0-0

PLAYER MISCELLANEOUS STATS

20+ POINT SCORING GAMES

Player	19-20	20-21	21-22	22-23	23-24	Career
Battle	0	4	5*	12	7	28
Brazile	-	-	0	3*	0	3
Davenport	0	1	6	2	0	9
Davis	-	1	1	2	0	4
Ellis	JC	JC	2	13	0	15
Graham	0	0	0	1	0	1
Harris	RS	0	0	1	0	1
Mark	-	2	1*	3	8	14
Menfield	-	-	-	5	1	5
Mitchell	0	0	0	0	2	2

30+/40+ POINT SCORING GAMES

Player	19-20	20-21	21-22	22-23	23-24	Career
Battle	0/0	1/0	0/0*	0/0	2/1	3/1
Ellis	JC	JC	0/0	2/0	0/0	2/0
Mark	-	0/0	0/0*	0/0	2/0	2/0
Menfield	-	-	-	0/0	1/0	1/0

1+/3+ THREE-POINTERS MADE IN A GAME

Player	19-20	20-21	21-22	22-23	23-24	Career
Battle	9/0	9/5	6/5*	25/17	18/8	67/35
Blocher	-	-	-	-	2/0	2/0
Brazile	-	-	10/0	5/3*	13/1	28/4
Davenport	2/0	19/10	26/18	30/12	17/0	94/40
Davis	-	2/0	11/1	22/6	9/2	44/9
Ellis	JC	JC	21/6	26/10	11/2	58/18
Graham	0/0	0/0	1/0	0/0	0/0	1/0
Lawson	1/0	4/0	0/0	6/0	6/0	17/0
Mark	-	13/0	3/0*	24/1	16/3	56/4
Mitchell	0	0	7/0	1/0	0/0	8/0
Menfield	-	-	-	21/18	7/2	28/20
Pinion	-	-	-	7/2	3/0	10/2

5+ REBOUNDS IN A GAME

Player	19-20	20-21	21-22	22-23	23-24	Career
Battle	0	8	2*	10	5	25
Blocher	-	-	-	-	1	1
Brazile	-	-	16	6*	13	35
Davenport	1	14	19	16	1	51
Davis	-	15	14	16	9	54
Ellis	JC	JC	3	2	2	7
Graham	6	9	11	7	6	39
Harris	RS	8	3	14	1	26
Lawson	10	5	3	16	8	42
Mark	-	8	0*	22	11	41
Menfield	-	-	-	8	1	9
Mitchell	3	4	20	19	12	58
Pinion	-	-	-	1	0	1

3+/5+ ASSISTS IN A GAME

Player	19-20	20-21	21-22	22-23	23-24	Career
Battle	1/0	5/2	0/0*	6/1	3/1	15/1
Blocher	-	-	-	-	4/1	4/1
Davenport	0/0	4/3	2/0	8/3	3/0	16/6
Davis	-	9/4	18/6	18/4	10/4	55/18
Ellis	JC	JC	7/1	25/15	7/2	39/18
Graham	2/0	0/0	8/2	1/0	1/0	12/2
Harris	RS	0/0	1/0	0/0	0/0	1/0
Lawson	6/2	1/1	0/0	2/0	1/0	10/3
Mark	-	9/2	4/0*	10/4	6/1	29/7
Menfield	-	-	-	18/9	3/1	21/10
Mitchell	0	0	5/2	4/0	3/0	12/2
Pinion	-	-	-	1/0	0/0	1/0

3+ BLOCKS IN A GAME

Player	19-20	20-21	21-22	22-23	23-24	Career
Brazile	-	-	5*	1	3	9
Blocher	-	-	-	-	1	1
Graham	2	4	2	1	1	10
Lawson	0	0	1	3	3	7
Mark	-	0	0*	0	2	12
Mitchell	0	0	6	6	6	18
Pinion	-	-	-	0	1	1

3+ STEALS IN A GAME

Player	19-20	20-21	21-22	22-23	23-24	Career
Battle	0	0	0*	2	1	3
Blocher	-	-	-	-	2	2
Davenport	0	2	1	0	0	3
Davis	-	3	3	5	1	12
Ellis	JC	JC	0	3	1	4
Graham	1	0	2	0	1	4
Harris	RS	1	0	0	0	1
Lawson	0	0	0	1	0	1
Mark	-	4	1*	3	5	13
Menfield	-	-	-	3	3	3
Mitchell	0	0	2	4	0	6

DUNKS

Player	19-20	20-21	21-22	22-23	23-24	Career
Battle	NA	NA	NA*	NA	1	1
Blocher	-	-	-	-	5	5
Brazile	-	-	NA	12*	22	34
Davenport	NA	NA	NA	NA	0	0
Davis	-	5	6	4	2	17
Ellis	JC	JC	NA	NA	1	1
Graham	NA	NA	NA	19	13	32
Harris	RS	NA	NA	NA	0	0
Lawson	NA	NA	NA	NA	7	7
Mark	-	NA	NA*	NA	5	5
Mitchell	NA	NA	NA	25	8	33
Pinion	-	-	-	2	1	3

* - Indicates played some games but redshirted that season



SEC PLAYERS OF THE WEEK

Trevon Brazile

Dec. 4, 2023 vs Duke

Double-Double (19 pts - 11 rebs) • Career-high 4 3-pointers

Keyon Menfield Jr.

Jan. 1, 2024 vs UNCW

Career-high 32 points • 13-of-17 FT • 5 Assists • 4 Rebounds

Khalif Battle

Feb. 26, 2024 vs A&M & MIZ

Career-high 42 pts vs Mizzou & 15 pts at A&M • 28.5 ppg • 5.0 rpg • 23-of-24 FT

Devo Doing Devo in Home Win over Mizzou

- Many times, Davonte Davis makes a huge impact in wins without scoring.
- Versus Missouri, he only scored 8 points (2-of-4 FG, 4-of-4 FT) but **he led the team with nine rebounds and six assists.**
- Other "Devo" games this year: Alcorn (5 pts, 5 reb, 5 assists) • Furman (7 pts, 10 reb, 8 assists) • UNCW (14 pts, 6 reb, 6 assists)

Mitchell Over the Last 9

- Maki Mitchell only scored one point in the loss to Tennessee and did not score in the loss to Vanderbilt.
- **However, in 7 of his last 9 games,** Mitchell has scored double digits including setting, then breaking, career highs in points (19 at MIZ, 21 at Miss State and 22 at A&M) ... He also has 3 Double-Doubles (Kentucky, at Mizzou and at Miss State).
- **He scored in double figures in a career-best, four-straight games** (12 vs UK, 19 at Mizzou, 10 at LSU and 14 vs UGA).
- Over that four-game span, Mitchell had: 13.8 ppg • 8.8 rpg • 60.7 FG% • 80.8 FT% (21-26) • 8 AST • 7 BLK
- **Mitchell shook off that 1-point game versus Tennessee with BACK-TO-BACK CAREER GAMES (at Miss State and at A&M)**
- **Scored a then career-high 21 points at Miss State with nine rebounds.**
 - He was 8-of-12 from the field and 5-of-5 at the line ... **The 8 FG made tied his career high**
 - Scored 15 of his 21 in the second half, making all five FT, with six of his nine rebounds and both blocked shots
- **Scored a career-high 22 points at Texas A&M with 13 rebounds.**
 - Set career highs for free throws made (10) and attempted (12) and tied his SEC career high for blocked shots (4).
 - Scored 13 of his 22 in the first half
- **"Only" scored 13 with six rebounds in the win versus Missouri, but he added three assists**
- **OVER THE LAST NINE GAMES (including a 1-point, 1-rebound game vs Tennessee and 0-points, 5 rebs vs Vandy):**
 - AVERAGING: 12.4 pts & 7.7 rebs (take out the UT and Vandy games ... he is averaging 15.9 ppg and 9.7 rebs over 7 games)
 - Shooting 82.4% from the line (42-51) with 13 blocked shots

Long Arms of the Law

- **Chandler Lawson, who has a 7-7 wingspan,** has 27 blocked shots this season.
- Had a then career-high five blocked shots versus Stanford.
- Tallied a career-high six blocked shots versus Duke All-American Kyle Filipowski.
- Had three blocked shots in the win over Furman.
- **BTW, in the charity exhibition vs Purdue, he had three blocked shots and three steals guarding reigning Player of the Year Zach Edey.**
- **Lawson has 27 blocked shots in 28 games this season, bettering any of his previous years' totals.**
 - FR at Oregon (14) SO at Oregon (12) JR at Memphis (9) SR at Memphis (19) **GradSR at Arkansas (27)**

Blocher Brings It ... Team's Hottest 3-Point Shooter Last Two Game

- Coach Musselman praised the efforts of Layden Blocher in the loss at Florida and he had bright moments at Ole Miss.
- **BLOCHER led the team with a career-high 14 points at Florida and led the team with three assists at Ole Miss.**
 - He was a career-best 6-of-10 at the free throw line at Florida and added four rebounds and two steals.
 - **He was a team-best +7 in 5:27 played versus Kentucky.**
 - **At Mizzou, Blocher started, was 2-of-2 from the field and 5-of-6 at the line with three offensive rebounds.**
- **DID YOU KNOW ...** Blocher is second on the team lead with 21 steals and has led the team in steals 7 times.
- **After starting the season 0-of-11 from 3-point range ...**
 - Made his 1st career 3-pointer at Texas A&M and was 1-of-2 for the game
 - Next time out, also went 1-of-2 from deep.

Graham Was Finding Groove Before Going On 2nd Stint on IL

- Jalen Graham has turned up his play for the second half of the season.
- However, he is missing his second stint with injuries this year. Earlier, this season, he had back spasms. **Versus Tennessee, Graham injured his shoulder in the first half and returned to play in the second half. However, the injury forced him to miss the game at Mississippi State.**

AFTER MISSING TRIP TO BAHAMAS (back spasms) and being limited the next two ... Over a 15-game span (since Okla):

- Tied for the team lead in blocked shots with 20 - **Has at least one blocked shot in 13 of his last 15 games**
- 2nd on the team in scoring (8.7), steals (10), FG made (58) and attempted (100)
- **AT MIZZOU: 13 points - season-high four assists - tied career highs with four steals and three blocked shots**
- **AT LSU: scored a season-high 18 points and added two steals and two blocked shots**

Menfield Leading Scorer 3x After Getting Waiver in December, Earns SEC Honor

- Arkansas sophomore guard Keyon Menfield Jr., was granted a waiver by the NCAA (Dec. 15) and became immediately eligible allowing him to make his Razorback debut against Lipscomb at Simmons Bank Arena in North Little Rock. His eligibility was restored following the end of the Fall academic semester.
- **Versus UNCW,** Menfield was named **SEC PLAYER OF THE WEEK** after scoring a **career-high 32 points** ... Played 35:05 - including all 20 minutes of the second half - and was **1 of 2 Hogs in double-digits for plus/minus at +17** in the 16-point win.
- **Versus Auburn: Led the team in scoring with 14** thanks to tynig a career-high with 4 3-pointers made. He also led the team with four assists (team had eight total).
- **Versus Georgia: Tied for the team lead with 15 points** ... Scored 11 in the second half.

RAZORBACK CLASS OF 2024



ISAIAH ELOHIM

6-6, 210, G
Kingston, N.Y.
Sierra Canyon HS (Calif.)
X @Elohimisaiah
Instagram @isaiah_elohim



Rivals	4 star	34 national	10 SG	--
On3 Composite	4 star	41 national	10 SG	5 Calif.
247 Composite	4 star	41 national	10 SF	5 Calif.
247	4 star	42 national	10 SF	5 Calif.
On3	4 star	45 national	10 SG	7 Calif.
ESPN	4 star	53 national	18 SF	4 Calif.

- #1 of 50 on the 2023-24 Jersey Mike's Naismith Trophy Boy's High School Player of the Year Pre-season 50 watch list.
- For the 2025 NBA Draft, NBADraftRoom.com has him #11 among the shooting guards and the #49 pick in the Draft.
- Ranked the 34th-best prospect in the country by Rivals and is the 12th-highest-rated Razorback recruit by 247Composite at #41 (sixth-highest in the Musselman era).
- Participated in the 2021, '22 and '23 Pangos All-American Camps.
- Participated in the 2022 and 2023 NBPA Top 100 camps and the 2023 Damian Lillard Formula Zero Elite Camp.
- As a junior, he missed some time due to injury but averaged 16 points, 5 rebounds, and 3 assists per game for Sierra Canyon ... Member of the 17U Paul George Elite on the Nike EYBL circuit.
- Was the Los Angeles Daily News 2021 Freshman of the Year ... Averaged 19.3 points (on 56.0% field goal shooting), 5.3 rebounds and 2.5 assists at Northridge (Calif.) Heritage Christian ... Led the Warriors to a 20-8 record and led the team in scoring ... Invited to the USA Men's U16 National Team minicamp this spring.



JALEN SHELLEY

F || 6-9 || 185
Frisco, Texas
Link Academy (Mo.)
X @JalenShelley
Instagram @jalenshelley10

ESPN	4 star	43 national	14 SF	3 Texas
Rivals	4 star	46 national	14 SF	--
247 Composite	4 star	53 national	13 SF	3 Mo.
On3 Composite	4 star	55 national	17 SF	3 Mo.
On3	4 star	63 national	22 SF	3 Mo.
247	4 star	65 national	18 SF	3 Mo.

- #43 on the 2024 Naismith Basketball Hall of Fame HoopHall Classic Elite Players list
- The ninth-highest-rated Razorback recruit by ESPN.com at #43 (sixth-highest in the Musselman era).
- In 2023, played in 21 games for Houston Hoops and Pro Skills on the Nike EYBL circuit ... Averaged 12.4 points, 5.5 rebounds and 2.0 assists ... At the Nike Peach Jam, averaged 10.2 points, 6.4 rebounds and 1.4 assists in five games.
- Attended Plano Prestonwood Christian HS as a junior and he helped lead them to a 26-6 record and win the TAPPS 6A state basketball championship ... Named first team 6A TAPPS All-State and second team All-Area by Dallas Morning News ... Averaged 18.3 points, 6.2 rebounds and 3.5 assists per game.
- As a sophomore and freshman, attended Frisco Lone Star HS ... Averaged 12.0 points and 4.6 rebounds as a sophomore.
- Also played wide receiver in football at Prestonwood and Frisco Lone Star.

ARKANSAS IN 2023-24 RANKINGS

THRU GAMES OF - Feb 28



TEAM IN THE NCAA/SEC	NCAA	SEC	NO.
Assist/Turnover Ratio (351 ranked)	261	12	0.98
Assists Per Game (351 ranked)	297	12	11.5
Bench Points per game (351 ranked)	14	3	30.04
Blocks Per Game (351 ranked)	5	2	6
Effective FG pct (351 ranked)	244	12	0.496
Fastbreak Points (351 ranked)	87	7	11.82
Field Goal Percentage (351 ranked)	202	9	44.3
Field Goal Percentage Defense (351 ranked)	176	9	43.6
Fouls Per Game (351 ranked)	335	14	19.9
Free Throw Attempts Per Game (351 ranked)	5	1	26.2
Free Throw Percentage (351 ranked)	111	8	73.3
Free Throws Made Per Game (351 ranked)	4	1	19.2
Rebound Margin (351 ranked)	270	11	-1.6
Rebounds (Defensive) Per Game (351 ranked)	115	7	25.96
Rebounds (Offensive) Per Game (351 ranked)	277	13	8.96
Rebounds Per Game (351 ranked)	215	11	34.93
Scoring Defense (351 ranked)	313	12	77.9
Scoring Margin (351 ranked)	267	12	-2
Scoring Offense (351 ranked)	110	7	75.9
Steals Per Game (351 ranked)	274	13	5.8
Three Point Attempts Per Game (351 ranked)	283	14	19.1
Three Point Percentage (351 ranked)	268	12	32
Three Point Percentage Defense (351 ranked)	221	12	34.1
Three Pointers Per Game (351 ranked)	294	14	6.1
Turnover Margin (351 ranked)	242	13	-0.7
Turnovers Forced Per Game (351 ranked)	261	11	11
Turnovers Per Game (351 ranked)	163	10	11.7
Winning Percentage (351 ranked)	197	12	50

RAZORBACKS IN THE NCAA/SEC

	PLAYER	NCAA	SEC	NO.
Assist/Turnover Ratio (350 ranked)	--			
Assists (343 ranked)	--			
Assists Per Game (340 ranked)	--			
Blocks (320 ranked)	Makhi Mitchell	137	7	35
	Chandler Lawson	243	13	27
	Trevon Brazile	288	15	25
Blocks Per Game (346 ranked)	Makhi Mitchell	144	7	1.25
	Trevon Brazile	162	10	1.19
	Chandler Lawson	265	16	0.96
Double Doubles (571 ranked)	Makhi Mitchell	205	7	4
	Trevon Brazile	281	11	3
	Tramon Mark	571	24	1
Field Goal Attempts (343 ranked)	--			
Field Goal Percentage (349 ranked)	Tramon Mark	120	7	49.3
Field Goals (341 ranked)	Tramon Mark	272	12	146
	--			
Free Throw Attempts (345 ranked)	Khalif Battle	91	6	151
	Tramon Mark	113	7	146
Free Throw Percentage (350 ranked)	Khalif Battle	108	8	84.1
	Tramon Mark	228	18	79.5
Free Throws (349 ranked)	Khalif Battle	57	3	127
	Tramon Mark	91	8	116
Minutes Per Game (350 ranked)	Tramon Mark	332	8	32:03
Points (348 ranked)	Tramon Mark	196	11	438
Points Per Game (350 ranked)	Tramon Mark	128	7	16.8
Rebounds (348 ranked)	--			
Rebounds (Defensive) Per Game (349 ranked)	Trevon Brazile	276	10	4.52
Rebounds (Offensive) Per Game (350 ranked)	--			
Rebounds Per Game (350 ranked)	Trevon Brazile	302	12	6.2
Steals (313 ranked)	--			
Steals Per Game (346 ranked)	--			
Three Point Attempts (345 ranked)	--			
Three Point Percentage (92 ranked)	--			
Three Pointers Per Game (344 ranked)	--			
Total 3-point FGM (337 ranked)	--			
Triple Doubles (6 ranked)	--			



ERIC MUSSELMAN LIVE RADIO SHOW

Once again, there will be 12 Arkansas basketball radio shows, all starting at 7 pm, at Sassy's Red House (Shows 1-2) Sassy's BBQ and Grille (Shows 3-12).

Monday, Oct. 30	Monday, Jan. 8
Tuesday, Nov. 7	Monday, Jan. 22
Tuesday, Nov. 14	Monday, Jan. 29
Monday, Nov. 27	Monday, Feb. 5
Monday, Dec. 11	Monday, Feb. 12
Monday, Dec. 18	Monday, Mar. 4



COURTSIDE WITH ERIC MUSSELMAN

There will be 10, 30-minute TV shows featuring head coach Eric Musselman and Chuck Barrett. Each show will air on Sunday as well as on HOGS+ Please check local listings for times and channels in your area.

Sunday, Jan. 7	Sunday, Feb. 11
Sunday, Jan. 14	Sunday, Feb. 18
Sunday, Jan. 21	Sunday, Feb. 25
Sunday, Jan. 28	Sunday, Mar. 3
Sunday, Feb. 4	Sunday, Mar 10



2022-23 SEC STANDINGS

Thru Feb 28



	SEC	PCT.	HOME	AWAY	OVERALL	PCT.	HOME	ROAD	NEUTRAL	STRK
Alabama	12-3	.800	7-0	5-3	20-8	.786	14-1	5-4	2-3	W1
Tennessee	12-3	.800	7-1	5-2	22-6	.786	14-1	6-3	2-2	W5
South Carolina	11-4	.733	5-2	6-2	23-5	.821	13-2	7-3	3-0	W2
Auburn	10-5	.667	6-1	4-4	21-7	.750	13-1	4-5	4-1	L1
Florida	10-5	.667	7-1	3-4	20-8	.714	13-1	3-5	4-2	W2
Kentucky	10-5	.667	5-2	5-3	20-8	.714	12-4	6-3	2-1	W2
Mississippi State	8-7	.533	6-2	2-5	19-9	.679	11-3	2-6	6-0	L1
LSU	7-8	.467	5-3	2-5	15-13	.536	11-5	2-6	2-2	W1
Ole Miss	6-9	.400	5-3	1-6	19-9	.679	14-3	3-6	2-0	L3
Texas A&M	6-9	.400	4-4	2-5	15-13	.536	9-5	4-6	2-2	L5
Arkansas	5-10	.333	3-5	2-5	14-14	.500	10-6	2-5	2-3	L1
Georgia	5-10	.333	2-5	3-5	15-13	.536	11-5	4-5	0-3	L2
Vanderbilt	3-12	.200	2-5	1-7	8-20	.286	7-9	1-8	0-3	W1
Missouri	0-15	.000	0-7	0-8	8-20	.286	6-9	2-9	0-2	L15

AP (Feb. 26)

1	Houston (53)	24-3	1540
2	Purdue (4)	25-3	1460
3	UConn (5)	25-3	1459
4	TENNESSEE	21-6	1338
5	Marquette	21-6	1243
6	Arizona	21-6	1188
7	Kansas	21-6	1156
8	Iowa State	21-6	1155
9	NORTH CAROLINA	21-6	1130
10	DUKE	21-6	976
11	AUBURN	21-6	862
12	Creighton	20-8	783
13	Illinois	20-7	726
14	ALABAMA	19-8	695
15	Baylor	19-8	689
16	KENTUCKY	19-8	649
17	Saint Mary's	23-6	646
18	SOUTH CAROLINA	22-5	471
19	Washington State	21-7	361
20	San Diego State	21-7	305
21	Dayton	21-5	261
22	Utah State	22-5	207
23	Gonzaga	22-6	184
24	FLORIDA	19-8	140
25	South Florida	21-5	127

COACHES (Feb. 26)

1	Houston (25)	24-3	791
2	UConn (3)	25-3	756
3	Purdue (4)	25-3	755
4	TENNESSEE	21-6	698
5	Marquette	21-6	616
6	Iowa State	21-6	605
7	Arizona	21-6	597
8	NORTH CAROLINA	21-6	589
9	Kansas	21-6	582
10	DUKE	21-6	461
11	AUBURN	21-6	426
12	Creighton	20-8	412
13	ALABAMA	19-8	372
14	Baylor	19-8	353
15	KENTUCKY	19-8	351
16	Illinois	20-7	348
17	Saint Mary's	23-6	332
18	SOUTH CAROLINA	22-5	214
19	San Diego State	21-7	153
20	Dayton	21-5	152
21	Washington State	21-7	149
22	Gonzaga	22-6	132
23	Utah State	22-5	114
24	FLORIDA	19-8	98
25	South Florida	21-5	57

RECEIVING VOTES: BYU 92, Texas Tech 65, Clemson 45, TCU 45, Wake Forest 44, Wisconsin 42, Nevada 25, Colorado St. 20, Arizona St 17, New Mexico 10, FAU 8, **OKLAHOMA 19**, Nebraska 7, **MISS STATE 5**, Washington 4, App St 3, Northwestern 1, Boise St. 1, McNeese St. 1, Indiana St 1, Loyola Chicago 1.

RECEIVING VOTES: BYU 53; Wake Forest 51; TCU 36; Texas Tech 35; Wisconsin 20; **OKLAHOMA 19**; Clemson 15; Nevada 14; Virginia 10; Nebraska 8; App State 8; Seton Hall 7; Northwestern 3; Loyola Chicago 3; James Madison 2; Indiana State 2; Boise State 1.

SEC SCHEDULE

	TV	CT
SATURDAY, MARCH 2		
Florida at South Carolina	ESPN	11:00 am
Arkansas at Kentucky	CBS	12:30 pm
LSU at Vanderbilt	SEC	2:30 pm
Mississippi St. at Auburn	ESPN2	3:00 pm
Texas A&M at Georgia	SEC	5:00 pm
Tennessee at Alabama	ESPN	7:00 pm
Ole Miss at Missouri	SEC	7:30 pm
TUESDAY, MARCH 5		
Ole Miss at Georgia	SEC	6:00 pm
Alabama at Florida	ESPN	6:00 pm
Auburn at Missouri	SEC	8:00 pm
WEDNESDAY, MARCH 6		
Tennessee at South Carolina	ESPN2	6:00 pm
LSU at Arkansas	SEC	6:00 pm
Mississippi St. at Texas A&M	ESPN2/U	8:00 pm
Vanderbilt at Kentucky	SEC	8:00 pm
SATURDAY, MARCH 9		
Arkansas at Alabama	ESPN	11:00 am
Texas A&M at Ole Miss	CBS	1:00 pm
South Carolina at Mississippi St.	SEC	1:30 pm
Kentucky at Tennessee	CBS	3:00 pm
Florida at Vanderbilt	SEC	3:30 pm
Georgia at Auburn	SEC	5:30 pm
Missouri at LSU	SEC	7:30 pm

HOGS RANKING BY WEEK

WEEK	AP	COACH	NET
Preseason	14	14	No Poll
Nov. 13	14	14	No Poll
Nov. 20	20	RV (#26)	No Poll
Nov. 27	RV (#35)	RV (#43)	No Poll
Dec. 4	RV (#36)	--	117
Dec. 11	--	--	103
Dec. 18	--	--	101
Dec. 25	--	--	96
Jan. 1	--	--	89
Jan. 8	--	--	105
Jan. 15	--	--	113
Jan. 22	--	--	118
Jan. 29	--	--	130
Feb. 5	--	--	131
Feb. 12	--	--	128
Feb. 19	--	--	136
Feb. 26	--	--	121
Mar 4	--	--	--
Mar 11	--	--	--
Apr. 8	No Poll	--	--

ARKANSAS IN THE POLLS

Ranking in AP Poll unless "*" indicating only ranked in the Coaches Poll

As	Overall	H	A	N	Last Meeting	Last Win
As #1	16-4	8-0	6-2	2-2	W, 97-79 vs #14 Georgetown @MEM (11/27/94)	Same
As #2	38-4	17-1	7-0	14-3	W, 76-72 vs #2 Duke @NCAA (4/4/94)	Same
As #3	29-5	13-0	10-5	6-0	W, 97-79 vs Tennessee (1/7/95)	Same
As #4	13-2	8-0	3-2	2-0	W, 94-71 at Missouri (12/3/94)	Same
As #5	13-8	1-1	2-4	10-3	L (OT), 95-93 vs #3 Kentucky @SEC (3/12/95)	69-58 vs #20 Alabama @SEC (3/11/95)
As #6	18-3	6-0	5-0	7-3	L, 89-78 vs #1 UCLA @NCAA (4/3/95)	75-68 vs #4 N. Carolina @NCAA (4/1/95)
As #7	18-1	4-0	7-0	7-1	W, 68-66 vs Auburn (3/4/95)	Same
As #8	9-10	6-1	1-5	2-4	L, 78-71 vs LSU @SEC (3/13/21)	70-64 vs Missouri @SEC (3/12/21)
As #9	27-7	7-1	6-2	15-4	L, 60-57 at LSU (12/28/22)	88-78 vs Oklahoma (12/10/22) @ Tulsa
As #10	20-4	11-1	2-1	7-2	W, 85-51 vs UNC Asheville (12/21/22)	Same
As #11	22-6	12-2	6-4	4-0	W, 99-58 vs San Jose St (12/03/22)	Same
As #12	22-9	11-0	8-5	2-4	L, 88-66 vs Oklahoma (12/11/21)	86-66 vs Charlotte (12/8/21)
As #13	18-6	12-1	3-5	3-0	L, 72-59 at #22 Auburn (1/7/23)	74-68 vs #20 Missouri (1/4/23)
As #14	32-6	16-1	8-2	8-3	L, 78-72 vs UNC (11/17/23)	86-77 vs Old Dominion (11/13/23)
As #15	16-6	4-2	9-2	3-2	L, 97-84 at Vanderbilt (1/4/23)	90-68 vs Tennessee State (1/17/00)
As #16	17-5	12-0	3-4	2-1	W, 93-80 vs UNI (11/17/21)	Same
As #17	18-9	5-0	5-2	****8-7	W, 69-78 vs #9 Duke @NCAA (3/26/22)	74-68 vs #1 Gonzaga @NCAA (3/24/22)
As #18	20-9	*10-4	8-4	2-1	W, 75-73 vs #6 Kentucky (2/26/22)	Same
As #19	16-7	8-2	3-3	5-2	L, 96-82 vs Ole Miss (1/17/15)	67-45 vs Wofford (11/9/07)
As #20	25-6	**11-0	1-0	****13-6	L, 87-72 vs #14 N. Carolina @Atlantis (11/24/23)	77-74 2OT vs Stanford (11/22/23)
As #21	6-4	3-0	0-1	3-3	L, 87-78 vs #15 N. Carolina @NCAA (3/21/15)	56-53 vs Wofford @NCAA (3/19/15)
As #22	8-5	4-1	2-3	2-1	L, 78-77 at Auburn (1/6/18)	84-79 (OT) vs Miss State @SEC (3/6/99)
As #23	7-1	5-0	2-1	0-0	W, 58-48 vs #16 Tennessee (2/19/22)	Same
As #24	7-1	4-0	3-0	0-1	L, 89-81 vs Hofstra @ NLR (12/18/21)	Same
As #25	6-3	6-0	0-3	0-1	W, 69-57 vs Ole Miss (01/21/23)	Same
TOT.	441-131	204-16	111-60	127-54	L, 87-72 vs #14 N. Carolina (11/24/23)	77-74 2OT vs Stanford (11/22/23)

ARKANSAS VERSUS THE POLLS

Ranking in AP Poll unless "*" indicating only ranked in the Coaches Poll

Vs	Overall	H	A	N	Last Meeting	Last Win
Vs #1	3-11	1-2	0-2	2-7	W, 74-68 vs Gonzaga @NCAA (03/24/22)	Same
Vs #2	6-9	5-2	0-6	1-1	L, 86-83 at Alabama (2/25/23)	Same
Vs #3	0-15	0-1	0-3	0-11	L, 81-72 vs Baylor @ NCAA (3/29/21)	--
Vs #4	6-13	2-3	1-7	3-3	W, 72-71 vs Kansas @ NCAA (3/18/23)	Same
Vs #5	4-4	4-1	0-1	0-2	W, 74-71 vs Texas A&M (1/27/16)	Same
Vs #6	7-12	4-4	0-5	3-3	L, 63-57 vs Kentucky (1/27/24)	75-73 vs Kentucky (2/26/22)
Vs #7	2-5	2-0	0-1	0-4	W, 80-75 vs Duke *11/29/23	Same
Vs #8	3-5	2-1	1-3	0-1	L, 92-63 vs Tennessee (2/14/24)	88-61 vs Alabama (1/6/07)
Vs #9	2-6	0-0	1-4	1-2	L, 78-69 vs Duke @NCAA (3/26/22)	91-82 vs Arizona @NCAA (4/2/94)
Vs #10	5-6	2-2	2-1	1-3	L, 88-65 vs UConn @NCAA (03/23/23)	(OT), 86-81 at Missouri (2/13/21)
Vs #11	5-8	2-2	1-4	2-2	L (OT), 79-76 vs Auburn (2/4/20)	104-93 vs Missouri (12/5/95)
Vs #12	7-10	2-2	2-5	*3-3	L, 75-57 at Tennessee (2/28/23)	Same
Vs #13	6-4	3-0	0-2	3-2	L, 78-74 at Tennessee (3/5/22)	87-85 vs Kentucky (1/14/14)
Vs #14	5-8	3-2	0-3	2-3	L, 87-72 vs North Carolina (11/24/24)	91-82 vs Auburn (2/27/18)
Vs #15	3-5	3-0	0-2	0-3	L, 87-78 vs N. Carolina @NCAA (3/21/15)	98-88 vs Mississippi State (1/17/12)
Vs #16	4-7	2-2	0-4	2-1	W, 58-48 vs Tennessee (2/19/22)	Same
Vs #17	4-4	1-2	1-1	2-1	L, 67-64 at Baylor (1/28/23)	(OT), 78-74 vs San Diego St (11/23/22)
Vs #18	5-8	1-2	2-3	2-3	L, 67-61 vs Texas A&M @SEC (3/10/23)	80-73 at Ole Miss (1-31-10)
Vs #19	8-4	3-1	3-1	2-2	L, 79-70 vs Oklahoma @ Tulsa (12/9/23)	90-89 at LSU (2/2/19)
Vs #20	11-5	5-2	1-2	5-1	W, 74-68 vs Missouri (1/5/23)	Same
Vs #21	5-3	2-1	1-0	2-2	W, 68-66 vs TX Tech @NCAA (3/21/21)	Same
Vs #22	4-3	4-1	0-2	0-0	L, 72-59 at Auburn (1/7/23)	(OT), 77-76 vs Kentucky (2/23/11)
Vs #23	3-8	1-2	0-3	2-2	L, 88-79 vs Kentucky (3/4/23)	Same
Vs #24	2-4	1-2	*0-1	*1-1	*L, 90-59 at Alabama (1/16/21)	*86-72 vs Indiana @NCAA (3/21/08)
Vs #25	4-6	3-3	*0-1	1-2	L, 83-51 vs Auburn (1/6/24)	82-74 vs Vanderbilt (1/31/22)
TOT.	114-172	58-40	16-67	40-65	L, 92-63 vs #8 Tennessee (2/14/24)	80-75 vs #7 Duke (11/23/23)

RANKED ARKANSAS VERSUS RANKED OPPONENT

Overall	H	A	N
48-51	18-4	4-16	26-31
LAST TIME: #20 ARK vs #14 UNC - L, 72-87 (11/29/23) LAST W: 74-68 v #20 MIZ (01/04/23)			
LAST W at Home: #13 ARK v #20 MIZ - W, 74-68 (01/04/23)			
LAST W on Road: #10 ARK at #18 BAMA - W, 86-80 (2/15/95)			
LAST W vs Neutral: #9 ARK vs #17 AZTECS - W, 78-74 (01/13/22)			

LAST TIME HOGS WON AS TOP 25

#	HOME	ROAD	NEUTRAL
#1: Miss State	3/5/94	LSU	3/2/94 Georgetown 11/27/94
#2: NW (La) St	12/4/93	Baylor	1/26/91 Duke 4/4/94
#3: Tennessee	1/7/95	Ole Miss	1/4/95 Iowa 12/30/94
#4: Jackson St	11/30/94	Missouri	12/03/94 SMU 3/2/78
#5: Miss State	1/1/95	Tennessee	1/29/94 Alabama 3/11/95
#6: Montevallo	2/5/94	UAB	1/27/90 N. Carolina 4/1/95
#7: Auburn	3/4/95	Florida	2/28/95 Texas 3/24/90
#8: Montevallo	2/25/95	LSU	2/22/95 Missouri 3/12/21
#9: Oklahoma	12/10/22	S. Carolina	1/21/95 San Diego St. 11/23/22
#10: UNCA	12/21/22	Alabama	2/15/95 Oral Roberts 3/27/21
#11: San Jose St	12/03/22	S. Alabama	11/29/89 Alabama St. 12/2/91
#12: Charlotte	12/7/21	S. Carolina	3/2/21 St. Louis 12/26/97
#13: Missouri	01/04/23	S. Carolina	1/9/93 San Diego St. 12/3/81
#14: Old Dominion	11/13/23	Alabama	2/13/93 St. John's 3/20/93
#15: Tenn State	11/27/00	Miss State	1/31/98 LSU 03/11/22
#16: UNI	11/17/21	S. Alabama	12/30/91 Tennessee 3/6/98
#17: SE Mo. State	11/27/82	Florida	2/6/93 Gonzaga 3/24/22
#18: Kentucky	2/26/22	Florida	2/22/22 VCU 11/18/07
#19: Woff			

VERSUS 2023-24 OPPONENTS

NON-CONFERENCE

School	Gms	Series Record	Strk	H	A	N	Last Meeting
Ablene Christian	2	Arkansas Leads, 2-0	W2	2-0	--	--	H - W, 83-73 (12/21/20)
Alcorn State	6	Arkansas Leads, 6-0	W6	6-0	--	--	H - W, 93-59 (11/06/23)
Duke	5	Arkansas Leads, 3-2	W1	1-0	--	2-2	H - W, 80-75 (11/29/23)
Furman	1	Arkansas Leads, 1-0	W1	1-0	--	--	H - W, 97-83 (12/04/23)
Gardner-Webb	3	Arkansas Leads, 3-0	W3	3-0	--	--	H - W, 86-68 (11/10/23)
Lipscomb	3	Arkansas Leads, 3-0	W3	2-0	--	1-0	N - W, 69-66 (12/17/23) @ NLR
Memphis	22	Series Tied, 11-11	L2	5-1	4-5	2-5	N - L, 84-79 (11/23/23) @ Atlantis
Oklahoma	31	Arkansas Leads, 19-14	L1	8-5	3-7	6-2	N - L, 79-70 (12/09/23) @ Tulsa
North Carolina	11	Arkansas Trails, 3-8	L5	0-0	0-0	3-8	N, L, 87-72 (11/24/23) @ Atlantis
UNC Greensboro	3	Arkansas Leads, 2-1	L1	2-1	--	--	H - L, 78-72 (11/17/23)
UNC Wilmington	1	Arkansas Leads, 1-0	W1	1-0	--	--	H, W, 106-90 (12/30/23)
Old Dominion	1	Arkansas Leads, 1-0	W1	1-0	0-0	0-0	H - W, 86-77 (11/13/23)
Stanford	3	Arkansas Trails 1-2	W1	--	--	1-2	N - W, 77-74 2OT (11/23/23) @ Atlantis

SOUTHEASTERN CONFERENCE

School	Gms	Series Record	Strk	H	A	N	Last Meeting
Alabama	68	Arkansas Leads, 36-32	L3	20-7	8-23	8-2	A - L, 86-83 (02/25/23)
• SEC Only	58	Series Tied, 29-29		20-7	8-21	1-1	
Auburn	60	Arkansas Leads, 38-22	L1	23-8	13-15	2-1	H - L, 83-51 (01/06/24)
• SEC Only	59	Arkansas Leads, 38-21		23-6	13-15	2-0	
Florida	42	Arkansas Trails, 15-27	L1	10-7	3-15	2-5	A - L, 90-68 (01/13/24)
• SEC Only	SAME						
Georgia	44	Arkansas Leads, 27-17	W1	14-3	6-11	6-3	H - W, 78-75 (02/10/24)
• SEC Only	SAME						
Kentucky	49	Arkansas Trails, 14-35	L2	8-10	5-15	1-10	H - L, 63-57 (01/27/24)
• SEC Only	44	Arkansas Trails, 14-30		8-10	5-13	1-8	
LSU	78	Arkansas Leads, 42-36	L1	23-8	13-21	6-7	A - L, 95-74 (02/05/24)
• SEC Only	69	Arkansas Leads, 38-31		23-8	12-20	3-3	
Ole Miss	86	Arkansas Leads, 52-34	L1	18-11	10-21	24-2	A - L, 51-77 (01/24/24)
• SEC Only	57	Arkansas Leads, 30-28		18-10	10-19	1-0	
Mississippi State	69	Arkansas Leads, 35-34	L2	23-9	7-24	5-1	A - L, 77-67 (02/18/24)
• SEC Only	60	Series Tied, 30-30		22-8	6-22	2-0	
Missouri	62	Arkansas Leads, 35-27	W2	19-10	13-17	2-0	A - W, 91-84 (01/31/24)
• SEC Only	25	Arkansas Leads, 16-9		9-2	5-7	1-0	
South Carolina	39	Arkansas Leads, 23-16	L1	12-6	8-8	3-2	H - L, 77-64 (01/20/24)
• SEC Only	SAME						
Tennessee	48	Arkansas Trails, 22-26	L1	12-5	4-16	6-5	H - L, 92-63 (02/14/24)
• SEC Only	44	Arkansas Trails, 19-25		12-5	4-16	3-4	
Texas A&M	169	Arkansas Leads, 108-61	W2	62-15	39-40	7-6	A - W, 78-71 (02/20/24)
• SEC Only	23	Arkansas Leads 13-10		10-1	3-7	0-2	
Vanderbilt	44	Arkansas Leads, 29-15	L3	16-5	8-9	5-1	H - L, 85-82 (02/27/24)
• SEC Only	42	Arkansas Leads 28-14		15-5	8-8	5-1	

AT THE SEC TOURNEY

Overall: 30-30
 1st Rd: 4-10
 2nd Rd: 2-2
 Quarterfinal: 16-3
 Semifinal: 7-9
 Final: 1-6

RECORD BY OPPONENT

Opponent	Record	Last Meeting
Alabama	1-1	1995, W, 69-58 (Semis)
Auburn	2-0	2023, W, 76-73 (2nd)
Florida	2-5	2019, L, 66-50 (2nd)
Georgia	6-3	2015, W, 60-49 (Semis)
Kentucky	1-9	2017, L, 82-65 (Final)
LSU	3-3	2022, W, 79-67 (Semis)
Ole Miss	1-0	2017, W, 73-72 (Quart)
Mississippi State	2-0	2007, W, 81-72 (Semis)
Missouri	1-0	2021, W, 70-64 (Quart)
South Carolina	3-2	2018, W, 69-64 (2nd)
Tennessee	3-4	2018, L, 84-66 (Semis)
Texas A&M	0-2	2023, L, 67-61 (Quart)
Vanderbilt	5-1	2020, W, 86-73 (1st)

AT THE NCAA TOURNEY

Overall: 50-35
 1st Rd: 19-8
 2nd Rd: 12-10
 Sweet 16: 8-6
 Elite 8: 6-5
 Final Four: 2-4
 Championship: 1-1
 - Regional/Final Consolations: 2-1

RECORD BY OPPONENT

Opponent	Record	Last Meeting	Opponent	Record	Last Meeting
Alabama	1-0	1991, W, 93-70 (Sweet 16)	Murray State	1-0	1992, W, 80-60 (1st)
Arizona	1-0	1994, W, 91-82 (Final 4)	Nebraska	1-0	1998, W, 74-65 (1st)
Arizona State	1-0	1991, W, 91-90 (2nd)	New Mexico State	1-0	2022, W, 53-48 (2nd)
Baylor	0-1	2021, L, 81-72 (Elite 8)	Notre Dame	1-0	1919, W, 71-69 (Final 4)
Bucknell	0-1	2006, L, 59-55 (1st)	North Carolina	2-4	2017, L, 72-65 (2nd)
Butler	0-1	2018, L, 79-62 (1st)	N.C. A&T	1-0	1994, W, 94-79 (1st)
Cal St-Fullerton	1-0	1979, W, 61-58 (Elite 8)	Oklahoma State	0-2	1958, L, 65-4 (Sweet 16)
Cincinnati	0-1	1958, L, 97-62 (Final 4 con)	Oral Roberts	1-0	2021, W, 72-70 (Sweet 16)
Colgate	1-0	2021, W, 85-68 (1st)	Oregon	1-0	1945, W, 79-78 (Elite 8)
Connecticut	0-1	2023, L, 88-65 (Sweet 16)	Oregon State	0-1	1949, L, 56-38 (Elite 8)
Dayton	1-0	1990, W, 86-84 (2nd)	Penn State	1-0	1996, W, 86-80 (1st)
Duke	1-2	2022, L, 78-69 (Elite 8)	Princeton	1-0	1990, W, 68-64 (1st)
Georgetown	1-1	2001, L, 63-61 (1st)	Purdue	1-0	1983, W, 78-68 (2nd)
Georgia State	1-0	1991, W, 117-76 (1st)	St. John's	1-1	1993, W, 80-74 (2nd)
Gonzaga	1-0	2022, W, 74-68 (Sweet 16)	Seton Hall	1-0	2017, W, 77-71 (1st)
Holy Cross	1-0	1993, W, 94-64 (1st)	Siena	1-0	1999, W, 94-80 (1st)
Illinois	1-0	2023, W, 73-74 (1st)	Southern Cal	0-1	2007, L, 77-60 (1st)
Indiana	1-0	2008, W, 86-72 (1st)	Syracuse	1-0	1995, W, 96-94 OT (2nd)
Indiana State	0-1	1979, L, 73-71 (Elite 8)	Texas	1-0	1990, W, 88-85 (Elite 8)
Iowa	1-1	1999, L, 82-72 (2nd)	Texas Southern	1-0	1995, W, 79-78 (1st)
Kansas	1-1	2023, W, 72-71 (2nd)	Texas Tech	1-0	2021, W, 68-66 (2nd)
Kansas State	0-2	1982, L, 65-64 (2nd)	Tulsa	1-0	1994, W, 103-84 (Sweet 16)
Kentucky	0-1	1979, L, 64-59 (Final 4)	UCLA	1-1	1995, L, 89-78 (Final)
LSU	0-1	1981, L, 75-56 (Sweet 16)	Utah	0-1	1998, L, 69-65 (2nd)
Louisville	2-2	1989, L, 93-74 (2nd)	Vermont	1-0	2022, W, 75-71 (1st)
Loyola-Marymount	1-0	1989, W, 120-101 (1st)	Villanova	0-1	1988, L, 82-74 (1st)
Marquette	1-0	1996, W, 65-56 (2nd)	Virginia	1-1	1995, W, 68-61 (Elite 8)
UMass	0-1	1996, L, 79-63 (Sweet 16)	Wake Forest	0-1	1977, L, 86-80 (1st)
Memphis	1-1	1995, W, 96-91 OT (Sweet 16)	Washington State	0-1	1941, L, 64-53 (Final 4)
Mercer	1-0	1981, W, 73-67 (1st)	Weber State	2-0	1980, W, 74-63 (2nd)
Miami (Fla.)	0-1	2000, L, 75-71 (1st)	Wofford	1-0	2015, W, 56-53 (2nd*)
Michigan	1-0	1994, W, 76-68 (Elite 8)	Wyoming	2-0	1949, W, 61-48 (Reg con)



2023-24

#PRO HOGS

44 NBA Draft Selections	16 All-Star Game Appearances	14 All-Defensive Team Honors
--------------------------------	-------------------------------------	-------------------------------------

* - MUSSELMAN COACHED PLAYERS

 PATRICK BEVERLEY • 11th Year in NBA • 3x NBA All-Defensive Team • 2009 - 2nd RD/42nd overall	 ANTHONY BLACK * • 1st Year in NBA • T2nd Highest Hog NBA Pick • 2023 - 1st RD/6th overall
 RICKY COUNCIL IV * • 1st Year in NBA • 2023-24 2-Way Free Agent	 DANIEL GAFFORD • 5th Year in NBA • 2019 - 2nd RD/38th overall
 ISAIAH JOE * • 4th Year in NBA • 2020 - 2nd RD/49th overall	 MASON JONES * • 3rd Year in NBA • 2023-24 2-Way Free Agent
 MOSES MOODY * • 3rd Year in NBA • 1st Hog to be "1 & Done" • 2021 - 1st RD/14th Pick • 2022 NBA Champion	 BOBBY PORTIS • 9th Year in NBA • 2021 NBA Champion • 2015 - 1st RD/22nd overall • 2023 Team USA Member
 NICK SMITH JR. * • 1st Year in NBA • 2023 - 1st RD/27th overall	 JORDAN WALSH * • 1st Year in NBA • 2023 - 2nd RD/38th overall
 STANLEY UMUDE * • 2nd Year in NBA • 2022-23 Free Agent	 JAYLIN WILLIAMS * • 2nd Year in NBA • 2022 - 2nd RD/34th overall

15 First Round Draft Picks	7 All-NBA Selections	6 NBA Champions
-----------------------------------	-----------------------------	------------------------

PROHOGS AROUND THE WORLD

Adrio Bailey #	BK Redstone Olomoucko (Czech)
Jaylen Barford	Lokomotiv (Russia)
Coty Clarke	San-en NP (Japan)
Jabril Durham	Start Lublin (Poland)
Courtney Fortson	Karhubasket (Finland)
Dusty Hannahs	Ironi Nes Ziona B.C. (Israel)
Delvon Johnson	Usti n/Labem (Czech Republic)
Joe Johnson	Triplets (USA BIG3)
Kamani Johnson #	Pacific Caesar (Indonesia)
Chris Lykes #	Denain Voltaire (France)
Daryl Macon	Shenzhen Leopards (China)
Rashad Madden	NH Ostrava (Czech Republic)
JD Notae #	Pallacanestro Trapani (Italy)
Justin Smith #	Hapoel Holon B.C. (Israel)
Dustin Thomas	Szolnok (Hungary)
Trey Wade #	Start Lublin (Poland)
Jimmy Whitt #	Santa Cruz Warriors (G League)
Jalen Tate #	Leuven Bears (Belgium)
Charles Thomas	Regatas (Argentina)
Au'Diese Toney #	Grand Rapids Gold (G League)
Sonny Weems	Shanxi Loongs (China)

- Musselman Coached Players





ERIC MUSSELMAN

ARKANSAS HEAD COACH

San Diego, 1987

109-56 • 5th year as Arkansas head coach
 219-90 • 9th year as collegiate head coach
 503-291 • 14 seasons as professional head coach

- 1996 USBL Coach of the Year
- 2003 NBA Coach of the Year Runner-Up
- 2012 NBA D-League Coach of the Year
- 2016 Bleacher Report's Mountain West Coach of the Year
- 2017 USBWA District VIII Coach of the Year
- 2018 USBWA District VIII Coach of the Year
- 2018 NABC District 17 Coach of the Year
- 2018 Mountain West Coach of the Year
- 2021 Jim Phelan Coach of the Year Finalist
- 2021 Werner Ladder Naismith Coach of the Year Semifinalist
- 2021 Basketball Times Midlands District Coach of the Year

COLLEGIATE HEAD COACHING RECORD

Year	Overall	Conf	Finish	Conf Tour	NCAA/CBI Postseason	Final/Rank
2015-16	24-14	10-8	MW (T-4th)	1-1	5-1 • CBI Champion	--/--
2016-17	28-7	14-4	MW (1st)	3-0 *	0-1 • #12 seed NCAA 1st Rd	--/--
2017-18	29-8	15-3	MW (1st)	1-1	2-1 • #7 seed NCAA Sweet 16	24/20
2018-19	29-5	15-3	MW (1st)	1-1	0-1 • #7 seed NCAA 1st Rd	20/23
2019-20	20-12	7-11	SEC (T-10th)	1-0 +	Canceled	--/--
2020-21	25-7	13-4	SEC (2nd)	1-1	3-1 • #3 seed NCAA Elite 8	10/6
2021-22	28-9	13-5	SEC (4th)	1-1	3-1 • #4 seed NCAA Elite 8	17/8
2022-23	22-14	8-10	SEC (T-9th)	1-1	2-1 • #8 seed NCAA Sweet 16	--/21
2023-24	14-14	5-10				
Total	219-90	100-58		10-6	15-7 (10-6 NCAA / 5-1 CBI)	

* - Tournament champion / + - SEC Tourney canceled after Rd 1 due to COVID

MUSSELMAN'S CAREER AS HEAD COACH

NOTE: Professional basketball DOES NOT count postseason toward season W-L record nor to head coach W-L record

Year	Team	League	Record	Note for the Season	Reg. Season Div./Conf. Finish	Postseason
1989-90	Rapid City	CBA	42-14	MOST WINS IN CBA	1st National Conf.	Finals (8-8) *
1991-92	Rapid City	CBA	37-19	2nd-most wins in CBA	1st National Conf.	Finals (9-7) *
1992-93	Rapid City	CBA	44-12	MOST WINS IN CBA	1st National Conf.	Conf. Finals (5-3) *
1993-94	Rapid City	CBA	37-19	MOST WINS IN CBA	1st National Conf.	Conf. Finals (5-5) *
1994-95	Rapid City	CBA	31-25	6th-most wins in CBA	5th National Conf.	Conf. 1st Rd (0-2) *
1995-96	Florida	CBA	41-15	MOST WINS IN CBA	1st National Conf.	Conf. Finals (5-3) *
1996-97	Florida	CBA	38-18	2nd-most wins in CBA	1st American Conf.	Finals (7-6) *
1995	Florida	USBL	25-2	MOST WINS IN USBL	1st Overall	Champion (1-0) *
1996	Florida	USBL	28-1	MOST WINS IN USBL	1st Southern Div.	Champion (3-0) *
2002-03	Golden State	NBA	38-44	6th Pacific Division	11th Western Conf.	--
2003-04	Golden State	NBA	37-45	T4th Pacific Division	11th Western Conf.	--
2006-07	Sacramento	NBA	33-49	5th Pacific Division	11th Western Conf.	--
2010-11	Reno	D-League	34-16	2nd-most wins in NBADL	1st Western Conf.	Semifinals (2-3) *
2011-12	Los Angeles	D-League	38-12	MOST WINS IN NBADL	1st Western Conf.	Finals (5-2) *
2015-16	Nevada	NCAA	24-14	Led NCAA in FT Made	T-4th Mountain West	CBI Champion (5-1)
2016-17	Nevada	NCAA	28-7	NCAA: 13th FTA & A-TO ratio	1st Mountain West	#12 seed - NCAA 1st Rd (0-1)
2017-18	Nevada	NCAA	29-8	NCAA: 2nd A-TO/9th FTM	1st Mountain West	#7 seed - NCAA Sweet 16 (2-1)
2018-19	Nevada	NCAA	29-5	9th in NCAA in Scoring Margin	1st Mountain West	#7 seed - NCAA 1st Rd (0-1)
2019-20	Arkansas	NCAA	20-12	Led NCAA in 3PT% Def	T-10th SEC	Canceled
2020-21	Arkansas	NCAA	25-7	NCAA: 2nd FTM/11th Scoring	2nd SEC	#3 seed - NCAA Elite 8 (3-1)
2021-22	Arkansas	NCAA	28-9	Led NCAA in FTM/FTA	4th SEC	#4 seed - NCAA Elite 8 (3-1)
2022-23	Arkansas	NCAA	22-14	NCAA: 14th BLKS/17th FTA	T-9th SEC	#8 seed - NCAA Sweet 16 (2-1)
2023-24	Arkansas	NCAA	14-14			
2010	Dominican Team		5-1	Silver Medal Centrobasket Championship		
2011	Venezuelan Team		12-9	5th FIBA Americas Championship		
2012	Venezuelan Team		7-4	Silver Medal FIBA South American Championship		

MUSSELMAN COMPOSITE COACHING RECORD

COLLEGIATE	9th Yr	Overall	Conf	Conf Tour	NCAA/CBI	ALL POST
Nevada	4 yrs	219-90	100-58	10-6	10-6 / 5-1	13-7
Arkansas	5th yr	109-56	46-40	4-3	8-3 / --	12-6
PROFESSIONAL	14 Seasons	503-291	(50-39 Postseason *)			
CBA	7 years	270-122	(39-34 Postseason*)			
Rapid City	5 years	191-89	(27-25 Postseason *)			
Florida	2 years	79-33	(12-9 Postseason *)			
USBL	2 years	53-3	(4-0 Postseason *)			
Florida	2 years	53-3	(4-0 Postseason *)			
NBA	3 years	108-138	--			
Golden State	2 years	75-89	--			
Sacramento	1 year	33-49	--			
D-League	2 years	72-28	(7-5 Postseason *)			
Reno	1 year	34-16	(2-3 Postseason *)			
Los Angeles	1 year	28-12	(5-2 Postseason *)			
INTERNATIONAL	3 Years	24-14	--			
Dominican	1 years	5-1	--			
Venezuelan	2 years	19-13	--			

* - Note, professional basketball does not include playoff results in W-L record

* - Musselman's pro record including playoffs is 553-330

MUSSELMAN STOPS BY YEAR

1988-89	General Mgr	Rapid City Thrillers	CBA
1989-90	Head Coach	Rapid City Thrillers	CBA
1990-91	Asst. Coach	Minnesota Timberwolves	NBA
1991-92	Head Coach	Rapid City Thrillers	CBA
1992-93	Head Coach	Rapid City Thrillers	CBA
1993-94	Head Coach	Rapid City Thrillers	CBA
1994-95	Head Coach	Rapid City Thrillers	CBA
Spring '95	Head Coach	Florida Sharks	USBL
1995-96	Head Coach	Florida Beachdogs	CBA
Spring '96	Head Coach	Florida Sharks	USBL
1996-97	Head Coach	Florida Beachdogs	CBA
1998-99	Asst. Coach	Orlando Magic	NBA
1999-00	Asst. Coach	Orlando Magic	NBA
2000-01	Asst. Coach	Atlanta Hawks	NBA
2001-02	Asst. Coach	Atlanta Hawks	NBA
2002-03	Head Coach	Golden State Warriors	NBA
2003-04	Head Coach	Golden State Warriors	NBA
2004-05	Asst. Coach	Memphis Grizzlies	NBA
2005-06	Asst. Coach	Memphis Grizzlies	NBA
2006-07	Head Coach	Sacramento Kings	NBA
2007-10	- DID NOT COACH FOR 3 SEASONS -		
2010-11	Head Coach	Reno Bighorns	NBADL
2011-12	Head Coach	Los Angeles Defenders	NBADL
2012-13	Asst. Coach	Arizona State Sun Devils	NCAA
2013-14	Assoc. HC	Arizona State Sun Devils	NCAA
2014-15	Assoc. HC	LSU Tigers	NCAA
2015-16	Head Coach	Nevada Wolf Pack	NCAA
2016-17	Head Coach	Nevada Wolf Pack	NCAA
2017-18	Head Coach	Nevada Wolf Pack	NCAA
2018-19	Head Coach	Nevada Wolf Pack	NCAA
2019-20	Head Coach	Arkansas Razorbacks	NCAA
2020-21	Head Coach	Arkansas Razorbacks	NCAA
2021-22	Head Coach	Arkansas Razorbacks	NCAA
2022-23	Head Coach	Arkansas Razorbacks	NCAA
2023-24	Head Coach	Arkansas Razorbacks	NCAA



MUSSELMAN AT A GLANCE

- Was named Arkansas' 13th head men's basketball coach on April 7, 2019. He has 31 years of coaching experience including eight years as a collegiate head coach and 14 as a professional head coach.
- **In his first eight years as a collegiate head coach, has won at least 20 games each season (24, 28, 29, 20, 25, 28 and 22), advanced to all seven postseasons played (including six straight NCAA tournaments) and reached four NCAA Sweet 16's**, including a Elite 8 appearances with the Hogs in both 2021 and '22.
- At Arkansas, produced four "one-and-dones," three first-round draft picks - including two lottery picks, and six NBA draft picks. Overall, had at least one player drafted in five years straight: **Cody Martin** (2nd Rd, pick 36); **Isaiah Joe** (2nd Rd, pick 49); **Moses Moody** (1st Rd, pick 14); **Jaylin Williams** (2nd Rd, pick 34); **Anthony Black** (1st Rd, pick 6); **Nick Smith Jr.** (1st Rd, pick 27) and **Jordan Walsh** (2nd Rd, pick 38). Also, free agents **Caleb Martin**, **Mason Jones** and **Stanley Umude** have made NBA rosters.
- Defeated AP #1 Auburn on Gonzaga in 2022 and #1 NCAA seed Kansas in 2023.
- Prior to entering the collegiate head coaching ranks, was a head coach for seven professional teams, including two seasons with the Golden State Warriors (2002-04) and one with the Sacramento Kings (2006-07). He won over 550 games as a professional head coach with a combined pro winning percentage of .626 (553-330).
- Played collegiately at the University of San Diego and helped the Toreros to NCAA Tournament berths in 1984 and 1987. He was recipient of the program's Bugelli Leadership Award as a senior.
- Is married to Danyelle Sargent Musselman, who has worked at ESPN, Fox Sports and the NFL Network as a broadcaster. Has two sons, Michael and Matthew, and he and Danyelle have a daughter, Mariah.
- Musselman's father Bill was also an NBA head coach and they were the first father-son combination to become head coaches in the NBA.

MUSSELMAN DID YOU KNOWS

- Named General Manager of CBA's Rapid City Thrillers at age of 22. The next year, became head coach of the Thrillers at he age of 23, the youngest coach in CBA history.
- From 1990-1997, had 26 players called up to the NBA, the highest number in the league during that span.
- Is the only person in CBA history to coach in five league All-Star Games (1990, 1992, 1993, 1994, 1997)
- The first coach in professional basketball history to win 100 games by the age of 28.
- At the age of 37, named head coach of the Golden State Warriors and was the youngest head coach ever hired by an NBA team at the time.
- He and his father, Bill, were first father-son combination to both become head coaches in NBA history.
- In 2003, was runner-up to Gregg Popovich for NBA Coach of the Year Award voting (231 points, including 26 first-place votes).
- Is the CBA's third all-time winningest coach (270-122 in seven seasons) and the most successful coach (54-3 in two seasons) in the history of the United States Basketball League.
- Led CBA in scoring (116.7 ppg) in 192-93 and was 2nd in NBA in scoring (102.4 ppg) in 2002-03.
- Only needed 130 games to win his 100th game as a collegiate head coach. He was the 27th-fastest coach in NCAA history to reach 100 wins but was the ninth-fastest since 1970.
- In his first season at Arkansas (2020), the Razorbacks led the NCAA in 3-point field goal percentage defense while Arkansas led the NCAA in both free throws made and attempted in 2022.

MUSSELMAN VS. ALL OPPONENTS

Opponent	Overall	at Nevada	at Arkansas	Last Meeting
Abilene Christian	2-0	0-0	2-0	12/20/20
Air Force	7-0	7-0	0-0	03/05/19
Akron	1-0	1-0	0-0	12/22/18
Alabama	2-4	0-0	2-4	02/25/23
Alcorn State	1-0	0-0	1-0	11/06/23
Arizona State	1-0	1-0	0-0	12/07/18
Auburn	4-3	0-0	4-3	01/06/24
Austin Peay	1-0	0-0	1-0	11/12/19
Baylor	0-2	0-0	0-2	01/28/23
Boise State	7-2	7-2	0-0	02/02/19
Bradley	2-0	1-0	1-0	12/17/22
Buffalo	1-0	1-0	0-0	11/25/16
BYU	1-0	1-0	0-0	11/06/18
Cal State Fullerton	0-1	0-1	0-0	11/28/15
California Baptist	1-0	1-0	0-0	11/19/18
Central Arkansas	2-0	0-0	2-0	12/01/21
Charlotte	1-0	0-0	1-0	12/11/21
Cincinnati	2-0	1-0	1-0	11/23/21
Coastal Carolina	1-0	1-0	0-0	11/13/15
Colgate	1-0	0-0	1-0	03/19/21
Colorado State	7-1	7-1	0-0	02/02/19
Connecticut	0-1	0-0	0-1	03/23/23
Creighton	0-1	0-0	0-1	11/22/22
Davidson	1-0	1-0	0-0	11/21/17
Drake	1-0	1-0	0-0	12/12/15
Duke	1-1	0-0	1-1	11/29/23
Eastern Washington	1-0	1-0	0-0	03/21/16
Elon	1-0	0-0	1-0	12/21/21
Florida	3-3	0-1	3-2	01/13/24
Fordham	1-0	0-0	1-0	11/11/22
Fresno Pacific	1-0	1-0	0-0	12/09/15
Fresno State	6-3	6-3	0-0	02/23/19
Furman	1-0	0-0	1-0	12/04/23
Gardner-Webb	2-0	0-0	2-0	11/10/23
Georgia	4-2	0-0	4-2	02/10/24
Georgia Tech	1-0	0-0	1-0	11/25/19
Grand Canyon	1-0	1-0	0-0	12/09/18
Gonzaga	1-0	0-0	1-0	03/24/22
Hawai'i	1-1	1-1	0-0	11/24/17
Hofstra	0-1	0-0	0-1	12/18/21
Holy Names	1-0	1-0	0-0	11/30/15
Idaho	1-0	1-0	0-0	11/10/17
Illinois	1-0	0-0	1-0	03/16/23
Illinois State	1-0	1-0	0-0	11/29/17
Indiana	1-0	0-0	1-0	12/29/19
Iona	1-1	1-1	0-0	11/26/16
Iowa State	0-1	0-1	0-0	03/16/17
Kansas	1-0	0-0	1-0	3/218/23
Kansas State	1-0	0-0	1-0	11/02/21
Kentucky	3-3	0-0	3-3	01/27/24
Lipscomb	2-0	0-0	2-0	12/16/23
Little Rock	1-0	0-0	1-0	12/04/21
Lipscomb	1-0	0-0	1-0	12/05/20
Little Rock	1-0	1-0	0-0	11/16/18
LSU	6-5	0-0	6-5	02/03/24
Louisville	1-0	0-0	1-0	11/21/22
Loyola-Chicago	1-1	1-1	0-0	11/28/18
Loyola Marymount	1-0	1-0	0-0	11/14/16
Massachusetts	1-0	1-0	0-0	11/23/18
Mercer	1-0	0-0	2-0	11/09/21
Memphis	0-1	0-0	0-1	11/23/23
Ole Miss	4-1	0-0	4-1	01/24/24
Mississippi State	2-5	0-0	2-5	02/18/24
Mississippi Valley	1-0	0-0	1-0	11/25/20
Missouri	8-3	0-0	8-3	02/24/24
Montana	2-0	1-0	1-0	11/16/19
Montana State	1-0	1-0	0-0	11/15/15
Morehead State	2-1	2-1	0-0	04/01/16
New Mexico	5-3	5-3	0-0	02/09/19
New Mexico State	1-0	0-0	1-0	03/19/22
North Carolina	0-1	0-0	0-1	11/24/23

MUSSELMAN VS. ALL OPPONENTS

Opponent	Overall	at Nevada	at Arkansas	Last Meeting
North Dakota State	1-0	0-0	1-0	11/07/22
North Texas	2-0	0-0	2-0	11/29/20
Northern Iowa	1-0	0-0	1-0	11/17/21
Northern Kentucky	1-0	0-0	1-0	11/30/19
Oakland	1-0	1-0	0-0	11/23/16
Oklahoma	1-2	0-0	1-1	12/09/22
Oklahoma State	0-1	0-0	0-1	01/30/21
Old Dominion	1-0	0-0	1-0	11/13/23
Oral Roberts	2-0	0-0	2-0	03/27/21
Oregon State	1-1	1-1	0-0	11/18/16
Pacific	4-0	4-0	0-0	11/09/18
Penn	1-0	0-0	1-0	11/28/21
Portland State	1-0	1-0	0-0	11/25/15
Radford	1-0	1-0	0-0	12/17/17
Rhode Island	1-0	1-0	0-0	11/13/17
Rice	1-0	0-0	1-0	11/05/19
Saint Mary's	0-1	0-1	0-0	11/11/16
San Diego State	4-7	3-7	1-0	11/23/22
San Francisco	0-1	0-1	0-0	12/23/17
San Jose State	6-0	6-0	1-0	12/03/22
Santa Clara	2-0	2-0	0-0	11/15/17
South Carolina	3-2	0-0	3-2	01/20/24
South Dakota	1-0	0-0	1-0	11/22/19
South Dakota State	2-0	1-0	1-0	11/16/22
Southern	1-0	0-0	1-0	12/09/20
Southern Cal	1-0	1-0	0-0	12/01/18
Southern Illinois	1-0	1-0	0-0	12/22/17
Stanford	1-0	0-0	1-0	11/22/23
Tennessee	2-5	0-0	2-5	02/14/24
Texas	1-0	1-0	0-0	03/16/18
Texas A&M	6-5	0-0	6-5	02/20/24
Texas Tech	1-0	0-0	1-0	03/21/21
TCU	1-1	0-1	1-0	01/25/20
Texas Southern	1-0	0-0	1-0	11/19/19
Texas Tech	0-1	0-1	0-0	12/05/17
Towson	1-0	1-0	0-0	12/21/16
Troy	1-0	0-0	1-0	11/28/22
Tulsa	2-0	1-0	1-0	12/14/19
UC Davis	1-0	1-0	0-0	12/19/17
UC Irvine	2-0	2-0	0-0	12/02/17
UC Santa Barbara	1-0	1-0	0-0	12/22/16
UNC Asheville	1-0	0-0	1-0	12/21/22
UNC Greensboro	1-1	0-0	1-1	11/17/23
UNC Wilmington	1-0	0-0	1-0	12/30/23
UNLV	7-2	7-2	0-0	02/27/19
UT Arlington	1-0	0-0	1-0	12/02/20
Utah	1-0	1-0	0-0	12/29/18
Utah State	7-2	7-2	0-0	03/02/19
Valparaiso	1-0	0-0	1-0	12/21/19
Vanderbilt	3-3	0-0	3-3	02/27/24
Vermont	2-0	1-0	1-0	03/17/16
Washington	1-0	1-0	0-0	12/11/16
West Virginia	1-0	0-0	1-0	01/29/22
Western Kentucky	0-1	0-0	0-1	12/07/19
Wichita State	0-1	0-1	0-0	12/22/15
Wyoming	5-1	5-1	0-0	02/16/19
Totals	219-90	110-34	109-56	

MUSSELMAN VS. CONFERENCES

American Athletic	4-1	CAA	3-1	Ohio Valley	3-1
American East	2-0	C-USA	4-1	Pac-12	6-1
ACC	4-2	Horizon League	2-0	Patriot League	1-0
Atlantic Sun	3-0	Ind./Non D-1	2-0	SEC	49-44
Atlantic 10	4-0	Ivy League	1-0	SoCon	3-1
Big East	0-2	MAAC	1-1	Southland	2-0
Big Sky	6-0	Mid-American	1-0	SWAC	4-0
Big South	5-0	MEAC	0-0	Summit League	6-0
Big Ten	2-0	Missouri Valley	8-2	Sun Belt	6-0
Big 12	7-8	Mountain West	62-21	WCC	9-2
Big West	5-2	Northeast	0-0	WAC	4-0

MUSSELMAN RECORD BREAKDOWN

OVERALL:	219-90
- AT ARKANSAS.....	109-56
Home:.....	127-20
Away:.....	52-48
Neutral:.....	39-22
CONFERENCE GAMES:	100-58
- AT ARKANSAS.....	46-40
Home:.....	62-19
Away:.....	38-39
VS RANKED TEAMS: 14-26	AS RANKED TEAM:.....82-28
- AT ARKANSAS.....12-23	- AT ARKANSAS.....44-15
Home:.....	6-8 / 6-8 at Ark
Away:.....	2-9 / 2-8 at Ark
Neutral:.....	6-9 / 4-7 at Ark

RECORD BY MONTH:

November:.....	50-8	26-4 at Arkansas
December:.....	45-13	24-6 at Arkansas
January:.....	44-27	20-21 at Arkansas
February:.....	46-21	23-15 at Arkansas
March:.....	32-20	16-9 at Arkansas
April:.....	1-0	0-0 at Arkansas

WHEN LEADING AT HALFTIME:	169-15
at Arkansas.....	86-11

WHEN TRAILING AT HALFTIME:	46-74
at Arkansas.....	21-44

WHEN TIED AT HALFTIME:	4-1
at Arkansas.....	2-1

OUT-REBOUNDING OPP:	138-21
at Arkansas.....	68-11

BEING OUT-REBOUNDED:	70-64
at Arkansas.....	37-42

REBOUNDS ARE EVEN:	11-4
at Arkansas.....	4-3

WHEN SCORING FIRST:	129-40
at Arkansas.....	63-24

WHEN OPPONENT SCORES FIRST:	90-50
at Arkansas.....	46-32

ONE-POSSESSION GAMES:	30-19
at Arkansas.....	15-11

OVERTIME GAMES:	11-6
at Arkansas.....	5-3

GAMES DECIDED BY 1-5 PTS:	48-33
at Arkansas.....	24-19

GAMES DECIDED BY 6-10 PTS:	42-25
at Arkansas.....	27-17

GAMES DECIDED BY 11-19 PTS:	67-19
at Arkansas.....	34-11

GAMES DECIDED BY 20-PLUS PTS:	52-13
at Arkansas.....	24-9

SHOOTING 50 PERCENT OR BETTER:	75-3
at Arkansas.....	37-2

SHOOTING PCT. BETTER THAN OPP:	182-14
at Arkansas.....	93-9

SHOOTING PCT. WORSE THAN OPP:	35-75
at Arkansas.....	15-47

SHOOTING PCT. SAME AS OPP:	1-1
at Arkansas.....	0-0

OUT-SCORING OPP BENCH:	111-21
at Arkansas.....	58-20

OUT-SCORED BY OPP BENCH:	99-59
at Arkansas.....	46-35

BENCH SCORING EVEN:	8-1
at Arkansas.....	4-1

MOST POINTS BY A MUSSELMAN TEAM

NOTE: MISSING SOME RESULTS FROM RAPID CITY (CBA) AND FLORIDA (USBL)

142	Arkansas	Mississippi Valley State	11/25/20	W, 142-62
138	LA D-Fenders	Erie BayHawks	02/06/12	W, 138-107
135	LA D-Fenders	Stockton Kings	11/28/11	W, 135-103
135	Sacramento	Charlotte Bobcats	02/28/07	W, 135-120
135	Golden State	Orlando Magic	11/16/02	W, 135-92
133	Golden State	at Milwaukee Bucks	03/08/03	L, 133-138 (OT)
132	LA D-Fenders	Rio Grande Valley Vipers	12/05/11	W, 132-126
128	Sacramento	Los Angeles Lakers	12/29/06	L, 128-132 (OT)
128	Golden State	Utah Jazz	04/08/03	W, 128-102
127	LA D-Fenders	Canton Charge	01/30/12	W, 127-87
127	Reno	Idaho Stampede	12/01/10	W, 127-117
126	Reno	Rio Grande Valley Vipers	004/20/11	L, 126-134

PLAYER GAME HIGHS:

MOST POINTS:

at Nevada:	45	Jordan Caroline at New Mexico 01/07/17
	40	Jordan Caroline at Colorado St 02/06/19
	37	D.J. Fenner vs UNLV 02/08/17
	34	Marqueze Coleman at Hawai'i 11/16/15
	33	Caleb Martin at Utah 12/29/18
	32	Marcus Marshall at Wyoming 01/14/17
	32	Marcus Marshall at Washington 12/11/16
	32	Tyron Criswell vs Eastern Washington 03/21/16
	30	4x
at Arkansas:	42	Khalif Battle vs Missouri 02/24/24
	41	Mason Jones vs Tulsa 12/14/19
	40	Mason Jones vs Auburn 02/04/20
	38	Mason Jones vs Miss State 02/15/20
	37	Mason Jones vs Tennessee 02/26/20
	36	Khalif Battle vs Vanderbilt 02/27/24
	36	Mason Jones vs LSU 03/04/20
	35	Tramon Mark vs Texas A&M 01/16/24
	34	Tramon Mark vs North Carolina 11/24/23
	34	Mason Jones vs South Carolina 01/29/20
	34	Isaiah Joe at Ole Miss 01/11/20
	33	Isaiah Joe vs Texas Southern 11/19/19
	32	2x LAST Keyon Menfield Jr. vs UNCW 12/30/23
	31	2x LAST Stanley Umude at Georgia 02/02/22
	30	5x LAST JD Notae vs Kentucky 02/26/22

Season Opener: 32 Mason Jones vs Rice 11/05/19
SEC Opener: 17 Isaiah Joe & Mason Jones vs TX A&M 01/04/20
SEC Game: 42, **Khalif Battle vs Missouri 02/24/20**
SEC Tourney: 28 Moses Moody vs LSU 03/13/20
NCAA Tourney: 27, Justin Smith vs Colgate 03/19/21
Bud Walton: 42, **Khalif Battle vs Missouri 02/24/20**
Road Game: 34 Isaiah Joe at Ole Miss 01/11/20
Neutral Site: 34, **Tramon Mark vs North Carolina 11/24/23**
Ranked Opp: 40 Mason Jones vs Auburn 02/04/20
Frosh: 28 (4x) Moses Moody (Bama, USC, TX A&M, LSU)
Soph: 34 Isaiah Joe at Ole Miss 01/11/20
Junior: 41 Mason Jones vs Tulsa 12/14/19
Senior+: 42, **Khalif Battle vs Missouri 02/24/20**

MOST FIELD GOALS MADE:

at Nevada:	17	Jordan Caroline at New Mexico 01/07/17
	13	Cody Martin vs Utah State 02/17/18
	12	Jordan Caroline at UNLV 02/25/17
	12	Cameron Oliver vs Eastern Washington 03/21/16
	12	D.J. Fenner v UNLV 02/08/17
at Arkansas:	14	Jimmy Whitt Jr. vs Vanderbilt 01/15/20
	13	Tramon Mark vs North Carolina 11/24/23
	12	Jalen Graham vs Florida 02/18/23
	12	Ricky Council IV vs Troy 11/28/22
	12	Stanley Umude at Georgia 02/02/22
	12	Mason Jones vs Auburn 02/04/20
	12	Mason Jones vs Tulsa 12/14/19
	12	Mason Jones vs Rice 11/05/19

MOST 3-POINTERS MADE:

at Nevada:	8	Marcus Marshall at UNLV 02/25/17
	7	6x
at Arkansas:	8	Mason Jones at Texas A&M 03/07/20
	7	Isaiah Joe at Ole Miss 01/11/20
	6	6x - LAST: Khalif Battle vs Missouri 02/24/24

MOST FREE THROWS MADE:

at Nevada:	15	Marcus Marshall vs Boise State 02/22/17
	15	Marqueze Coleman vs UNLV 01/23/16
	15	Marqueze Coleman at Hawai'i 11/16/15
	14	Jordan Caroline vs Rhode Island 11/13/17
	14	Marcus Marshall at Wyoming 01/14/17
at Arkansas:	18	Mason Jones vs Miss State 02/15/20
	17	Tramon Mark vs Texas A&M 01/16/24
	16	Moses Moody vs Alabama 02/24/21
	15	Mason Jones vs South Carolina 01/29/20
	14	Khalif Battle vs Vanderbilt 02/27/24
	14	Khalif Battle vs Missouri 02/24/24

MOST REBOUNDS:

at Nevada:	24	Cameron Oliver vs Fresno State 02/1/16
	21	Cameron Oliver at UNLV 02/20/16
	17	Cameron Oliver vs Colorado State 03/04/17
	16	6x
at Arkansas:	17	Trevon Brazile vs Stanford (11/22/23)
	17	Justin Smith vs Oral Roberts 12/20/20
	16	Jaylin Williams vs Tennessee 02/19/22
	16	Connor Vanover vs North Texas 11/28/20
	15	Jaylin Williams vs New Mexico St 03/19/22
	15	Jaylin Williams vs West Virginia 01/29/22
	15	Jimmy Whitt Jr. vs LSU 03/04/20
Season Opener:	12	Trevon Brazile vs North Dakota State 11/07/22
SEC Opener:	6	Mason Jones vs Texas A&M 01/04/20
SEC Game:	16	Jaylin Williams vs Tennessee 02/19/22
SEC Tourney:	11	Jaylin Williams vs LSU 03/11/22
NCAA Tourney:	15	Jaylin Williams vs New Mexico St 03/19/22
Bud Walton:	17	Justin Smith vs Oral Roberts 12/20/20
Road Game:	14	Makhi Mitchell at Missouri 01/31/24
Neutral Site:	17	Trevon Brazile vs Stanford 11/22/23
Ranked Opp:	16	Jaylin Williams vs #16 Tennessee 02/19/22
Frosh:	10	(6x) last Jordan Walsh at South Carolina 02/04/23
Soph:	17	Trevon Brazile vs Stanford 11/22/23
Junior:	12	Mason Jones vs South Carolina 01/29/20
Senior+:	17	Justin Smith vs Oral Roberts 12/20/20

MOST OFFENSIVE REBOUNDS:

at Nevada:	11	AJ West at Pacific 11/21/15
	8	Cameron Oliver vs Fresno State 02/1/16
at Arkansas:	11	Justin Smith vs Oral Roberts 03/27/21
	10	Justin Smith vs Oral Roberts 12/12/20
	8	Trevon Brazile vs Stanford 11/22/23
	7	Trevon Brazile vs Memphis 11/23/23
	6	Au'Diese Toney vs Cincinnati 11/23/21
	6	Justin Smith vs UT Arlington 12/02/20
	6	Reggie Chaney at Missouri 02/08/20

MOST DEFENSIVE REBOUNDS:

at Nevada:	16	Cameron Oliver vs Fresno State 02/1/16
	14	Cameron Oliver vs Colorado State 03/04/17
	14	Cameron Oliver at Wyoming 01/14/17
	13	Cameron Oliver vs Colorado State 03/11/17
	13	Cameron Oliver at Air Force 02/15/17
at Arkansas:	15	Jaylin Williams vs Tennessee 02/19/22
	15	Jaylin Williams vs West Virginia 01/29/22
	14	Makhi Mitchell vs UNCG 12/06/22
	14	Connor Vanover vs North Texas 11/28/20
	14	Jimmy Whitt Jr. vs LSU 03/04/20
	13	Jaylin Williams vs New Mexico St 03/19/22
	13	Jaylin Williams at LSU 01/15/22

MOST ASSISTS:

at Nevada:	11	Cody Martin vs BYU 11/06/18
	11	Cody Martin vs Colorado State 02/25/18
	11	Marqueze Coleman vs Holy Names 11/30/15
	10	Cody Martin vs Little Rock 11/16/18
	10	Cody Martin vs Pacific 11/09/18
	10	Marcus Marshall vs Colorado State 03/04/17
at Arkansas:	11	Jalen Tate vs UCA 12/12/12
	10	Jalen Tate vs Georgia 01/09/21
	9	Mason Jones at Ole Miss 01/11/20
	8	EIGHT TIMES
		LAST Davonte Davis vs Furman 12/04/23

Season Opener: 7 Isaiah Joe vs Rice 11/05/19
SEC Opener: 5 Jalen Harris vs Texas A&M 01/04/20
SEC Game: 10 Jalen Tate vs Georgia 01/09/21
SEC Tourney: 6 (2x) LAST Anthony Black vs Auburn 03/09/23
NCAA Tourney: 6 (2x) LAST JD Notae vs Gonzaga 03/24/22
Bud Walton: 11 Jalen Tate vs Central Arkansas 12/12/12
Road Game: 9 Mason Jones at Ole Miss 01/11/20
Neutral Site: 6 Jalen Tate vs Oral Roberts 03/27/21
Ranked Opp: 6 (3x) last El Ellis 11/29/23
Frosh: 8 (3x) Anthony Black vs Ole Miss, at TX A&M and vs UGA
Soph: 8 Davonte Davis vs Charlotte 12/07/21
Junior: 9 Mason Jones at Ole Miss 01/11/20
Senior+: 11 Jalen Tate vs Central Arkansas 12/12/12

MOST STEALS:

at Nevada:	5	Caleb Martin vs California Baptist 11/19/18
	5	Jordan Caroline at San Diego St 02/12/17
	5	Marqueze Coleman at New Mexico 12/30/15
	4	17x
at Arkansas:	8	JD Notae vs New Mexico St 03/19/22
	7	JD Notae vs Mercer 11/09/21
	7	JD Notae vs Vanderbilt 01/04/22
	6	Jaylin Williams vs Texas A&M 01/22/22
	5	10x: last Anthony Black at Kentucky 02/07/23
Season Opener:	7	JD Notae vs Mercer 11/09/21
SEC Opener:	3	Mason Jones vs Texas A&M 01/04/20
SEC Game:	7	JD Notae vs Vanderbilt 01/04/21
SEC Tourney:	4	JD Notae vs LSU 03/11/22 & Davis vs LSU 03/13/20
NCAA Tourney:	8	JD Notae vs New Mexico St 03/09/22
Bud Walton:	7	JD Notae vs Mercer 11/09/21
Road Game:	5	(2x) last JD Notae at South Carolina
Neutral Site:	8	JD Notae vs New Mexico St 03/09/22
Ranked Opp:	4	Desi Sills vs Auburn 02/04/20
Frosh:	5	(2x) Anthony Black vs Ole Miss 01/21/23 / at UK 02/07/23
Soph:	6	Jaylin Williams vs Texas A&M 01/22/22
Junior:	5	(5x) Last Davonte Davis vs Bradley 12/17/22
Senior+:	8	JD Notae vs New Mexico St 03/09/22

MOST BLOCKED SHOTS:

at Nevada:	6	Cameron Oliver vs Morehead State 04/01/16
	5	7x
at Arkansas:	7	Makhi Mitchell vs Texas A&M 01/31/23
	6	Chandler Lawson vs Duke (11/29/23)
	6	Connor Vanover vs North Texas 11/28/200
	5	SEVEN TIMES
		Last: Chandler Lawson vs Stanford 11/22/23
Season Opener:	3	Connor Vanover vs Miss Valley 11/25/20
SEC Opener:	3	Jaylin Williams at Mississippi State 12/29/21
SEC Game:	7	Makhi Mitchell vs Texas A&M 01/31/23
SEC Tourney:	4	(3x) last Makhi Mitchell & A. Black vs TX A&M 03/10/23
NCAA Tourney:	3	Moses Moody vs Oral Roberts 03/27/21
Bud Walton:	6	(2x) last Chandler Lawson vs Duke (11/29/23)
Road Game:	5	(2x) last Makhi Mitchell at Kentucky 02/07/23
Neutral Site:	5	(2x) last Chandler Lawson vs Stanford 11/22/23
Ranked Opp:	6	Chandler Lawson vs Duke (11/29/23)
Frosh:	4	Jaylin Williams vs LSU 02/27/21
Soph:	6	Connor Vanover vs North Texas 11/28/20
Junior:	3	(3x) last Tramon Mark vs Texas A&M 01/16/24 03/13/21
Senior+:	7	Makhi Mitchell vs Texas A&M 01/31/23

TEAM GAME HIGHS:

MOST POINTS:			
at Nevada:	119 vs Fresno State 12/09/15	W, 119-70	
	110 vs UMass 11/23/18	W, 110-87	
	108 vs Holy Names 11/30/15	W, 108-57	
	105 at New Mexico 01/07/17	W, 105-104 (OT)	
	104 vs UNLV 02/08/17	W, 104-77	
	103 at Wyoming 01/24/18	L, 103-104 (20T)	
	102 vs Fresno State 01/31/18	W, 102-92	
	101 at UNLV 02/28/18	W, 101-75	
	100 vs Colorado State 01/23/19	W, 100-60	
at Arkansas:	142 vs Mississippi Valley 11/25/20	W, 142-62	
	106 vs UNCW 12/30/23	W, 106-90	
	101 at South Carolina 03/02/21	W, 101-73	
	100 vs Central Arkansas 12/12/20	W, 100-75	
	99 vs San Jose State 12/03/22	W, 99-58	
	99 at Georgia 02/02/22	W, 99-73	
	99 vs Georgia 01/09/21	W, 99-69	
	99 vs LSU 03/04/20	W, 99-90	

MOST FIELD GOALS MADE:			
at Nevada:	40 vs UMass 11/23/18		
	40 vs Fresno State 12/09/15		
	40 vs Holy Names 11/30/15		
	38 vs San Jose State 01/09/19		
	38 vs UNLV 02/08/17		
at Arkansas:	48 vs Mississippi Valley 11/25/20		
	40 at Georgia 02/02/22		
	40 vs Central Arkansas 12/01/21		
	40 vs Central Arkansas 12/12/20		

MOST FIELD GOALS ATTEMPTED:			
at Nevada:	80 at UNLV 02/20/16		
	77 vs Colorado State 02/25/18		
	75 at New Mexico 01/07/17		
	74 3x last vs Wyoming 01/03/18		
at Arkansas:	86 vs Mississippi Valley 11/25/20		
	77 vs Oral Roberts 12/20/20		
	76 vs Stanford 11/22/23		
	76 at LSU 01/13/21		
	76 vs Central Arkansas 12/12/20		

BEST FIELD GOAL PERCENTAGE:			
at Nevada:	.615 (40-65) vs UMass 11/23/18		
	.597 (40-67) vs Fresno State 12/09/15		
	.597 (40-67) vs Holy Names 11/30/15		
	.593 (32-54) at Utah State 02/17/18		
	.589 (33-56) vs Fresno State 01/31/18		
at Arkansas:	.638 (37-58) vs Georgia 02/21/23		
	.627 (32-51) at Kentucky 02/07/23		
	.627 (37-59) vs San Jose State 12/03/22		
	.607 (37-61) vs Furman 12/04/23		
	.593 (35-59) vs Oklahoma 12/12/22		
	.576 (34-59) vs Florida 02/18/23		

MOST 3-POINT FIELD GOALS MADE:			
at Nevada:	17 at Pacific 11/18/17		
	15 vs Pacific 11/09/18		
	15 at Air Force 01/06/18		
	15 at Santa Clara 11/15/17		
	15 at New Mexico 01/07/17		
at Arkansas:	20 vs Mississippi Valley 11/25/20		
	15 at Georgia 02/02/22		
	15 at South Carolina 03/02/21		
	14 at Texas A&M 03/07/20		
	13 vs Gardner-Webb 11/13/21		

MOST 3-POINT FIELD GOALS ATTEMPTED:			
at Nevada:	39 vs South Dakota State 12/15/18		
	37 at Fresno State 01/12/19		
	37 vs San Jose State 02/21/18		
	34 vs San Jose State 01/09/19		
	34 at Pacific 11/18/17		
at Arkansas:	40 vs Mississippi Valley 11/25/20		
	34 vs Lipscomb 12/05/20		
	33 at South Carolina 03/02/21		
	33 vs Southern 12/09/20		
	32 at Texas A&M 03/07/20		

BEST 3-POINT FIELD GOAL PERCENTAGE:			
at Nevada:	.600 (6-10) vs Morehead State 03/30/16		
	.588 (10-17) at Fresno State 12/27/17		
	.579 (11-19) vs Southern Illinois 12/22/17		
	.550 (11/20) vs Oakland 11/23/16		
at Arkansas:	.667 (4-6) at Missouri 01/31/24		
	.667 (6-9) vs TCU 01/25/20		
	.615 (8-13) vs San Jose State 12/03/22		
	.571 (12-21) vs Georgia 01/09/21		
	.550 (11-20) vs Georgia 02/21/23		

MOST FREE THROWS MADE:			
at Nevada:	39 vs Morehead State 04/01/16		
	36 vs Rhode Island 11/13/17		
	35 vs Tulsa 11/22/18		
	31 at Wyoming 01/14/17		
at Arkansas:	36 vs LSU 03/04/20		
	31 vs Texas A&M 01/16/24		
	33 vs UNCW 12/30/23		
	29 vs Elon 12/21/21		
	28 4x LAST vs Missouri 02/24/24		

MOST FREE THROWS ATTEMPTED:			
at Nevada:	45 vs Morehead State 04/01/16		
	44 vs Rhode Island 11/13/17		
	43 at Pacific 11/21/15		
	42 vs Tulsa 11/22/18		
at Arkansas:	54 vs LSU 03/04/20		
	43 vs UNCW 12/30/23		
	43 vs Alabama 02/24/21		
	40 vs Texas A&M 01/16/24		
	40 vs South Carolina 01/29/20		

BEST FREE THROW PERCENTAGE:			
at Nevada:	.929 (13-14) vs Loyola-Chicago 03/22/18		
	.929 (13-14) at Cal State Fullerton 11/28/15		
	.900 (18-20) at Pacific 11/18/17		
at Arkansas:	1.000 (11-11) vs Duke 03/26/22		
	.944 (17-18) vs Oklahoma 12/11/21		
	.944 (17-18) at LSU 01/08/20		
	.929 (13-14) vs Mississippi State 02/02/21		
	.923 (12-13) at South Carolina 03/02/21		
	.917 (11-12) vs South Dakota 11/22/19		

MOST REBOUNDS:			
at Nevada:	61 at Pacific 11/21/15		
	60 vs Fresno Pacific 12/09/15		
	57 vs Fresno State 02/13/16		
	53 at UNLV 02/20/16		
	50 vs San Jose State 12/28/16		
at Arkansas:	58 Oral Roberts 12/20/20		
	58 vs Mississippi Valley 11/25/20		
	54 vs Lipscomb 12/05/20		
	52 vs Stanford 11/22/23		

MOST OFFENSIVE REBOUNDS:			
at Nevada:	25 at Pacific 11/21/15		
	19 vs Fresno Pacific 12/09/15		
	19 vs Fresno State 02/13/16		
	19 vs Florida 03/21/19		
at Arkansas:	24 vs Oral Roberts 12/20/20		
	21 vs Stanford 11/22/23		
	21 at Alabama 02/12/22		
	20 at Texas A&M 01/08/22		
	20 vs Mississippi Valley 11/25/20		

MOST DEFENSIVE REBOUNDS:			
at Nevada:	43 vs Fresno State 02/13/16		
	42 vs San Jose State 12/28/16		
	41 vs Fresno Pacific 12/09/15		
	40 vs Little Rock 11/16/18		
at Arkansas:	44 vs Lipscomb 12/05/20		
	39 vs Gardner-Webb 11/10/23		
	39 vs UNC 12/06/22		
	38 vs Mississippi Valley 11/25/20		
	36 vs LSU 02/27/21		
	36 vs Valparaiso 12/21/19		

MOST ASSISTS:			
at Nevada:	29 vs Holy Names 11/30/15		
	27 at Santa Clara 11/15/17		
	25 vs Illinois State 11/29/17		
	25 at New Mexico 01/07/17		
	24 vs UC Davis 12/19/17		
at Arkansas:	26 vs Georgia 02/21/23		
	26 vs Central Arkansas 12/12/20		
	26 vs Mississippi Valley 11/25/20		
	23 at Georgia 02/02/22		
	23 vs Gardner-Webb 11/13/21		
	22 vs San Jose State 12/03/22		
	22 vs Central Arkansas 12/01/21		
	22 at Vanderbilt 01/23/21		

MOST STEALS:			
at Nevada:	15 vs San Jose State 01/09/19		
	15 vs Utah State 01/02/19		
	13 at New Mexico 12/30/15		
	12 vs New Mexico 01/28/17		
at Arkansas:	16 vs Bradley 12/17/22		
	16 vs Central Arkansas 12/01/21		
	15 vs UNC Asheville 12/21/22		
	15 at Georgia Tech 11/25/19		
	14 vs South Dakota State 11/16/22		
	14 vs Texas A&M 01/22/22		
	14 vs Auburn 02/04/20		
	14 vs Rice 11/05/19		

MOST BLOCKED SHOTS:			
at Nevada:	11 at Oregon State 12/05/15		
	10 at Wyoming 01/20/16		
	10 vs Holy Names 11/30/15		
	9 vs UNLV 03/08/18		
	9 at New Mexico 01/07/17		
at Arkansas:	15 vs Gardner-Webb 11/10/23		
	13 vs Texas A&M 01/31/23		
	11 vs Texas A&M 03/10/23		
	11 vs Alabama 02/24/21		
	10 vs Furman 12/04/23		
	10 vs Duke 11/29/23		
	10 vs Elon 12/21/21		
	10 vs Texas Southern 11/19/19		

MUSS TEAMS IN THE NCAA/CONFERENCE STATS											
	2015-16	2016-17	2017-18	2018-19	2019-20	2020-21	2021-22	2022-23			
A-Turnover Ratio	232/9	13/1	2/1	15/1	140/4	103/2	110/4	208/11			
Assists/Gm	220/9	32/1	27/2	75/3	226/10	80/4	116/7	192/8			
Blocks/Gm	7/1	64/3	74/2	100/2	84/9	17/4	71/8	14/4			
FG Pct	251/9	146/5	60/3	68/4	147/6	100/4	218/10	60/2			
FG Pct Defense	28/2	120/7	140/4	42/3	169/12	70/5	58/4	94/7			
FT Attempts	2/1	13/1	16/2	16/1	8/2	5/1	1/1	17/3			
FT Made	1/1	24/2	9/2	17/1	3/1	2/1	1/1	30/4			
FT Pct	43/2	159/6	66/2	167/6	102/6	68/4	32/1	247/10			
Fouls/Gm	275/8	35/1	95/1	126/3	311/11	131/3	189/6	326/14			
Def Reb/Gm	19/1	31/2	92/6	31/2	287/12	33/2	52/3	162/5			
Off Reb/Gm	76/2	132/3	255/7	205/6	325/14	44/8	107/11	149/12			
Total Rebs/Gm	18/1	41/1	171/6	72/4	322/14	18/2	50/5	146/10			
Reb Margin	4/2	72/1	232/81	97/3	342/14	56/3	89/6	110/6			
Scoring Defense	177/5	151/6	191/6	55/1	185/9	189/8	145/9	1113/6			
Scoring Margin	117/5	39/1	27/1	9/1	70/4	24/1	53/5	77/5			
Scoring Offense	113/5	37/1	18/2	28/1	56/5	11/2	50/4	119/4			
Steals/Gm	98/3	262/8	174/6	172/4	41/1	48/4	72/8	28/3			
3 PT FG Att	176/8	37/2	29/2	51/2	115/5	26/3	105/7	340/14			
3 PT FG/Game	323/11	33/2	31/3	74/3	143/4	169/5	279/11	342/14			
3 PT FG Pct	314/11	42/1	26/2	155/6	175/5	198/7	320/11	315/12			
3 PT FG Defense	59/2	18/2	20/1	113/3	1/1	174/9	125/11	40/5			
Turnover Margin	184/5	169/7	22/2	22/1	9/1	58/2	40/4	68/4			
Turnovers Forced	154/5	506/10	191/6	127/3	29/1	52/7	42/5	56/3			
Turnovers/Gm	208/7	26/2	4/1	13/1	47/1	151/3	133/4	212/10			
W-L Pct	93/3	17/1	17/1	7/1	89/5	17/2	36/4	108/8			

MOST TURNOVERS:			
at Nevada:	21 at Texas Tech 12/05/17		
	21 vs Morehead State 03/30/16		
	20 vs Fresno Pacific 12/09/15		
	20 at San Diego State 03/11/16		
at Arkansas:	21 at Missouri 01/18/23		
	21 vs Rice 11/05/19		
	20 vs South Dakota State 11/16/22		

3 PT PCT	.667 (12-18) at Tennessee 03/05/22
	.600 (6-10) vs Mississippi State 02/11/23
	.591 (13-22) vs Oklahoma 12/11/21
	.556 (10-18) at Vanderbilt 01/14/23
	.538 (14-26) at Kentucky 02/09/21
FT MADE	34 at Missouri 02/08/20
	30 at Missouri 01/18/23
	29 at Vanderbilt 01/14/23
	28 vs Missouri 01/02/21
FT ATTEMPTS	44 at Missouri 02/08/20
	40 at Missouri 01/18/23
	39 at Texas A&M 02/20/24
	39 vs Missouri 01/02/21
	36 at Vanderbilt 01/14/23
	36 vs Alabama 01/11/23
FT PCT	1.000 (13-13) at Ole Miss 01/26/22
	1.000 (14-14) vs Florida 02/16/21
	.962 (25-26) at Ole Miss 01/11/20
	.950 (19-20) vs Texas A&M 10/12/22
	.947 (18-19) vs LSU 03/02/22
REBOUNDS	60 vs Auburn 02/08/22
	53 at LSU 01/08/20
	52 at Missouri 02/08/20
	51 vs Missouri 01/02/21
OFF REB	24 vs Texas A&M 01/31/23
	24 vs Auburn 02/08/22
	23 at LSU 01/08/20
	22 vs LSU 03/02/22
DEF REB	41 vs Missouri 01/02/21
	37 at Georgia Tech 11/25/19
	36 vs Auburn 02/08/22
	35 2x - LAST: vs Auburn 01/06/24
ASSISTS	22 vs UConn 03/23/23
	20 vs South Carolina 01/20/24
	18 at Tennessee 02/28/23
	18 vs Texas A&M 03/12/22
	18 vs Oklahoma 12/11/21
	18 at Kentucky 02/09/21
	18 at Alabama 01/16/21
STEALS	13 at Missouri 01/18/23
	12 vs Auburn 03/09/23
	12 at Mississippi State 12/29/21
	12 at Alabama 01/16/21
	11 2x - LAST at Tennessee 02/28/23
BLOCKS	9 at Texas A&M 01/08/22
	9 vs Auburn 01/20/21
	9 at Tennessee 01/06/21
	7 3x - LAST: at Auburn 01/07/23
TURNOVERS	30 vs Fordham 11/11/22
	27 vs Bradley 12/17/22
	27 vs Rice 11/05/19
	26 vs Mississippi State 02/02/21
FOULS	35 vs LSU 03/04/20
	33 vs South Carolina 01/29/20
	32 vs Alabama 02/24/21
	31 at Kentucky 02/07/23

ARK TEAM GAME LOWS (w/Muss):

FEWEST PTS	51 at Ole Miss 01/24/24
	51 vs Auburn 01/06/24
	53 vs New Mexico State 03/19/22
	56 at Texas A&M 02/15/23
	57 vs Kentucky 01/27/24
	57 at Tennessee 02/28/23
	57 at LSU 12/28/22
FEWEST FG	14 vs New Mexico State 03/19/22
	15 at Tennessee 02/11/20
	18 vs Auburn 01/06/24
	18 at Tennessee 02/28/23
	18 vs UNCG 12/06/22
	18 vs Tennessee 02/19/22
FEWEST FGA	45 vs North Texas 11/12/19
	46 vs Austin Peay 12/03/19
	48 vs Mississippi State 02/11/23
	49 at Tennessee 02/28/23
	49 at Tennessee 02/11/20
	50 5x LAST vs Oklahoma 12/09/23
LOWEST FG%	.275 (14-51) vs New Mexico State 03/19/22
	.268 (19-71) vs Missouri 01/02/21
	.305 (18-59) vs Tennessee 02/19/22
	.303 (23-76) vs Stanford 11/22/23
	.306 (15-49) at Tennessee 02/11/20
FEWEST 3PT FG	0 vs South Carolina 01/18/22
	1 vs Oral Roberts 03/27/21
	2 vs Florida 02/18/23
	2 at Alabama 01/11/23
	2 at Auburn 01/07/23
	2 vs San Diego State 11/23/22
	2 vs Fordham 11/11/22
	2 vs Mississippi State 02/02/21
FEWEST 3 FGA	6 at Missouri 01/31/24
	9 at Kentucky 02/07/23
	9 vs Oral Roberts 03/27/21
	9 vs TCU 01/25/20
	10 3x LAST at Alabama 02/25/23

LOWEST 3 PT%	.000 (0-11) vs South Carolina 01/18/22
	.111 (1-9) vs Oral Roberts 03/27/21
	.125 (2-16) at Auburn 01/07/23
	.125 (2-16) vs Fordham 11/11/22
	.118 (2-17) vs Mississippi State 02/02/21
	.136 (3-22) vs Kansas State 11/22/21
FEWEST FT	4 vs Lipscomb 12/16/23
	4 at Georgia 02/02/22
	4 at Oklahoma State 01/30/21
	5 at LSU 12/28/22
	6 at Mississippi State 01/22/20
FEWEST FTA	7 at Georgia 02/02/22
	7 at Oklahoma State 01/30/21
	8 vs Lipscomb 12/16/23
	8 at Ole Miss 01/26/22
	8 vs Central Arkansas 12/12/20
LOWEST FT%	.471 (8-17) vs Southern 12/09/20
	.500 (4-8) vs Lipscomb 12/16/23
	.500 (7-14) at Texas A&M 02/15/23
	.500 (5-10) at LSU 12/28/22
	.500 (13-26) vs Central Arkansas 12/01/21
	.529 (9-17) vs Ole Miss 01/21/23
FEWEST REBS	23 vs Missouri 02/22/20
	24 vs North Texas 11/12/19
	24 at LSU 01/08/20
	25 vs Tennessee 02/14/24
	25 vs Oklahoma 12/09/23
	25 vs Duke 03/26/22
	25 at Texas A&M 03/07/20
FEWEST OFF REB	2 vs Missouri 02/22/20
	3 vs Texas A&M 01/16/24
	3 vs New Mexico State 03/19/22
	3 at LSU 01/08/20
	3 at Georgia Tech 11/25/19
	4 3x - LAST: vs Georgia 02/21/23
FEWEST DEF REB	15 vs UConn 03/23/23
	15 at Florida 02/18/20
	16 vs Tennessee 02/14/24
	17 vs Oklahoma 12/10/22
	17 vs Duke 03/26/22
FEWEST ASSISTS	4 vs Illinois 03/16/23
	4 at Texas A&M 02/15/23
	4 vs Troy 11/28/22
	6 vs North Carolina 11/24/23
	6 vs Stanford 11/22/23
	6 at Alabama 02/25/23
	6 at Tennessee 02/11/20
FEWEST STEALS	0 vs Texas Tech 03/21/21
	1 vs Texas A&M 01/16/24
	2 vs Abilene Christian 12/21/23
	2 vs New Mexico State 03/19/22
	2 at Tennessee 01/06/21
	3 at Ole Miss 01/24/24
	3 vs Old Dominion 11/13/23
	3 at Vanderbilt 01/14/23
FEWEST BLOCKS	0 at Alabama 02/12/22
	1 vs Vanderbilt 02/27/24
	1 vs New Mexico State 03/19/22
	1 vs Texas Tech 03/21/21
	1 vs Georgia 01/09/21
	1 vs Northern Kentucky 11/30/19
	1 vs South Carolina 01/29/20
	1 vs Mississippi State 02/15/20
	1 at Florida 02/18/20
FEWEST TO	4 vs Old Dominion 11/13/23
	5 vs Missouri 02/24/24
	5 vs South Carolina 01/20/24
	5 vs New Mexico State 03/19/22
	5 vs Northern Iowa 11/17/21
	5 vs LSU 03/04/20
FOULS	6 vs Mercer 11/09/21
	10 vs Southern 12/09/20
	12 vs Old Dominion 11/13/23
	12 vs Florida 02/18/23
	12 vs Oklahoma 12/10/22
	12 vs Mississippi Valley 11/25/20

OPP GAME LOWS (w/Muss at ARK):

FEWEST PTS	40 vs LSU 01/24/23
	43 vs Missouri 01/12/22
	43 vs Rice 11/05/19
	43 at North Texas 11/12/19
	44 vs Southern 12/09/20
FEWEST FG	14 vs LSU 01/24/23
	14 vs Missouri 01/12/22
	15 vs Mississippi State 02/02/21
	15 vs Lipscomb 12/05/20
	16 vs Tennessee 02/19/22
	16 vs Rice 11/05/19
FEWEST FGA	44 vs Louisville 11/21/22
	45 vs Bradley 12/17/22
	45 vs Fordham 11/11/22
	45 vs Texas A&M 01/04/20
	46 at Florida 02/18/20

LOWEST FG%	.254 (15-59) vs Lipscomb 12/05/20
	.259 (14-54) vs LSU 01/24/23
	.271 (16-59) vs Tennessee 02/19/22
	.286 (18-63) vs Southern 12/09/20
	.286 (16-56) vs Rice 11/05/19
FEWEST 3PT FG	1 vs Texas A&M 03/10/23
	1 vs LSU 01/24/23
	1 vs Ole Miss 01/27/21
	1 vs Southern 12/09/20
	2 9x - LAST: vs UNC Asheville 12/21/22
FEWEST 3 FGA	7 vs Mississippi State 02/15/20
	9 vs Alcorn State 11/06/023
	9 vs LSU 01/24/23
	10 vs Texas A&M 03/10/23
	10 vs Duke 03/26/22
LOWEST 3 PT%	.063 (1-16) vs Ole Miss 01/27/21
	.077 (1-13) vs Southern 12/09/20
	.080 (2-25) vs Rice 11/05/19
	.100 (1-10) vs Texas A&M 03/10/23
	.111 (1-9) vs LSU 01/24/23
	.111 (2-18) vs San Diego State 11/23/22
	.118 (2-17) vs North Texas 11/12/19
FEWEST FT	3 vs Alabama 02/24/21
	3 vs Mississippi Valley 11/25/20
	4 vs Old Dominion 11/13/23
	5 vs Elon 12/21/21
	6 5x LAST vs Ole Miss 01/21/23
FEWEST FTA	3 vs Alabama 02/24/21
	5 vs Old Dominion 11/13/23
	6 vs Mississippi Valley 11/25/20
	9 vs Lipscomb 12/16/23
	9 vs Elon 12/21/21
	9 vs Oklahoma 12/10/22
LOWEST FT%	.375 (3-8) vs Alabama 02/24/21
	.462 (6-13) vs Ole Miss 01/21/23
	.467 (7-15) vs Central Arkansas 12/01/21
	.471 (8-17) vs Auburn 02/08/22
	.500 (6-12) at LSU 12/28/22
	.500 (9-18) vs UNC Asheville 12/21/22
	.500 (12-24) vs South Carolina 01/18/22
	.500 (6-12) vs LSU 02/27/21
	.500 (9-18) at Indiana 12/29/19
FEWEST REBS	19 vs Auburn 03/09/23
	21 vs Charlotte 12/01/21
	22 vs Mercer 11/09/21
	23 at Missouri 01/18/23
	23 vs Missouri 01/04/23
	25 vs Florida 02/18/23
FEWEST OFF REBS	4 vs Charlotte 12/01/21
	4 vs Mercer 11/09/21
	4 vs Mississippi State 02/15/20
	4 vs Vanderbilt 01/15/20
	5 8x - LAST: at LSU 02/03/24
FEWEST DEF REBS	13 vs Auburn 03/09/23
	14 vs Missouri 01/04/23
	15 at Missouri 01/31/24
	16 at Missouri 01/18/23
	17 vs Florida 02/18/23
	17 vs Charlotte 12/01/21
FEWEST ASSISTS	4 vs Louisville 11/21/22
	5 vs Texas A&M 01/16/24
	5 at Baylor 01/28/23
	5 vs Southern 12/09/20
	6 6x - LAST: vs Missouri 02/24/24
FEWEST STEALS	0 vs Vanderbilt 01/15/20
	1 vs South Carolina 01/20/24
	1 vs Vermont 03/19/22
	1 vs Cincinnati 11/23/21
	1 at Kentucky 02/09/21
	1 at LSU 01/08/20
FEWEST BLKS	0 vs North Carolina 11/24/23
	0 vs Stanford 11/22/23
	0 vs Gardner-Webb 11/10/23
	0 vs Fordham 11/11/22
	0 vs Hofstra 12/18/21
	0 vs Georgia 01/09/21
	0 Southern 12/09/20
	0 vs North Texas 11/12/19
	0 vs Austin Peay 12/03/19
	1 20x LAST: vs South Carolina 01/20/24
FEWEST TO	2 vs Texas A&M 01/16/24
	5 at Tennessee 01/06/21
	6 vs Vermont 03/19/22
	7 vs Lipscomb 12/05/20
	8 vs Missouri 02/24/24
	8 vs UNCW 12/30/23
	8 vs Abilene Christian 12/21/23
	8 at Baylor 01/28/23
	8 at Auburn 01/07/23
	8 vs LSU 02/27/21
FEWEST FOULS	12 at Tennessee 01/06/21
	12 vs Central Arkansas 12/12/20
	13 vs Lipscomb 12/16/23
	14 6x - LAST: at Georgia 02/02/22

RANKING SEC HOOPS COACHES

GOING INTO THE 2023-24 SEASON

1. ERIC MUSSELMAN	ARK
2. JOHN CALIPARI	KY
3. RICK BARNES	TN
4. MATE DATS	GA
5. CHRIS BEARD	MISS
6. BRUCE PEARL	AL
7. BUZZ WILLIAMS	AL
8. CHRIS JANS	MISS
9. DENNIS GATES	GA
10. JERRY STACKHOUSE	GA
11. TODD GOLDEN	MISS
12. MIKE WHITE	GA
13. MATT MCMAHON	LSU
14. LAMONT PARIS	MISS



COLLEGE BASKETBALL REPORT

MUSSELMAN MILESTONE COLLEGIATE WINS

OVERALL

1	11/13/15	vs Coastal Carolina (Honolulu, Hawaii)	73-56
100	01/24/19	Colorado State (Reno, Nev.)	100-60
200	02/07/23	at Kentucky (Lexington, Ky.)	88-73

AT ARKANSAS

1	11/05/19	Rice (Fayetteville, Ark.)	91-43
50	11/23/21	vs Cincinnati (Kansas City, Mo.)	73-67
100	11/29/23	vs #7 Duke (Fayetteville, Ark.)	80-75

MUSSELMAN PLAYERS OF NOTE

CODY MARTIN	NEVADA
• Charlotte Hornets (Free Agent) • 2019-pres.	
• 2x All-Mountain West (2018 and 2019)	
CALEB MARTIN	NEVADA
• Hornets (2019 2nd Rd / 36th pick) • Heat 2021-pres.	
• 2x First Team All-America (2018 and 2019)	
JORDAN CAROLINE	NEVADA
• 3x First Team All-Mountain West (2018 and 2019)	
CAM OLIVER	NEVADA
• Rockets (2021 Free Agent)	
• Led Australian NBL in rebounding in 2020	
JALEN HARRIS	NEVADA
• Toronto Raptors (2nd Rd / 59th pick) • 2020	
ISAIAH JOE	ARKANSAS
• 76ers (2nd Rd • 49th pick) 2020-22; Thunder 2022-pres.	
MASON JONES	ARKANSAS
• Rockets, 76ers, Lakers & Kings (2021 Free Agent)	
• 2020 All-American & 2020 SEC Player of the Year	
MOSES MOODY	ARKANSAS
• Golden State Warriors (1st Rd • 14th pick) • 2021	
• 1st "one-and-done" in Arkansas history	
• 2021 All-American & 2021 SEC Freshman of the Year	
JD NOTAE	ARKANSAS
• 2021 6th Man of the Year • Bleacher Report's National & SEC	
• 2022 All-American and consensus 1st team All-SEC	
STANLEY UMUDE	ARKANSAS
• Detroit Pistons (2023 free agent)	
JAYLIN WILLIAMS	ARKANSAS
• OKC Thunder (2nd Rd • 34th pick)	
• 1st team All-SEC / Defensive All-SEC	
ANTHONY BLACK	ARKANSAS
• Orlando Magic (1st Rd • 6th pick)	
• 2nd team All-SEC / SEC All-Freshman Team	
NICK SMITH JR.	ARKANSAS
• Charlotte Hornets (1st Rd • 27th pick)	
JORDAN WALSH	ARKANSAS
• Boston Celtics (2nd Rd • 38th pick)	
RICKY COUNCIL IV	ARKANSAS
• Philadelphia 76ers (free agent)	
• 2nd team All-SEC	

IN HIS FIRST EIGHT YEARS AS A COLLEGIATE HEAD COACH

- » Twice led the NCAA in FT Made (2016 & 2022)
- » Led the NCAA in FT Attempts (2022)
- » Led the NCAA in 3-pt FG Pct Defense (2020)
- » Ranked 1st (4x) or 2nd (3x) seven times in the league in FT Made
- » Ranked 1st (5x) or 2nd (2x) seven times in the league in FT Attempts
- » 8x - Ranked among NCAA top 25 in FT Atts AND 7x in FT Made
- » 4x - Led the league in Scoring Margin (2017, '18, '19, '21)
- » 4x - Led the league in Fewest Turnovers (2017, '18, '19, '20)
- » 3x - Led the league in Overall W-L Percentage (2017, '18, '19)
- » 3x - Led the league in Assist-To-TO Ratio (2017, '18, '19)
- » 3x - In NCAA top 20 in 3PTFG% Defense (2017, '18, '20)

OTHER TEAM HIGHLIGHTS

- » 2nd in the NCAA in Assist-To-TO Ratio (2018)
- » 2nd in the NCAA in Total Rebounds (2016)
- » 2nd in the NCAA in Free Throws Made (2021)
- » 3rd in the NCAA in Total Blocked Shots (2016)
- » 4th in the NCAA in Rebound Margin (2016)
- » 4th in the NCAA in Fewest TO Per Gm (2018)

PLAYER HIGHLIGHTS

- » 10 Players in the NBA in 8 yrs as college coach
- » 4x - Players led his league in 3-PT FG Made
- » 3x - Player led his league in points scored
- » 4 All-Americans (Caleb Martin 2x, Mason Jones, Moses Moody, JD Notae)
- » 21 All-Conference Honors
- » 7 All-Defensive Team Honors
- » 3 Conference Newcomers of the Year
- » 3 Conference 6th Man Award
- » 2 Conference Players of the Year
- » 2 Conference Freshman of the Year
- » 1 Conference Defensive Player of the Year

MUSSELMAN RECORD • POINTS SCORED

Scoring Below 50 Points:	0-0
- At Arkansas	0-0
Home:.....	0-0 at Arkansas
Away:.....	0-0 at Arkansas
Neutral:.....	0-0 at Arkansas
Scoring 50-59 Points:	1-16
- At Arkansas:.....	1-8
Home:.....	0-3
Away:.....	0-11
Neutral:.....	1-2
Scoring 60-69 Points:	25-30
- At Arkansas	18-19
Home:.....	14-8
Away:.....	6-14
Neutral:.....	5-8
Scoring 70-79 Points:	78-30
- At Arkansas	40-19
Home:.....	43-7
Away:.....	16-15
Neutral:.....	19-8
Scoring 80-89 Points:	72-9
- At Arkansas	30-7
Home:.....	44-1
Away:.....	17-5
Neutral:.....	11-3
Scoring 90-99 Points:	30-1
- At Arkansas	15-0
Home:.....	19-0
Away:.....	10-1
Neutral:.....	1-0
Scoring 100 or More Points:	12-1
- At Arkansas	4-0
Home:.....	8-0
Away:.....	3-1
Neutral:.....	1-0

BEST WINNING PERCENTAGE

active NCAA Division I head coaches
(min 5 yrs • Division I wins - Thru Feb. 25)

1	Mark Few, Gonzaga	710-141	.834	25 yrs
2	Bill Self, Kansas	793-244	.765	31 yrs
3	Brian Dutcher, San Diego St.	173-54	.762	7 yrs
4	John Calipari, Kentucky	810-259	.758	32 yrs
5	Chris Jans, Mississippi State	183-66	.735	8 yrs
6	Darian DeVries, Drake	146-54	.730	6 yrs
7	Tony Bennett, Virginia	431-166	.722	18 yrs
8	Thad Matta, Butler	469-185	.717	19 yrs
9	Bruce Pearl, Auburn	656-263	.714	29 yrs
10	Randy Bennett, Saint Mary's	530-214	.712	23 yrs
11	ERIC MUSSELMAN, ARKANSAS	219-90	.709	9 yrs
12	Tom Izzo, Michigan State	704-291	.708	29 yrs
13	Rick Pitino, St. John's	728-302	.707	36 yrs



MUSSELMAN RECORD • POINTS ALLOWED

Opponent Scores Below 50 Points:	12-0
- At Arkansas	10-0
Home:.....	10-0
Away:.....	1-0
Neutral:.....	1-0
Opponent Scores 50-59 Points:	40-1
- At Arkansas	22-0
Home:.....	28-1
Away:.....	9-0
Neutral:.....	3-0
Opponent Scores 60-69 Points:	78-12
- At Arkansas	34-6
Home:.....	47-1
Away:.....	13-6
Neutral:.....	18-5
Opponent Scores 70-79 Points:	66-32
- At Arkansas	34-22
Home:.....	35-9
Away:.....	18-18
Neutral:.....	13-5
Opponent Scores 80-89 Points:	20-29
- At Arkansas	7-19
Home:.....	8-7
Away:.....	9-14
Neutral:.....	3-8
Opponent Scores 90-99 Points:	3-11
- At Arkansas	2-8
Home:.....	3-3
Away:.....	0-6
Neutral:.....	0-2
Opponent Scores 100 or More Points:	1-2
- At Arkansas	0-0
Home:.....	0-0
Away:.....	1-2
Neutral:.....	0-0

KHALIF BATTLE

G • 6-5 • 185 • Grad. Sr. (2) // Hillside, N.J. (Trenton Catholic / Temple) **Full Bio/Stats** Pronounced: **KAY-lif**

Including 2023-24, has TWO years of collegiate eligibility ... Graduated from Temple (Summer '23) - Adult & Organizational Development ... Pursuing a second undergraduate degree from Arkansas in Food, Health & Nutrition ... Born on June 24, 2000, in Hillside, N.J. ... Son of Gary & Daniella Battle ... Brother: Tyus played at Syracuse. Sister: Gigi

In 2022-23, Battle averaged a team-best 17.9 points in 27 games, including 13 games with 20-plus points, and ranked 10th in the NCAA in free throw percentage.

IN THE RANKINGS	No.	SEC
FT Made	127	3rd
FT Att	151	6th
FT%	.841	8th

LAST TWO	FG	3PT	FT	PTS	REB
• MIZZOU:	11-15	6-10	14-14	42	6
• VANDY:	9-17	4-10	14-17	36	6
• TOTALS:	18-32	10-20	28-31	78 *	12
PCT/AVG:	56.3%	50.0%	90.3%	39.0	6.0

* 78 pts is 2nd-best, 2-game total in UA history - Record is 82

CAREER DOUBLE-DOUBLES (3)

SOPHOMORE (at Temple)	(3)
01/26/21 • TULSA	22 pts 11 reb
02/21/21 • SOUTH FLORIDA	32 pts 10 reb
03/11/21 • vs South Florida	18 pts 10 reb

- **NAMED THE SEC PLAYER OF THE WEEK (FEB. 26)** ... Helped the Razorbacks go 2-0 thanks. Battle had a career-high 42-point performance versus Missouri and scored 15 points in the win at Texas A&M. For the week, Battle averaged 28.5 points, 5.0 rebounds and was 23-of-24 from the free throw line.
- **Has led the team in scoring 9x**
- **In eight starts, scored double-figures 6x, including four straight games (18 at MSU, 15 at A&M, career-high 42 vs MIZ, 36 vs Vandy // 27.75 ppg)**

2023-24 HIGHLIGHTS

- **ALCORN:** Led the team in scoring with 21 points (5-of-9 FG • 3-of-6 3PT • 8-of-9 FT) and tied for the team lead at +23.
- **GWU:** Once again, led the team in scoring with 21 points (5-of-9 FG • 3-of-4 3PT • 8-of-10 FT).
- **MEMPHIS:** Led the team with 21 points, making 3-of-4 3-pointers and going 8-of-11 at the line.
- **DUKE:** Led the team with 21 points ... Added five rebounds and five assists ... Scored 15 of his 21 in the second half including 13 during a 16-3 run.
- **FURMAN:** Reached 1,000 career points, making his first shot attempt – a 3-pointer at 16:07 in the first half ... For the second-straight game, led the team in scoring with a season-high 25 points, making season highs in FG (7) and 3's (4) ... Scored 20 in the second half (5-of-8 FG; 3-of-5 3PT; 7-of-8 FT).
- **OKLAHOMA:** Led the team with 13 points, going 8-of-8 from the free throw line.
- **ACU:** Scored 18 points ... Had 14 second-half points, making 3-of-4 from deep, as Arkansas erased a seven-point halftime deficit ... Was +17 for the game.
- **@ OLE MISS:** Led the team with 11 points and tied for the team lead with four rebounds ... Added two assists.
- **KENTUCKY:** Scored 11 points, making a pair of 3-pointers, with two assists, a steal and a blocked shot.
- **@ MIZZOU:** Hit two of the Hogs' four 3's and added two assists and two steals.
- **@ MISS STATE:** Scored an SEC best 18 points, going 7-of-13 from the field and 4-of-6 at the line ... The 7 field goals made and 13 attempts not only were SEC bests, but tied his overall season bests as well ... Played 34:09.
- **SEC PLAYER OF THE WEEK:** averaged 28.5 points, 5.0 rebounds and was 23-of-24 from the free throw line ... **@ TEXAS A&M:** Was just 3-of-15 from the field but scored 15 points, going 9-of-10 at the line ... The 9 makes were a then season-high and the 10 attempts were a then SEC best ... Added two steals, tying a season high, and played a season-high 35:12 minutes ... Scored 10 of his 15 points in the first half ... Went 5-of-6 at the line inside the final 1:15 to secure the win ... **MIZZOU:** Scored a career-high 42 points (the most by an SEC player this season, 2nd-most by a Hog in an SEC game and seventh-most by a Razorback all time ... Was 14-of-14 at the free throw line, the best effort in a league game ever by a Razorback and 1-of-5 Hogs to go at least 14-of-14 at the line in a game all time ... Set career highs with 11 field goals made, 14 free throws made and 14 free throws attempted while tying a career-high with six 3-pointers made and his six rebounds tied his season high ... In the first half, scored a team-best nine points in a 14-7 run to put the Hogs up five ... In the second half, scored 19 in a 24-10 run to put the Hogs up 11. In the run, he had back-to-back 3's to turn a 1-point Arkansas lead into a 7-point lead and capped the run with a 4-point play.
- **VANDY:** Led the team in points (36), rebounds (6), assists (3) and steals (3) ... Went 9-of-17 from the field and 4-of-10 from 3-point ... For the second-straight game hit a career-high 14 free throws (on career-high 17 attempts) and tied his season high with six rebounds ... Added a season-high three steals and tied an SEC high with three assists ... Played all 20 minutes of the second half, scoring 21 points (6-10 FG, 4-7 3PT, 5-5 FT) with all three of his assists ... After going down 16 with 5:54 left, Battle scored 11 in a 27-13 run to trim the deficit to one.

KHALIF BATTLE 2023-24 GAME STATS

Opponent	Date	GS	Min	FG	FGA	Pct	3FG	3A	Pct	FT	FTA	Pct	O	D	Tot	Avg	PF	FO	A	TO	Blk	Stl	Pts	Avg
ALCORN	11/06/23	19	5	9	556	.333	3	6	.500	8	9	.889	1	2	3	3.0	3	0	2	3	0	0	21	21.0
GARDNER-WEBB	11/10/23	25	5	9	556	.333	3	4	.750	8	10	.800	0	4	4	3.5	1	0	1	0	0	0	21	21.0
OLD DOMINION	11/13/23	20	3	6	500	.667	2	3	.667	5	6	.833	0	2	2	3.0	2	0	1	1	0	0	13	18.3
UNC GREENSBORO	11/17/23	34	2	10	200	.167	1	6	.167	6	8	.750	0	6	6	3.8	3	0	2	2	0	0	11	16.5
vs Stanford	11/22/23	31	2	11	182	.250	1	4	.250	4	4	1.000	0	1	1	3.2	5	1	0	1	0	1	9	15.0
vs Memphis	11/23/23	30	5	8	625	.333	3	4	.750	8	11	.727	0	2	2	3.0	5	1	0	4	0	1	21	16.0
vs North Carolina	11/24/23	18	3	7	429	.300	3	3	1.000	3	3	1.000	0	4	4	3.1	4	0	1	1	0	0	9	15.0
DUKE	11/29/23	31	5	13	385	.375	3	8	.375	8	11	.727	0	5	5	3.4	4	0	5	2	0	0	21	15.8
FURMAN	12/04/23	24	7	11	636	.477	4	7	.571	7	8	.875	0	1	1	3.1	3	0	1	0	0	1	25	16.8
vs Oklahoma	12/09/23	28	2	10	200	.200	1	4	.250	8	8	1.000	0	2	2	3.0	1	0	1	2	0	1	13	16.4
vs Lipscomb	12/16/23	11	1	5	200	.200	0	2	.000	0	0	.000	0	2	2	2.9	2	0	1	0	0	0	2	15.1
ABILENE CHRISTIAN	12/21/23	27	5	8	625	.333	3	4	.750	5	6	.833	0	4	4	3.0	3	0	0	3	0	1	18	15.3
UNCW	12/30/23	7	0	5	000	.000	0	2	.000	2	2	1.000	0	1	1	2.8	0	0	1	0	0	1	2	14.3
AUBURN	01/06/24	17	1	4	250	.200	1	1	.000	2	4	.500	0	2	2	2.8	1	0	1	1	0	4	13.6	
at Georgia	01/10/24	24	1	8	125	.125	1	4	.250	0	0	.000	0	1	1	2.7	3	0	3	1	0	1	3	12.9
at Florida	01/13/24	2	0	2	000	.000	0	1	.000	0	0	.000	0	1	1	2.6	1	0	0	0	0	0	0	12.1
TEXAS A&M	01/16/24	DNP																						
SOUTH CAROLINA	01/20/24	5	1	3	333	.333	1	2	.500	0	0	.000	0	0	0	2.4	0	0	0	0	0	0	3	11.5
at Ole Miss	01/24/24	* 27	2	9	222	.222	1	5	.200	6	7	.857	1	3	4	2.5	1	0	2	1	1	0	11	11.5
KENTUCKY	01/27/24	* 34	3	10	300	.300	2	6	.333	3	4	.750	1	4	5	2.6	2	0	2	1	1	1	11	11.5
at Missouri	01/31/24	* 15	2	6	333	.333	2	2	1.000	0	0	.000	0	3	3	2.7	3	0	2	1	0	2	6	11.2
at LSU	02/03/24	* 9	0	3	000	.000	0	2	.000	0	0	.000	0	1	1	2.6	0	0	0	0	0	1	0	10.7
GEORGIA	02/10/24	3	0	1	000	.000	0	1	.000	0	0	.000	0	0	0	2.5	1	0	0	0	0	0	0	10.2
TENNESSEE	02/14/24	15	2	5	400	.400	1	3	.333	3	3	1.000	0	1	1	2.4	2	0	1	0	0	2	8	10.1
at Mississippi St.	02/17/24	* 34	7	13	538	.462	0	4	.000	4	6	.667	0	2	2	2.4	5	1	2	0	0	0	18	10.4
at Texas A&M	02/20/24	* 35	3	15	200	.200	0	3	.000	9	10	.900	1	3	4	2.4	4	0	2	1	0	2	15	10.6
MISSOURI	02/24/24	* 38	11	15	733	.600	6	10	.600	14	14	1.000	0	6	6	2.6	0	0	1	0	0	1	42	11.8
VANDERBILT	02/27/24	* 39	9	17	529	.470	4	10	.400	14	17	.824	1	5	6	2.7	3	0	3	6	0	3	36	12.7
Totals		8	602	87	223	.390	42	111	.378	127	151	.841	5	68	73	2.7	62	3	33	32	3	19	343	12.7



BATTLE'S PERSONAL BESTS

POINTS	PTS	REB
Season: 42	vs Missouri (02/24/24)	
Career: 42	vs Missouri (02/24/24)	
SEC: 42	vs Missouri (02/24/24)	
FG MADE	PTS	REB
Season: 11	vs Missouri (02/24/24)	
Career: 11	vs Missouri (02/24/24)	
SEC: 1	vs Missouri (02/24/24)	
FG ATTEMPTED	PTS	REB
Season: 15 (2x)	LAST vs Missouri (02/24/24)	
Career: 22	vs South Florida (02/21/21)	
SEC: 15 (2x)	LAST vs Missouri (02/24/24)	
3-POINT FG MADE	PTS	REB
Season: 6	vs Missouri (02/24/24)	
Career: 6 (2x)	LAST vs Missouri (02/24/24)	
SEC: 6	vs Missouri (02/24/24)	
3-PT FG ATTEMPTS	PTS	REB
Season: 10 (2x)	LAST vs Vanderbilt (02/27/24)	
Career: 14	at Tulsa (01/10/23)	
SEC: 10 (2x)	LAST vs Vanderbilt (02/27/24)	
FT MADE	PTS	REB
Season: 14 (2x)	LAST vs Vanderbilt (02/27/24)	
Career: 14 (2x)	LAST vs Vanderbilt (02/27/24)	
SEC: 14 (2x)	LAST vs Vanderbilt (02/27/24)	
FT ATTEMPTED	PTS	REB
Season: 17	vs Vanderbilt (02/27/24)	
Career: 17	vs Vanderbilt (02/27/24)	
SEC: 17	vs Vanderbilt (02/27/24)	
REBOUNDS	PTS	REB
Season: 6 (3x)	LAST vs Vanderbilt (02/27/24)	
Career: 11	vs Tulsa (01/26/21)	
SEC: 6 (2x)	LAST vs Vanderbilt (02/27/24)	
ASSISTS	PTS	REB
Season: 5	vs Duke (11/29/23)	
Career: 6	vs UMES (12/20/22)	
SEC: 3 (2x)	LAST vs Vanderbilt (02/27/24)	
STEALS	PTS	REB
Season: 3	vs Vanderbilt (02/27/24)	
Career: 4 (2x)	LAST vs UMES (12/20/22)	
SEC: 3	vs Vanderbilt (02/27/24)	
BLOCKED SHOTS	PTS	REB
Season: 1 (3x)	LAST at Ole Miss (01/24/24)	
Career: 2	vs South Florida (03/11/21)	
SEC: 1 (3x)	LAST vs Kentucky (01/27/24)	
MINUTES	PTS	REB
Season: 38:49	vs Vanderbilt (02/27/24)	
Career: 40:00 (3x)	LAST vs Ole Miss (12/17/22)	
SEC: 38:49	vs Vanderbilt (02/27/24)	

KHALIF BATTLE CAREER STATISTICS

Year	GP	GS	Min	Avg	FG	FGA	Pct	3FG	3FGA	Pct	FT	FTA	Pct	Off	Def	Tot	Avg	PF	FO	Ast	TO	Blk	Stl	Pts	Avg
2019-20 (Butler)	24	0	262	10.9	25	75	.333	13	43	.302	9	14	.643	0	25	25	1.0	32	0	13	18	0	10	72	3.0
2020-21 (Temple)	11	4	346	31.5	51	146	.349	23	73	.315	40	50	.800	8	62	70	6.4	34	0	26	30	2	4	165	15.0
2021-22 (Temple) *	7	7	223	31.9	50	93	.538	21	43	.488	29	36	.806	3	24	27	3.9	16	0	7	15	0	3	150	21.4
2022-23 (Temple)	27	8	869	32.2	155	378	.410	77	220	.350	97	108	.898	8	88	96	3.6	53	0	49	62	3	26	484	17.9
2023-24 (ARK)	27	8	602	22.3	87	223	.390	42	111	.378	127	151	.841	5	68	73	2.7	62	3	33	32	3	19	343	12.7
TOTAL	96	27	2302	24.0	368	915	.402	176	490	.359	302	359	.841	24	267	291	3.0	197	3	128	187	8	62	1214	12.61

* - Received a medical redshirt

1 KEYON MENIFIELD

@TheChOsenOne
@keyonmenifield1

FULL BIO/STATS

G • 6-1 • 150 • So. (3) || Flint, Mich. (PHoenix (Arz.) Prep / Washington) **Pronounced: Men-EE-Field**

Is a walkon for the 2023-24 season ... Has THREE years of collegiate eligibility remaining including this year ... Major: Communications ... Born on Feb. 23, 2003, in Beecher, Mich. ... Son of Keyon Menifield Sr. and Shamere Lundy • Brother: Keyonta. Sisters: Diondra and Serenity

- Played one season at Washington and was named the PAC-12 All-Freshman team ... His 1.87 assist-turnover ratio led all Pac-12 freshmen
- Missed the first 10 games ... Granted a waiver by the NCAA and became eligible to play starting the Dec. 16 game versus Lipscomb.

SEC PLAYER OF THE WEEK (Jan. 1) - scored a career-high 32 points in the win over UNCW.

2023-24 HIGHLIGHTS

- **LIPSCOMB:** Made his debut in a Razorback uniform at 11:46 in the first half ... Scored his first basket on an offensive put-back at 4:06 ... Added three rebounds and two assists with zero turnovers.
- **ACU:** Had 11 points and six rebounds ... Played all 20 minutes of the second half when he scored 11 points and had five rebounds to help Arkansas erase a seven-point halftime deficit ... Led the team with a +21 for the game.
- **UNCW:** Scored a **career-high 32 points** with five assists and four rebounds to be named **SEC PLAYER OF THE WEEK** ... Was 8-of-14 from the field (3-of-7 3PT) and with **career-high in free throws made and attempts (13-of-17)** ... 1 of 2 Razorbacks to have a plus/minus in double-digits at +17 in the 6-point win ... Scored 17 first-half points (5-of-7 FG • 2-of-3 3PT • 5-of-8 FT)..
- **AUBURN:** For the second straight game, led the team in scoring with 14 points while **tying a career-high with four 3's made** ... Added a team-high four assists.
- **TEXAS A&M:** Had two steals and a **tied his career high with two blocked shots.**
- **@ MIZZOU:** Scored 16 points, going 6-of-6 at the line, with three assists.
- **GEORGIA:** Tied for the team lead with 15 points and added four rebounds ... Scored 11 of his 15 in the second half ... Also tied for team lead with a +8 .



MENIFIELD'S PERSONAL BESTS

POINTS	
Season: 32	vs UNC Wilmington (12/30/23)
Career: 32	vs UNC Wilmington (12/30/23)
SEC: 16	at Missouri (01/31/24)
FG MADE	
Season: 8	vs UNC Wilmington (12/30/23)
Career: 11	vs Oregon (02/15/23)
SEC: 5	vs Auburn (01/06/24)
FG ATTEMPTED	
Season: 15	vs Auburn (01/06/24)
Career: 21	vs North Florida (11/11/22)
SEC: 15	vs Auburn (01/06/24)
3-POINT FG MADE	
Season: 4	vs Auburn (01/06/24)
Career: 4 (3x)	LAST vs Auburn (01/06/24)
SEC: 4	vs Auburn (01/06/24)
3-PT FG ATTEMPTS	
Season: 9	vs Auburn (01/06/24)
Career: 9	vs Auburn (01/06/24)
SEC: 9	vs Auburn (01/06/24)
FT MADE	
Season: 13	vs UNC Wilmington (12/30/23)
Career: 13	vs UNC Wilmington (12/30/23)
SEC: 6	at Missouri (01/31/24)
FT ATTEMPTED	
Season: 17	vs UNC Wilmington (12/30/23)
Career: 17	vs UNC Wilmington (12/30/23)
SEC: 6	at Missouri (01/31/24)
REBOUNDS	
Season: 6	vs Abilene Christian (12/21/23)
Career: 8	vs Oregon State (02/18/23)
SEC: 4 (2x)	LAST vs Tennessee (02/14/24)
ASSISTS	
Season: 5	vs UNC Wilmington (12/30/23)
Career: 8	at Arizona State (01/08/23)
SEC: 4	vs Auburn (01/06/24)
STEALS	
Season: 1 (3x)	LAST vs Texas A&M (01/16/24)
Career: 4	vs Stanford (01/12/23)
SEC: 1 (3x)	LAST vs Georgia (02/10/24)
BLOCKED SHOTS	
Season: 2	vs Texas A&M 01/16/24
Career: 2 (2x)	LAST vs Texas A&M (01/16/24)
SEC: 2	vs Texas A&M 01/16/24
MINUTES	
Season: 35:05	vs UNC Wilmington (12/30/23)
Career: 42:49	vs Oregon (02/15/23)
SEC: 31:17	vs Auburn (01/06/24)

KEYON MENIFIELD JR. 2023-24 GAME STATS

Opponent	Date	GS	Min	FG	FGA	Pct	3FG	3A	Pct	FT	FTA	Pct	O	D	Tot	Avg	PF	FO	A	TO	Blk	Stl	Pts	Avg
ALCORN	11/06/23	--	--																					
GARDNER-WEBB	11/10/23	--	--																					
OLD DOMINION	11/13/23	--	--																					
UNC GREENSBORO	11/17/23	--	--																					
vs Stanford	11/22/23	--	--																					
vs Memphis	11/23/23	--	--																					
vs North Carolina	11/24/23	--	--																					
DUKE	11/29/23	--	--																					
FURMAN	12/04/23	--	--																					
vs Oklahoma	12/09/23	--	--																					
vs Lipscomb	12/16/23	19	1	3	.333	0	1	.000	0	0	.000	1	2	3	3.0	3	0	2	0	0	0	0	2	2.0
ABILENE CHRISTIAN	12/21/23	28	4	8	.500	0	3	.000	3	4	.750	1	5	6	4.5	1	0	2	4	0	0	0	11	6.5
UNCW	12/30/23	*	35	8	14	.571	3	7	.429	13	17	.765	1	3	4	4.3	0	0	5	3	0	0	32	15.0
AUBURN	01/06/24	*	32	5	15	.333	4	9	.444	0	3	.000	0	3	3	4.0	0	0	4	2	0	1	14	14.8
at Georgia	01/10/24	*	15	0	5	.000	0	2	.000	0	0	.000	0	0	0	3.2	1	0	1	1	0	1	0	11.8
at Florida	01/13/24		3	0	1	.000	0	0	.000	0	0	.000	0	0	0	2.7	0	0	0	0	0	0	0	9.8
TEXAS A&M	01/16/24		12	1	4	.250	1	2	.500	0	0	.000	0	1	1	2.4	4	0	2	0	2	1	3	8.9
SOUTH CAROLINA	01/20/24		2	1	2	.500	0	1	.000	0	0	.000	0	0	0	2.1	0	0	0	0	0	0	2	8.0
at Ole Miss	01/24/24	*	24	3	10	.300	1	3	.333	0	0	.000	0	1	1	2.0	1	0	1	1	0	1	7	7.9
KENTUCKY	01/27/24	DNP																						
at Missouri	01/31/24	32	4	11	.364	2	3	.667	6	6	1.000	0	2	2	2.0	0	0	3	1	0	0	16	8.7	
at LSU	02/03/24	21	1	5	.200	0	2	.000	2	3	.667	0	1	1	1.9	1	0	1	2	0	0	4	8.3	
GEORGIA	02/10/24	30	6	11	.545	1	5	.200	2	2	1.000	1	3	4	2.1	3	0	1	5	1	1	15	8.8	
TENNESSEE	02/14/24	14	2	7	.286	1	3	.333	0	0	.000	0	4	4	2.2	3	0	0	2	1	0	5	8.5	
at Mississippi St.	02/17/24	4	0	0	.000	0	0	.000	0	0	.000	0	0	0	2.1	0	0	0	0	0	0	0	7.9	
at Texas A&M	02/20/24	DNP-Inj																						
MISSOURI	02/24/24	DNP-Inj																						
VANDERBILT	02/27/24	DNP																						
Totals		4	271	36	96	.375	13	41	.317	26	35	.743	4	25	29	2.1	17	0	22	21	4	5	111	7.9

KEYON MENIFIELD CAREER STATISTICS

Year	GP	GS	Min	Avg	FG	FGA	Pct	3FG	3FGA	Pct	FT	FTA	Pct	Off	Def	Tot	Avg	PF	FO	Ast	TO	Blk	Stl	Pts	Avg
2022-23 (WASH)	32	21	918	28.7	121	295	.410	35	106	.330	44	63	.698	23	69	92	2.9	40	0	99	53	7	36	321	10.0
2023-24 (ARK)	14	4	271	19.4	36	96	.375	13	41	.317	26	35	.743	4	25	29	2.1	17	0	22	21	4	5	111	7.9
TOTAL	46	25	1189	25.8	157	391	.402	48	147	.327	70	98	.714	27	94	121	2.6	57	0	121	74	11	41	432	9.4

2 TREVON BRAZILE

@trevonbrazile2
@thetrevonbrazile

FULL BIO/STATS

F • 6-10 • 220 • R-So. (3) // Springfield, Mo. (Kickapoo HS / Missouri)

Pronounced: Trev-In "Brazil"

Including 2023-24, has THREE years of collegiate eligibility ... Major: Communications ... Born on Jan. 7, 2003, in Springfield, Mo. ... The son of Phillip Brazile and Melissa Baldwin ... Siblings: Phillip Brazile II; Brittany Brazile; Reece Winn; Tamia Brazile; Mariah Fuller; Prince Fuller

- 1 of 50 on the Jersey Mike's Naismith Player of the Year Trophy Preseason Watch List
- 1 of 20 on the Karl Malone Power Forward of the Year Preseason Watch List
- 2023-24 First Team Preseason All-SEC by media and coaches
- SEC PLAYER OF THE WEEK (Dec. 4) for his performance vs Duke.
- Only played nine games in 2022-23 before suffering a season-ending knee injury

IN THE RANKINGS	No.	SEC
Blocks/gm	1.19	10th
Double-Doubles	3	11th
Blocked Shots	25	15th (Missed 8 gms)
Rebounds/gm	6.2	12th

- Has made 59 baskets this year ... 41 of the 59 have come by either dunks (22) or 3-pointers (19).
- Despite missing 8-plus games, Has led the Hogs in rebounding a team-best 11x

2023-24 HIGHLIGHTS

- **GWU:** Had 5 blocked shots, led the team in rebounds (7) and scored 10 points (4-of-4 FG, 1-of-1 3PT).
- **ODU:** Blocked four shots and scored 11 points - 10 in the second half as he hit 2-of-4 from deep
- **STANFORD:** Had a **career-high 17 rebounds** (career-high eight offensive) and recorded his **third career double-double**, adding a season-high 14 points ... Made a 3-pointer to start second OT ... Was 6-of-6 at the free throw line ... Played a **career-high 45:52**.
- **MEMPHIS:** For the second consecutive game, **recorded a double-double** with 13 points and 10 rebounds (seven offensive).
- **DUKE:** For the third time in four games, **had a double-double** with 19 points and 11 rebounds ... Was 6-of-9 FG, making a **career-high four 3-pointers** ... All 11 rebounds were on the defensive end ... Added two blocked shots ... Hit a key 3-pointer with 2:16 left to put the Hogs up 12 ... Was later named **SEC Player of the Week**.
- **UNCW:** Just missed a double-double with 12 points and eight rebounds.
- **AUBURN:** Had 11 points (with three dunks) and led the team with seven rebounds and three blocked shots.
- **TEXAS A&M:** Tied career highs in both **free throws made (6) and attempts (8)**.
- **@ OLE MISS:** Only played the first half (12:04) but still tied for the team lead with four rebounds for the game.
- **VANDY:** In his first full game back (8 game absence), led the team with six rebounds in just 16:40 played ... Had a blocked shot and a 3-pointer

CAREER DOUBLE-DOUBLES (5)

SOPHOMORE (at ARK)	(2)
11/07/22 • NORTH DAKOTA STATE	21 pts 12 reb
11/16/22 • SOUTH DAKOTA STATE	13 pts 10 reb
R-SOPHOMORE (at ARK)	(3)
11/22/23 • vs Stanford	# 14 pts 17 reb
11/23/23 • vs Memphis	# 13 pts 10 reb
11/29/23 • DUKE	19 pts 11 reb

- back-to-back games



BRAZILE'S PERSONAL BESTS

POINTS	
Season: 19	vs Duke (11/29/23)
Career: 23	vs San Jose State (12/03/22)
SEC: 11 (2x)	LAST vs Auburn (01/06/24)
FG MADE	
Season: 6	vs Duke (11/29/23)
Career: 8	vs San Jose State (12/03/22)
SEC: 5 (x)	LAST vs Auburn (01/06/24)
FG ATTEMPTED	
Season: 12	vs Stanford (11/22/23)
Career: 14 (2x)	LAST vs San Diego St (11/23/22)
SEC: 9 (2x)	LAST vs Auburn (01/06/24)
3-POINT FG MADE	
Season: 4	vs Duke (11/29/23)
Career: 4	vs Duke (11/29/23)
SEC: 1 (9x)	LAST vs Vanderbilt (02/27/24)
3-PT FG ATTEMPTS	
Season: 7	vs Duke (11/29/23)
Career: 8	vs San Diego State (11/23/22)
SEC: 5	vs Auburn (01/06/24)
FT MADE	
Season: 6 (2x)	LAST vs Texas A&M (01/16/24)
Career: 6 (3x)	LAST vs Texas A&M (01/16/24)
SEC: 6	vs Texas A&M (01/16/24)
FT ATTEMPTED	
Season: 8	vs Texas A&M (01/16/21)
SEC: 8 (2x)	LAST vs Texas A&M (01/16/24)
SEC: 8	vs Texas A&M (01/16/24)
REBOUNDS	
Season: 17	vs Stanford (11/22/23)
Career: 17	vs Stanford (11/22/23)
SEC: 10	vs Georgia (03/05/22)
ASSISTS	
Season: 2 (2x)	LAST vs Stanford (11/22/23)
Career: 3	vs Alabama (01/08/22)
SEC: 3	vs Alabama (01/08/22)
STEALS	
Season: 2 (3x)	LAST vs Oklahoma (12/09/23)
Career: 2 (8x)	LAST vs Oklahoma (12/09/23)
SEC: 2	vs Texas A&M (01/15/22)
BLOCKED SHOTS	
Season: 5	vs Gardner-Webb (11/10/23)
Career: 6	vs Illinois (12/22/21)
SEC: 4 (2x)	vs Georgia (03/05/22)
MINUTES	
Season: 45:52	vs Stanford (11/22/23)
Career: 45:52	vs Stanford (11/22/23)
SEC: 34:20	vs Texas A&M (01/16/24)

TREVON BRAZILE 2023-24 GAME STATS																									
Opponent	Date	GS	Min	FG	FGA	Pct	3FG	3A	Pct	FT	FTA	Pct	O	D	Tot	Avg	PF	FO	A	TO	Blk	Stl	Pts	Avg	
ALCORN	11/06/23	*	22	4	5	.800	1	2	.500	4	4	1.000	1	5	6	6.0	0	0	1	0	1	13	13.0		
GARDNER-WEBB	11/10/23	*	23	4	4	1.000	1	1	1.000	1	2	.500	1	6	7	6.5	4	0	3	5	0	10	11.5		
OLD DOMINION	11/13/23	*	30	3	7	.429	2	4	.500	3	6	.500	2	2	4	5.7	3	0	2	2	4	1	11	11.3	
UNC GREENSBORO	11/17/23	*	29	3	6	.500	1	4	.250	2	2	1.000	2	7	9	6.5	3	0	0	2	2	1	9	10.8	
vs Stanford	11/22/23	*	45	3	12	.250	2	5	.400	6	6	1.000	8	9	17	8.6	2	0	2	2	0	2	14	11.4	
vs Memphis	11/23/23	*	39	5	10	.500	1	3	.333	2	2	1.000	7	3	10	8.8	4	0	1	3	0	2	13	11.7	
vs North Carolina	11/24/23	*	21	0	4	.000	0	1	.000	0	0	.000	0	2	2	7.9	3	0	1	3	2	0	0	10.0	
DUKE	11/29/23	*	37	6	9	.667	4	7	.571	3	6	.500	0	11	11	8.3	3	0	0	2	2	0	19	11.1	
FURMAN	12/04/23	*	27	5	8	.625	2	3	.667	1	1	1.000	0	4	4	7.8	0	0	0	0	2	0	13	11.3	
vs Oklahoma	12/09/23	*	15	0	2	.000	0	1	.000	0	0	.000	0	1	1	7.1	3	0	1	1	0	2	0	10.2	
vs Lipscomb	12/16/23	*	24	3	7	.429	0	1	.000	0	1	.000	2	4	6	7.0	0	0	1	2	1	0	6	9.8	
ABILENE CHRISTIAN	12/21/23	*	15	3	6	.500	1	2	.500	1	2	.500	2	2	4	6.8	1	0	0	2	1	1	8	9.7	
UNCW	12/30/23	*	33	5	8	.625	0	1	.000	2	3	.667	2	6	8	6.8	5	1	1	1	0	0	12	9.8	
AUBURN	01/06/24	*	33	5	9	.556	1	5	.200	0	0	.000	1	6	7	6.9	1	0	0	1	3	0	11	9.9	
at Georgia	01/10/24	*	33	3	7	.429	1	4	.250	2	4	.500	3	3	6	6.8	3	0	0	3	0	0	9	9.9	
at Florida	01/13/24	*	26	3	10	.300	1	4	.250	0	0	.000	1	6	7	6.8	1	0	1	3	0	2	7	9.7	
TEXAS A&M	01/16/24	*	34	1	5	.200	0	2	.000	6	8	.750	0	5	5	6.7	2	0	0	1	1	0	8	9.6	
SOUTH CAROLINA	01/20/24	*	25	1	3	.333	0	1	.000	1	2	.500	0	6	6	6.7	1	0	0	0	1	1	3	9.2	
at Ole Miss	01/24/24		12	0	1	.000	0	1	.000	3	4	.750	1	3	4	6.5	0	0	0	3	0	1	3	8.9	
KENTUCKY	01/27/24	DNP-Inj																							
at Missouri	01/31/24	DNP-Inj																							
at LSU	02/03/24	DNP-Inj																							
GEORGIA	02/10/24	DNP-Inj																							
TENNESSEE	02/14/24	DNP-Inj																							
at Mississippi St.	02/17/24	DNP-Inj																							
at Texas A&M	02/20/24	DNP-Inj																							
MISSOURI	02/24/24		4	0	0	.000	0	0	.000	0	0	.000	0	0	0	6.2	1	0	0	0	0	0	0	8.5	
VANDERBILT	02/27/24		17	2	3	.667	1	1	1.000	2	4	.500	2	4	6	6.2	5	1	0	0	1	0	7	8.4	
Totals			18	544	59	126	.468	19	53	.358	39	57	.684	35	95	130	6.2	45	2	10	35	25	14	176	8.4

TREVON BRAZILE CAREER STATISTICS

Year	GP	GS	Min	Avg	FG	FGA	Pct	3FG	3FGA	Pct	FT	FTA	Pct	Off	Def	Tot	Avg	PF	FO	Ast	TO	Blk	Stl	Pts	Avg
2021-22 (MIZZOU)	24	22	507	21.1	57	105	.543	10	31	.323	27	46	.587	28	92	120	5.0	30	0	18	27	46	10	151	6.3
2022-23 (ARK)	* 9	0	243	27.0	37	77	.481	11	29	.379	21	31	.677	9	45	54	6.0	23	1	9	20	11	9	106	11.8
2023-24 (ARK)	21	18	544	25.9	59	126	.468	19	53	.358	39	57	.684	35	95	130	6.2	45	2	10	35	25	14	176	8.4
TOTAL	54	40	1294	24.0	153	308	.497	40	113	.354	87	134	.649	72	232	304	5.6	98	3	37	82	82	24	433	8.0

* - Received a medical redshirt

3 EL ELLIS



FULL BIO/STATS

G • 6-3 • 180 • Grad. Sr. (1) • Durham, N.C. (Quality Education Acad. / Louisville)

The 2023-24 season is his final year of eligibility ... Graduated from Louisville (Spring '23) - Sport Management ... Pursuing a second undergraduate degree from Arkansas in Arts & Sciences ... Born on Dec. 18, 1999, in Durham, N.C. • Son of Elbert Ellis, Jr. and Tasha McArthur ... Dad (Elbert) was a six-time All-American track athlete at Pitt. Brothers: Deon McArthur, Mannie Ellis & Jeremiah Ellis

- Scored 843 points in two seasons at Louisville, including 565 last season ... Played two seasons at Tallahassee CC, two at Louisville.
- 2022-23 All-ACC Honorable Mention ... 2021-22 Runner-up for Sixth Man of the Year.
- Two-time JuCo All-American
- On the Department's Honor Roll (3.0-3.49 GPA) for Fall 2023.

CAREER DOUBLE-DOUBLES (1)

SENIOR (at UofL) (1)
12/14/22 • WESTERN KENTUCKY 30 pts 10 ast

- Needed 11 points to reach 1,000 for his career and scored 19 in the Vanderbilt game to crack the plateau ... Scored 1,000 NCAA Di points in his third year (2 years at Louisville and 1 at Arkansas) ... played his freshman and sophomore years at Tallahassee CC
- Tied a season-high with an SEC-high 19 versus Vanderbilt ... In his previous four games, scored a combined 20 points.

2023-24 HIGHLIGHTS

- **GWU:** Grabbed a career-high six rebounds and scored 13 points.
- **ODU:** Led Arkansas with 17 points, scoring 15 in the second half on 6-of-8 shooting ... Finished with eight assists and ZERO turnovers.
- **UNCG:** Scored 19 points, all in the second half, going 7-of-8 at the line.
- **MEMPHIS:** Led the team with three assists
- **DUKE:** Led the team with six assists and had zero turnovers ... Played all 20 minutes of the second half and scored all nine of his points in the period with four of his assists.
- **TEXAS A&M:** Returned to the starting lineup and scored 15 points while tying his career high with six rebounds, which also tied for the team lead) ... Scored 8 of his 15 over a 4-minute span (11:19 to 7:25) then, at 6:03, assisted on a Devo Davis 3-pointer for a 10-point lead.
- **GEORGIA:** Tied for the team lead in points (15), rebounds (5), assists (3) and steals (3) ... Played a season-high 37:24 ... His assists were a SEC-high and, after entering the game with four steals for the season, had a season-high three steals versus the Bulldogs ... Scored 10 of his 15 in the second half, going 4-of-6 from the field and 2-of-4 from 3-point while collecting all three of his steals ... After going down one, drained a 3-pointer with 1:42 left to put the Hogs back on top.
- @ **MISS STATE:** Led the team with four assists, which was also his best total in an SEC game.
- **VANDY:** Tied his season-high with an SEC-high 19 points (7-of-12 FG, 3-of-6 3PT) and tied for the team high with three assists ... Hit two free throw with 6:01 left to score his 1,000th career point ... Scored 15 of his 19 in the second half (5-of-7 FG, 3-of-5 3PT) ... After going down n 16 with 5:54 left, Ellis scored 9 (making three 3's) in a 27-13 run to trim the deficit to one.



ELLIS' PERSONAL BESTS

POINTS	Season: 19 (2x) vs Vanderbilt (02/27/24)
Career: 33	at Miami (FL) (02/11/23)
SEC: 19	vs Vanderbilt (02/27/24)
FG MADE	Season: 7 (2x) LAST vs Vanderbilt (02/27/24)
Career: 12 (2x)	LAST at Miami (FL) (02/11/23)
SEC: 7	vs Vanderbilt (02/27/24)
FG ATTEMPTED	Season: 12 vs Vanderbilt (02/27/24)
Career: 20 (2x)	LAST at Miami (FL) (02/11/23)
SEC: 12	vs Vanderbilt (02/27/24)
3-POINT FG MADE	Season: 3 (2x) LAST vs Vanderbilt (02/27/24)
Career: 5	vs North Carolina (02/01/22)
SEC: 3 (2x)	LAST vs Vanderbilt (02/27/24)
3-PT FG ATTEMPTS	Season: 6 (2x) LAST vs Vanderbilt (02/27/24)
Career: 11 (3x)	LAST vs Appa State (11/15/22)
SEC: 6 (2x)	LAST vs Vanderbilt (02/27/24)
FT MADE	Season: 8 vs Texas A&M (01/16/24)
Career: 10	at NC State (12/22/22)
SEC: 8	vs Texas A&M (01/16/24)
FT ATTEMPTED	Season: 8 (2x) LAST vs Texas A&M (01/16/24)
Career: 11 (2x)	LAST at NC State (12/22/22)
SEC: 8	vs Texas A&M (01/16/24)
REBOUNDS	Season: 6 (2x) LAST vs Texas A&M (01/16/24)
Career: 6 (4x)	LAST vs Texas A&M (01/16/24)
SEC: 6	vs Texas A&M (01/16/24)
ASSISTS	Season: 8 vs Old Dominion (11/13/23)
Career: 10	vs Western Kentucky (12/14/22)
SEC: 4	at Mississippi State (02/17/24)
STEALS	Season: 3 vs Georgia (02/10/24)
Career: 4	at Kentucky (12/31/22)
SEC: 3	vs Georgia (02/10/24)
BLOCKED SHOTS	Season: 1 (3x) LAST vs Kentucky (01/27/24)
Career: 1 (5x)	LAST vs Kentucky (01/27/24)
SEC: 1	vs Kentucky (01/27/24)
MINUTES	Season: 37:24 vs Georgia (02/10/24)
Career: 40:00 (4x)	LAST at Clemson (01/11/23)
SEC: 37:24	vs Georgia (02/10/24)

EL ELLIS 2023-24 GAME STATS

Opponent	Date	GS	Min	FG	FGA	Pct	3FG	3A	Pct	FT	FTA	Pct	O	D	Tot	Avg	PF	FO	A	TO	Blk	Stl	Pts	Avg	
ALCORN	11/06/23	*	24	3	6	.500	1	4	.250	1	2	.500	0	0	0	0.0	2	0	4	3	0	1	8	8.0	
GARDNER-WEBB	11/10/23	*	33	5	11	.455	1	3	.333	2	2	1.000	0	6	6	3.0	2	0	3	1	0	1	13	10.5	
OLD DOMINION	11/13/23	*	34	7	11	.636	1	2	.500	2	4	.500	0	3	3	3.0	0	0	8	0	0	1	17	12.7	
UNC GREENSBORO	11/17/23	*	30	5	10	.500	2	5	.400	7	8	.875	2	2	4	3.3	4	0	0	4	0	0	19	14.3	
vs Stanford	11/22/23		6	0	4	.000	0	1	.000	0	0	.000	0	0	0	2.6	1	0	0	1	0	0	0	11.4	
vs Memphis	11/23/23		13	0	3	.000	0	2	.000	0	0	.000	0	1	1	2.3	0	0	3	2	0	0	0	9.5	
vs North Carolina	11/24/23		17	0	3	.000	0	1	.000	0	0	.000	0	2	2	2.3	0	0	0	0	1	0	0	8.1	
DUKE	11/29/23	*	31	3	9	.333	0	2	.000	3	4	.750	0	3	3	2.4	1	0	6	0	1	0	9	8.3	
FURMAN	12/04/23	*	11	1	4	.250	0	1	.000	1	2	.500	1	2	3	2.4	0	0	2	2	0	1	3	7.7	
vs Oklahoma	12/09/23	*	8	1	4	.250	1	2	.500	2	2	1.000	0	0	0	2.2	0	0	2	0	0	0	5	7.4	
vs Lipscomb	12/16/23		1	0	0	.000	0	0	.000	0	0	.000	0	0	0	2.0	0	0	0	0	0	0	0	6.7	
ABILENE CHRISTIAN	12/21/23	*	4	0	1	.000	0	0	.000	0	0	.000	0	0	0	1.8	0	0	0	1	0	0	0	6.2	
UNCW	12/30/23		10	1	3	.333	0	1	.000	2	2	1.000	0	2	2	1.8	1	0	0	0	0	0	4	6.0	
AUBURN	01/06/24		7	0	2	.000	0	1	.000	0	0	.000	0	1	1	1.8	0	0	0	1	0	0	0	5.6	
at Georgia	01/10/24		1	0	0	.000	0	0	.000	0	0	.000	0	0	0	1.7	0	0	0	0	0	0	0	5.2	
at Florida	01/13/24		3	0	1	.000	0	0	.000	0	0	.000	0	0	0	1.6	1	0	0	0	0	0	0	4.9	
TEXAS A&M	01/16/24	*	32	3	11	.273	1	3	.333	8	8	1.000	0	6	6	1.8	1	0	2	3	0	0	15	5.5	
SOUTH CAROLINA	01/20/24	*	24	3	9	.333	1	2	.500	2	2	1.000	1	1	2	1.8	2	0	2	1	0	0	9	5.7	
at Ole Miss	01/24/24		24	1	4	.250	0	2	.000	0	0	.000	1	2	3	1.9	0	0	1	2	0	0	2	5.5	
KENTUCKY	01/27/24	*	32	3	10	.300	1	2	.500	0	0	.000	0	3	3	2.0	1	0	1	5	1	0	7	5.6	
at Missouri	01/31/24		DNP																						
at LSU	02/03/24		DNP																						
GEORGIA	02/10/24	*	37	6	11	.545	3	6	.500	0	0	.000	0	5	5	2.1	1	0	3	1	0	3	15	6.0	
TENNESSEE	02/14/24	*	20	2	5	.400	2	4	.500	0	0	.000	2	0	2	2.1	0	0	1	3	0	2	6	6.0	
at Mississippi St.	02/17/24	*	35	3	6	.500	0	1	.000	2	4	.500	0	1	1	2.0	0	0	4	1	0	0	8	6.1	
at Texas A&M	02/20/24	*	26	0	3	.000	0	1	.000	1	2	.500	0	1	1	2.0	3	0	1	1	0	0	1	5.9	
MISSOURI	02/24/24	*	24	2	5	.400	0	3	.000	1	2	.500	0	0	0	1.9	5	1	1	2	0	1	5	5.8	
VANDERBILT	02/27/24	*	36	7	12	.583	3	6	.500	2	2	1.000	0	3	3	2.0	1	0	3	2	0	1	19	6.3	
Totals			17	523	56	148	.378	17	55	.309	36	46	.783	7	44	51	2.0	26	1	45	38	3	11	165	6.3

EL ELLIS CAREER NCAA DIVISION I STATISTICS

Year	GP	GS	Min	Avg	FG	FGA	Pct	3FG	3FGA	Pct	FT	FTA	Pct	Off	Def	Tot	Avg	PF	FO	Ast	TO	Blk	Stl	Pts	Avg
2021-22 (UofL)	32	9	656	20.5	96	242	.397	41	114	.360	45	65	.692	6	55	61	1.9	47	0	51	45	0	12	278	8.7
2022-23 (UofL)	32	32	1150	35.9	189	461	.410	59	185	.319	128	158	.810	10	74	84	2.6	52	0	140	120	2	31	565	17.7
2023-24 (ARK)	26	17	523	20.1	56	148	.378	17	55	.309	36	46	.783	7	44	51	2.0	26	1	45	38	3	11	165	6.3
TOTAL	90	58	2329	25.9	341	851	.401	117	354	.331	209	269	.777	23	173	196	2.2	125	1	236	203	5	54	1008	11.2

4 DAVONTE "DEVO" DAVIS

G • 6-4 • 185 • Sr. (2) || Jacksonville, Ark. (Jacksonville, HS)

@MrDevoBuckets
@devofor3

FULL BIO/STATS

Including 2023-24, has TWO years of collegiate eligibility ... Major: Recreation & Sport Management ... Born on Sept. 24, 2001, in Jacksonville, Ark. ... The son Terrie Davis and grandson of Yvette Davis

- 2023-24 Preseason 2nd Team All-SEC by media and coaches
- 2023 SEC All-Defensive Team selection ... 3x SEC Academic Honor Roll ... Department's Honor Roll (3.0-3.49 GPA)
- THE ONLY RAZORBACK PLAY IN ARKANSAS' BACK-TO-BACK SWEET 16 RUNS.
- Just the ninth Razorback to reach 900+ points, 400+ rebounds, 200+ assists & 100+ steals
- Accomplished a rare Razorback career triple - 1,000 pts, 500 rebs - 300 assists - that has only been accomplished by one other Hog - Todd Day.

DOUBLE-DOUBLES (2)

JUNIOR	(2)
12/06/22 • UNC GREENSBORO	10 pts 10 reb
01/11/23 • ALABAMA	16 pts 10 reb

Davis 1,091 pts 519 rebs 307 assists 9th on the UA all-time assists list (next: Todd Day 319)
Day 2,395 pts 673 rebs 319 assists

• All-time Rebounds among UA "GUARDS": 1,015 Sidney Moncrief • 673 Todd Day • 519 DAVONTE DAVIS • Darrell Walker (G) • 452 Ronnie Brewer (HogStats)

• Davis' first 81 career games:


29-of-126 (.230) made 2+ 3's made in a Gm: 10x

• Davis' last 44 games:

54-of-154 (.351) made 2+ 3's made in a Gm: 15x

2023-24 HIGHLIGHTS

- **ODU**: Scored a season-high 16 points
- **UNCG**: Had a season-high six rebounds with a team best three assists.
- **STANFORD**: Played a career-high 45:14 ... Hit two free throws with six seconds left to force the first overtime ... Had a steal late in the first overtime, was fouled and gave Arkansas a 3-point lead with four seconds left ... Led the team with three assists and added six rebounds.
- **MEMPHIS**: **ECLIPSED THE 1,000-POINT PLATEAU with a 3-pointer** with 1.9 seconds left on the game ... Became the 46th Razorback to reach the milestone ... Finished with 15 points, going 3-of-7 from 3-point range.
- **FURMAN**: Had a "typical" Devo Davis game ... Was a team-best +15 ... Threatened a triple-double with 7 points, 8 assists (tying career high) and 10 rebounds (tying career high) with ZERO TURNOVERS in 37:37 minutes played.
- **LIPSCOMB**: Only scored four points, but hit a key jumper in the lane with 26 seconds left to provide what proved to be the final score (69-66).
- **ACU**: Only scored four points (4-of-4 FT) but Coach Muss bragged on his defense, especially when forced to play the "4" and guard the post ... Played all 20 minutes of the second half.
- **UNCW**: Stuffed the stat sheet with 14 points (making 3-of-5 3-pointers) with team highs in assists (6) and steals (3) while adding six rebounds ... 1 of 2 Hogs in double-digits in plus/minus with a team-best +21 in the 16-point win ... Down 4 in the first half, Davis made 3-straight 3's over two minutes ... The last gave Arkansas a 1-point lead and the Hogs never trailed the rest of the game.
- **TEXAS A&M**: Led the team with a +10, scoring 7 points while tying for the team lead with six rebounds ... Did not commit a turnover in 32:37 played.
- **SOUTH CAROLINA**: **GRABBED HIS 500TH CAREER REBOUND** early in the second half.
- **GEORGIA**: Played 34:34 off the bench and tied for the team lead with a +8 ... Tied for the team lead with three assists ... Added four rebounds and two steals.
- **TENNESSEE**: Led the team with four assists ... His fourth helper gave him **HIS 300TH CAREER ASSIST** to put him in elite Razorback company.
- **MIZZOU**: Only scored eight points but lead the team in rebounds (9) and assists (6).



DAVIS' PERSONAL BESTS

POINTS	Season: 16 vs Old Dominion (11/13/23)
	Career: 26 vs Oklahoma (12/11/21)
	SEC: 20 vs Georgia (01/09/21)

FG MADE	Season: 6 vs Old Dominion (11/13/23)
	Career: 9 (3x) LAST vs Kansas (03/18/23)
	SEC: 9 vs Georgia (01/09/21)

FG ATTEMPTED	Season: 14 (2x) LAST vs Memphis (11/23/23)
	Career: 21 vs Oklahoma (12/11/21)
	SEC: 18 at LSU (12/28/22)

3-POINT FG MADE	Season: 3 (2x) LAST vs UNC Wilmington (12/30/23)
	Career: 4 (4x) LAST at Texas A&M (02/15/23)
	SEC: 4 (3x) LAST at Texas A&M (02/15/23)

3-PT FG ATTEMPTS	Season: 7 vs Memphis (11/23/23)
	Career: 10 (2x) LAST at Texas A&M (02/15/23)
	SEC: 10 (2x) LAST at Texas A&M (02/15/23)

FT MADE	Season: 3 (2x) LAST vs Stanford (11/22/23)
	Career: 9 at Texas A&M (01/08/22)
	SEC: 9 at Texas A&M (01/08/22)

FT ATTEMPTED	Season: 6 (2x) LAST vs Stanford (11/22/23)
	Career: 10 at Texas A&M (01/08/22)
	SEC: 10 at Texas A&M (01/08/22)

REBOUNDS	Season: 10 vs Furman (12/804/23)
	Career: 10 (4x) LAST vs Furman (12/04/23)
	SEC: 10 vs Alabama (01/11/23)

ASSISTS	Season: 8 vs Furman (12/04/23)
	Career: 8 (2x) LAST vs Furman (12/04/23)
	SEC: 7 (2x) LAST at Kentucky (02/07/23)

STEALS	Season: 3 vs UNC Wilmington (12/30/23)
	Career: 5 (2x) LAST vs Bradley (12/17/22)
	SEC: 5 vs Auburn (02/08/22)

BLOCKED SHOTS	Season: --
	Career: 2 vs Colgate (03/19/21)
	SEC: 1 (4x) LAST vs Alabama (01/11/23)

MINUTES	Season: 45:14 vs Stanford (11/22/23)
	Career: 45:14 vs Stanford (11/22/23)
	SEC: 40:00 (3x) LAST vs Tennessee (02/14/24)

DAVONTE DAVIS 2023-24 GAME STATS

Opponent	Date	GS	Min	FG	FGA	Pct	3FG	3A	Pct	FT	FTA	Pct	O	D	Tot	Avg	PF	FO	A	TO	Blk	Stl	Pts	Avg	
ALCORN	11/06/23	*	24	2	5	.400	1	3	.333	0	0	.000	2	3	5	5.0	3	0	5	0	0	1	5	5.0	
GARDNER-WEBB	11/10/23	*	22	2	8	.250	0	4	.000	0	0	.000	0	5	5	5.0	2	0	2	0	0	1	4	4.5	
OLD DOMINION	11/13/23	*	37	6	11	.545	1	4	.250	3	6	.500	2	3	5	5.0	0	2	0	0	0	1	16	8.3	
UNC GREENSBORO	11/17/23	*	40	4	11	.364	0	4	.000	2	2	1.000	2	4	6	5.3	1	0	3	0	0	0	10	8.8	
vs Stanford	11/22/23	*	45	3	14	.214	1	4	.250	3	6	.500	0	6	6	5.4	4	0	3	5	0	1	10	9.0	
vs Memphis	11/23/23	*	38	5	14	.357	3	7	.429	2	2	1.000	0	3	3	5.0	3	0	1	3	0	0	15	10.0	
vs North Carolina	11/24/23	*	23	0	0	.000	0	0	.000	0	0	.000	0	1	1	4.4	3	0	0	1	0	0	0	8.6	
DUKE	11/29/23	*	22	1	3	.333	0	1	.000	1	2	.500	1	2	3	4.3	0	0	2	2	0	1	3	7.9	
FURMAN	12/04/23	*	38	2	5	.400	1	2	.500	2	2	1.000	1	9	10	4.9	4	0	8	0	0	0	7	7.8	
vs Oklahoma	12/09/23	*	23	2	6	.333	0	1	.000	0	0	.000	3	1	4	4.8	3	0	0	0	0	1	4	7.4	
vs Lipscomb	12/16/23	*	24	2	2	1.000	0	0	.000	0	0	.000	0	3	3	4.6	2	0	3	4	0	0	4	7.1	
ABILENE CHRISTIAN	12/21/23	*	36	0	4	.000	0	0	.000	4	4	1.000	0	3	3	4.5	4	0	2	0	0	0	4	6.8	
UNCW	12/30/23	*	36	5	7	.714	3	5	.600	1	2	.500	3	3	6	4.6	4	0	6	1	0	3	14	7.4	
AUBURN	01/06/24	*	25	0	4	.000	0	2	.000	2	2	1.000	0	1	1	4.4	3	0	1	2	0	0	2	7.0	
at Georgia	01/10/24	*	32	3	6	.500	0	2	.000	1	1	1.000	1	5	6	4.5	4	0	0	1	0	0	7	7.0	
at Florida	01/13/24	*	12	0	1	.000	0	0	.000	0	0	.000	0	0	0	4.2	2	0	0	0	0	0	0	6.6	
TEXAS A&M	01/16/24	*	33	3	6	.500	1	3	.333	0	0	.000	1	5	6	4.3	4	0	1	0	0	0	7	6.6	
SOUTH CAROLINA	01/20/24	*	34	3	13	.231	0	4	.000	2	2	1.000	0	3	3	4.2	1	0	1	0	0	1	8	6.7	
at Ole Miss	01/24/24	*	7	0	1	.000	0	0	.000	0	0	.000	0	0	0	4.0	0	0	0	1	0	0	0	6.3	
KENTUCKY	01/27/24	--																							
at Missouri	01/31/24	--																							
at LSU	02/03/24	--																							
GEORGIA	02/10/24		35	1	1	1.000	1	1	1.000	1	2	.500	1	3	4	4.0	2	0	3	1	0	2	4	6.2	
TENNESSEE	02/14/24	*	40	4	9	.444	0	2	.000	0	0	.000	1	2	3	4.0	3	0	4	0	0	2	8	6.3	
at Mississippi St.	02/17/24	*	25	3	6	.500	2	3	.667	0	1	.000	0	0	0	3.8	3	0	0	1	0	0	8	6.4	
at Texas A&M	02/20/24	*	7	0	0	.000	0	0	.000	0	0	.000	0	0	0	3.6	3	0	0	2	0	0	0	6.1	
MISSOURI	02/24/24	*	34	2	8	.250	0	4	.000	4	4	1.000	2	7	9	3.8	4	0	6	2	1	1	8	6.2	
VANDERBILT	02/27/24	*	13	0	3	.000	0	1	.000	0	0	.000	0	2	2	3.8	1	0	1	1	0	0	0	5.9	
Totals			23	705	53	148	.358	14	57	.246	28	38	.737	20	74	94	3.8	63	0	54	27	1	15	148	5.9

DAVONTE DAVIS CAREER STATISTICS

Year	GP	GS	Min	Avg	FG	FGA	Pct	3FG	3FGA	Pct	FT	FTA	Pct	Off	Def	Tot	Avg	PF	FO	Ast	TO	Blk	Stl	Pts	Avg
2020-21	30	17	716	23.9	109	229	.476	2	13	.154	34	45	.756	36	98	134	4.5	70	0	64	48	5	35	254	8.5
2021-22	37	14	1021	27.6	114	266	.429	20	74	.270	58	82	.707	42	96	138	3.7	95	1	102	67	0	35	306	8.3
2022-23	35	31	1157	33.1	144	347	.415	47	136	.346	46	64	.719	24	129	153	4.4	91	4	87	72	4	48	381	10.9
2023-24	25	23	705	28.2	53	148	.358	14	57	.246	28	38	.737	20	74	94	3.8	63	0	54	27	1	15	148	5.9
TOTAL	127	85	3599	28.3	420	990	.424	83	280	.296	166	229	.725	122	397	519	4.1	319	5	307	214	10	133	1089	8.6

5 JOSEPH PINION

G • 6-5 • 195 • So. (3) || Morrilton, Ark. (Morrilton HS)

@josephpinion2
@josephpinion1

FULL BIO/STATS

Including 2023-24, has THREE years of collegiate eligibility ... Major: Arts & Sciences ... Born on Nov. 17, 2003, in Morrilton, Ark. ... The son of Craig and Gail Pinion

- Made the Department's Honor Roll (3.0-3.49 GPA) for Fall 2022 and Fall 2023.
- Set two Razorback records last season:
 - ^ Most Free Throw Attempts in a Season without a miss (7-of-7)
 - ^ Most Minutes Played in a season without a turnover (148).
- Made his first 11 career free throw attempts (7-of-7 last year and his first four this year) before missing his first attempt vs Gardner-Webb

2023-24 HIGHLIGHTS

- **ALCORN:** Had a **career-high two steals**
- **OKLAHOMA:** Had a productive five minutes with four points, a rebound, a steal and was +8.
- **LIPSCOMB:** Earned his first career start.
- **@ FLORIDA:** Played a then season-high 21:30 and was praised for his effort in the loss Scored a **season-high 12 points**, making two 3-pointers and a **career-high tying 4-of-4 at the line** Added an assist, a steal and a blocked shot
- **@ OLE MISS:** Played a season-high 21:44 and scored in double digits for the second time for the season with 10 points (making two 3's) ... Had a **career-high three blocked shots** and had an SEC-high two assists.



PINION'S PERSONAL BESTS

POINTS	
Season:	12 at Florida (01/13/24)
Career:	13 (2x) LAST vs Ole Miss (01/21/23)
SEC:	13 (2x) vs Ole Miss (01/21/23)
FG MADE	
Season:	3 (2x) LAST at Ole Miss (01/24/24)
Career:	5 vs Ole Miss (01/21/23)
SEC:	5 vs Ole Miss (01/21/23)
FG ATTEMPTED	
Season:	7 at Florida (01/13/24)
Career:	10 vs Ole Miss (01/21/23)
SEC:	10 vs Ole Miss (01/21/23)
3-POINT FG MADE	
Season:	2 (2x) LAST at Ole Miss (01/24/24)
Career:	3 (2x) LAST vs Ole Miss (01/21/23)
SEC:	3 (2x) LAST vs Ole Miss (01/21/23)
3-PT FG ATTEMPTS	
Season:	5 LAST at Ole Miss (01/24/24)
Career:	6 (2x) LAST vs Ole Miss (01/21/23)
SEC:	6 (2x) LAAST vs Ole Miss (01/21/23)
FT MADE	
Season:	4 (2x) LAST at Florida (01/13/24)
Career:	4 (2x) LAST at Florida (01/13/23)
SEC:	4 at Florida (01/13/24)
FT ATTEMPTED	
Season:	4 (2x) LAST at Florida (01/13/24)
Career:	4 (4x) LAST at Florida (01/13/23)
SEC:	4 at Florida (01/13/24)
REBOUNDS	
Season:	2 (2x) LAST at Florida (01/13/24)
Career:	5 vs Ole Miss (01/21/23)
SEC:	5 vs Ole Miss (01/21/23)
ASSISTS	
Season:	2 at Ole Miss (01/24/24)
Career:	3 vs UNC Asheville (12/21/22)
SEC:	2 at Ole Miss (01/24/24)
STEALS	
Season:	2 vs Alcorn State (11/06/23)
Career:	2 vs Alcorn State (11/06/23)
SEC:	1 (4x) LAST at Florida (01/13/24)
BLOCKED SHOTS	
Season:	3 at Ole Miss (01/24/24)
Career:	3 at Ole Miss (01/24/24)
SEC:	2 at Ole Miss (01/24/24)
MINUTES	
Season:	21:44 at Ole Miss (01/24/24)
Career:	27:28 vs Missouri (01/04/23)
SEC:	27:28 vs Missouri (01/04/23)

JOSEPH PINION 2023-24 GAME STATS

Opponent	Date	GS	Min	FG	FGA	Pct	3FG	3A	Pct	FT	FTA	Pct	O	D	Tot	Avg	PF	FO	A	TO	Blk	Stl	Pts	Avg
ALCORN	11/06/23	12	1	3	.333	1	2	.500	4	4	1.000	0	1	1	1.0	0	0	0	0	1	2	7	7.0	
GARDNER-WEBB	11/10/23	8	2	3	.667	0	0	.000	1	2	.500	0	0	0	0.5	0	0	0	0	1	0	5	6.0	
OLD DOMINION	11/13/23	DNP																						
UNC GREENSBORO	11/17/23	3	0	1	.000	0	1	.000	0	0	.000	0	0	0	0.3	0	0	0	0	0	0	0	4.0	
vs Stanford	11/22/23	3	0	0	.000	0	0	.000	0	0	.000	0	1	1	0.5	1	0	0	0	0	0	0	3.0	
vs Memphis	11/23/23	0	0	0	.000	0	0	.000	0	0	.000	0	0	0	0.4	0	0	0	0	0	0	0	2.4	
vs North Carolina	11/24/23	2	0	0	.000	0	0	.000	0	0	.000	0	0	0	0.3	1	0	0	0	0	0	0	2.0	
DUKE	11/29/23	DNP																						
FURMAN	12/04/23	DNP																						
vs Oklahoma	12/09/23	5	1	3	.333	0	2	.000	2	3	.667	0	1	1	0.4	2	0	0	1	0	1	4	2.3	
vs Lipscomb	12/16/23	*	2	0	0	.000	0	0	.000	0	0	.000	0	0	0.4	0	0	0	0	0	0	0	2.0	
ABILENE CHRISTIAN	12/21/23	DNP																						
UNCW	12/30/23	2	0	1	.000	0	1	.000	0	0	.000	0	0	0	0.3	1	0	0	0	0	0	0	1.8	
AUBURN	01/06/24	6	0	0	.000	0	0	.000	0	0	.000	0	2	2	0.5	0	0	0	2	0	0	0	1.6	
at Georgia	01/10/24	DNP																						
at Florida	01/13/24	21	3	7	.429	2	4	.500	4	4	1.000	0	2	2	0.6	2	0	1	2	1	1	12	2.5	
TEXAS A&M	01/16/24	DNP																						
SOUTH CAROLINA	01/20/24	2	1	1	1.000	0	0	.000	0	0	.000	1	0	1	0.7	0	0	0	0	0	0	2	2.5	
at Ole Miss	01/24/24	22	3	6	.500	2	5	.400	2	2	1.000	0	1	1	0.7	3	0	2	0	3	0	10	3.1	
KENTUCKY	01/27/24	2	0	1	.000	0	1	.000	0	0	.000	0	0	0	0.6	0	0	0	0	0	0	0	2.9	
at Missouri	01/31/24	DNP																						
at LSU	02/03/24	9	0	2	.000	0	1	.000	2	2	1.000	0	2	2	0.7	1	0	0	0	0	0	2	2.8	
GEORGIA	02/10/24	DNP																						
TENNESSEE	02/14/24	3	1	2	.500	0	1	.000	1	1	1.000	0	0	0	0.7	1	0	0	1	0	0	3	2.8	
at Mississippi St.	02/17/24	0	0	0	.000	0	0	.000	0	0	.000	0	0	0	0.6	0	0	0	0	0	0	0	2.6	
at Texas A&M	02/20/24	DNP																						
MISSOURI	02/24/24	DNP																						
VANDERBILT	02/27/24	0	0	0	.000	0	0	.000	0	0	.000	0	0	0	0.6	0	0	0	0	0	0	0	2.5	
Totals		1	102	12	30	.400	5	18	.278	16	18	.889	1	10	11	0.6	12	0	3	6	6	4	45	2.5

JOSEPH PINION CAREER STATISTICS

Year	GP	GS	Min	Avg	FG	FGA	Pct	3FG	3FGA	Pct	FT	FTA	Pct	Off	Def	Tot	Avg	PF	FO	Ast	TO	Blk	Stl	Pts	Avg
2022-23	24	0	144	6.0	21	45	.467	13	32	.406	7	7	1.000	4	11	15	0.6	20	0	3	0	1	6	62	2.6
2023-24	18	1	102	5.7	12	30	.400	5	18	.278	16	18	.889	1	10	11	0.6	12	0	3	6	6	4	45	2.5
TOTAL	42	1	250	5.7	33	77	.429	18	52	.346	23	25	.920	5	22	27	0.6	33	0	6	6	7	10	107	2.4

6 LAYDEN BLOCKER

@Laygogetit2
@laygogetit

FULL BIO/STATS

6 • 6-2 • 180 • Fr. (4) || Little Rock, Ark. (Sunrise (Kan.) Christian Academy)

Including 2023-24, has FOUR years of collegiate eligibility ... Major: Arts & Sciences ... Born on July 2, 2005 in Memphis, Tenn. ... Son of Lenard and Shrepre Blocker ... Has two brothers: Landren and Langsten

• The seventh-highest high school prospect Arkansas has been signed by ESPN (#1 overall) ... Was #24 nationally by Rivals

• Missed his first 11 3-pointers before making his first at Texas A&M ... Added another versus Missouri

2023-24 HIGHLIGHTS

- **STANFORD:** Had a breakout game, providing a spark off the bench and offensive rebounding ... Led the team with three teams ... Scored his first collegiate points ... Grabbed two rebonds (both offensive).
- **MEMPHIS:** Earned his first career start and responded with nine points and season-high three rebounds (all offensive).
- **UNC:** Drew his second straight start and once again came away with three steals ... Turned in his first double-digit scoring effort with 11 points (5-of-6 FT) ... Had a steal and breakaway dunk to end the first half for a 3-point Razorback lead ... Had two rebounds (both offensive).
- **DUKE:** Scored nine points, making all three of his field goal attempts ... Added two steals and grabbed his first three defensive rebounds.
- **FURMAN:** Had **season-high in rebounds (5), assists (5) and blocked shots (3)** ... Led the team at +11 in the second half and he was 3-of-3 from the field with four assists and two blocked shots.
- **@ FLORIDA:** Led the team in scoring with a **career-high 14 points** (4-of-7 FG and 6-of-10 FT) ... Added four rebounds, two steals and a blocked shot.
- **@ OLE MISS:** Led the team with three assists and added two rebounds and a blocked shot.
- **@ MIZZOU:** Drew the start and responded with nine points, going 2-of-2 from the field and 5-of-6 at the line, with three offensive rebounds.
- **@ LSU:** Was a team-best -4, playing 25:07 in the 21-point loss ... Tied SEC highs with three assists, two steals and 10 free throw attempts.
- **@ TEXAS A&M:** Made his first career 3-pointer (entered the game 0-of-11) ... Added three rebounds (two offensive) with two assists and two steals ... Led the team with a +17 in 23:01 played.



BLOCKER'S PERSONAL BESTS

POINTS	Career: 14 at Florida (01/13/24)
SEC: 14 at Florida (01/13/24)	
FG MADE	Career: 4 (2x) LAST at Florida (01/13/24)
SEC: 4 at Florida (01/13/24)	
FG ATTEMPTED	Career: 7 at Florida (01/13/24)
SEC: 7 at Florida (01/13/24)	
3-POINT FG MADE	Career: 1 (2x) LAST vs Missouri (02/24/24)
SEC: 1 (2x) LAST vs Missouri (02/24/24)	
3-PT FG ATTEMPTS	Career: 2 (4x) LAST vs Missouri (02/24/24)
SEC: 2 (4x) LAST vs Missouri (02/24/24)	
FT MADE	Career: 6 at Florida (01/13/24)
SEC: 6 at Florida (01/13/24)	
FT ATTEMPTED	Career: 10 (2x) LAST at LSU (02/03/24)
SEC: 10 (2x) at LSU (02/03/24)	
REBOUNDS	Career: 5 vs Furman (12/04/23)
SEC: 4 at Florida (01/13/24)	
ASSISTS	Career: 5 vs Furman (12/04/23)
SEC: 3 (2x) LAST at LSU (02/03/24)	
STEALS	Career: 3 (2x) LAST vs North Carolina (11/24/23)
SEC: 2 (3x) LAST at Texas A&M (02/20/24)	
BLOCKED SHOTS	Career: 3 vs Furman (12/04/23)
SEC: 1 (2x) LAST at Texas A&M (02/20/24)	
MINUTES	Career: 28:38 vs North Carolina (11/24/23)
SEC: 25:07 at LSU (02/03/24)	

LAYDEN BLOCKER 2023-24 GAME STATS

Opponent	Date	GS	Min	FG	FGA	Pct	3FG	3A	Pct	FT	FTA	Pct	O	D	Tot	Avg	PF	FO	A	TO	Blk	Stl	Pts	Avg
ALCORN	11/06/23	10	0	1	.000	0	1	.000	0	0	.000	0	0	0	0	0.0	5	1	1	1	0	1	0	0.0
GARDNER-WEBB	11/10/23	DNP-III																						
OLD DOMINION	11/13/23	2	0	2	.000	0	1	.000	0	0	.000	0	0	0	0.0	0	0	0	0	0	0	0	0	0.0
UNC GREENSBORO	11/17/23	2	0	0	.000	0	0	.000	0	0	.000	0	0	0	0.0	0	0	0	0	0	0	0	0	0.0
vs Stanford	11/22/23	16	2	5	.400	0	0	.000	0	0	.000	2	0	2	0.5	1	0	0	0	0	3	4	1.0	
vs Memphis	11/23/23	*	27	3	5	.600	0	0	.000	3	4	.750	3	0	3	1.0	4	0	1	0	0	0	9	2.6
vs North Carolina	11/24/23	*	28	3	6	.500	0	0	.000	5	6	.833	2	0	2	1.2	2	0	1	1	1	3	11	4.0
DUKE	11/29/23	22	3	3	1.000	0	0	.000	3	5	.600	0	3	3	1.4	3	0	1	4	0	2	9	4.7	
FURMAN	12/04/23	24	4	5	.800	0	0	.000	1	4	.250	0	5	5	1.9	4	0	5	1	3	0	9	5.3	
vs Oklahoma	12/09/23	18	2	3	.667	0	1	.000	3	4	.750	0	2	2	1.9	2	0	0	1	0	1	7	5.4	
vs Lipscomb	12/16/23	20	1	3	.333	0	0	.000	0	1	.000	1	3	4	2.1	0	0	4	3	0	2	2	5.1	
ABILENE CHRISTIAN	12/21/23	5	0	0	.000	0	0	.000	0	0	.000	0	0	0	1.9	0	0	1	0	0	0	0	4.6	
UNCW	12/30/23	8	0	2	.000	0	1	.000	3	4	.750	1	1	2	1.9	4	0	1	0	0	0	3	4.5	
AUBURN	01/06/24	2	0	0	.000	0	0	.000	0	0	.000	0	0	0	1.8	0	0	0	1	0	0	0	4.2	
at Georgia	01/10/24	0	0	0	.000	0	0	.000	0	0	.000	0	0	0	1.6	1	0	0	0	0	0	0	3.9	
at Florida	01/13/24	23	4	7	.571	0	1	.000	6	10	.600	2	2	4	1.8	2	0	1	1	1	2	14	4.5	
TEXAS A&M	01/16/24	0	0	0	.000	0	0	.000	0	0	.000	0	0	0	1.7	0	0	0	0	0	0	0	4.3	
SOUTH CAROLINA	01/20/24	18	0	2	.000	0	0	.000	0	0	.000	1	0	1	1.6	0	0	1	0	0	1	0	4.0	
at Ole Miss	01/24/24	18	0	5	.000	0	1	.000	0	0	.000	0	2	2	1.7	1	0	3	0	1	0	0	3.8	
KENTUCKY	01/27/24	5	1	3	.333	0	2	.000	0	0	.000	0	0	0	1.6	3	0	0	0	0	0	2	3.7	
at Missouri	01/31/24	*	29	2	2	1.000	0	0	.000	5	6	.833	3	0	3	1.7	2	0	2	3	0	1	9	4.0
at LSU	02/03/24	*	26	2	6	.333	0	0	.000	5	10	.500	1	2	3	1.7	2	0	3	1	0	2	9	4.2
GEORGIA	02/10/24	*	7	1	2	.500	0	1	.000	0	0	.000	1	0	1	1.7	1	0	1	0	0	2	4.1	
TENNESSEE	02/14/24	9	0	3	.000	0	0	.000	1	2	.500	0	0	0	1.6	0	0	0	0	0	1	1	4.0	
at Mississippi St.	02/17/24	3	0	2	.000	0	2	.000	0	0	.000	0	0	0	1.5	2	0	0	0	0	0	0	3.8	
at Texas A&M	02/20/24	23	2	5	.400	1	2	.500	0	0	.000	2	1	3	1.6	4	0	2	1	1	2	5	3.8	
MISSOURI	02/24/24	10	1	3	.333	1	2	.500	1	2	.500	1	0	1	1.6	3	0	0	0	0	0	4	3.8	
VANDERBILT	02/27/24	6	0	2	.000	0	2	.000	0	0	.000	1	0	1	1.6	0	0	0	1	0	0	0	3.7	
Totals		5	361	31	77	.403	2	17	.118	36	58	.621	21	21	42	1.6	46	1	27	20	7	21	100	3.7

LAYDEN BLOCKER CAREER STATISTICS

Year	GP	GS	Min	Avg	FG	FGA	Pct	3FG	3FGA	Pct	FT	FTA	Pct	Off	Def	Tot	Avg	PF	FO	Ast	TO	Blk	Stl	Pts	Avg
2023-24	27	5	361	13.4	31	77	.403	2	17	.118	36	58	.621	21	21	42	1.6	46	1	27	20	7	21	100	3.7

7 DENIJAY HARRIS

@Ni_javvy
@nijavyy

FULL BIO/STATS

F • 6-7 • 200 • Grad. Sr. (1) || Columbus, Ga. (Columbus HS / Southern Miss) Pronounced: Duh-nah-SHAY

The 2023-24 season is his final year of collegiate eligibility ... Graduated from Southern Miss (Summer '23) - Liberal Studies ... Pursuing a second undergraduate degree from Arkansas in Arts & Sciences ... Born on May 29, 2000, in Columbus, Miss. ... Son of Desi and Denise Harris ... Brothers: Devontess & Desi Jr.

- Played three years at Southern Miss (82 games with 43 starts) and helped Southern Miss post a 28-5 record, win the Sun Belt regular-season title and earn an NIT berth in 2023
- Was at Southwest Mississippi CC as a freshman but only played two games before suffering an injury ... Only stayed at SW Mississippi for one semester before transferring to Southern Miss, where he took a medical redshirt in 2019-20.
- On the Department's AD Honor Roll (3.5-3.99 GPA) for Fall 2023.

CAREER DOUBLE-DOUBLES (3)

SENIOR (at Southern Miss)	(3)
01/26/23 • ARKANSAS STATE	11 pts 10 reb
02/24/23 • at Texas State	* 14 pts 10 reb
03/04/23 • vs South Alabama	* 18 pts 12 reb
* - Consecutive games	



2023-24 HIGHLIGHTS

- **ALCORN:** Pulled down seven rebounds in 12 minutes played, going 3-of-6 from the line.
- **@ OLE MISS:** Recorded his first start as a Razorback and played a season-high 13:08 ... Scored two points and had a blocked shot.

DENIJAY HARRIS 2023-24 GAME STATS

Opponent	Date	GS	Min	FG	FGA	Pct	3FG	3A	Pct	FT	FTA	Pct	O	D	Tot	Avg	PF	FO	A	TO	Blk	Stl	Pts	Avg
ALCORN	11/06/23	12	12	1	2	.500	0	0	.000	3	6	.500	3	4	7	7.0	1	0	2	2	0	0	5	5.0
GARDNER-WEBB	11/10/23	2	0	0	0	.000	0	0	.000	0	2	.000	0	0	0	3.5	0	0	1	1	0	0	0	2.5
OLD DOMINION	11/13/23	DNP																						
UNC GREENSBORO	11/17/23	DNP																						
vs Stanford	11/22/23	DNP																						
vs Memphis	11/23/23	DNP																						
vs North Carolina	11/24/23	0	0	0	0	.000	0	0	.000	0	0	.000	0	0	0	2.3	0	0	0	0	0	0	0	1.7
DUKE	11/29/23	DNP																						
FURMAN	12/04/23	DNP																						
vs Oklahoma	12/09/23	DNP																						
vs Lipscomb	12/16/23	0	0	0	0	.000	0	0	.000	0	0	.000	0	0	0	1.8	0	0	0	0	0	0	0	1.3
ABILENE CHRISTIAN	12/21/23	DNP																						
UNCW	12/30/23	2	0	0	0	.000	0	0	.000	0	0	.000	0	0	0	1.4	0	0	0	0	0	0	0	1.0
AUBURN	01/06/24	3	0	1	1	.000	0	0	.000	0	0	.000	0	0	0	1.2	0	0	0	0	0	0	0	0.8
at Georgia	01/10/24	DNP																						
at Florida	01/13/24	4	0	0	0	.000	0	0	.000	0	0	.000	0	0	0	1.0	0	0	0	0	0	0	0	0.7
TEXAS A&M	01/16/24	DNP																						
SOUTH CAROLINA	01/20/24	1	0	0	0	.000	0	0	.000	0	0	.000	0	0	0	0.9	0	0	0	0	0	0	0	0.6
at Ole Miss	01/24/24	* 13	1	1	1	1.000	0	0	.000	0	0	.000	1	0	1	0.9	0	0	0	0	1	0	2	0.8
KENTUCKY	01/27/24	DNP																						
at Missouri	01/31/24	0	0	0	0	.000	0	0	.000	0	0	.000	0	0	0	0.9	0	0	0	0	0	0	0	0.8
at LSU	02/03/24	11	0	0	0	.000	0	0	.000	0	0	.000	0	1	1	0.8	3	0	0	0	0	0	0	0.6
GEORGIA	02/10/24	DNP																						
TENNESSEE	02/14/24	DNP																						
at Mississippi St.	02/17/24	DNP																						
at Texas A&M	02/20/24	DNP																						
MISSOURI	02/24/24	DNP																						
VANDERBILT	02/27/24	DNP																						
Totals		1	48	2	4	.500	0	0	.000	3	8	.375	4	5	9	0.8	4	0	3	3	1	0	7	0.6

HARRIS' PERSONAL BESTS

POINTS	Season: 5	vs Alcorn State (11/06/23)
	Career: 22	at Arkansas State (01/23/23)
	SEC: 2	at Ole Miss (01/24/24)
FG MADE	Season: 1 (2x)	LAT at Ole Miss (01/24/24)
	Career: 10	at Arkansas State (01/23/23)
	SEC: 1	at Ole Miss (01/24/24)
FG ATTEMPTED	Season: 2	vs Alcorn State (11/06/23)
	Career: 15	at Arkansas State (01/23/23)
	SEC: 1 (2x)	at Ole Miss (01/24/24)
3-POINT FG MADE	Season: --	
	Career: --	
	SEC: --	
3-PT FG ATTEMPTS	Season: --	
	Career: 1 (2x)	LAST at Liberty (11/18/22)
	SEC: --	
FT MADE	Season: 3	vs Alcorn State (11/06/23)
	Career: 5 (2x)	LAST vs UTEP (02/19/22)
	SEC: --	
FT ATTEMPTED	Season: 6	vs Alcorn State (11/06/23)
	Career: 7	vs UAB (02/02/22)
	SEC: --	
REBOUNDS	Season: 7	vs Alcorn State (11/06/23)
	Career: 14	vs Georgia Southern (02/18/23)
	SEC: 1 (2x)	LAST at LSU (02/03/24)
ASSISTS	Season: 2	vs Alcorn State (11/06/23)
	Career: 3	at Rice (02/26/22)
	SEC: --	
STEALS	Season: --	
	Career: 3	vs UL Monroe (12/19/20)
	SEC: --	
BLOCKED SHOTS	Season: 1	at Ole Miss (01/24/24)
	Career: 1 (13x)	LAST at Ole Miss (01/24/24)
	SEC: --	
MINUTES	Season: 13:08	at Ole Miss (01/24/24)
	Career: 37:35	vs South Alabama (03/04/23)
	SEC: 13:08	at Ole Miss (01/24/24)

DENIJAY HARRIS CAREER STATISTICS

Year	GP	GS	Min	Avg	FG	FGA	Pct	3FG	3FGA	Pct	FT	FTA	Pct	Off	Def	Tot	Avg	PF	FO	Ast	TO	Blk	Stl	Pts	Avg
2020-21 (USM)	22	8	376	17.1	29	60	.483	0	1	.000	16	26	.615	31	66	97	4.4	25	0	9	21	2	13	74	3.4
2021-22 (USM)	32	13	458	14.3	36	78	.462	0	0	.000	20	34	.588	21	54	75	2.3	45	0	20	32	5	14	92	2.9
2022-23 (USM)	28	22	676	24.1	104	185	.562	0	1	.000	40	59	.678	52	107	159	5.7	33	0	17	44	5	16	248	8.9
2023-24 (ARK)	11	1	48	4.4	2	4	.500	0	0	.000	3	8	.375	4	5	9	0.8	4	0	3	3	1	0	7	0.6
TOTAL	93	44	1558	16.8	171	327	.523	0	1	.000	79	127	.622	108	232	340	3.7	107	0	49	100	13	43	421	4.5

8 CHANDLER LAWSON

@chandlerlawson0
@chandlerlawson

FULL BIO/STATS

F • 6-8 • 210 • Grad. Sr. (1) || Memphis, Tenn. (Wooddale HS / Memphis)

2023-24 is his final year of collegiate eligibility ... Graduated from Memphis (2023) - Interdisciplinary Studies ... Pursuing a second undergraduate degree from Arkansas in Arts & Sciences ... Born on Oct. 3, 2000, in Memphis, Tenn. ... Son of Keelon & Dedra Lawson ... Brothers: K.J. (Memphis, Kansas, Tulane), Deric (Memphis, Kansas) & Jonathan (Memphis, Creighton). Sisters: Kristian & Daiyana

- A four-time high school champion and has played in three NCAA Tournaments
- Played his first two seasons at Oregon before returning home to pay for the Memphis Tigers ... Has played 111 career games with 44 starts and scored 483 points with 398 rebounds.
- On the Department's Honor Roll (3.0-3.49 GPA) for Fall 2023.


N THE RANKINGS	No.	SEC
Blocked Shots	27	13h
Blocks/gm	0.95	16th

2023-24 HIGHLIGHTS

- **STANFORD:** Had a **career high in rebounds (13)** and had a then career-high blocked shots (5) ... In the second half, had eight rebounds and four blocked shots ... Added nine points.
- **MEMPHIS:** Tied his season high with five points versus his former team.
- **UNC:** Led the team with two assists.
- **DUKE:** Was outstanding facing All-American Kyle Filipowski with a **career-high six blocked shots** ... Had seven points and eight rebounds.
- **FURMAN:** Had a **career-high 19 points** (8-of-10 FG; 1-of-2 3PT) with three blocked shots.
- **ACU:** Just missed a double with 10 rebounds and nine points ... Added two blocked shots ... Was +18 in the second half and +17 for the game.
- **TEXAS A&M:** Was second on the team with a +7 as he posted a **season-high four assists** with five rebounds.
- **SOUTH CAROLINA:** Led the team with seven rebounds and added a blocked shot.
- **KENTUCKY:** Pulled down seven rebounds and added two assists and two steals ... Also drained a 3-pointer.
- **MISS STATE:** Had six rebounds, two assists and a blocked shot.
- **TEXAS A&M:** Did not score (0-of-1 FG) but, in 19:52, had five rebonds, two assists and two blocked shots.

CAREER DOUBLE-DOUBLES (1)

FRESHMAN (at Oregon) (1)
01/18/20 • at Washington 16 pts 12 reb



LAWSON'S PERSONAL BESTS

POINTS	
Season: 19	vs Furman (12/04/23)
Career: 19	vs Furman (12/04/23)
SEC: 6	at Missouri (01/31/24)
FG MADE	
Season: 8	vs Furman (12/04/23)
Career: 10 (2x)	LAST vs Richmond (11/22/22)
SEC: 3	at Missouri (01/31/24)
FG ATTEMPTED	
Season: 10	vs Furman (12/04/23)
Career: 12	vs Washington (01/18/20)
SEC: 6	vs South Carolina (01/20/24)
3-POINT FG MADE	
Season: 1 (6x)	LAST at LS (02/03/24)
Career: 3	vs Houston (03/05/23)
SEC: 1 (3x)	LAST at LS (02/03/24)
3-PT FG ATTEMPTS	
Season: 3	vs Auburn (01/06/24)
Career: 3 (2x)	vs Auburn (01/06/24)
SEC: 3	vs Auburn (01/06/24)
FT MADE	
Season: 2 (2x)	LAST vs Tennessee (02/14/24)
Career: 5	vs Colorado (02/18/21)
SEC: 2	vs Tennessee (02/14/24)
FT ATTEMPTED	
Season: 4	at LSU (02/03/24)
Career: 7	vs Colorado (02/18/21)
SEC: 4	at LSU (02/03/24)
REBOUNDS	
Season: 13	vs Stanford (11/22/23)
Career: 13	vs Stanford (11/22/23)
SEC: 7 (2x)	LAST vs Kentucky (01/27/24)
ASSISTS	
Season: 4	vs Texas A&M (01/16/24)
Career: 5 (3)	LAST vs Washington (02/06/21)
SEC: 4	vs Texas A&M (01/16/24)
STEALS	
Season: 1 (8x)	LAST vs Tennessee (02/14/24)
Career: 3	LAST vs UCF (02/16/22)
SEC: 1 (3x)	LAST vs Tennessee (02/14/24)
BLOCKED SHOTS	
Season: 6	vs Duke (11/29/23)
Career: 6	vs Duke (11/29/23)
SEC: 2 (2x)	LAST at Texas A&M (02/20/24)
MINUTES	
Season: 35:55	vs Stanford (11/22/23)
Career: 44:51	vs Southern Cal (01/23/20)
SEC: 27:15	vs Texas A&M (01/16/24)

CHANDLER LAWSON 2023-24 GAME STATS

Opponent	Date	GS	Min	FG	FGA	Pct	3FG	3A	Pct	FT	FTA	Pct	O	D	Tot	Avg	PF	FO	A	TO	Blk	Stl	Pts	Avg
ALCORN	11/06/23	*	7	0	0	.000	0	0	.000	2	2	1.000	1	1	2	2.0	0	0	0	1	0	1	2	2.0
GARDNER-WEBB	11/10/23	*	10	2	2	1.000	1	1	1.000	0	0	.000	1	2	3	2.5	4	0	0	0	0	1	5	3.5
OLD DOMINION	11/13/23	*	7	1	1	1.000	0	0	.000	0	0	.000	0	2	2	2.3	1	0	0	1	1	0	2	3.0
UNC GREENSBORO	11/17/23	10	0	0	.000	0	0	.000	0	0	.000	0	1	1	2.0	3	0	0	1	1	0	0	2.3	
vs Stanford	11/22/23	36	4	7	.571	0	0	.000	1	2	.500	5	8	13	4.2	4	0	0	0	5	0	9	3.6	
vs Memphis	11/23/23	10	2	4	.500	0	0	.000	1	2	.500	1	2	3	4.0	2	0	0	0	0	0	5	3.8	
vs North Carolina	11/24/23	19	2	5	.400	0	1	.000	0	1	.000	1	2	3	3.9	3	0	2	1	0	0	4	3.9	
DUKE	11/29/23	*	29	3	8	.375	0	0	.000	1	2	.500	3	5	8	4.4	4	0	1	1	6	1	7	4.3
FURMAN	12/04/23	*	18	8	10	.800	1	2	.500	2	2	1.000	1	2	3	4.2	1	0	1	1	3	1	19	5.9
vs Oklahoma	12/09/23	*	9	0	1	.000	0	0	.000	0	0	.000	0	0	0	3.8	1	0	0	1	1	0	5.3	
vs Lipscomb	12/16/23	*	7	2	3	.667	0	1	.000	0	0	.000	0	1	1	3.5	0	0	0	0	0	0	4	5.2
ABILENE CHRISTIAN	12/21/23	*	24	4	6	.667	1	2	.500	0	0	.000	0	10	10	4.1	0	0	1	1	2	0	9	5.5
UNCW	12/30/23	*	10	1	2	.500	0	0	.000	1	3	.333	2	3	5	4.2	2	0	1	0	1	0	3	5.3
AUBURN	01/06/24	*	13	1	4	.250	1	3	.333	0	0	.000	0	0	0	3.9	2	0	0	2	0	1	3	5.1
at Georgia	01/10/24	2	0	1	.000	0	0	.000	0	0	.000	0	0	0	3.6	0	0	0	1	0	0	0	4.8	
at Florida	01/13/24	1	0	0	.000	0	0	.000	0	0	.000	0	0	0	3.4	0	0	0	0	0	0	0	4.5	
TEXAS A&M	01/16/24	*	27	1	1	1.000	0	0	.000	0	2	.000	0	5	5	3.5	5	1	4	0	1	0	2	4.4
SOUTH CAROLINA	01/20/24	*	25	2	6	.333	0	1	.000	0	0	.000	1	6	7	3.7	3	0	1	0	1	0	4	4.3
at Ole Miss	01/24/24	*	6	1	2	.500	0	0	.000	0	0	.000	0	0	0	3.5	0	0	0	0	0	1	2	4.2
KENTUCKY	01/27/24	*	26	2	5	.400	1	2	.500	0	0	.000	0	7	7	3.7	3	0	2	1	2	0	5	4.3
at Missouri	01/31/24	*	16	3	4	.750	0	0	.000	0	0	.000	2	1	3	3.6	0	0	0	0	0	0	6	4.3
at LSU	02/03/24	*	20	2	4	.500	1	1	1.000	1	4	.250	1	1	2	3.5	1	0	0	1	0	0	6	4.4
GEORGIA	02/10/24	*	7	2	2	1.000	0	0	.000	0	0	.000	0	0	0	3.4	3	0	0	0	0	0	4	4.4
TENNESSEE	02/14/24	*	13	0	2	.000	0	0	.000	2	2	1.000	2	0	2	3.3	2	0	0	0	0	1	2	4.3
at Mississippi St.	02/17/24	*	20	1	3	.333	0	0	.000	0	0	.000	1	5	6	3.4	2	0	2	0	1	1	2	4.2
at Texas A&M	02/20/24	*	20	0	1	.000	0	0	.000	0	0	.000	0	5	5	3.5	3	0	2	0	2	0	0	4.0
MISSOURI	02/24/24	*	10	0	2	.000	0	0	.000	1	2	.500	0	1	1	3.4	0	0	1	0	0	0	1	3.9
VANDERBILT	02/27/24	*	10	1	1	1.000	0	0	.000	0	0	.000	0	0	0	3.3	3	0	0	1	0	0	2	3.9
Totals		22	412	45	87	.517	6	14	.429	12	24	.500	22	70	92	3.3	52	1	18	13	27	9	108	3.9

CHANDLER LAWSON CAREER STATISTICS

Year	GP	GS	Min	Avg	FG	FGA	Pct	3FG	3FGA	Pct	FT	FTA	Pct	Off	Def	Tot	Avg	PF	FO	Ast	TO	Blk	Stl	Pts	Avg
2019-20 (ORE)	31	12	604	19.5	56	108	.519	1	1	1.000	26	40	.650	40	81	121	3.9	56	0	41	25	14	21	139	4.5
2020-21 (ORE)	28	8	507	18.1	50	98	.510	4	11	.364	18	36	.500	25	58	83	3.0	45	1	22	22	12	14	122	4.4
2021-22 (UM)	17	0	140	8.2	9	19	.474	0	2	.000	9	19	.474	8	29	37	2.2	12	0	8	7	9	7	27	1.6
2022-23 (UM)	35	24	683	19.5	68	120	.567	7	14	.500	32	52	.615	47	110	157	4.5	77	0	27	34	19	25	175	5.0
2023-24 (ARK)	28	22	412	14.7	45	87	.517	6	14	.429	12	24	.500	22	70	92	3.3	52	1	18	13	27	9	108	3.9
TOTAL	139	66	2346	16.9	228	432	.528	18	42	.429	97	171	.567	142	348	490	3.5	242	2	116	101	81	76	571	4.1

10 BAYE FALL

@thebayefall21
@3a4e_4all

FULL BIO/STATS

F • 6-11 • 200 • Fr. (4) || Dakar, Sengal (Accelerated Schools (Denver))

Including 2023-24, has FOUR years of collegiate eligibility ... Major: Arts & Sciences ... Born on Dec. 27, 2003 in Guédiawaye, Senegal ... Son of Malle Fall and Awa Ly • Brother: Take. Sister: Ndey ... **SPEAKS 10 LANGUAGES/DIALCTS:** French, Wolof, English, Spanish, German & dialects Jola-Fonyi, Mandinka, Mandjak, Pulaar, Serer & Soninke

• 2023 McDonald's All-American ... Selected to play in the 2023 Nike Hoop Summit ... Played in the Grind Session All-Star Game

2023-24 HIGHLIGHTS

- **ALCORN:** Had two blocked shots and two steals and added four rebounds
- **GWU:** Added two more blocked shots and four more rebounds, adding one steal
- **UNC:** Provided some energy off the bench in the first half with a rebound and a blocked shot ... Was +4 in his 3:03 played.
- **@ MISS STATE:** Had a blocked shot and altered two in 2:46 played.



FALL'S PERSONAL BESTS

POINTS	Career: 4 vs Alcorn State (11/06/23)
SEC:	1 (3x) LAST vs Tennessee (02/14/24)
FG MADE	Career: 1 vs Alcorn State (11/06/23)
SEC:	--
FG ATTEMPTED	Career: 2 vs Alcorn State (11/06/23)
SEC:	--
3-POINT FG MADE	Career: --
SEC:	--
3-PT FG ATTEMPTS	Career: --
SEC:	--
FT MADE	Career: 2 vs Alcorn State (11/06/23)
SEC:	1 (3x) LAST vs Tennessee (02/14/24)
FT ATTEMPTED	Career: 6 vs Alcorn State (11/06/23)
SEC:	3 at Ole Miss (01/24/24)
REBOUNDS	Career: 4 (2x) LAST vs Gardner-Webb (11/10/23)
SEC:	1 (2x) LAST vs Tennessee (02/14/24)
ASSISTS	Career: --
SEC:	--
STEALS	Career: 2 vs Alcorn State (11/06/23)
SEC:	--
BLOCKED SHOTS	Career: 2 (2x) LAST vs Gardner-Webb (11/10/23)
SEC:	1 at Mississippi State (02/17/24)
MINUTES	Career: 9:35 vs Gardner-Webb (11/10/23)
SEC:	6:08 at Ole Miss (01/24/24)

BAYE FALL 2023-24 GAME STATS

Opponent	Date	GS	Min	FG	FGA	Pct	3FG	3A	Pct	FT	FTA	Pct	O	D	Tot	Avg	PF	FO	A	TO	Blk	Stl	Pts	Avg
ALCORN	11/06/23	9	1	2	.500	0	0	.000	2	6	.333	1	3	4	4.0	5	1	0	2	2	2	4	4.0	
GARDNER-WEBB	11/10/23	10	0	0	.000	0	0	.000	0	2	.000	1	3	4	4.0	3	0	0	2	2	1	0	2.0	
OLD DOMINION	11/13/23	DNP																						
UNC GREENSBORO	11/17/23	DNP																						
vs Stanford	11/22/23	DNP																						
vs Memphis	11/23/23	DNP																						
vs North Carolina	11/24/23	3	0	0	.000	0	0	.000	0	0	.000	0	1	1	3.0	0	0	0	0	1	0	0	1.3	
DUKE	11/29/23	1	0	0	.000	0	0	.000	0	0	.000	1	0	1	2.5	0	0	0	0	0	0	0	1.0	
FURMAN	12/04/23	DNP																						
vs Oklahoma	12/09/23	DNP																						
vs Lipscomb	12/16/23	DNP																						
ABILENE CHRISTIAN	12/21/23	DNP																						
UNCW	12/30/23	DNP																						
AUBURN	01/06/24	4	0	0	.000	0	0	.000	1	2	.500	0	0	0	2.0	0	0	0	0	0	0	1	1.0	
at Georgia	01/10/24	DNP																						
at Florida	01/13/24	5	0	0	.000	0	0	.000	0	0	.000	0	0	0	1.7	2	0	0	0	0	0	0	0.8	
TEXAS A&M	01/16/24	DNP																						
SOUTH CAROLINA	01/20/24	DNP																						
at Ole Miss	01/24/24	6	0	0	.000	0	0	.000	1	3	.333	1	0	1	1.6	0	0	0	1	0	0	1	0.9	
KENTUCKY	01/27/24	DNP																						
at Missouri	01/31/24	DNP																						
at LSU	02/03/24	DNP																						
GEORGIA	02/10/24	DNP																						
TENNESSEE	02/14/24	4	0	0	.000	0	0	.000	1	2	.500	1	0	1	1.5	0	0	0	0	0	0	1	0.9	
at Mississippi St.	02/17/24	3	0	0	.000	0	0	.000	0	0	.000	0	0	0	1.3	0	0	0	1	1	0	0	0.8	
at Texas A&M	02/20/24	DNP																						
MISSOURI	02/24/24	DNP																						
VANDERBILT	02/27/24	DNP																						
Totals		0	45	1	2	.500	0	0	.000	5	15	.333	5	7	12	1.3	10	1	0	6	6	3	7	0.8

BAYE FALL CAREER STATISTICS

Year	GP	GS	Min	Avg	FG	FGA	Pct	3FG	3FGA	Pct	FT	FTA	Pct	Off	Def	Tot	Avg	PF	FO	Ast	TO	Blk	Stl	Pts	Avg
2023-24	9	0	45	5.0	1	2	.500	0	0	.000	5	15	.333	5	7	12	1.3	10	1	0	6	6	3	7	0.8

11 JALEN GRAHAM

F • 6-10 • 220 • 5th Yr Sr. (1) || Phoenix, Ariz. (Mountain Pointe HS / Arizona State)

@jalengraham5
@jalengrahamm

FULL BIO/STATS

The 2023-24 season is his final year of collegiate eligibility ... Major: Sociology ... Born on April 4, 2001, in Le Grande, Ore. ... The son Susie Graham. Brother: Devin. Twin Sister: Jenah

- Second team All-PAC 12 as a junior at Arizona State (2021-22).
- Joined the Razorback program for 2022-23 after playing three seasons at Arizona State
- Played in 31 games for the Razorbacks in 2022-23 and scored 161 points, making 74-of-113 field goals ... His season FG% of .655 (74-of-113) ranks 7th on the school's single-season list
- Has missed seven games this year due to injury ... (1) Missed 4 games - Did not play in the UCG loss and missed the trip to the Bahamas due to back spasms ... (2) Missed 3 games - Injured his shoulder during the Tennessee game and missed each of the last three.

CAREER DOUBLE-DOUBLES (4)

SOPHOMORE (at ASU)	(3)
01/25/21 • at Arizona State	14 pts 11 reb
02/14/21 • at Oregon State	14 pts 11 reb
02/27/21 • WASHINGTON STATE	11 pts 12 reb
JUNIOR (at ASU)	(1)
02/05/22 • UCLA	16 pts 10 reb



2023-24 HIGHLIGHTS

- **ALCORN:** Led the team with eight rebounds (six defensive) in 13:58 played ... Only led the team in rebounding twice in 2022-23.
- **OKLAHOMA:** Had a strong showing with 8 points (4-of-5 FG) with five rebounds, two assists and two blocked shots.
- **LIPSCOMB:** Had season highs in points (11), field goals made (5), field goals attempts-tied (6) and blocked shots (2) ... Was a team-best +8.
- **ACU:** Scored five of his seven points in the second half to help Arkansas in the come-from-behind win ... Added two blocked shots.
- **UNCW:** Scored a then season-high 16 points (7-of-11 FG also season highs) with six rebounds (three offensive) and a blocked shot ... Played a season-high 26:58.
- **AUBURN:** Got his first start as a Razorback ... Was the only Hog with a positive plus/minus (+1) in the 32-point loss ... Had four offensive rebounds - six total - and added two steals.
- **@ FLORIDA:** Scored 10 points for his third game in double figures this season and added two blocked shots.
- **@ MIZZOU:** Played his best overall game as a Razorback ... Scored 13 points with four assists (his most as a Razorback), a career-high four steals and three blocked shots - tying his most in an SEC game.
- **@ LSU:** Had a season-high 18 points, going 8-of-14 from the field ... Played 30:27, his most as a Razorback, his ninth time to play 30-plus minutes in his career and first time since 2022 ... Eight field goals made was a season-high and his 14 attempts were one shy of his career high ... Added two steals and two blocked shots.
- **GEORGIA:** Played a key role in Arkansas leading by five at halftime ... Led the team with 10 points in the period, finishing with 11.

GRAHAM'S PERSONAL BESTS

POINTS	Season: 18	at LSU (02/3/24)
	Career: 26	vs Florida (02/18/23)
	SEC: 26	vs Florida (02/18/23)
FG MADE	Season: 8	at LSU (02/3/24)
	Career: 12	vs Florida (02/18/23)
	SEC: 12	vs Florida (02/18/23)
FG ATTEMPTED	Season: 14	at LSU (02/3/24)
	Career: 15	vs Florida (02/18/23)
	SEC: 15	vs Florida (02/18/23)
3-POINT FG MADE	Season: --	
	Career: 1	vs Oregon (02/17/22)
	SEC: --	
3-PT FG ATTEMPTS	Season: 1	at LSU (02/3/24)
	Career: 2 (2x)	last vs Oregon (02/17/22)
	SEC: 1 (3x)	LAST at LSU (02/3/24)
FT MADE	Season: 3	vs Abilene Christian (12/21/23)
	Career: 6 (2x)	last vs Stanford (03/05/22)
	SEC: 2	vs Florida (02/18/23)
FT ATTEMPTED	Season: 4	vs Abilene Christian (12/21/23)
	Career: 8 (2x)	last vs Stanford (03/05/22)
	SEC: 5	at Auburn (01/07/23)
REBOUNDS	Season: 8	vs Alcorn State (11/06/23)
	Career: 12	vs Washington State (02/27/21)
	SEC: 7	vs Florida (02/18/23)
ASSISTS	Season: 4	at Missouri (01/31/24)
	Career: 6	vs UCLA (02/05/22)
	SEC: 4	at Missouri (01/31/24)
STEALS	Season: 4	at Missouri (01/31/24)
	Career: 4	at Missouri (01/31/24)
	SEC: 4	at Missouri (01/31/24)
BLOCKED SHOTS	Season: 3	at Missouri (01/31/24)
	Career: 5	vs Colorado (11/08/19)
	SEC: 3 (2x)	LAST at Missouri (01/31/24)
MINUTES	Season: 30:27	at LSU (02/3/24)
	Career: 39:36	vs UCLA (02/05/22)
	SEC: 30:27	at LSU (02/3/24)

JALEN GRAHAM 2023-24 GAME STATS																								
Opponent	Date	GS	Min	FG	FGA	Pct	3FG	3A	Pct	FT	FTA	Pct	O	D	Tot	Avg	PF	FO	A	TO	Blk	Stl	Pts	Avg
ALCORN	11/06/23	14	4	6	.667	0	0	.000	0	2	.000	2	6	8	8.0	0	0	0	0	0	0	0	8	8.0
GARDNER-WEBB	11/10/23	8	2	3	.667	0	0	.000	0	1	.000	1	2	3	5.5	1	0	0	0	1	0	0	4	6.0
OLD DOMINION	11/13/23	6	1	3	.333	0	0	.000	0	0	.000	0	0	0	3.7	1	0	0	0	0	0	0	2	4.7
UNC GREENSBORO	11/17/23	DNP	Inj																					
vs Stanford	11/22/23	DNP	Inj																					
vs Memphis	11/23/23	DNP	Inj																					
vs North Carolina	11/24/23	DNP	Inj																					
DUKE	11/29/23	2	0	1	.000	0	0	.000	0	0	.000	0	0	0	2.8	2	0	0	0	0	1	0	0	3.5
FURMAN	12/04/23	9	1	3	.333	0	0	.000	0	0	.000	2	1	3	2.8	2	0	0	0	0	0	0	2	3.2
vs Oklahoma	12/09/23	16	4	5	.800	0	0	.000	0	0	.000	2	3	5	3.2	1	0	2	0	2	0	0	8	4.0
vs Lipscomb	12/16/23	15	5	6	.833	0	0	.000	1	2	.500	0	1	1	2.9	2	0	1	1	2	0	0	11	5.0
ABILENE CHRISTIAN	12/21/23	13	2	2	1.000	0	0	.000	3	4	.750	2	1	3	2.9	2	0	0	2	2	0	0	7	5.3
UNCW	12/30/23	26	7	11	.636	0	0	.000	2	2	1.000	3	3	6	3.2	2	0	0	2	1	0	0	16	6.4
AUBURN	01/06/24	* 20	2	8	.250	0	0	.000	0	0	.000	4	2	6	3.5	2	0	0	0	0	2	4	6.2	
at Georgia	01/10/24	12	4	8	.500	0	0	.000	1	6	.167	1	0	1	3.3	1	0	0	1	1	0	0	9	6.5
at Florida	01/13/24	21	4	8	.500	0	0	.000	2	4	.500	2	3	5	3.4	1	0	0	0	2	0	0	10	6.8
TEXAS A&M	01/16/24	4	0	0	.000	0	0	.000	0	0	.000	0	0	0	3.2	2	0	0	0	1	0	0	0	6.2
SOUTH CAROLINA	01/20/24	6	1	1	1.000	0	0	.000	1	2	.500	0	0	0	2.9	2	0	1	1	1	0	0	3	6.0
at Ole Miss	01/24/24	13	3	3	1.000	0	0	.000	0	2	.000	2	0	2	2.9	3	0	2	0	1	0	0	6	6.0
KENTUCKY	01/27/24	* 18	4	7	.571	0	0	.000	0	0	.000	0	2	2	2.8	4	0	0	2	1	1	8	6.1	
at Missouri	01/31/24	* 26	6	11	.545	0	0	.000	1	2	.500	1	0	1	2.7	5	1	4	3	3	4	13	6.5	
at LSU	02/03/24	* 30	8	14	.571	0	1	.000	2	3	.667	1	3	4	2.8	3	0	1	2	2	2	18	7.2	
GEORGIA	02/10/24	14	4	7	.571	0	0	.000	3	6	.500	1	2	3	2.8	1	0	0	0	0	0	11	7.4	
TENNESSEE	02/14/24	* 23	4	9	.444	0	0	.000	0	1	.000	1	6	7	3.0	3	0	2	2	1	1	8	7.4	
at Mississippi St.	02/17/24	DNP	Inj																					
at Texas A&M	02/20/24	DNP	Inj																					
MISSOURI	02/24/24	DNP	Inj																					
VANDERBILT	02/27/24	DNP																						
Totals		5	296	66	116	.569	0	1	.000	16	37	.432	25	35	60	3.0	40	1	13	16	21	11	148	7.4

JALEN GRAHAM CAREER STATISTICS

Year	GP	GS	Min	Avg	FG	FGA	Pct	3FG	3FGA	Pct	FT	FTA	Pct	Off	Def	Tot	Avg	PF	FO	Ast	TO	Blk	Stl	Pts	Avg
2019-20 (ASU)	28	2	304	10.9	42	61	.689	0	0	.000	5	14	.357	34	43	77	2.8	49	0	11	21	29	6	89	3.2
2020-21 (ASU)	21	19	512	24.4	72	131	.550	0	1	.000	26	45	.578	37	69	106	5.0	68	4	9	27	34	9	170	8.1
2021-22 (ASU)	29	22	682	23.5	124	255	.486	1	18	.056	38	72	.528	35	97	132	4.6	85	2	50	52	27	23	287	9.9
2022-23 (ARK)	31	0	290	9.4	74	113	.655	0	3	.000	13	35	.371	23	47	70	2.3	38	0	14	35	14	12	161	5.2
2023-24 (ARK)	20	5	296	14.8	66	116	.569	0	1	.000	16	37	.432	25	35	60	3.0	40	1	13	16	21	11	148	7.4
TOTAL	129	48	2084	16.2	333	676	.493	1	23	.043	98	203	.483	154	291	445	3.4	280	7	97	151	125	61	765	5.9

12 TRAMON MARK

@realbuckets11
@tramonmark

FULL BIO/STATS

Pronounced: Truh-Mon

Including 2023-24, has THREE years of collegiate eligibility ... Major: Sociology ... Born on Sept. 30, 2001, in Nassau Bay, Texas ... Son of Truitt and Vertresa Mark ... Brother: Ivory. Sister: Chloe

• 1 OF 20 ON THE JERRY WEST SHOOTING GUARD OF THE YEAR PRESEASON WATCH LIST

• NAMED TO THE FIVE-MAN BATTLE 4 ATLANTIS ALL-TOURNAMENT TEAM

• Played 76 games with 41 starts in two-plus seasons at Houston (Only played 7 gms in 2021-22 due to a season-ending shoulder injury) ... Played in all 32 games as a freshman as the Cougars reached the Final Four ... Last season, helped #1 seed Cougars reached the NCAA Sweet 16

- Was injured in the final minutes vs North Carolina (after he had scored 34 points) ... Missed two games: Duke (lower back) and at Ole Miss (migraine).
- Scored in double figures in 16 of last 17 games ... Only scored six points at Miss State to snap a streak of 13 games

IN THE SEC RANKINGS

7th in PPG (16.8 avg) 7th in FG% (.493) 8th in FT Made (116 - missed 2 gms) 12th in FG Made (146 - missed 2 gms)
• In SEC Games ONLY 9th in steals (1.50) 8th in Def Reb (4.43) 13th in scoring (16.71) 9th in BLKS (1.21) 14th in FT% (.818) 15th in FG% (.446)

2023-24 HIGHLIGHTS

- **ALCORN:** Made a **career-high four 3-pointers** (4-of-6) with three assists and a season high 6 boards
- **UNCG:** Scored a season-best 21 points ... Tied his **career-high with nine FG made** and played a **career-high 37:53**.
- **BATTLE 4 ATLANTIS: NAMED TO THE FIVE-MAN ALL-TOURNAMENT TEAM ... STANFORD:** Just missed his career high with a team-best 25 points ... **Made (12) and attempted (15) career highs at the free throw line** ... Scored 19 of his 25 points in the second half and the overtimes ... Made a 3-pointer with 2:06 left in regulation to tie the game at 54 ... His layup with 19 seconds left proved to be the game winner ... **Played a career-high 41:08 ... UNC:** Scored a then career-high 34 points, making a **career-high 13 FG (13-of-17) and tied career-high with 4 3's made (4-of-6)** ... Scored 20 in the first half, going 8-of-8 from the field (2-of-2 3PT) ... Also led the team with five rebounds.
- **FURMAN:** After missing the Duke game, came off the bench to play 26:27 ... Scored seven points with two assists and two steals.
- **LIPSCOMB:** Came off the bench and led the team with 17 points (15 in the first half) ... Made his first three 3's ... Added three rebounds and three assists.
- **ACU:** Recorded his **first career double-double** with 25 points and a **career-high 11 rebounds** ... Played all 20 minutes of the second half, scoring 17 points (7-of-9 FG / 2-of-2 3PT) and grabbing seven rebounds, as Arkansas turned a seven-point halftime deficit into a 10-point win.
- **UNCW:** His solid game was lost in the shuffle of three other impressive performances ... Scored 18 points (5-of-8 FG / 1-of-2 3PT / 7-of-8 FT).
- **@ GEORGIA: Produced his best overall game** ... Led the team in scoring (24 points), rebounds (7) and steals (3) while tying for the team lead in assists (3) and blocked shots (3) ... **His three blocked shots are a career high** and while both his **three assists and three steals tied season highs** ... Was 10-of-10 at the free throw line and is 1 of 5 Razorbacks to go at least 10-of-10 at the free throw line in an SEC game ... Scored 18 of his points in the second half (going 8-of-8 at the line).
- **TEXAS A&M:** Had a **career-high 35 points - including the game winner with 1.1 seconds left** - to lead Arkansas to the win ... In fact, he scored all nine of Arkansas' final 9 points inside the final 3:43 ... Had **career highs in free throws made (17) and attempted (22)** ... The 17 FT made ties for 5th all-time in school history and ties for 2nd in SEC game ... The 22 FTA ties for 3rd all-time by a Razorback and ties the record for SEC game ... Played all 40 minutes ... **Tied his career-high with three blocked shots** and added five rebounds.
- **SOUTH CAROLINA:** Led Arkansas with 18 points (2-of-3 3PT and 4-4 FT), 16 coming in the second half.
- **KENTUCKY:** Just missed a double-double with 11 points and eight rebounds (his 2nd-best total of the season) ... Led the team with three assists and had two steals.
- **@ MIZZOU:** Led the team with 22 points (8-of-13 FG and 6-of-8 FT) ... Added three steals and two blocked shots ... With the Tigers making a charge, Markk scored 16 of his 22 in the second half with all four of his rebounds and two steals.
- **@ LSU:** Scored a team-high 20 points, going 7-of-13 from the field and 5-of-5 at the line ... Also led the team with six rebounds and tied for the lead with two steals.
- **GEORGIA:** Scored 13 points, 11 in the second half, and tied for the team lead with five rebounds and three steals (tying a season high) ... Added two assists and two steals ... Scored seven points inside the final seven minutes with a rebound, assist and a steal.
- **@ TEXAS A&M:** Scored 26 points, including 22 in the second half ... Made 2-of-3 3PT and 8-of-10 FT ... Dished out a **season-high 5 assists** ... Added six rebounds.
- **MIZZOU:** Scored 10 points, making a pair of 3's, while adding seven rebounds and three assists.
- **VANDY:** Scored 15 points, going 8-of-8 from the line ... Led the team with six rebounds.

DOUBLE-DOUBLES (1)

JUNIOR (at ARK) (1)
12/21/23 • ABILENE CHRISTIAN 25 pts 11 reb



MARK'S PERSONAL BESTS

POINTS	
Season: 35	vs Texas A&M (01/16/24)
Career: 35	vs Texas A&M (01/16/24)
SEC: 35	vs Texas A&M (01/16/24)
FG MADE	
Season: 13	vs North Carolina (11/24/23)
Career: 13	vs North Carolina (11/24/23)
SEC: 8 (3x)	LAST at Texas A&M (02/20/24)
FG ATTEMPTED	
Season: 17 (2x)	LAST vs Kentucky (01/27/24)
Career: 17 (4x)	LAST vs Kentucky (01/27/24)
SEC: 17	vs Kentucky (01/27/24)
3-POINT FG MADE	
Season: 4 (2x)	LAST vs North Carolina (11/24/23)
Career: 4 (2x)	LAST vs North Carolina (11/24/23)
SEC: 2	vs Texas A&M (01/16/24)
3-PT FG ATTEMPTS	
Season: 6 (2x)	LAST vs North Carolina (11/24/23)
Career: 8	vs South Carolina (12/05/20)
SEC: 4	at Georgia (01/10/24)
FT MADE	
Season: 17	vs Texas A&M (01/16/24)
Career: 17	vs Texas A&M (01/16/24)
SEC: 17	vs Texas A&M (01/16/24)
FT ATTEMPTED	
Season: 22	vs Texas A&M (01/16/24)
Career: 22	vs Texas A&M (01/16/24)
SEC: 22	vs Texas A&M (01/16/24)
REBOUNDS	
Season: 11	vs Abilene Christian 12/21/23
Career: 11	vs Abilene Christian 12/21/23
SEC: 8	vs Kentucky (01/27/24)
ASSISTS	
Season: 5	at Texas A&M (02/20/24)
Career: 7	vs Cincinnati (03/14/21)
SEC: 5	at Texas A&M (02/20/24)
STEALS	
Season: 3 (5x)	LAST vs Tennessee (02/14/24)
Career: 4	vs Tulane (02/22/23)
SEC: 3 (4x)	LAST vs Tennessee (02/14/24)
BLOCKED SHOTS	
Season: 3 (2x)	LAST vs Texas A&M (01/16/24)
Career: 3 (2x)	LAST vs Texas A&M (01/16/24)
SEC: 3 (2x)	LAST vs Texas A&M (01/16/24)
MINUTES	
Season: 41:08	vs Stanford (11/22/23)
Career: 41:08	vs Stanford (11/22/23)
SEC: 40:00	vs Texas A&M (01/16/24)

TRAMON MARK 2023-24 GAME STATS

Opponent	Date	GS	Min	FG	FGA	Pct	3FG	3A	Pct	FT	FTA	Pct	O	D	Tot	Avg	PF	FO	A	TO	Blk	Stl	Pts	Avg	
ALCORN	11/06/23	*	21	6	8	.750	4	6	.667	0	0	.000	0	1	1	1.0	0	0	3	1	0	1	16	16.0	
GARDNER-WEBB	11/10/23	*	27	6	12	.500	0	2	.000	2	4	.500	0	3	3	2.0	2	0	2	1	1	0	14	15.0	
OLD DOMINION	11/13/23	*	21	2	7	.286	1	3	.333	2	2	1.000	0	6	6	3.3	4	0	1	0	0	0	7	12.3	
UNC GREENSBORO	11/17/23	*	38	9	15	.600	0	2	.000	3	5	.600	0	2	2	3.0	3	0	1	2	0	3	21	14.5	
vs Stanford	11/22/23	*	41	6	15	.400	1	4	.250	12	15	.800	0	1	1	2.6	4	0	1	1	0	1	25	16.6	
vs Memphis	11/23/23	*	26	4	9	.444	0	2	.000	4	5	.800	0	1	1	2.3	3	0	0	1	0	1	12	15.8	
vs North Carolina	11/24/23	*	33	13	17	.765	4	6	.667	4	7	.571	0	5	5	2.7	3	0	0	1	1	0	34	18.4	
DUKE	11/29/23	DNP-Inj																							
FURMAN	12/04/23		26	3	6	.500	0	2	.000	1	2	.500	0	3	3	2.8	3	0	2	4	1	2	7	17.0	
vs Oklahoma	12/09/23	*	33	3	7	.429	0	2	.000	2	2	1.000	0	2	2	2.7	3	0	2	1	0	0	8	16.0	
vs Lipscomb	12/16/23		31	6	12	.500	3	4	.750	2	2	1.000	0	3	3	2.7	3	0	3	2	1	0	17	16.1	
ABILENE CHRISTIAN	12/21/23		35	9	14	.643	2	2	1.000	5	6	.833	2	9	11	3.5	2	0	2	2	0	0	25	16.9	
UNCW	12/30/23	*	24	5	8	.625	1	2	.500	7	8	.875	1	1	2	3.3	5	1	1	0	1	1	18	17.0	
AUBURN	01/06/24	*	29	3	8	.375	1	3	.333	3	4	.750	1	4	5	3.5	1	0	2	1	0	0	10	16.5	
at Georgia	01/10/24	*	36	7	14	.500	0	4	.000	10	10	1.000	0	7	7	3.7	3	0	3	2	3	3	24	17.0	
at Florida	01/13/24	*	30	6	14	.429	0	2	.000	0	0	.000	1	3	4	3.7	2	0	2	1	1	2	12	16.7	
TEXAS A&M	01/16/24	*	40	8	15	.533	2	3	.667	17	22	.773	0	5	5	3.8	3	0	0	3	3	0	35	17.8	
SOUTH CAROLINA	01/20/24	*	32	6	13	.462	2	3	.667	4	4	1.000	0	2	2	3.7	2	0	1	1	0	1	18	17.8	
at Ole Miss	01/24/24	DNP-III																							
KENTUCKY	01/27/24	*	37	5	17	.294	0	4	.000	1	2	.500	1	7	8	3.9	2	0	3	3	0	2	11	17.4	
at Missouri	01/31/24	*	34	8	13	.615	0	0	.000	6	8	.750	0	4	4	3.9	4	0	1	3	2	3	22	17.7	
at LSU	02/03/24	*	34	7	13	.538	1	3	.333	5	5	1.000	2	4	6	4.1	2	0	0	1	1	2	20	17.8	
GEORGIA	02/10/24	*	39	4	8	.500	0	0	.000	5	8	.625	0	5	5	4.1	1	0	2	2	2	3	13	17.6	
TENNESSEE	02/14/24	*	28	4	10	.400	2	6	.333	2	2	1.000	0	2	2	4.0	4	0	1	4	1	3	12	17.3	
at Mississippi St.	02/17/24	*	28	2	7	.286	1	3	.333	1	1	1.000	0	3	3	4.0	5	1	0	2	2	1	6	16.8	
at Texas A&M	02/20/24	*	36	8	16	.500	2	3	.667	8	10	.800	0	6	6	4.0	3	0	5	3	1	1	26	17.2	
MISSOURI	02/24/24	*	36	3	7	.429	2	3	.667	2	4	.500	3	4	7	4.2	2	0	3	0	1	0	10	16.9	
VANDERBILT	02/27/24	*	37	3	11	.273	1	5	.200	8	8	1.000	0	6	6	4.2	4	0	2	2	0	0	15	16.8	
Totals			23	832	146	296	.493	30	79	.380	116	146	.795	11	99	110	4.2	73	2	43	44	22	30	438	16.8

TRAMON MARK CAREER STATISTICS

Year	GP	GS	Min	Avg	FG	FGA	Pct	3FG	3FGA	Pct	FT	FTA	Pct	Off	Def	Tot	Avg	PF	FO	Ast	TO	Blk	Stl	Pts	Avg
2020-21 (UH)	32	4	642	20.1	85	224	.379	19	73	.260	62	81	.765	24	71	95	3.0	55	1	55	37	5	30	251	7.8
2021-22 (UH)*	7	0	143	20.4	25	55	.455	5	18	.278	16	17	.941	3	14	17	2.4	17	0	17	10	2	10	71	10.1
2022-23 (UH)	37	37	1088	29.4	128	328	.390	29	119	.328	80	102	.784	47	134	181	4.9	71	1	67	45	15	39	375	10.1
2023-24 (ARK)	26	23	832	32.0	146	296	.493	30	79	.380	116	146	.795	11	99	110	4.2	73	2	43	44	22	30	438	16.8
TOTAL	102	64	2705	26.5	384	903	.425	83	289	.287	274	346	.792	85	318	403	4.0	216	4	182	136	44	109	1125	11.0

* - Received a medical redshirt

15 MAKHI MITCHELL

@mothekid03
@thats_khi

FULL BIO/STATS

F/C • 6-10 • 240 • 5th Yr Sr. (1) | Washington, D.C. (Woodrow Wilson HS / Rhode Island) **Pronounced: Ma-KI**

The 2023-24 season is his final year of collegiate eligibility ... Major: Sociology ... Born on Jan. 31, 2000, in Washington, D.C. ... Son of Maria Mitchell ... Has a twin brother (Makhel) that plays at Little Rock

- Joined the Razorback squad with his twin Makhel for 2022-23 after they played two seasons at Rhode Island and one at Maryland ... Makhel now plays at Little Rock ... Makhi is the older of the twins by two minutes.
- His season FG% of .662 (104-of-157) ranks fourth on the Razorback single-season list ... Was 1 of 4 Hogs to play all 36 games in 2022-23 ... Started 31 games

AFTER SCORING JUST 1 point vs Tennessee ... bounced back with a then career-high 21 points at Miss State followed by a career-high 22 at Texas A&M

- Ranks 7th in the SEC in blocked shots (25), blocks/gm (1.25) and double-doubles (4)**
- ^ Has 7 games with three-plus rejections**

2023-24 HIGHLIGHTS

- GWU:** In 17 minutes, was a team-best +23 ... Had five points, five rebounds, two assists and four blocked shots.
- ODU:** Had a **double-double (15 points and 10 rebounds)** and was 6-of-7 from the field.
- DUKE:** Led the team with a +12, making all three of his shots to scored six points.
- LIPSCOMB:** Was 6-of-6 from the field and scored 12 points ... Added five rebounds and a blocked shot.
- @ GEORGIA:** Tied for the team lead with three assists and three blocked shots.
- @ FLORIDA:** Once again had three blocked shots.
- KENTUCKY:** Recorded his second **double-double** of the season with **12 points and 13 rebounds** while adding four blocked shots ... Was 8-of-10 at the free throw line.
- @ MIZZOU:** Had a **career game (on his 24th birthday) in the win** with his **second-straight double-double** (his first time to post double-doubles in back-to-back games) with **19 points and 14 rebounds** ... **Tied his then career-high with 19 points** while making a **career-high eight field goals** (entered the game with three dunks for the year and had four vs the Tigers) ... His 14 rebounds were his best in a SEC game while ranking as his **second-best career total** ... Helped Arkansas to a 19-point halftime lead with 14 points and eight rebounds.
- @ LSU:** For the third straight game, scored in double figures with 10 points (3-of-4 FG / 4-of-4 FT) and led the team with four assists, tying his SEC high.
- GEORGIA:** Pumped in 14 (4-of-6 FG and 6-of-8 FT) with three blocked shots while tying for the team lead with five rebounds ... Scored 10 in the second half (3-of-3 FG) ... **INSIDE THE FINAL THREE MINUTES, hit a layup to put Arkansas up one (69-68) with 2:26 left, assisted on a 3-pointer to put Arkansas up two (72-70), made a layup with 54 seconds left to put Arkansas up two (74-72) and got a defensive rebound then hit two free throws for a five-point Arkansas lead (77-72).**
- @ MISS STATE:** **Scored a then career-high 21 points** at Mississippi State with nine rebounds ... Was 8-of-12 from the field and 5-of-5 at the line ... **The 8 FG made ties his career high** ... Scored 15 of his 21 in the second half, making all five FT, with six of his nine rebounds and both blocked shots ... **Made several critical plays in the second half** ... With 12:28 left, he converted an old-fashioned 3-point play to tie the game at 46 ... Blocked a shot and made a layup to put the Hogs up two, 48-46 ... With 3:42 left in the game, Mitchell made two free throws to knot the game at 59 ... Had a dunk to square the game at 61 ... With 2:12 left, Mitchell grabbed an offensive rebound and made the putback for a 63-61 Arkansas lead.
- @ TEXAS A&M:** Tallied his **fourth double-double with 22 points and 13 rebounds** ... **22 points was a career high** ... Also had **career highs at the free throw line for makes (10) and attempts (12)** ... and tied an SEC high with four blocked shots ... Had 13 first-half points with five rebounds (4-of-5 FG and 5-of-7 FT).

CAREER DOUBLE-DOUBLES (14)

SOPHOMORE (at URI)	(1)
12/02/20 • SETON HALL	11 pts 11 reb
JUNIOR (at URI)	(7)
11/12/21 • BRYANT	11 pts 18 reb
11/27/21 • GEORGIA STATE	10 pts 12 reb
12/13/21 • at Milwaukee	16 pts 10 reb
01/28/22 • at Dayton	12 pts 11 reb
02/05/22 • UMass	13 pts 13 reb
02/12/22 • DAVIDSON	16 pts 11 reb
02/19/22 • at George Washington	13 pts 10 reb
SENIOR (at ARK)	(2)
12/06/22 • UNC GREENSBORO	13 pts 14 reb
02/18/23 • FLORIDA	10 pts 10 reb
5th-YR SENIOR (at ARK)	(4)
11/13/23 • OLD DOMINION	15 pts 11 reb
01/24/24 • KENTUCKY	# 12 pts 13 reb
01/31/24 • at Missouri	# 19 pts 14 reb
02/2-/24 • at Texas A&M	22 pts 13 reb

- back-to-back games



MAKHI'S PERSONAL BESTS

POINTS	Season: 22 at Texas A&M (02/20/24)
	Career: 22 at Texas A&M (02/20/24)
	SEC: 22 at Texas A&M (02/20/24)
FG MADE	Season: 8 (3x) LAST at Texas A&M (02/20/24)
	Career: 8 (3x) LAST at Texas A&M (02/20/24)
	SEC: 8 (3x) LAST at Texas A&M (02/20/24)
FG ATTEMPTED	Season: 13 at Missouri (01/31/24)
	Career: 13 at Missouri (01/31/24)
	SEC: 13 at Missouri (01/31/24)
3-POINT FG MADE	Season: --
	Career: 1 (8x) LAST at Vanderbilt (01/14/23)
	SEC: 1 at Vanderbilt (01/14/23)
3-PT FG ATTEMPTS	Season: --
	Career: 3 at Saint Joseph's (03/05/22)
	SEC: 1 (2x) LAST at Mississippi State (02/17/24)
FT MADE	Season: 10 at Texas A&M (02/20/24)
	Career: 10 at Texas A&M (02/20/24)
	SEC: 10 at Texas A&M (02/20/24)
FT ATTEMPTED	Season: 12 at Texas A&M (02/20/24)
	Career: 12 (3x) LAST at Texas A&M (02/20/24)
	SEC: 12 at Texas A&M (02/20/24)
REBOUNDS	Season: 14 at Missouri (01/31/24)
	Career: 18 vs Bryant (11/21/21)
	SEC: 14 at Missouri (01/31/24)
ASSISTS	Season: 3 at Georgia (01/10/24)
	Career: 8 at UMass (01/15/22)
	SEC: 4 (2x) LAST at LSU (02/3/24)
STEALS	Season: 2 (2x) LAST at Mississippi State (02/17/24)
	Career: 3 (5x) LAST vs UNCA (12/21/22)
	SEC: 2 at Mississippi State (02/17/24)
BLOCKED SHOTS	Season: 4 (3x) LAST at Texas A&M (02/20/24)
	Career: 6 vs Saint Louis (03/03/22)
	SEC: 4 (2x) LAST at Texas A&M (02/20/24)
MINUTES	Season: 33:43 at Missouri (01/31/24)
	Career: 35:53 at LSU (12/28/22)
	SEC: 35:53 at LSU (12/28/22)

MAKHI MITCHELL 2023-24 GAME STATS

Opponent	Date	GS	Min	FG	FGA	Pct	3FG	3A	Pct	FT	FTA	Pct	O	D	Tot	Avg	PF	FO	A	TO	Blk	Stl	Pts	Avg	
ALCORN	11/06/23	4	0	0	.000	0	0	.000	0	0	.000	0	0	0	0	0	0	0	0	0	0	0	0	0	0.0
GARDNER-WEBB	11/10/23	17	1	2	.500	0	0	.000	3	4	.750	1	4	5	2.5	1	0	2	1	4	0	5	2.5		
OLD DOMINION	11/13/23	30	6	7	.857	0	0	.000	3	5	.600	3	7	10	5.0	1	0	1	0	1	0	15	6.7		
UNC GREENSBORO	11/17/23	8	1	1	1.000	0	0	.000	0	0	.000	0	0	0	0	0	0	0	1	2	1	0	2	5.5	
vs Stanford	11/22/23	* 17	3	7	.429	0	0	.000	0	0	.000	2	1	3	3.6	0	0	0	1	0	1	6	5.6		
vs Memphis	11/23/23	* 17	2	2	1.000	0	0	.000	0	1	1.000	0	2	2	3.4	4	0	1	2	2	0	4	5.3		
vs North Carolina	11/24/23	* 11	2	5	.400	0	0	.000	1	1	1.000	0	1	1	3.0	5	1	0	1	0	0	5	5.3		
DUKE	11/29/23	10	3	3	1.000	0	0	.000	0	0	.000	0	3	3	3.0	4	0	1	0	0	1	6	5.4		
FURMAN	12/04/23	12	4	5	.800	0	0	.000	0	0	.000	1	1	2	2.9	1	0	1	3	0	1	8	5.7		
vs Oklahoma	12/09/23	27	2	3	.667	0	0	.000	5	6	.833	1	5	6	3.2	1	0	2	0	3	2	9	6.0		
vs Lipscomb	12/16/23	19	6	6	1.000	0	0	.000	0	0	.000	1	4	5	3.4	1	0	0	0	1	0	12	6.5		
ABILENE CHRISTIAN	12/21/23	8	0	1	.000	0	0	.000	1	2	.500	0	3	3	3.3	3	0	1	2	1	0	1	6.1		
UNCW	12/30/23	3	0	0	.000	0	0	.000	0	0	.000	0	1	1	3.2	1	0	0	1	2	0	0	5.6		
AUBURN	01/06/24	9	1	3	.333	0	0	.000	0	0	.000	0	3	3	3.1	1	0	1	0	0	0	2	5.4		
at Georgia	01/10/24	* 23	3	4	.750	0	0	.000	1	1	1.000	1	5	6	3.3	4	0	3	4	3	1	7	5.5		
at Florida	01/13/24	* 23	0	3	.000	0	0	.000	0	0	.000	1	3	4	3.4	1	0	0	2	3	0	0	5.1		
TEXAS A&M	01/16/24	3	0	0	.000	0	0	.000	0	0	.000	0	0	0	3.2	1	0	1	0	0	0	0	4.8		
SOUTH CAROLINA	01/20/24	5	2	3	.667	0	0	.000	0	0	.000	0	1	1	3.1	3	0	1	1	0	0	4	4.8		
at Ole Miss	01/24/24	12	2	4	.500	0	0	.000	0	0	.000	1	0	1	2.9	3	0	0	1	1	0	4	4.7		
KENTUCKY	01/27/24	33	2	5	.400	0	0	.000	8	10	.800	4	9	13	3.5	0	0	1	1	4	1	12	5.1		
at Missouri	01/31/24	34	8	13	.615	0	0	.000	3	4	.750	5	9	14	4.0	3	0	2	2	0	0	19	5.8		
at LSU	02/03/24	29	3	4	.750	0	0	.000	4	4	1.000	0	3	3	3.9	3	0	4	2	0	1	10	6.0		
GEORGIA	02/10/24	25	4	6	.667	0	0	.000	6	8	.750	1	4	5	4.0	2	0	1	1	3	0	14	6.3		
TENNESSEE	02/14/24	11	0	1	.000	0	0	.000	1	2	.500	1	0	1	3.8	1	0	0	0	0	0	1	6.1		
at Mississippi St.	02/17/24	22	8	12	.667	0	1	.000	5	5	1.000	4	5	9	4.0	5	1	1	1	2	2	21	6.7		
at Texas A&M	02/20/24	33	6	9	.667	0	0	.000	10	12	.833	5	8	13	4.4	3	0	0	2	4	0	22	7.3		
MISSOURI	02/24/24	28	4	8	.500	0	0	.000	5	6	.833	1	5	6	4.4	5	1	3	1	0	1	13	7.5		
VANDERBILT	02/27/24	18	0	3	.000	0	0	.000	0	0	.000	4	1	5	4.5	2	0	1	0	0	0	0	7.2		
Totals		5	491	73	120	.608	0	1	.000	56	71	.789	37	88	125	4.5	64	3	29	31	35	11	202	7.2	

MAKHI MITCHELL CAREER STATISTICS

Year	GP	GS	Min	Avg	FG	FGA	Pct	3FG	3FGA	Pct	FT	FTA	Pct	Off	Def	Tot	Avg	PF	FO	Ast	TO	Blk	Stl	Pts	Avg
2019-20 (MD)	12	6	111	9.2	12	34	.353	0	0	.000	12	22	.545	10	29	39	3.3	19	0	2	8	8	2	36	3.0
2020-21 (URI)	7	2	112	16.1	12	26	.462	0	0	.000	17	28	.607	6	28	34	4.9	22	1	2	10	4	4	41	5.9
2021-22 (URI)	31	27	749	24.1	121	232	.522	7	23	.304	59	113	.522	50	175	225	7.3	91	2	48	87	43	30	308	9.9
2022-23 (ARK)	36	31	727	20.2	104	157	.662	1	1	1.000	43	66	.652	58	134	192	5.3	97	7	39	33	49	31	252	7.0
2023-24 (ARK)	28	5	491	17.5	73	120	.608	0	1	.000	56	71	.789	37	88	125	4.5	64	3	29	31	35	11	202	7.2
TOTAL	114	71	2190	19.2	322	569	.566	8	25	.320	187	300	.623	161	454	615	5.4	293	13	120	169	139	78	839	7.4

24 JEREMIAH DAVENPORT

@J24Davenport
@jaydav2x

FULL BIO/STATS

6 • 6-6 • 215 • Grad Sr. (1) || Cincinnati, Ohio (Hargrave Military (Va.) Acad. / Cincinnati)

2023-24 is his final year of collegiate eligibility ... Graduated from Cincinnati (2023) - Interdisciplinary Studies ... Pursuing a second undergraduate degree from Arkansas in Arts & Sciences ... Born on Sept. 24, 1999, in Cincinnati, Ohio ... Son of the late Darren Davenport and Sheila Davenport ... Brothers: Michael & Joshua. Sisters: Gabrielle, Naomi & Deborah.


- Comes to Arkansas after playing four seasons at Cincinnati ... For his career, he played 109 games with 61 starts and averaged 9.7 points (1,060 total) and 4.2 rebounds while shooting 34.7% (205-590) from 3-point range and 78.4% (145-185) from the free throw line
- Comes from a basketball family with mother Sheila (Morehead State), father Darren (Alcorn State), brother Michael (St. Deborah (Northwest Florida, current) playing college basketball)

CAREER DOUBLE-DOUBLES (4)

SOPHOMORE (at Cincy)	(1)
01/07/21 • at SMU	18 pts 10 reb
JUNIOR (at Cincy)	(3)
01/01/22 • TULANE	19 pts 10 reb
02/15/22 • MEMPHIS	20 pts 11 reb
02/23/22 • at UCF	150 pts 12 reb

2023-24 HIGHLIGHTS

- **DUKE:** Drew the start and scored six points thanks to a pair of 3-pointers late in the first half ... The second coming with 24 second left to give Arkansas a one-point lead.
- **OKLAHOMA:** Scored 12 points, making two 3's and four free throws.
- **LIPSCOMB:** Had his best stat sheet stuffer game with nine points, four rebounds, three assists and two steals.
- **@ GEORGIA:** Tied his season high with four rebounds.
- **@ FLORIDA:** Earned the start and responded with a **season-high 13 points**, making a pair of 3-pointers and going 5-of-7 at the line ... Tied his season high with three assists.
- **SOUTH CAROLINA:** Scored eight points, a team-best seven in the first half to keep Arkansas in striking distance.
- **@ MISS STATE:** Had five rebounds, his best a Razorback, including three offensive ... All four points came off offensive boards, a putback and later two free throws
- **@ TEXAS A&M:** Scored nine points, making a **season-high four field goals** and **attempting an SEC high 10 shots** ... Tied **season high with two steals** (entered game with six for the season).



DAVENPORT'S PERSONAL BESTS

POINTS	Season: 13 at Florida (01/13/24)
Career: 27	vs Tulane (02/26/21)
SEC: 13	at Florida (01/13/24)
FG MADE	Season: 4 at Texas A&M (02/20/24)
Career: 10	vs Tulane (02/26/21)
SEC: 4	at Texas A&M (02/20/24)
FG ATTEMPTED	Season: 10 (2x) LAST at Texas A&M (02/20/24)
Career: 16 (2x)	LAST vs East Carolina (02/26/21)
SEC: 10	at Texas A&M (02/20/24)
3-POINT FG MADE	Season: 2 (7x) LAST vs Tennessee (02/14/24)
Career: 7 (2x)	LAST vs Tulsa (01/20/22)
SEC: 2 (2x)	LAST vs Tennessee (02/14/24)
3-PT FG ATTEMPTS	Season: 7 at Florida (01/13/24)
Career: 11 (2x)	LAST vs Houston (03/11/22)
SEC: 7	at Florida (01/13/24)
FT MADE	Season: 5 at Florida (01/13/24)
Career: 5 (7x)	LAST at Florida (01/13/24)
SEC: 5	at Florida (01/13/24)
FT ATTEMPTED	Season: 7 at Florida (01/13/24)
Career: 9	vs Tulane (01/01/22)
SEC: 7	at Florida (01/13/24)
REBOUNDS	Season: 5 at Mississippi State (02/17/24)
Career: 12	at UCF (02/23/22)
SEC: 5	at Mississippi State (02/17/24)
ASSISTS	Season: 3 (3x) LAST at Florida (01/13/24)
Career: 6 (2x)	LAST vs Louisville (11/23/22)
SEC: 3	at Florida (01/13/24)
STEALS	Season: 2 (2x) LAST at Texas A&M (02/20/24)
Career: 4	vs SMU (03/12/21)
SEC: 2	at Texas A&M (02/20/24)
BLOCKED SHOTS	Season: 2 vs UNC Greensboro (11/17/23)
Career: 2 (4x)	LAST vs UNC (11/17/23)
SEC: 1 (2x)	LAST at Missouri (01/31/24)
MINUTES	Season: 27:11 vs Lipscomb (12/16/23)
Career: 37:16	vs Vanderbilt (03/04/21)
SEC: 25:10	at Florida (01/13/24)

JEREMIAH DAVENPORT 2023-24 GAME STATS

Opponent	Date	GS	Min	FG	FGA	Pct	3FG	3A	Pct	FT	FTA	Pct	O	D	Tot	Avg	PF	FO	A	TO	Blk	Stl	Pts	Avg
ALCORN	11/06/23	19	1	6	.167	1	6	.167	0	0	.000	2	1	3	3.0	1	0	3	0	1	0	0	3	3.0
GARDNER-WEBB	11/10/23	12	1	5	.200	1	3	.333	2	2	1.000	1	2	3	3.0	0	0	0	1	1	0	0	5	4.0
OLD DOMINION	11/13/23	13	1	4	.250	1	2	.500	0	0	.000	0	1	1	2.3	0	0	0	0	0	0	0	3	3.7
UNC GREENSBORO	11/17/23	*	6	0	.000	0	1	.000	0	0	.000	0	0	0	1.8	1	0	0	0	2	0	0	0	2.8
vs Stanford	11/22/23	*	10	0	1.000	0	1	.000	0	0	.000	0	0	0	1.4	1	0	0	1	0	0	0	0	2.2
vs Memphis	11/23/23	DNP-Inj																						
vs North Carolina	11/24/23	25	3	8	.375	1	5	.200	2	2	1.000	0	1	1	1.3	3	0	1	2	0	1	0	9	3.3
DUKE	11/29/23	* 15	2	4	.500	2	4	.500	0	0	.000	0	0	0	1.1	0	0	1	0	1	0	0	6	3.7
FURMAN	12/04/23	* 11	2	4	.500	0	2	.000	0	0	.000	0	0	0	1.0	1	0	1	0	1	1	4	3.8	
vs Oklahoma	12/09/23	18	3	6	.500	2	5	.400	4	6	.667	0	1	1	1.0	1	0	0	1	0	1	0	12	4.7
vs Lipscomb	12/16/23	* 27	3	10	.300	2	6	.333	1	2	.500	2	2	4	1.3	1	0	3	1	0	2	9	5.1	
ABILENE CHRISTIAN	12/21/23	* 5	0	2	.000	0	2	.000	0	0	.000	0	1	1	1.3	1	0	0	0	0	0	0	0	4.6
UNCW	12/30/23	4	1	2	.500	0	0	.000	0	0	.000	1	0	1	1.3	2	0	0	0	0	0	0	2	4.4
AUBURN	01/06/24	DNP																						
at Georgia	01/10/24	22	3	7	.429	1	5	.200	0	0	.000	1	3	4	1.5	2	0	1	0	0	0	0	7	4.6
at Florida	01/13/24	* 25	3	7	.429	2	3	.667	5	7	.714	0	0	0	1.4	1	0	3	0	0	1	13	5.2	
TEXAS A&M	01/16/24	15	3	9	.333	2	6	.333	0	0	.000	0	1	1	1.3	2	0	0	1	1	0	0	8	5.4
OUTH CAROLINA	01/20/24	21	2	6	.333	1	4	.250	3	4	.750	1	0	1	1.3	3	0	1	1	0	0	0	8	5.6
at Ole Miss	01/24/24	16	1	5	.200	1	5	.200	0	0	.000	0	3	3	1.4	1	0	2	2	0	0	3	5.4	
KENTUCKY	01/27/24	13	0	2	.000	0	2	.000	1	2	.500	0	0	0	1.3	0	0	0	0	0	0	0	1	5.2
at Missouri	01/31/24	14	0	1	.000	0	1	.000	0	0	.000	0	3	3	1.4	4	0	0	2	1	0	0	0	4.9
at LSU	02/03/24	11	1	4	.250	1	3	.333	2	2	1.000	1	2	3	1.5	4	0	1	1	0	0	0	5	4.9
GEORGIA	02/10/24	*	3	0	0.000	0	0	.000	0	0	.000	0	0	0	1.4	0	0	0	1	0	0	0	0	4.7
TENNESSEE	02/14/24	20	3	5	.600	2	4	.500	0	0	.000	0	0	0	1.4	1	0	0	1	0	0	0	8	4.8
at Mississippi St.	02/17/24	26	1	6	.167	0	3	.000	2	2	1.000	3	2	5	1.5	3	0	1	0	0	0	0	4	4.8
at Texas A&M	02/20/24	20	4	10	.400	1	6	.167	0	0	.000	2	1	3	1.6	4	0	0	0	0	2	9	5.0	
MISSOURI	02/24/24	16	2	4	.500	1	3	.333	0	0	.000	0	3	3	1.6	2	0	1	0	0	0	0	5	5.0
VANDERBILT	02/27/24	24	1	5	.200	1	5	.200	0	0	.000	0	1	1	1.6	4	0	2	0	0	0	0	3	4.9
Totals		8	411	41	124	.331	23	87	.264	22	29	.759	14	28	42	1.6	43	0	21	15	8	8	127	4.9

JEREMIAH DAVENPORT CAREER STATISTICS

Year	GP	GS	Min	Avg	FG	FGA	Pct	3FG	3FGA	Pct	FT	FTA	Pct	Off	Def	Tot	Avg	PF	FO	Ast	TO	Blk	Stl	Pts	Avg
2019-20 (UC)	18	0	122	6.8	10	30	.333	2	14	.143	13	17	.765	6	12	18	1.0	18	0	2	11	0	6	35	1.9
2020-21 (UC)	23	14	656	28.5	96	210	.457	48	127	.378	30	39	.769	29	86	115	5.0	42	0	39	42	3	19	270	11.7
2021-22 (UC)	32	32	861	26.9	144	366	.393	83	231	.359	58	76	.763	53	122	175	5.5	80	2	24	42	11	19	429	13.4
2022-23 (UC)	36	15	919	25.5	105	299	.351	72	218	.330	44	53	.830	38	113	151	4.2	60	2	53	24	11	27	326	9.1
2023-24 (ARK)	26	8	411	15.8	41	124	.331	23	87	.264	22	29	.759	14	28	42	1.6	43	0	21	15	8	8	127	4.9
TOTAL	127	69	2969	23.4	396	1029	.385	228	677	.337	167	214	.780	140	361	501	3.9	243	4	139	134	33	79	1187	9.3

21 CADE ARBOGAST

FULL BIO/STATS

G • 6-3 • 175 • Grad. Sr. (1) || Concord, Calif. (De La Salle HS / Lane (Ore.) CC)

@cadearbogast

@cadearbogast

*2023-24 is his final year of collegiate eligibility
Graduated from Arkansas (2023) - B.S. in Communications
Pursuing a second undergraduate degree from Arkansas in Arts & Sciences
Born on August 23, 2000, in Walnut Creek, Calif. • Son of Peter and Carol Arbogast • Sister: Riley*

- Third-year walkon ... Was on scholarship for the spring semester of 2022
- Named to the **2022-23 SEC Winter Academic Honor Roll ... On the Department's AD Honor Roll (3.5-3.99 GPA) for Fall 2023.**

2022-23 (Jr.at Arkansas):

- Scored his first collegiate points – a 3-pointer (1:32 in the 2nd half) [that blew the roof off Bud Walton Arena](#) – in the San Jose State win.

2021-22 (So. at Arkansas):

- Came to Arkansas as a walkon but earned a scholarship on Jan. 21 ([watch](#)) ... Played in four games, including the NCAA second-round win over New Mexico State ... Grabbed three rebounds and added an assist in the win at Georgia.



CADE ARBOGAST CAREER STATISTICS

Year	GP	GS	Min	Avg	FG	FGA	Pct	3FG	3FGA	Pct	FT	FTA	Pct	Off	Def	Tot	Avg	PF	FO	Ast	TO	Blk	Stl	Pts	Avg
2021-22	4	0	3	0.8	0	4	.000	0	2	.000	0	0	.000	2	1	3	0.8	0	0	1	0	0	0	0	0.0
2022-23	8	0	11	1.4	1	4	.250	1	4	.250	0	0	.000	0	1	1	0.1	1	0	0	0	0	0	3	0.4
2023-24	6	0	5	0.8	0	2	.000	0	0	.000	0	0	.000	0	0	0	0.0	1	0	0	0	0	0	0	0.0
TOTAL	19	0	21	1.1	1	10	.100	1	6	.167	0	0	.000	2	2	4	0.2	2	0	1	0	0	0	3	0.2

45 LAWSON BLAKE

FULL BIO/STATS

F • 6-10 • 240 • Jr. (2) || Fayetteville, Ark. (Link Year (Mo.) Prep)

@lawsonblake

@lawson.blake

*Including 2023-24, has TWO years of collegiate eligibility
Major: Exercise Science
Born on January 3, 2002, in San Antonio, Texas
Son of Larry and Allison Blake • Siblings: Carolina, Walker and Macey*

- Third-year walkon
- Participated in the SEC Leadership Council in the summer of 2023.
- Named to the SEC First-Year Academic Honor Roll (2021-22) and the 2022-23 SEC Winter Academic Honor Roll.
- Made the University's Chancellor's List (4.0 GPA) and the **Department's Champions Honor Roll (4.0 GPA) for Fall 2022 and Fall 2023.**

2023-24 (Junior):

- Grabbed a rebound and went 1-for-2 at the line versus Alcorn State

2022-23 (Sophomore):

- Played in nine games ... Scored his first career points in the win over Georgia, converting an old-fashion, 3-point play with 27 seconds left ... Grabbed his first career rebound in the win over Fordham ... Had a career-high two boards versus UNC Asheville.

2021-22 (Freshman):

- Made the team as a walkon ... Played in five games, including Arkansas' second-round NCAA Tournament win over New Mexico State.



LAWSON BLAKE CAREER STATISTICS

Year	GP	GS	Min	Avg	FG	FGA	Pct	3FG	3FGA	Pct	FT	FTA	Pct	Off	Def	Tot	Avg	PF	FO	Ast	TO	Blk	Stl	Pts	Avg
2021-22	5	0	5	1.0	0	0	.000	0	0	.000	0	0	.000	0	0	0	0.0	0	0	0	0	0	0	0	0.0
2022-23	9	0	13	1.4	1	4	.250	0	0	.000	1	3	.333	1	3	4	0.4	1	0	0	1	0	0	3	0.3
2023-24	4	0	2	0.5	0	0	.000	0	0	.000	1	2	.500	0	1	1	0.3	0	0	0	0	0	0	1	0.3
TOTAL	18	0	20	1.1	1	4	.250	0	0	.000	2	5	.400	1	4	5	0.3	1	0	0	1	0	0	4	0.2

ARKANSAS RAZORBACKS

2023-24 SEASON RESULTS & LEADERS

RECORD:	OVERALL	HOME	AWAY	NEUTRAL
ALL GAMES	14-14	10-6	2-5	2-3
CONFERENCE	5-10	3-5	2-5	0-0
NON-CONFERENCE	9-4	7-1	0-0	2-3

DATE	TIME (CT)	R A N K	OPPONENT	TV	RESULT	ATTEND	RECORD	(SEC)	HIGH POINTS	HIGH REBOUNDS
11/06/23	7:00 pm	14/14	--/-- ALCORN	SEC Network Plus	W 93-59	19200	1-0	--	(21)Khalif Battle	(8)Jalen Graham
11/10/23	7:00 pm	14/14	--/-- GARDNER-WEBB	SEC Network Plus	W 86-68	19200	2-0	--	(21)Khalif Battle	(7)Trevon Brazile
11/13/23	7:00 pm	14/14	--/-- OLD DOMINION	SEC Network Plus	W 86-77	19200	3-0	--	(17)El Ellis	(10)Makhi Mitchell
11/17/23	7:00 pm	14/14	--/-- UNC GREENSBORO	SEC Network Plus	72-78 L	19200	3-1	--	(21)Tramon Mark	(9)Trevon Brazile
11/22/23	7:30 pm	+ 20/RV	--/-- vs Stanford	ESPNU	20T W 77-74	820	4-1	--	(25)Tramon Mark	(17)Trevon Brazile
11/23/23	5:00 pm	+ 20/RV	RV/RV vs Memphis	ESPN	79-84 L	982	4-2	--	(21)Khalif Battle	(10)Trevon Brazile
11/24/23	1:00 pm	+ 20/RV	14/14 vs North Carolina	ESPN2	72-87 L	1456	4-3	--	(34)Tramon Mark	(5)Tramon Mark
11/29/23	8:25 pm	% RV/RV	7/7 DUKE	ESPN	W 80-75	✓ 20344	5-3	--	(21)Khalif Battle	(11)Trevon Brazile
12/04/23	7:00 pm	RV/--	--/-- FURMAN	SEC Network Plus	W 97-83	19200	6-3	--	(25)Khalif Battle	(10)Davonte Davis
12/09/23	3:00 pm	@ RV/--	19/22 vs Oklahoma	ESPN2	70-79 L	17485	6-4	--	(13)Khalif Battle	(6)Makhi Mitchell
12/16/23	5:15 pm	& --/--	--/-- vs Lipscomb	SEC Network Plus	W 69-66	16361	7-4	--	(17)Tramon Mark	(6)Trevon Brazile
12/21/23	6:00 pm	--/--	--/-- ABILENE CHRISTIAN	SEC Network	W 83-73	19200	8-4	--	(25)Tramon Mark	(11)Tramon Mark
12/30/23	4:00 pm	--/--	--/-- UNCW	SEC Network	W 106-90	19200	9-4	--	(32)Keyon Menifield Jr.	(8)Trevon Brazile
01/06/24	1:00 pm	* --/--	25/24 AUBURN	ESPN2	51-83 L	19200	9-5	0-1	(14)Keyon Menifield Jr.	(7)Trevon Brazile
01/10/24	9:00 pm	* --/--	--/-- at Georgia	ESPNU	66-76 L	7820	9-6	0-2	(24)Tramon Mark	(7)Tramon Mark
01/13/24	4:00 pm	* --/--	--/-- at Florida	ESPN	68-90 L	10445	9-7	0-3	(14)Layden Blocker	(7)Trevon Brazile
01/16/24	8:00 pm	* --/--	--/-- TEXAS A&M	SEC Network	W 78-77	19200	10-7	1-3	(35)Tramon Mark	(6)Davonte Davis (6)El Ellis
01/20/24	12:00 pm	* --/--	RV/-- SOUTH CAROLINA	SEC Network	64-77 L	19200	10-8	1-4	(18)Tramon Mark	(7)Chandler Lawson
01/24/24	8:00 pm	* --/--	RV/RV at Ole Miss	ESPNU	51-77 L	8207	10-9	1-5	(11)Khalif Battle	(4)Trevon Brazile (4)Khalif Battle
01/27/24	5:00 pm	* --/--	6/6 KENTUCKY	ESPN	57-63 L	19200	10-10	1-6	(12)Makhi Mitchell	(13)Makhi Mitchell
01/31/24	7:30 pm	* --/--	--/-- at Missouri	SEC network	W 91-84	11020	11-10	2-6	(22)Tramon Mark	(14)Makhi Mitchell
02/03/24	11:00 am	* --/--	--/-- at LSU	ESPN2	74-95 L	7880	11-11	2-7	(20)Tramon Mark	(6)Tramon Mark
02/10/24	5:00 pm	* --/--	--/-- GEORGIA	SEC Network	W 78-75	19200	12-11	3-7	(15)Keyon Menifield Jr. (15)El Ellis	(5)Tramon Mark (5)El Ellis (5)Makhi Mitchell
02/14/24	8:00 pm	* --/--	8/9 TENNESSEE	ESPN2	63-92 L	19200	12-12	3-8	(12)Tramon Mark	(7)Jalen Graham
02/17/24	1:00 pm	* --/--	--/-- at Mississippi St.	ESPNU	67-71 L	9219	12-13	3-9	(21)Makhi Mitchell	(9)Makhi Mitchell
02/20/24	6:00 pm	* --/--	--/-- at Texas A&M	ESPN	W 78-71	8789	13-13	4-9	(26)Tramon Mark	(13)Makhi Mitchell
02/24/24	11:00 am	* --/--	--/-- MISSOURI	ESPN2	W 88-73	19200	14-13	5-9	(42)Khalif Battle	(9)Davonte Davis
02/27/24	8:00 pm	* --/--	--/-- VANDERBILT	SEC Network	82-85 L	19200	14-14	5-10	(36)Khalif Battle	(6)Tramon Mark (6)Trevon Brazile (6)Khalif Battle

✓ - Bud Walton Arena Record

Home Games in CAPS | * - Southeastern Conference game | + Bad Boy Mowers Battle 4 Atlantis (Paradise Island, Bahamas - Imperial Arena) | % - SEC/ACC Challenge | @ - played in Tulsa, Okla. (BOK Center) | & - played in North Little Rock (Simmons Bank Arena) | ^ - SEC Tournament (Nashville, Tenn. - Bridgestone Arena) |

ATTENDANCE SUMMARY	GAMES	TOTALS	AVG/GAME
HOME	16	308344	19272
AWAY	7	63380	9054
NEUTRAL	5	37104	7421
TOTAL	28	408828	14601

ARKANSAS RAZORBACKS

2023-24 COMBINED REPORT

RECORD:	OVERALL	HOME	AWAY	NEUTRAL
ALL GAMES	14-14	10-6	2-5	2-3
CONFERENCE	5-10	3-5	2-5	0-0
NON-CONFERENCE	9-4	7-1	0-0	2-3

#	Player	GP	GS	Min	Avg	• TOTAL •			• 3-PTS •			• REBOUNDS •				PF	FO	A	TO	Blk	Stl	Pts	Avg				
						FG	FGA	Pct	3FG	FGA	Pct	FT	FTA	Pct	Off									Def	Tot	Avg	
12	Tramon Mark	26	23	832	32.0	146	296	.493	30	79	.380	116	146	.795	11	99	110	4.2	73	2	43	44	22	30	438	16.8	
0	Khalif Battle	27	8	602	22.3	87	223	.390	42	111	.378	127	151	.841	5	68	73	2.7	62	3	33	32	3	19	343	12.7	
2	Trevon Brazile	21	18	544	25.9	59	126	.468	19	53	.358	39	57	.684	35	95	130	6.2	45	2	10	35	25	14	176	8.4	
1	Keyon Menifield Jr.	14	4	271	19.4	36	96	.375	13	41	.317	26	35	.743	4	25	29	2.1	17	0	22	21	4	5	111	7.9	
11	Jalen Graham	20	5	296	14.8	66	116	.569	0	1	.000	16	37	.432	25	35	60	3.0	40	1	13	16	21	11	148	7.4	
15	Makhi Mitchell	28	5	491	17.5	73	120	.608	0	1	.000	56	71	.789	37	88	125	4.5	64	3	29	31	35	11	202	7.2	
3	EI Ellis	26	17	523	20.1	56	148	.378	17	55	.309	36	46	.783	7	44	51	2.0	26	1	45	38	3	11	165	6.3	
4	Davonte Davis	25	23	705	28.2	53	148	.358	14	57	.246	28	38	.737	20	74	94	3.8	63	0	54	27	1	15	148	5.9	
24	Jeremiah Davenport	26	8	411	15.8	41	124	.331	23	87	.264	22	29	.759	14	28	42	1.6	43	0	21	15	8	8	127	4.9	
8	Chandler Lawson	28	22	412	14.7	45	87	.517	6	14	.429	12	24	.500	22	70	92	3.3	52	1	18	13	27	9	108	3.9	
6	Layden Blocker	27	5	361	13.4	31	77	.403	2	17	.118	36	58	.621	21	21	42	1.6	46	1	27	20	7	21	100	3.7	
5	Joseph Pinion	18	1	102	5.7	12	30	.400	5	18	.278	16	18	.889	1	10	11	0.6	12	0	3	6	6	4	45	2.5	
10	Baye Fall	9	0	45	5.0	1	2	.500	0	0	.000	5	15	.333	5	7	12	1.3	10	1	0	6	6	3	7	0.8	
7	Denijay Harris	11	1	48	4.4	2	4	.500	0	0	.000	3	8	.375	4	5	9	0.8	4	0	3	3	1	0	7	0.6	
45	Lawson Blake	4	0	2	0.5	0	0	.000	0	0	.000	1	2	.500	0	1	1	0.3	0	0	0	0	0	0	1	0.3	
21	Cade Arbogast	6	0	5	0.8	0	2	.000	0	0	.000	0	0	.000	0	0	0	0.0	1	0	0	0	0	0	0	0.0	
TM	TEAM.....																										
	The Hogs.....	28				708	1599	.443	171	534	.320	539	735	.733	251	727	978	34.9	558	15	321	328	169	161	2126	75.9	
	Opponents.....	28				747	1713	.436	204	598	.341	484	661	.732	311	712	1023	36.5	593	-	351	308	83	172	2182	77.9	

Team Statistics	ARK	OPP
SCORING	2126	2182
Points per game	75.9	77.9
Scoring margin	-2.0	-
FIELD GOALS-ATT	708-1599	747-1713
Field goal pct	.443	.436
3 POINT FG-ATT	171-534	204-598
3-point FG pct	.320	.341
3-pt FG made per game	6.1	7.3
FREE THROWS-ATT	539-735	484-661
Free throw pct	.733	.732
F-Throws made per game	19.3	17.3
REBOUNDS	978	1023
Rebounds per game	34.9	36.5
Rebounding margin	-1.6	-
ASSISTS	321	351
Assists per game	11.5	12.5
TURNOVERS	328	308
Turnovers per game	11.7	11.0
Turnover margin	-0.7	-
Assist/turnover ratio	1.0	1.1
STEALS	161	172
Steals per game	5.8	6.1
BLOCKS	169	83
Blocks per game	6.0	3.0
ATTENDANCE	308344	100484
Home games-Avg/Game	16-19272	7-9054
Neutral site-Avg/Game	-	5-7421

SCORE BY PERIODS:	1st	2nd	OT	OT2	Total
Arkansas	961	1147	7	11	2126
Opponents	970	1197	7	8	2182

Date	Ark. Rank	Opponent	Result	Score	Attend
11/06/23	14/14	ALCORN	W	93-59	19200
11/10/23	14/14	GARDNER-WEBB	W	86-68	19200
11/13/23	14/14	OLD DOMINION	W	86-77	19200
11/17/23	14/14	UNC GREENSBORO	L	72-78	19200
+ 11/22/23	20/RV	vs Stanford	2OT W	77-74	820
+ 11/23/23	20/RV	vs Memphis	L	79-84	982
+ 11/24/23	20/RV	vs #14/14 North Carolina	L	72-87	1456
% 11/29/23	RV/RV	#7/7 DUKE	W	80-75	✓ 20344
12/04/23	RV/--	FURMAN	W	97-83	19200
@ 12/09/23	RV/--	vs #19/22 Oklahoma	L	70-79	17485
& 12/16/23	--/--	vs Lipscomb	W	69-66	16361
12/21/23	--/--	ABILENE CHRISTIAN	W	83-73	19200
12/30/23	--/--	UNCW	W	106-90	19200
* 01/06/24	--/--	#25/24 AUBURN	L	51-83	19200
* 01/10/24	--/--	at Georgia	L	66-76	7820
* 01/13/24	--/--	at Florida	L	68-90	10445
* 01/16/24	--/--	TEXAS A&M	W	78-77	19200
* 01/20/24	--/--	RV/-- SOUTH CAROLINA	L	64-77	19200
* 01/24/24	--/--	at #RV/RV Ole Miss	L	51-77	8207
* 01/27/24	--/--	#6/6 KENTUCKY	L	57-63	19200
* 01/31/24	--/--	at Missouri	W	91-84	11020
* 02/03/24	--/--	at LSU	L	74-95	7880
* 02/10/24	--/--	GEORGIA	W	78-75	19200
* 02/14/24	--/--	#8/9 TENNESSEE	L	63-92	19200
* 02/17/24	--/--	at Mississippi St.	L	67-71	9219
* 02/20/24	--/--	at Texas A&M	W	78-71	8789
* 02/24/24	--/--	MISSOURI	W	88-73	19200
* 02/27/24	--/--	VANDERBILT	L	82-85	19200

✓ - BUD WALTON ARENA RECORD

* = SEC game || + Bad Boy Mowers Battle 4 Atlantis (Paradise Island, Bahamas (Imperial Arena)) || % - Big 12/SEC Challenge
 @ - played in Tulsa, Okla. (BOK Center) || & - played in North Little Rock (Simmons Bank Arena)
 ^ - SEC Tournament (Nashville, Tenn. - Bridgestone Arena)

ARKANSAS RAZORBACKS

2023-24 SEASON STATISTICS • ALL GAMES



RECORD:	OVERALL	HOME	AWAY	NEUTRAL
ALL GAMES	14-14	10-6	2-5	2-3
CONFERENCE	5-10	3-5	2-5	0-0
NON-CONFERENCE	9-4	7-1	0-0	2-3

##	Player	GPGS	Min	Avg	• TOTAL •			• 3-PTS •			• REBOUNDS •				PF	FO	A	TO	Blk	St	Pts	Avg																		
					FG	FGA	Pct	3FG	FGA	Pct	FT	FTA	Pct	Off									Def	Tot	Avg															
12	Tramon Mark	26	23	832	32.0	146	296	.493	30	79	.380	116	146	.795	11	99	110	4.2	73	2	43	44	22	30	438	16.8														
0	Khalif Battle	27	8	602	22.3	87	223	.390	42	111	.378	127	151	.841	5	68	73	2.7	62	3	33	32	3	19	343	12.7														
2	Trevon Brazile	21	18	544	25.9	59	126	.468	19	53	.358	39	57	.684	35	95	130	6.2	45	2	10	35	25	14	176	8.4														
1	Keyon Menifield Jr.	14	4	271	19.4	36	96	.375	13	41	.317	26	35	.743	4	25	29	2.1	17	0	22	21	4	5	111	7.9														
11	Jalen Graham	20	5	296	14.8	66	116	.569	0	1	.000	16	37	.432	25	35	60	3.0	40	1	13	16	21	11	148	7.4														
15	Makhi Mitchell	28	5	491	17.5	73	120	.608	0	1	.000	56	71	.789	37	88	125	4.5	64	3	29	31	35	11	202	7.2														
3	Ei Ellis	26	17	523	20.1	56	148	.378	17	55	.309	36	46	.783	7	44	51	2.0	26	1	45	38	3	11	165	6.3														
4	Davonte Davis	25	23	705	28.2	53	148	.358	14	57	.246	28	38	.737	20	74	94	3.8	63	0	54	27	1	15	148	5.9														
24	Jeremiah Davenport	26	8	411	15.8	41	124	.331	23	87	.264	22	29	.759	14	28	42	1.6	43	0	21	15	8	8	127	4.9														
8	Chandler Lawson	28	22	412	14.7	45	87	.517	6	14	.429	12	24	.500	22	70	92	3.3	52	1	18	13	27	9	108	3.9														
6	Layden Blocker	27	5	361	13.4	31	77	.403	2	17	.118	36	58	.621	21	21	42	1.6	46	1	27	20	7	21	100	3.7														
5	Joseph Pinion	18	1	102	5.7	12	30	.400	5	18	.278	16	18	.889	1	10	11	0.6	12	0	3	6	6	4	45	2.5														
10	Baye Fall	9	0	45	5.0	1	2	.500	0	0	.000	5	15	.333	5	7	12	1.3	10	1	0	6	6	3	7	0.8														
7	Denijay Harris	11	1	48	4.4	2	4	.500	0	0	.000	3	8	.375	4	5	9	0.8	4	0	3	3	1	0	7	0.6														
45	Lawson Blake	4	0	2	0.5	0	0	.000	0	0	.000	1	2	.500	0	1	1	0.3	0	0	0	0	0	0	1	0.3														
21	Cade Arbogast	6	0	5	0.8	0	2	.000	0	0	.000	0	0	.000	0	0	0	0.0	1	0	0	0	0	0	0	0.0														
TEAM.....															40	57	97	3.5	0		21		0																	
Arkansas.....															28				708	1599	.443	171	534	.320	539	735	.733	251	727	978	34.9	558	15	321	328	169	161	2126	75.9	
Opponents.....															28				747	1713	.436	204	598	.341	484	661	.732	311	712	1023	36.5	593	-	351	308	83	172	2182	77.9	

SCORE BY PERIODS:	1st	2nd	OT	OT2	Total
Arkansas	961	1147	7	11	2126
Opponents	970	1197	7	8	2182

DEADBALL REBOUNDS:	OFF	DEF	TOTAL
Arkansas	111	12	123
Opponents	93	12	105

ARKANSAS RAZORBACKS

2023-24 STATISTICS • SEC GAMES ONLY



RECORD:	OVERALL	HOME	AWAY
CONFERENCE	5-10	3-5	2-5

##	Player	GPGS	Min	Avg	• TOTAL •			• 3-PTS •			• REBOUNDS •				PF	FO	A	TO	Blk	St	Pts	Avg																			
					FG	FGA	Pct	3FG	FGA	Pct	FT	FTA	Pct	Off									Def	Tot	Avg																
12	Tramon Mark	14	14	476	34.0	74	166	.446	14	42	.333	72	88	.818	8	62	70	5.0	38	1	25	28	17	21	234	16.7															
0	Khalif Battle	14	8	297	21.2	42	111	.378	18	54	.333	55	65	.846	4	32	36	2.6	26	1	18	12	3	13	157	11.2															
15	Makhi Mitchell	15	2	308	20.5	43	78	.551	0	1	.000	43	52	.827	28	56	84	5.6	37	2	19	18	20	6	129	8.6															
11	Jalen Graham	11	5	187	17.0	40	76	.526	0	1	.000	10	26	.385	13	18	31	2.8	27	1	10	11	13	10	90	8.2															
3	Ei Ellis	13	9	301	23.2	30	79	.380	11	31	.355	16	20	.800	4	23	27	2.1	15	1	19	22	1	7	87	6.7															
1	Keyon Menifield Jr.	11	3	189	17.2	23	71	.324	10	30	.333	10	14	.714	1	15	16	1.5	13	0	13	14	4	5	66	6.0															
2	Trevon Brazile	8	5	184	23.0	15	38	.395	4	18	.222	14	22	.636	8	33	41	5.1	14	1	1	11	6	4	48	6.0															
24	Jeremiah Davenport	14	2	246	17.6	24	71	.338	13	50	.260	13	17	.765	8	19	27	1.9	31	0	12	9	2	3	74	5.3															
4	Davonte Davis	12	10	297	24.8	19	58	.328	4	22	.182	10	12	.833	6	28	34	2.8	30	0	17	11	1	6	52	4.3															
5	Joseph Pinion	9	0	65	7.2	8	19	.421	4	12	.333	9	9	1.000	1	7	8	0.9	7	0	3	5	4	1	29	3.2															
6	Layden Blocker	15	3	179	11.9	13	42	.310	2	13	.154	18	30	.600	12	7	19	1.3	21	0	12	9	3	9	46	3.1															
8	Chandler Lawson	15	13	216	14.4	16	38	.421	3	7	.429	4	10	.400	7	31	38	2.5	27	1	12	6	7	4	39	2.6															
10	Baye Fall	5	0	22	4.4	0	0	.000	0	0	.000	3	7	.429	2	0	2	0.4	2	0	0	2	1	0	3	0.6															
7	Denijay Harris	6	1	32	5.3	1	2	.500	0	0	.000	0	0	.000	1	1	2	0.3	3	0	0	0	1	0	2	0.3															
21	Cade Arbogast	3	0	1	0.3	0	0	.000	0	0	.000	0	0	.000	0	0	0	0.0	0	0	0	0	0	0	0	0.0															
45	Lawson Blake	2	0	0	0.0	0	0	.000	0	0	.000	0	0	.000	0	0	0	0.0	0	0	0	0	0	0	0	0.0															
TM TEAM.....															26	27	53	3.5	0		10		0																		
Razorbacks.....															15				348	849	.410	83	281	.295	277	372	.745	129	359	488	32.5	291	8	161	168	83	89	1056	70.4		
Opponents.....															15				406	896	.453	106	304	.349	271	355	.763	170	403	573	38.2	307	-	186	161	63	87	1189	79.3		

SCORE BY PERIODS:	1st	2nd	Total
Arkansas	494	562	1056
Opponents	532	657	1189

DEADBALL REBOUNDS:	OFF	DEF	TOTAL
Arkansas	57	4	61
Opponents	41	6	47

2023-24 RAZORBACK GAME-BY-GAME STATISTICS

Opponent	Date	Score	W/L	• TOTAL •			• 3-PTRS •			• REBOUNDS •				PF	A	TO	Blk	Stl	Pts	Avg			
				FG	FGA	Pct	3FG	FGA	Pct	FT	FTA	Pct	Off								Def	Tot	Avg
ALCORN	11/06/23	93-59	W	28	54	.519	12	30	.400	25	37	.676	14	30	44	44.0	22	20	15	4	10	93	93.0
GARDNER-WEBB	11/10/23	86-68	W	30	60	.500	7	18	.389	19	31	.613	7	39	46	45.0	20	11	10	15	4	86	89.5
OLD DOMINION	11/13/23	86-77	W	30	59	.508	8	19	.421	18	29	.621	8	27	35	41.7	12	15	4	6	3	86	88.3
UNC GREENSBORO	11/17/23	72-78	L	24	55	.436	4	23	.174	20	25	.800	6	24	30	38.8	22	7	13	6	4	72	84.2
vs Stanford	11/22/23	77-74	Wot	23	76	.303	5	19	.263	26	33	.788	21	31	52	41.4	23	6	13	5	9	77	82.8
vs Memphis	11/23/23	79-84	L	26	55	.473	7	18	.389	20	27	.741	13	20	33	40.0	25	7	18	2	4	79	82.2
vs North Carolina	11/24/23	72-87	L	26	55	.473	5	17	.294	15	20	.750	6	21	27	38.1	27	6	12	6	4	72	80.7
DUKE	11/29/23	80-75	W	26	53	.491	9	22	.409	19	30	.633	5	35	40	38.4	21	17	12	10	6	80	80.6
FURMAN	12/04/23	97-83	W	37	61	.607	8	19	.421	15	21	.714	6	32	38	38.3	19	21	11	10	7	97	82.4
vs Oklahoma	12/09/23	70-79	L	20	50	.400	4	18	.222	26	31	.839	6	19	25	37.0	18	8	13	6	10	70	81.2
vs Lipscomb	12/16/23	69-66	W	30	57	.526	5	15	.333	4	8	.500	8	27	35	36.8	14	17	14	5	4	69	80.1
ABILENE CHRISTIAN	12/21/23	83-73	W	27	52	.519	7	15	.467	22	28	.786	7	38	45	37.5	17	9	17	6	2	83	80.3
UNCW	12/30/23	106-90	W	33	63	.524	7	20	.350	33	43	.767	15	25	40	37.7	27	16	8	5	5	106	82.3
AUBURN	01/06/24	51-83	L	18	58	.310	7	24	.292	8	15	.533	7	25	32	37.3	11	8	13	4	4	51	80.1
at Georgia	01/10/24	66-76	L	24	60	.400	3	21	.143	15	22	.682	10	29	39	37.4	22	11	15	7	6	66	79.1
at Florida	01/13/24	68-90	L	23	61	.377	5	15	.333	17	25	.680	9	22	31	37.0	16	8	9	8	8	68	78.4
TEXAS A&M	01/16/24	78-77	W	20	51	.392	7	19	.368	31	40	.775	3	32	35	36.9	24	10	8	9	1	78	78.4
SOUTH CAROLINA	01/20/24	64-77	L	23	62	.371	5	18	.278	13	16	.813	8	19	27	36.3	17	9	5	3	4	64	77.6
at Ole Miss	01/24/24	51-77	L	17	51	.333	5	22	.227	12	18	.667	9	19	28	35.9	13	13	14	8	3	51	76.2
KENTUCKY	01/27/24	57-63	L	20	60	.333	4	19	.211	13	18	.722	11	33	44	36.3	15	9	13	9	5	57	75.2
at Missouri	01/31/24	91-84	W	33	61	.541	4	6	.667	21	26	.808	12	23	35	36.2	21	14	15	6	10	91	76.0
at LSU	02/03/24	74-95	L	24	55	.436	3	13	.231	23	33	.697	9	21	30	36.0	20	10	12	3	8	74	75.9
GEORGIA	02/10/24	78-75	W	28	49	.571	5	14	.357	17	26	.654	5	23	28	35.6	15	10	12	6	9	78	76.0
TENNESSEE	02/14/24	63-92	L	22	58	.379	8	23	.348	11	15	.733	9	16	25	35.2	20	9	15	3	12	63	75.5
at Mississippi St.	02/17/24	67-71	L	25	55	.455	3	17	.176	14	19	.737	8	19	27	34.8	25	10	8	6	4	67	75.1
at Texas A&M	02/20/24	78-71	W	23	59	.390	4	15	.267	28	34	.824	11	29	40	35.0	27	12	11	8	7	78	75.2
MISSOURI	02/24/24	88-73	W	25	52	.481	10	25	.400	28	34	.824	7	26	33	35.0	22	16	5	2	4	88	75.7
VANDERBILT	02/27/24	82-85	L	23	57	.404	10	30	.333	26	31	.839	11	23	34	34.9	23	12	13	1	4	82	75.9
Arkansas		2126		708	1599	.443	171	534	.320	539	735	.733	251	727	978	34.9	558	321	328	169	161	2126	75.9
Opponents		2182		747	1713	.436	204	598	.341	484	661	.732	311	712	1023	36.5	593	351	308	83	172	2182	77.9

Games played: 28
Points/game: 75.9
FG Pct: 44.3
3FG Pct: 32.0
FT Pct: 73.3

Rebounds/game: 34.9
Assists/game: 11.5
Turnovers/game: 11.7
Assist/turnover ratio: 1.0
Steals/game: 5.8
Blocks/game: 6.0

2023-24 OPPONENT GAME-BY-GAME STATISTICS

Opponent	Date	Score	W/L	• TOTAL •			• 3-PTRS •			FT			• REBOUNDS •				PF	A	TO	Blk	Stl	Pts	Avg
				FG	FGA	Pct	3FG	FGA	Pct	FT	FTA	Pct	Off	Def	Tot	Avg							
ALCORN	11/06/23	93-59	W	20	51	.392	3	9	.333	16	26	.615	7	19	26	26.0	27	7	16	3	7	59	59.0
GARDNER-WEBB	11/10/23	86-68	W	25	72	.347	6	23	.261	12	21	.571	11	29	40	33.0	19	14	10	0	9	68	63.5
OLD DOMINION	11/13/23	86-77	W	31	71	.437	11	24	.458	4	5	.800	12	27	39	35.0	22	14	10	1	3	77	68.0
UNC GREENSBORO	11/17/23	72-78	L	26	54	.481	9	24	.375	17	23	.739	5	27	32	34.2	22	15	10	1	8	78	70.5
vs Stanford	11/22/23	77-74	Wot	26	65	.400	9	30	.300	13	24	.542	12	34	46	36.6	23	16	19	0	4	74	71.2
vs Memphis	11/23/23	79-84	L	26	53	.491	8	24	.333	24	30	.800	9	15	24	34.5	20	14	13	7	10	84	73.3
vs North Carolina	11/24/23	72-87	L	28	57	.491	6	14	.429	25	35	.714	13	25	38	35.0	24	11	10	0	3	87	75.3
DUKE	11/29/23	80-75	W	24	67	.358	6	22	.273	21	31	.677	11	23	34	34.9	24	10	8	3	7	75	75.2
FURMAN	12/04/23	97-83	W	28	73	.384	12	32	.375	15	20	.750	15	20	35	34.9	20	15	11	1	7	83	76.1
vs Oklahoma	12/09/23	70-79	L	25	49	.510	7	18	.389	22	28	.786	8	25	33	34.7	22	11	15	0	6	79	76.4
vs Lipscomb	12/16/23	69-66	W	26	67	.388	7	30	.233	7	9	.778	12	22	34	34.6	13	10	9	1	8	66	75.5
ABILENE CHRISTIAN	12/21/23	83-73	W	28	72	.389	4	16	.250	13	20	.650	11	23	34	34.6	21	15	8	1	10	73	75.2
UNCW	12/30/23	106-90	W	28	66	.424	10	28	.357	24	34	.706	15	20	35	34.6	29	13	8	2	3	90	76.4
AUBURN	01/06/24	51-83	L	34	70	.486	7	18	.389	8	11	.727	11	35	46	35.4	14	16	7	5	5	83	76.9
at Georgia	01/10/24	66-76	L	25	60	.417	9	27	.333	17	22	.773	9	31	40	35.7	21	13	13	5	7	76	76.8
at Florida	01/13/24	68-90	L	33	67	.493	9	25	.360	15	20	.750	15	33	48	36.5	15	12	12	7	8	90	77.6
TEXAS A&M	01/16/24	78-77	W	24	74	.324	6	29	.207	23	33	.697	19	28	47	37.1	26	5	2	3	5	77	77.6
SOUTH CAROLINA	01/20/24	64-77	L	28	54	.519	9	18	.500	12	17	.706	8	31	39	37.2	16	20	10	1	1	77	77.6
at Ole Miss	01/24/24	51-77	L	31	66	.470	7	19	.368	8	10	.800	16	27	43	37.5	17	17	9	6	8	77	77.5
KENTUCKY	01/27/24	57-63	L	23	63	.365	9	20	.450	8	12	.667	8	31	39	37.6	19	13	9	6	8	63	76.8
at Missouri	01/31/24	91-84	W	27	59	.458	10	20	.500	20	22	.909	11	15	26	37.0	23	13	18	4	9	84	77.1
at LSU	02/03/24	74-95	L	29	53	.547	12	23	.522	25	28	.893	5	26	31	36.8	25	17	11	6	5	95	78.0
GEORGIA	02/10/24	78-75	W	26	54	.481	4	18	.222	19	23	.826	8	19	27	36.3	17	10	14	2	5	75	77.8
TENNESSEE	02/14/24	63-92	L	33	58	.569	5	17	.294	21	24	.875	8	28	36	36.3	17	14	12	4	9	92	78.4
at Mississippi St.	02/17/24	67-71	L	24	50	.480	4	15	.267	19	32	.594	17	25	42	36.6	20	10	14	3	3	71	78.1
at Texas A&M	02/20/24	78-71	W	20	60	.333	6	20	.300	25	39	.641	20	27	47	37.0	26	13	12	4	5	71	77.8
MISSOURI	02/24/24	88-73	W	20	51	.392	5	19	.263	28	30	.933	6	21	27	36.6	28	6	8	4	3	73	77.7
VANDERBILT	02/27/24	82-85	L	29	57	.509	4	16	.250	23	32	.719	9	26	35	36.5	23	7	10	3	6	85	77.9
Opponents		2182		747	1713	.436	204	598	.341	484	661	.732	311	712	1023	36.5	593	351	308	83	172	2182	77.9
Arkansas		2126		708	1599	.443	171	534	.320	539	735	.733	251	727	978	34.9	558	321	328	169	161	2126	75.9

Games played: 28
Points/game: 77.9
FG Pct: 43.6
3FG Pct: 34.1
FT Pct: 73.2

Rebounds/game: 36.5
Assists/game: 12.5
Turnovers/game: 11.0
Assist/turnover ratio: 1.1
Steals/game: 6.1
Blocks/game: 3.0

2023-24 ARKANSAS RAZORBACKS GAME HIGHS AND LEADERS

Opponent	DATE	SCORE	RESULT	POINTS	REBOUNDS	ASSISTS	STEALS	BLOCKED SHOTS
ALCORN	11/06/23	93-59	W	21-Khalif Battle	8-Jalen Graham	5-Davonte Davis	2-Baye Fall Joseph Pinion	2-Baye Fall
GARDNER-WEBB	11/10/23	86-68	W	21-Khalif Battle	7-Trevon Brazile	3-EI Ellis	1-EI Ellis Davonte Davis Baye Fall Chandler Lawson	5-Trevon Brazile
OLD DOMINION	11/13/23	86-77	W	17-EI Ellis	10-Makhi Mitchell	8-EI Ellis	1-EI Ellis Davonte Davis Trevon Brazile	4-Trevon Brazile
UNC GREENSBORO	11/17/23	72-78	L	21-Tramon Mark	9-Trevon Brazile	3-Davonte Davis	3-Tramon Mark	2-Trevon Brazile Jeremiah Davenport
vs Stanford	11/22/23	77-74	WOT	25-Tramon Mark	17-Trevon Brazile	3-Davonte Davis	3-Layden Blocker	5-Chandler Lawson
vs Memphis	11/23/23	79-84	L	21-Khalif Battle	10-Trevon Brazile	3-EI Ellis	2-Trevon Brazile	2-Makhi Mitchell
vs North Carolina	11/24/23	72-87	L	34-Tramon Mark	5-Tramon Mark	2-Chandler Lawson	3-Layden Blocker	2-Trevon Brazile
DUKE	11/29/23	80-75	W	21-Khalif Battle	11-Trevon Brazile	6-EI Ellis	2-Layden Blocker	6-Chandler Lawson
FURMAN	12/04/23	97-83	W	25-Khalif Battle	10-Davonte Davis	8-Davonte Davis	2-Tramon Mark	3-Layden Blocker Chandler Lawson
vs Oklahoma	12/09/23	70-79	L	13-Khalif Battle	6-Makhi Mitchell	2-Makhi Mitchell Jalen Graham Tramon Mark	2-Makhi Mitchell Trevon Brazile	3-Makhi Mitchell
vs Lipscomb	12/16/23	69-66	W	17-Tramon Mark	6-Trevon Brazile	4-Layden Blocker	2-Jeremiah Davenport Layden Blocker	2-Jalen Graham
ABILENE CHRISTIAN	12/21/23	83-73	W	25-Tramon Mark	11-Tramon Mark	2-Tramon Mark Davonte Davis Keyon Menifield Jr.	1-Trevon Brazile Khalif Battle	2-Jalen Graham Chandler Lawson
UNCW	12/30/23	106-90	W	32-Keyon Menifield Jr.	8-Trevon Brazile	6-Davonte Davis	3-Davonte Davis	2-Makhi Mitchell
AUBURN	01/06/24	51-83	L	14-Keyon Menifield Jr.	7-Trevon Brazile	4-Keyon Menifield Jr.	2-Jalen Graham	3-Trevon Brazile
at Georgia	01/10/24	66-76	L	24-Tramon Mark	7-Tramon Mark	3-Khalif Battle Makhi Mitchell Tramon Mark	3-Tramon Mark	3-Makhi Mitchell Tramon Mark
at Florida	01/13/24	68-90	L	14-Layden Blocker	7-Trevon Brazile	3-Jeremiah Davenport	2-Trevon Brazile Tramon Mark Layden Blocker	3-Makhi Mitchell
TEXAS A&M	01/16/24	78-77	W	35-Tramon Mark	6-EI Ellis Davonte Davis	4-Chandler Lawson	1-Keyon Menifield Jr.	3-Tramon Mark
SOUTH CAROLINA	01/20/24	64-77	L	18-Tramon Mark	7-Chandler Lawson	2-EI Ellis	1-Tramon Mark Layden Blocker Trevon Brazile Davonte Davis	1-Trevon Brazile Chandler Lawson Jalen Graham
at Ole Miss	01/24/24	51-77	L	11-Khalif Battle	4-Khalif Battle Trevon Brazile	3-Layden Blocker	1-Chandler Lawson Keyon Menifield Jr. Trevon Brazile	3-Joseph Pinion
KENTUCKY	01/27/24	57-63	L	12-Makhi Mitchell	13-Makhi Mitchell	3-Tramon Mark	2-Tramon Mark	4-Makhi Mitchell
at Missouri	01/31/24	91-84	W	22-Tramon Mark	14-Makhi Mitchell	4-Jalen Graham	4-Jalen Graham	3-Jalen Graham
at LSU	02/03/24	74-95	L	20-Tramon Mark	6-Tramon Mark	4-Makhi Mitchell	2-Layden Blocker Jalen Graham Tramon Mark	2-Jalen Graham
GEORGIA	02/10/24	78-75	W	15-EI Ellis Keyon Menifield Jr.	5-Makhi Mitchell EI Ellis Tramon Mark	3-EI Ellis Davonte Davis	3-Tramon Mark EI Ellis	3-Makhi Mitchell
TENNESSEE	02/14/24	63-92	L	12-Tramon Mark	7-Jalen Graham	4-Davonte Davis	3-Tramon Mark	1-Keyon Menifield Jr. Jalen Graham Tramon Mark
at Mississippi St.	02/17/24	67-71	L	21-Makhi Mitchell	9-Makhi Mitchell	4-EI Ellis	2-Makhi Mitchell	2-Makhi Mitchell Tramon Mark
at Texas A&M	02/20/24	78-71	W	26-Tramon Mark	13-Makhi Mitchell	5-Tramon Mark	2-Layden Blocker Jeremiah Davenport Khalif Battle	4-Makhi Mitchell
MISSOURI	02/24/24	88-73	W	42-Khalif Battle	9-Davonte Davis	6-Davonte Davis	1-EI Ellis Davonte Davis Makhi Mitchell Khalif Battle	1-Tramon Mark Davonte Davis
VANDERBILT	02/27/24	82-85	L	36-Khalif Battle	6-Khalif Battle Trevon Brazile Tramon Mark	3-EI Ellis Khalif Battle	3-Khalif Battle	1-Trevon Brazile

LED TEAM IN POINTS (including ties)	LED TEAM IN REBS (including ties)	LED TEAM IN ASSISTS (including ties)	LED TEAM IN STEALS (including ties)	LED TEAM IN BLKS (including ties)
Mark 12	Brazile 11	Davis 9	Mark 8	Mitchell 9
Battle 9	Mitchell 7	Ellis 8	Brazile 7	Brazile 7
Menifield 3	Mark 4	Mark 5	Blocker 7	Lawson 5
Ellis 2	Davis 3	Menifield 2	Davis 5	Graham 5
Mitchell 2	Graham 2	Mitchell 2	Ellis 4	Mark 5
Blocker 1	Ellis 2	Lawson 2	Battle 4	Davenport 1
	Battle 2	Blocker 2	Mitchell 3	Fall 1
	Lawson 1	Graham 2	Fall 2	Blocker 1
		Battle 2	Lawson 2	Pinion 1
		Davenport 1	Lawson 2	Menifield 1
			Graham 2	Davis 1
			Davenport 2	
			Pinion 1	

ARKANSAS RAZORBACKS

2023-24 GAME-BY-GAME POINTS-ASSISTS-REBOUNDS

Opponent	Date	Score	WL	0	1	2	3	4	5	6	7	8	10	11	12	15	21	24	45
				Battle	Menifield	Brazile	Ellis	Davis	Pinion	Blocker	Harris	Lawson	Fall	Graham	Mark	Mitchell	Arbogast	Davenport	Blake
ALCORN	11/06/23	93-59	W	21-3-2	--	13-6-0	8-0-4	5-5-5	7-1-0	0-0-1	5-7-2	2-2-0	4-4-0	8-8-0	16-1-3	0-0-0	0-0-0	3-3-3	1-1-0
GW	11/10/23	86-68	W	21-4-1	--	10-7-0	13-6-3	4-5-2	5-0-0	DNP	0-0-1	5-3-0	0-4-0	4-3-0	14-3-2	5-5-2	0-0-0	5-3-0	0-0-0
ODU	11/13/23	86-77	W	13-2-1	--	11-4-2	17-3-8	16-5-2	DNP	0-0-0	DNP	2-2-0	DNP	2-0-0	7-6-1	15-10-1	DNP	3-1-0	DNP
UNCG	11/17/23	72-78	L	11-6-2	--	9-9-0	19-4-0	10-6-3	0-0-0	0-0-0	DNP	0-1-0	DNP	DNP-Inj	21-2-1	2-0-1	DNP	0-0-0	DNP
vs STAN	11/22/23	77-74	WOT	9-1-0	--	14-17-2	0-0-0	10-6-3	0-1-0	4-2-0	DNP	9-13-0	DNP	DNP-Inj	25-1-1	6-3-0	DNP	0-0-0	DNP
vs MEM	11/23/23	79-84	L	21-2-0	--	13-10-1	0-1-3	15-3-1	0-0-0	9-3-1	DNP	5-3-0	DNP	DNP-Inj	12-1-0	4-2-1	DNP	DNP-Inj	DNP
vs UNC	11/24/23	72-87	L	9-4-1	--	0-2-1	0-2-0	0-1-0	0-0-0	11-2-1	0-0-0	4-3-2	0-1-0	DNP-Inj	34-5-0	5-1-0	DNP	9-1-1	DNP
DUKE	11/29/23	80-75	W	21-5-5	--	19-11-0	9-3-6	3-3-2	DNP	9-3-1	DNP	7-8-1	0-1-0	0-0-0	DNP-Inj	6-3-1	DNP	6-0-1	DNP
FURMAN	12/04/23	97-83	W	25-1-1	--	13-4-0	3-3-2	7-10-8	DNP	9-5-5	DNP	19-3-1	DNP	2-3-0	7-3-2	8-2-1	DNP	4-0-1	DNP
vs OU	12/09/23	70-79	L	13-2-1	--	0-1-1	5-0-0	4-4-0	4-1-0	7-2-0	DNP	0-0-0	DNP	8-5-2	8-2-2	9-6-2	DNP	12-1-0	DNP
vs LIP	12/16/23	69-66	W	2-2-0	2-3-2	6-6-1	0-0-0	4-3-3	0-0-0	2-4-4	0-0-0	4-1-0	DNP	11-1-1	17-3-3	12-5-0	DNP	9-4-3	DNP
ACU	12/21/23	83-73	W	18-4-0	11-6-2	8-4-0	0-0-0	4-3-2	DNP	0-0-1	DNP	9-10-1	DNP	7-3-0	25-11-2	1-3-1	DNP	0-1-0	DNP
UNCW	12/30/23	106-90	W	2-1-1	32-4-5	12-8-1	4-2-0	14-6-6	0-0-0	3-2-1	0-0-0	3-5-1	DNP	16-6-0	18-2-1	0-1-0	0-0-0	2-1-0	DNP
AUB	01/06/24	51-83	L	4-2-0	14-3-4	11-7-0	0-1-0	2-1-1	0-2-0	0-0-0	0-0-0	3-0-0	1-0-0	4-6-0	10-5-2	2-3-1	DNP	DNP	DNP
at UGA	01/10/24	66-76	L	3-1-3	0-0-1	9-6-0	0-0-0	7-6-0	DNP	0-0-0	DNP	0-0-0	DNP	9-1-0	24-7-3	7-6-3	DNP	7-4-1	DNP
at UF	01/13/24	68-90	L	0-1-0	0-0-0	7-7-1	0-0-0	0-0-0	12-2-1	14-4-1	0-0-0	0-0-0	0-0-0	10-5-0	12-4-2	0-4-0	0-0-0	13-0-3	DNP
TA&M	01/16/24	78-77	W	DNP	3-1-2	8-5-0	15-6-2	7-6-1	DNP	0-0-0	DNP	2-5-4	DNP	0-0-0	35-5-0	0-0-1	DNP-Inj	8-1-0	DNP
USC	01/20/24	64-77	L	3-0-0	2-0-0	3-6-0	9-2-2	8-3-1	2-1-0	0-1-1	0-0-0	4-7-1	DNP	3-0-1	18-2-1	4-1-1	DNP-Inj	8-1-1	DNP
at OM	01/24/24	51-77	L	11-4-2	7-1-1	3-4-0	2-3-1	0-0-0	10-1-2	0-2-3	2-1-0	2-0-0	1-1-0	6-2-2	DNP-III	4-1-0	DNP-Inj	3-3-2	DNP
UK	01/27/24	57-63	L	11-5-2	DNP	DNP-Inj	7-3-1	--	0-0-0	2-0-0	DNP	5-7-2	DNP	8-2-0	11-8-3	12-13-1	DNP	1-0-0	DNP
at MIZ	01/31/24	91-84	W	6-3-2	16-2-3	DNP-Inj	DNP	--	DNP	9-3-2	0-0-0	6-3-0	DNP	13-1-4	22-4-1	19-14-2	0-0-0	0-3-0	0-0-0
at LSU	02/03/24	74-95	L	0-1-0	4-1-1	DNP-Inj	DNP	--	2-2-0	9-3-3	0-1-0	6-2-0	DNP	18-4-1	20-6-0	10-3-4	0-0-0	5-3-1	0-0-0
UGA	02/10/24	78-75	W	0-0-0	15-4-1	DNP-Inj	15-5-3	4-4-3	DNP	2-1-0	DNP	4-0-0	DNP	11-3-0	13-5-2	14-5-1	DNP	0-0-0	DNP
UT	02/14/24	63-92	L	8-1-1	5-4-0	DNP-Inj	6-2-1	8-3-4	3-0-0	1-0-0	DNP	2-2-0	1-1-0	8-7-2	12-2-1	1-1-0	DNP	8-0-0	DNP
at MSU	02/17/24	67-71	L	18-2-2	0-0-0	DNP-Inj	8-1-4	8-0-0	0-0-0	0-0-0	DNP	2-6-2	0-0-0	DNP-Inj	6-3-0	21-9-1	DNP	4-5-1	DNP
at TA&M	02/20/24	78-71	W	15-4-2	DNP-Inj	DNP-Inj	1-1-1	0-0-0	DNP	5-3-2	DNP	0-5-2	DNP	DNP-Inj	26-6-5	22-13-0	DNP	9-3-0	DNP
MIZ	02/24/24	88-73	W	42-6-1	DNP-Inj	0-0-0	5-0-1	8-9-6	DNP	4-1-0	DNP	1-1-1	DNP	DNP-Inj	10-7-3	13-6-3	DNP	5-3-1	DNP
VANDY	02/27/24	82-85	L	36-6-3	DNP	7-6-0	19-3-3	0-2-1	0-0-0	0-1-0	DNP	2-0-0	DNP	DNP	15-6-2	0-5-1	DNP	3-1-2	DNP

ARKANSAS RAZORBACKS

2023-24 STARTING LINEUPS

Date	Opponent	1st SUB(S)	Outcome
Nov. 6	Alcorn	Ellis Davis Mark Brazile Lawson Mitchell	W, 93-59
Nov 10	GWU	Ellis Davis Mark Brazile Lawson Battle/Mitchell	W, 86-68
Nov 13	ODU	Ellis Davis Mark Brazile Lawson Mitchell/Battle	W, 86-77
Nov 17	UNCG	Ellis Davis Mark Brazile Davenport Battle	L, 72-78
Nov 22	Stanford	Davis Mark Davenport Brazile Mitchell Lawson	20T W, 77-74
Nov 23	Memphis	Blocker Davis Mark Brazile Mitchell Battle/Ellis	L, 79-84
Nov 24	UNC	Blocker Davis Mark Brazile Mitchell Ellis/Battle	L, 72-87
Nov 29	DUKE	Ellis Davis Davenport Brazile Lawson Battle	W, 80-75
Dec. 4	FUR	Ellis Davis Davenport Brazile Lawson Battle	W, 97-83
Dec. 9	vs Okla	Ellis Davis Mark Brazile Lawson Battle	L, 70-79
Dec. 16	vs Lip	Davis Pinion Davenport Brazile Lawson Mitchell/Mark	W, 69-66
Dec. 21	ACU	Ellis Davis Davenport Brazile Lawson Mark	W, 83-73
Dec. 30	UNCW	Menifield Davis Mark Brazile Lawson Battle/Graham/Pinion/Harris/Ellis	W, 106-90
Jan 6	AUB	Menifield Mark Brazile Graham Lawson Davis	L, 51-83
Jan 10	@ UGA	Menifield Davis Mark Brazile Mitchell Graham	L, 66-76
Jan 13	@ FLA	Mark Davis Davenport Brazile Mitchell Graham	L, 68-90
Jan 16	TX A&M	Ellis Davis Mark Brazile Lawson Menifield	W, 78-77
Jan. 20	S CAR	Ellis Davis Mark Brazile Lawson Davenport/Graham	L, 64-77
Jan. 24	@ OM	Menifield Davis Battle Harris Lawson Mitchell	L, 51-77
Jan. 27	UK	Ellis Battle Mark Graham Lawson Mitchell	L, 57-63
Jan. 31	@ MIZ	Blocker Battle Mark Graham Lawson Mitchell	W, 91-84
Feb. 3	@ LSU	Blocker Battle Mark Graham Lawson Mitchell	L, 74-95
Feb. 10	UGA	Blocker Ellis Mark Davenport Lawson Davis	W, 78-75
Feb. 14	TENN	Ellis Davis Mark Graham Lawson Menifield	L, 63-92
Feb. 17	@ MSU	Ellis Battle Mark Davis Lawson Menifield	L, 67-71
Feb. 20	@ TX A&M	Ellis Battle Mark Davis Lawson Davenport	W, 78-71
Feb. 24	MIZ	Ellis Battle Mark Davis Lawson Mitchell	W, 88-73
Feb. 27	VANDY	Ellis Battle Mark Davis Lawson Mitchell/Davenport	L, 82-85

RECORD BY LINEUP (16 Combinations among 13 Players):

Ellis	Davis	Mark	Brazile	Lawson	4-2	Davis	23	12-11
Ellis	Davis	Mark	Davenport	Brazile	0-1	Mark	23	10-13
Davis	Mark	Davenport	Brazile	Mitchell	1-0	Lawson	22	13-9
Blocker	Davis	Mark	Brazile	Mitchell	0-2	Brazile	18	10-8
Ellis	Davis	Davenport	Brazile	Lawson	3-0	Ellis	17	10-7
Davis	Pinion	Davenport	Brazile	Lawson	1-0	Battle	8	3-5
Menifield	Davis	Mark	Brazile	Lawson	1-0	Davenport	8	6-2
Menifield	Mark	Brazile	Graham	Lawson	0-1	Mitchell	5	1-4
Menifield	Davis	Mark	Brazile	Mitchell	0-1	Graham	5	1-3
Mark	Davis	Davenport	Brazile	Mitchell	0-1	Blocker	5	2-3
Menifield	Davis	Battle	Harris	Lawson	0-1	Menifield	4	1-3
Ellis	Battle	Mark	Graham	Lawson	0-1	Pinion	1	1-0
Blocker	Battle	Mark	Graham	Lawson	1-1	Harris	1	0-1
Blocker	Ellis	Mark	Davenport	Lawson	1-0			
Ellis	Davis	Mark	Graham	Lawson	0-1			
Ellis	Battle	Mark	Davis	Lawson	2-2			

RECORD BY 1ST SUB (Including ties)

Mitchell	10	7-3
Battle	9	6-3
Graham	4	1-3
Menifield	3	1-2
Ellis	3	1-2
Davenport	3	1-2
Mark	2	2-0
Davis	2	1-1
Lawson	1	1-0
Pinion	1	1-0
Harris	1	1-0

ARKANSAS RAZORBACKS

2023-24 SPECIALTY STATS (ARKANSAS/OPPONENT)

Opponent	Pts Off TO	Pts In Paint	2nd Chance	Fast Break	Bench	Lead Chng	Ties	Ark Largest Lead			Ark Run	Opp Largest Lead			Opp Run	Ark Led	Opp Led	Tied	ARK By Half			OPP By Half		
								1	2	OT		1	2	OT					1	2	OT			
ALCORN	22/11	32/30	8/8	18/13	49/17	0	0	37	0:50	2nd	9-0	-- -- --	6-0	39:41	--	0:19	48	48	-	22	37	-		
GARDNER-WEBB	11/15	36/36	7/14	16/8	40/19	7	6	26	4:30	2nd	9-0	8 16:25 1st	8-0	27:24	9:55	2:41	48	38	-	36	32	-		
OLD DOMINION	18/5	44/32	15/16	9/21	33/40	1	1	14	5:06	2nd	10-0	3 17:35 1st	8-0	36:01	2:31	1:28	37	49	-	31	46	-		
UNC GREENSBORO	8/16	30/32	7/7	14/6	13/27	1	2	2	19:42	1st	6-0	15 18:11 2nd	7-0	1:26	35:35	2:59	24	48	-	38	40	-		
vs Stanford	12/10	32/30	21/7	4/7	22/14	10	11	4	3:45	OT1	8-0	9 15:25 2nd	8-0	14:29	26:32	9:22	22	37	7-11	20	39	7-8		
vs Memphis	10/27	20/32	14/14	4/15	26/22	14	9	5	5:20	1st	6-0	10 4:54 2nd	7-0	5:31	30:00	3:29	37	42	-	42	42	-		
vs North Carolina	11/17	36/24	7/10	17/15	22/23	7	7	3	0:565	1st	8-0	15 1:26 2nd	9-0	4:09	33:44	2:07	38	34	-	35	52	-		
DUKE	11/12	28/36	5/14	11/24	36/9	16	8	14	8:55	2nd	7-0	3 9:21 1st	6-0	25:20	7:42	6:58	33	47	-	32	43	-		
FURMAN	15/10	52/30	6/12	23/16	51/24	6	2	20	9:18	2nd	12-0	3 17:42 1st	6-0	36:11	2:26	1:23	40	57	-	35	48	-		
vs Oklahoma	16/13	26/36	8/13	13/4	53/27	6	7	4	14:20	1st	8-0	19 15:20 2nd	12-0	3:55	29:42	6:23	25	45	-	37	42	-		
vs Lipscomb	12/6	36/32	6/13	14/6	46/14	1	1	20	11:59	2nd	9-0	4 18:27 1st	17-0	37:09	1:44	1:07	41	28	-	33	33	-		
ACU	7/16	38/40	9/19	7/15	62/23	6	5	13	2:22	2nd	10-0	9 19:45 2nd	10-0	25:52	9:53	4:15	28	55	-	35	38	-		
UNCW	9/9	30/50	21/25	23/23	27/47	8	8	19	6:22	2nd	7-0	6 9:22 1st	7-0	30:26	4:29	5:05	48	58	-	42	48	-		
AUBURN	6/10	18/48	4/13	7/17	9/46	6	6	6	14:44	1st	8-0	32 0:26 2nd	10-0	5:48	30:30	3:25	30	21	-	37	46	-		
at Georgia	10/25	34/26	10/9	6/11	19/40	0	0	--	--	--	6-0	13 4:57 1st	12-0	--	39:02	0:58	24	42	-	34	42	-		
at Florida	13/6	28/38	8/17	14/14	36/29	4	1	2	18:10	1st	7-0	25 1:03 2nd	13-0	1:37	37:08	1:15	33	35	-	43	44	-		
TEXAS A&M	1/12	22/28	9/25	4/16	11/20	2	1	20	8:01	1st	9-0	1 0:07 2nd	7-0	38:07	0:06	1:48	27	37	-	39	38	-		
SOUTH CAROLINA	8/4	32/38	14/5	8/7	22/17	0	0	--	--	--	6-0	19 10:03 2nd	8-0	--	39:19	0:41	26	31	-	24	39	-		
at Ole Miss	4/22	20/38	11/17	2/12	29/15	0	0	--	--	--	5-0	29 2:05 2nd	10-0	--	39:39	0:21	26	25	-	38	39	-		
KENTUCKY	5/12	30/28	10/5	11/12	15/20	5	3	6	14:44	1st	6-0	10 0:39 2nd	8-0	25:28	11:00	3:32	26	31	-	24	39	-		
at Missouri	25/15	56/30	17/17	19/16	35/28	1	2	23	17:23	2nd	10-0	2 19:11 1st	6-0	37:18	0:19	2:23	47	44	-	38	56	-		
at LSU	10/19	38/30	8/6	19/8	21/31	1	1	2	19:36	1st	7-0	28 2:01 2nd	10-0	1:39	37:08	1:13	30	44	-	45	50	-		
GEORGIA	21/8	42/44	9/11	19/15	44/20	10	15	12	17:38	1st	10-0	4 15:07 1st	8-0	25:45	7:05	7:45	34	44	-	29	46	-		
TENNESSEE	12/27	22/48	8/12	11/14	27/22	6	1	4	18:43	1st	6-0	32 1:56 2nd	9-0	3:46	35:27	0:47	40	23	-	43	46	-		
at Mississippi St	10/11	30/40	8/13	3/5	25/11	5	9	4	19:07	1st	7-0	8 14:46 1st	10-0	2:52	30:38	6:30	29	38	-	34	37	-		
at Texas A&M	13/6	28/24	19/7	7/9	36/27	1	5	10	6:40	2nd	10-0	6 9:26 1st	8-0	25:51	10:55	3:14	35	43	-	31	40	-		
MISSOURI	13/6	26/24	6/12	13/7	22/7	11	7	15	1:29	2nd	11-0	5 9:33 1st	10-0	23:12	9:09	7:21	36	52	-	34	39	-		
VANDERBILT	11/17	26/44	3/15	15/22	10/19	1	1	10	12:46	1st	7-0	16 6:33 2nd	10-0	15:24	23:46	0:50	31	51	-	35	50	-		

BOLD INDICATES SEASON HIGHS

BLACK BOX INDICATES LARGEST UA LEAD IN A LOSS

RED BOX INDICATES LARGEST UA DEFICIT IN A WIN

LAST TIME AN ARKANSAS PLAYER...

• SCORING •

Scored 30 Points: 36 Khalif Battle vs Vanderbilt (02/27/24)

Scored 40 Points: 42 Khalif Battle vs Missouri (02/24/24)

Scored 50 Points: 51 Rotnei Clarke vs. Alcorn State (11/13/09)

RECORD: 51 Rotnei Clarke vs. Alcorn State (11/13/09)

• FIELD GOALS MADE •

Made 15 Field Goals: 15 (15-21) Rotnei Clarke vs. Alcorn State (11/13/09)

Made 20 Field Goals: 20 (2-30) Dean Tolson vs. Texas A&M (03/02/74)

RECORD: 20 (20-30) Dean Tolson vs. Texas A&M (03/02/74)

• FIELD GOALS ATTEMPTED •

Attempted 20 Field Goals: 23 (9-23) Nick Smith Jr., at Alabama (02/25/23)

Attempted 25 Field Goals: 26 (11-26) JD Notae vs Mercer (11/09/21)

RECORD: 30 (20-30) Dean Tolson vs. Texas A&M (03/02/74)

• FIELD GOAL PERCENTAGE •

Shot 100% FG (Min. 8 att): 100% Moses Kingsley (8-8) at Missouri (01/12/16)

RECORD (min 10 att): 100% Darryl Saulsberry (10-10) (01/14/75)

• 3-POINTERS MADE •

Made 7 3-pointers: 8 (8-11) Mason Jones at Texas A&M (03/07/20)

Made 10 3-pointers: 10 (10-13) by Isaiah Joe vs. FIU (12/01/18)

Made 11-Plus 3-pointers: 13 (13-17) by Rotnei Clarke vs. Alcorn State (11/13/09)

RECORD: 13 (13-17) by Rotnei Clarke vs. Alcorn State (11/13/09) (SEC record)

• 3-POINTERS ATTEMPTED •

Attempted 15 3-Pointers: 15 (6-15) Isaiah Joe at Texas A&M (03/07/20)

Attempted 20 3-Pointers: 24 (10-24) Pat Bradley vs. North Texas (12/30/98)

RECORD: 24 (10-24) Pat Bradley vs. North Texas (12/30/98) (SEC record)

• FREE THROWS MADE •

Made 10 Free Throws: 14 (14-17) Khalif Battle vs Vanderbilt (02/27/24)

Made 15 Free Throws: 17 (17-22) Tramon Mark vs Texas A&M (01/16/24)

Made 20 Plus Free Throws: 22 (22-24) Martin Terry vs. Texas A&M (01/22/72)

RECORD: 22 (22-24) by Martin Terry vs. Texas A&M (01/22/72)

• FREE THROWS ATTEMPTED •

Attempted 15 Free Throws: 17 (14-17) Khalif Battle vs Vanderbilt (02/27/24)

Attempted 20 Free Throws: 22 (17-22) Tramon Mark vs Texas A&M (01/16/24)

Attempted 24 Plus Free Throws: 24 (22-24) Martin Terry vs. Texas A&M (01/22/72)

RECORD: 24 (22-24) Martin Terry vs. Texas A&M (01/22/72)

• FREE THROW PERCENTAGE •

Shot 100% FT (min 10 att): Khalif Battle (14-14) vs Missouri (02/24/24)

RECORD (min. 11 att): 9x - Best: Tommy Boyer (18-18) in 1963

• REBOUNDS •

Grabbed 15-19 Rebounds: 17 Trevon Brazile vs Stanford (11/22/23)

Grabbed 20-Plus Rebounds: 23 Nick Davis vs. Jackson State (11/21/97)

RECORD: 23 by Nick Davis vs. Jackson State (11/21/97)

• Grabbed 10 Offensive Rebounds: 111 Justin Smith vs Oral Roberts (03/27/21)

• Grabbed 10 Defensive Rebounds: 14 Khi Mitchell & Devo Davis vs UNCG (12/06/22)

• ASSISTS •

Had 10 Assists: 10 by Jalen Tate vs Georgia (01/09/21)

Had 15 Assists: 15 by Dontell Jefferson vs. Portland State (11/18/05)

RECORD: 15 by Dontell Jefferson vs. Portland State (11/18/05)

• STEALS •

Had 5 Steals: 5 Anthony Black vs UConn (03/23/23)

Had 6-7 Steals: 6 Jaylin Williams vs Texas A&M (01/22/22)

Had 8-9 Steals: 8 JD Notae vs New Mexico State (03/19/22)

RECORD: 9 by Robert Shepard at Arizona (12/06/92)

• BLOCKED SHOTS •

Had 5 Blocks: 5 Chandler Lawson vs Stanford (11/22/23)

Had 6-9 Blocks: 7 Makhel Mitchell vs Texas A&M (01/31/23)

Had 10 Blocks: 10 Steven Hill vs. Texas State (12/06/05)

RECORD: 10 Steven Hill vs. Texas St. (12/06/05) & Oliver Miller vs. Texas (02/04/90)

• TURNOVERS •

Committed 5-9 Turnovers: 6 Anthony Black at Tennessee (02/28/23)

Committed 10 Plus Turnovers: 10 Courtney Fortson at South Carolina (02/21/09)

• MINUTES PLAYED •

40 Minutes (Regulation): 40:00 Ricky Council IV vs Kansas (03/18/23)

40+ Min w/OT: 3 vs Stanford (11/22/23) - Brazile (45:52) - Davis (45:14) - Mark (41:08)

45+ Minutes: 2 vs Stanford (11/22/23) - Brazile (45:52) - Davis (45:14)

• MISCELLANEOUS •

2 Players Scored 20+ Pts In Same Game: Tramon Mark (26) & Makhi Mitchell (22) at Texas A&M (02/20/24)

3 Players Scored 20+ Pts in Same Game: at Alabama (02/25/23)

Nick Smith Jr. (24), Davonte Davis (21) and Ricky Council IV (20)

2 Players Scored 20+ Pts In Back-To-Back Gms: Nick Smith Jr. (26/24) & Ricky Council IV (22/20)

vs Georgia (02/21/23) and at Alabama (02/25/23)

2 Players Scored 20+ Pts In 3 Straight: Mason Jones (41/20/21) & Isaiah Joe (20/21/24)

vs Tulsa (12/14/19), Valpo (12/21/19) and Indiana (12/29/19)

8 Players Scored in Double Digits: Mississippi Valley State (11/25/20)

Connor Vanover (25), Desi Silis (19), Moses Moody (16), Vance Jackson (15)

Khalen Robinson (15), Justin Smith (13), JD Notae (13), Jalen Tate (12)

Scored 20 or More Points in Five-Plus Consecutive Games: (5) by Mason Jones

37, 26, 36, 30, 22 (02/26/20 to 03/11/20)

Scored 20 or More Points in 10-Plus Consecutive Games: (11) by Todd Day

20, 23, 26, 26, 22, 31, 23, 21, 27, 21, 20 (12/01/90 to 01/12/91)

Scored 30 or More Points in 3 Straight Games: Mason Jones (only Razorback)

34 vs. S. Carolina (01/29/20), 30 at Alabama (02/01/20), 40 vs Auburn (02/04/20)

Most Points in Back-To-Back Games: (1) 82 by Martin Terry 35 at TCU (02/20/73) and 47 vs. SMU

(02/24/73) ... (2) Khalif Battle 42 vs Mizzou (02/24/24) and 36 vs Vandy (02.27.24)

Consecutive Free Throws Made: 48 by Ricky Medlock (20 gms; 12/21/74 to 03/04/75)

Double-Double: Pts/Rebs: Makhi Mitchell (22 & 13) at Texas A&M (02/20/24)

Double-Double: Pts/Assists: Jalen Tate (15 & 10) vs Georgia (01/09/21)

Two Players with Double-Double in Same Game: vs UNC Greensboro (12/06/22)

Khi Mitchell (13 pts & 14 rebs) and Devo Davis (10 pts & 10 rebs)

5 Straight Double-Doubles: (7) Jaylin Williams 13 & 11 vs AUB; 22 & 10 at BAMA;

13 & 11 at MIZ; 13 & 16 vs TENN; 15 & 10 at FLA; 16 & 12 vs UK; 19 & 10 vs LSU

3+ Straight Double-Doubles in SEC: (5) Jaylin Williams (AUB/@Bama/@MIZ/TEN/@FLA/UK/LSU)

Most Consecutive Double-Doubles: 9 by Dean Tolson (1973-74) and 6 by Derek Hood (1998-99)

Three Players with Double-Double in Same Game: vs Alabama (01/16/10) - Marshawn Powell

18 pts, 10 rebs), Mike Washington (17 pts, 13 rebs) and Courtney Fortson (12 pts, 10 assists)

Had 5-Plus Assists in 5-Plus Consecutive Games: (6) by Jalen Harris

11, 6, 10, 12, 7, 10 (11/21/81 thru 12/15/18)

Had 10 or More Assists in Back-to-Back Games: Jalen Harris

10 vs. FIU (12/01/18) and 12 at Colorado State (12/05/18)

Three-Plus Players with 5-Plus Assists in a Game: vs Montana State (11/21/18)

Jalen Harris (11), Isaiah Joe (5) and Desi Silis (5)

Had 5 or More Steals in Back-to-Back Games: Ronnie Brewer

5 vs. Western Illinois (01/01/06) and 5 vs. Mississippi State (01/07/06)

LAST TIME AN OPPONENT PLAYER...

• SCORING •

Scored 30 Points: 33 Shawn East II vs Missouri (02/24/24)

Scored 40 Points: 41 Wade Taylor IV vs Texas A&M (01/16/24)

Scored 50 Points: 56 Oscar Robertson vs. Cincinnati (03/15/58) (most on record)

• FIELD GOALS MADE •

Made 15 Field Goals: 17 (17-24) Jodie Meeks vs. Kentucky (02/14/09)

Made 20 Field Goals: 21 Oscar Robertson vs. Cincinnati (03/15/58) (most on record)

• FIELD GOALS ATTEMPTED •

Att 30 Field Goals: 32 (13-32) Wade Taylor IV vs Texas A&M (01/16/24) (record)

Attempted 35 Field Goals: 36 Oscar Robertson vs. Cincinnati (03/15/58) (most on record)

• FIELD GOAL PERCENTAGE •

Shot 100% FG (Min. 7 att): Adam Wing (8-8) vs. Evansville (12/08/15)

• 3-POINTERS MADE •

Made 7 3-pointers: 7 (7-15) Tyler Hall vs. Montana State (11/21/18)

Made 10 3-pointers: 10 (10-19) Lance Weems at Auburn (01/06/96)

• 3-POINTERS ATTEMPTED •

Attempted 15 3-pointers: 15 (7-15) Tyler Hall vs. Montana State (11/21/18)

Attempted 20 3-pointers: 22 (5-22) Jeff Fryer vs. Loyola Marymount (03/16/89)

• FREE THROWS MADE •

Made 10 Free Throws: 11 (11-12) Justin Hill vs Georgia (02/10/24)

Made 15 Free Throws: 15 (15-16) Shawn ast II (02/24/24)

• FREE THROWS ATTEMPTED •

Attempted 15 Free Throws: 15 (9-15) Trazarien White UNCW (12/30/23)

Attempted 20 Free Throws: 24 (18-24) Frank Williams vs. Illinois (12/08/01)

• FREE THROW PERCENTAGE •

Shot 100% FT (min 10 att): 10-10 Tamar Bates at Missouri (01/31/24)

• REBOUNDS •

Grabbed 15-19 Rebounds: 15 Andersson Garcia at Texas A&M (02/20/24)

Grabbed 20 Rebounds: 20 Antonio McDyess vs. Alabama (03/11/95)

• Grabbed 10 Offensive Rebounds: 11 Tyler Davis at Texas A&M (01/30/18)

• Grabbed 10 Defensive Rebounds: 10 Oscar Tshiebwe vs Kentucky (02/26/22)

• ASSISTS •

Had 10 Assists: 11 Tremont Waters vs. LSU (01/12/19)

Had 13 Assists: 13 Chuck Evans at Mississippi State (01/27/93) (most on record)

• STEALS •

Had 5 Steals: 6 Alpha Diallo at Providence (03/19/19)

Had 8 Steals: 8 Terry Conerway vs. Texas State (12/21/02)

• BLOCKED SHOTS •

Had 6-9 Blocks: 6 Johni Broome at Auburn (01/07/23)
Had 10 Plus Blocks: 10 P.J. Roberson vs. Grambling State (11/26/11)

• TURNOVERS •

Committed 7-9 Turnovers: 7 Wendell Green Jr vs Auburn (02/08/22)
Committed 10 Plus Turnovers: 12 Devin Gibson vs. UTSA (12/12/07)

LAST TIME ARKANSAS HIGHS...

• SCORING •

Scored 100-119 Points: 106 UNCW (12/30/23)
Scored 120-Plus Points: 142 vs. Mississippi Valley State (11/25/20)
Scored 50 Points in 1st Half: 53 at Georgia (02/02/22)
Scored 50 Points in 2nd Half: 51 vs Vanderbilt (02/27/24)
Scored 60 or More Points in a Half: 61 (1st) vs. Miss Valley State (11/25/20)
Scored 70 or More Points in a Half: 71 (1st) vs. Alcorn (11/13/09)
Scored 80 or More Points in a Half: 81 (2nd) vs. Miss Valley State (11/25/20)
Most Points in a Half: 88 (2nd) vs. U.S. International (12/09/89)

• FIELD GOALS MADE •

Made 40 Field Goals: 40 (40-71) at Georgia (02/02/22)
Made 50 Field Goals: 57 (57-99) vs. Troy (12/10/96)
RECORD: 68 (68-101) vs. U.S. International (12/09/89)

• FIELD GOALS ATTEMPTED •

Attempted 80 Field Goals: 86 (48-86) vs Miss Valley State (11/25/20)
Attempted 90 Field Goals: 99 (57-99) vs. Troy (12/10/96)
Attempted 100 Field Goals: 101 (68-101) vs. US International (12/09/89)
RECORD: 101 (68-101) vs. U.S. International (12/09/89)

• FIELD GOAL PERCENTAGE •

Shot 60% FG: 60.7 (37-61) vs Furman (12/04/23)
Shot 70% or Better FG: 72.7 (32-44) vs. Alabama State (12/21/83)
RECORD: 79.4 (27-34) vs. Texas Tech (1979)

• 3-POINTERS MADE •

Made 15 3-pointers: 15 (15-28) at Georgia (02/02/22)
Made 20 3-pointers: 20 (20-40) vs Miss Valley State (11/25/20)
RECORD: 21 (21-37) vs. Troy (12/10/96)

• 3-POINTERS ATTEMPTED •

Attempted 30 3-pointers: 33 (15-33) at South Carolina (02/03/21)
Attempted 40 3-pointers: 40 (20-40) vs Miss Valley State (11/25/20)
RECORD: 54 (19-54) vs. North Texas (12/30/98)

• 3-POINT PERCENTAGE •

Shot 50% 3PT FG (min. 15 att): 55.0 (11-22) vs Georgia (02/21/23)
Shot 60% or Better 3PT FG (min. 15 att): 61.1 (11-18) at Vanderbilt (03/06/19)
RECORD (min. 15 att): 66.7 (16-24) vs. Mississippi State (01/09/16)

• FREE THROWS MADE •

Made 30 Free Throws: 31 (31-40) vs Texas A&M (01/16/24)
Made 40 Free Throws: 41 (41-49) at Kentucky (01/25/92)
RECORD: 48 (48-53) vs. Ole Miss (01/17/04)

• FREE THROW ATTEMPTS •

Attempted 40 Free Throws: 40 (31-40) vs Texas A&M (01/16/24)
Attempted 50 Free Throws: 54 (36-54) vs LSU (03/04/20)
Attempted 60 Free Throws: 65 vs. TCU (1955)
RECORD: 65 vs. TCU (1955)

• FREE THROW PERCENTAGE •

Shot 80% FT (min. 10 att): 82.4 (28-34) at Texas A&M (02/20/24)
Shot 90% or Better FT (min. 10 att): 94.4 (17-18) vs. Oklahoma (12/11/21)
RECORD (min 10 att): 100 3x - Best 16-16 at Kentucky (02/27/14)

• REBOUNDS •

Grabbed 40 Rebounds: 40 at Texas A&M (02/20/24)
Grabbed 50 Rebounds: 52 vs Stanford (11/22/23)
Grabbed 55-Plus Rebounds: 58 vs Oral Roberts (12/20/20)
RECORD: 77 vs. Jackson State (01/22/02)

• ASSISTS •

Had 25 Assists: 26 vs Georgia (02/21/23)
Had 30 Assists: 32 vs. Jackson State (11/22/96)
Had 40 Assists: 40 vs. Troy (12/10/96)
RECORD: 47 vs. U.S. International (12/09/89)

• STEALS •

Had 15 Steals: 16 vs Bradley (12/17/22)
Had 20 Steals: 24 vs. Maryland-Eastern Shore (01/02/01)
Had 25 Steals: 26 vs. Louisiana-Monroe (11/25/00)
RECORD: 26 vs. Louisiana-Monroe (11/25/00)

• BLOCKED SHOTS •

Had 10 Blocks: 10 vs Furman (12/04/23)
Had 13 Blocks: 13 vs Texas A&M (01/31/23)
Had 15 Blocks: 15 vs Gardner-Webb (11/10/23)
RECORD: 18 vs. Missouri (12/05/95)

• MOST TURNOVERS •

Had 25 Turnovers: 25 at South Carolina (02/21/09)
Had 30 Turnovers: 32 vs. Providence (11/16/07)
RECORD: 32 vs. Providence (11/16/07)

• FOULS •

Committed 25 Fouls: 27 at Texas A&M (02/20/24)
Committed 30 Fouls: 33 at Missouri (01/18/23)
RECORD: 38 vs. Missouri (12/04/61)

LAST TIME ARKANSAS LOWS...

• SCORING •

Held to 40-45 Points: 43 at Florida (01/22/11)
Held to 46-49 Points: 46 at Mississippi State (02/09/16)
Held to 50-55 Points: 51 at Ole Miss (01/24/24)
Held to 56-59 Points: 57 vs Kentucky (01/27/24)
Held to 19 Points or Less in a Half: 19 (1st half) at LSU (12/28/22)

• FIELD GOALS •

Held to Below 20 Field Goals Made: 17 (17-51) at Ole Miss (01/24/24)

• FIELD GOAL PERCENTAGE •

Held to 20-29% FG: 27.5 (14-51) vs New Mexico State (03/19/22)
Held to 30-35% FG: .333 (20-60) vs Kentucky (01/27/24)

• 3-POINTERS •

Did not Make a 3-pointer: 0 (0-1) vs South Carolina (01/18/22)
Held to 1-2 3-PT FG Made: 2 (2-16) at Auburn (01/07/23)
Attempted Single-Digit 3-pointers: 6 (4-6) at Missouri (01/31/24)

• 3-POINT PERCENTAGE •

Shot 10% or Worse 3PT FG: 0.0 (0-11) vs South Carolina (01/18/22)
Shot 11-19% 3PT FG: 19.0 (2-16) at Auburn (01/07/23)

• FREE THROWS •

Made 5 or Less Free Throws: 4 (4-8) vs Lipscomb (12/16/23)
Attempted Single Digit Free Throws: 7 (4-7) at Georgia (02/02/22)

• FREE THROW PERCENTAGE •

Shot 40-49% FT: 47.1 (8-17) vs Southern (12/09/20)
Shot Below 40% FT: 26.7 (4-15) at Texas A&M (01/09/13)

• REBOUNDING •

Had 19 or Fewer Rebounds: 19 at Missouri (03/05/13)
Had 20-25 Rebounds: 25 vs Oklahoma (12/10/22)

• ASSISTS •

Held to 6 Assists or less: 6 vs Stanford (11/22/23)

• STEALS •

Had 0 Steals: vs Texas Tech (03/21/21) **(only time on record)**
Had 1 Steal: 1 vs Texas A&M (01/16/24)
Had 2-3 Steals: 3 at Vanderbilt (01/14/23)

• BLOCKED SHOTS •

Had No Blocked Shots: 0 vs Missouri (1/23/19)

• FEWEST TURNOVERS •

Had 1-4 Turnovers: 4 vs Old Dominion (11/13/23)
Had 5 Turnovers: 5 vs South Carolina 013/20/24)

• FOULS •

Had Single Digit Fouls: 6 vs Mercer (11/09/21)

ARKANSAS IN OVERTIME...

Overall Record	70-59
• Single OT Only	61-66
• 2OT Only	9-2
• 3OT Only	0-1

LAST TIME:

Played in a Single OT game:	11/23/22 vs San Diego State	W, 78-74 (OT)
Played in a 2OT game:	11/22/23 vs Stanford	W, 77-74 (2 OT)
Played in a 3OT game:	02/09/80 vs Houston	L, 90-84 (3 OT)

LAST TIME AN OPPONENT HIGHS...

• SCORING •

Scored 100 Points: 106 at Tennessee (01/15/19)
Scored 110 Points: 117 at Ole Miss (12/10/73)
Scored 50 Points in 1st Half: 55 at Tennessee (01/15/19)
Scored 50 Points in 2nd Half: 50 vs Vanderbilt (02/24/24)
Scored 60 or More Points in a Half: 63 (2nd half) at Vanderbilt (01/14/23)

• FIELD GOALS MADE •

Made 30 Field Goals: 33 (33-58) vs Tennessee (02/14/24)
Made 40 Field Goals: 40 (40-68) by Texas (01/05/10)
Made 45 Field Goals: 45 (45-80) vs. Pittsburgh (12/29/86)

• FIELD GOALS ATTEMPTED •

Attempted 70 Field Goals: 74 (24-74) vs Texas A&M (01/16/24)
Attempted 80 Field Goals: 80 (30-80) by Auburn (02/08/22)

• FIELD GOAL PERCENTAGE •

Shot 60% FG: 61.1 (15-23) vs. Auburn (02/17/16)
Shot 65% FG: 67.7 (4-65) vs. North Carolina (03/23/08)
Shot 69% FG: 69.8 (37-53) at Auburn (01/14/95)

• 3-POINTERS MADE •

Made 15 3-pointers: 15 (15-36) at Alabama (01/16/21)
Made 17 3-pointers: 17 (17-37) vs UNI (11/17/21) - **TIES RECORD BY OPP (3x)**

• 3-POINTERS ATTEMPTED •

Attempted 30 3-pointers: 30 (7-30) vs Lipscomb (12/16/23)
Attempted 35 3-pointers: 37 (17-7) vs UNI (11/17/21)

• 3-POINT PERCENTAGE •

Shot 50% 3PT FG (min 15 att): 52.2 (12-23) at LSU (02/03/24)
Shot 60% or Better 3PT FG (min 15 att): 66.7 (12-18) at Tennessee (03/05/22)

• FREE THROWS •

Made 30 Free Throws: 30 (30-40) at Missouri (01/18/23)
Made 40 Free Throws: 40 (40-50) vs. UMass (11/25/94)

• FREE THROW ATTEMPTS •

Attempted 35 Free Throws: 39 (25-39) at Texas A&M (02/20/24)
Attempted 40 Free Throws: 40 (30-40) at Missouri (01/18/23)
Attempted 50 Free Throws: 50 (39-50) vs. South Carolina (03/11/04)

• FREE THROW PERCENTAGE •

Shot 85% FT (min. 10 att): .875 (21-24) vs Tennessee (02/14/24)
Shot 90% or Better FT (min. 10 att): .909 (20-22) at Missouri (01/31/24)
Shot 100% (min. 10 att): 1.000 (14-14) vs Florida (02/16/21)

• REBOUNDING •

Grabbed 45 Rebounds: 47 at Texas A&M (02/20/24)
Grabbed 50 Rebounds: 51 vs Missouri (01/02/21)
Grabbed 55-Plus Rebounds: 60 vs Auburn (02/08/22)
• **Grabbed 20 Offensive Rebounds: 20 at Texas A&M (02/20/24)**

• ASSISTS •

Had 25 Assists: 25 vs. Louisville (11/17/09)
Had 30 Assists: 30 at UAB (01/27/90)

• STEALS •

Had 15 Steals: 15 at LSU (02/24/10)
Had 18 Steals: 18 vs. Alcorn State (12/02/95)

• BLOCKED SHOTS •

Had 10 Blocks: 10 at Tennessee (01/22/14)
Had 13 Blocks: 13 at Mississippi State (01/14/10)

• MOST TURNOVERS •

Had 20 Turnovers: 22 vs Colgate (03/19/21)
Had 25 Turnovers: 27 vs Bradley (12/17/22)
Had 30 Turnovers: 30 vs. Fordham (11/11/22)
MOST ON RECORD: 42 vs. Grambling (12/31/00) and Bethune-Cookman (12/02/97)

• FOULS •

Committed 30-plus Fouls: 32 vs Alabama (02/24/21)
RECORD: 36 vs. Centenary (12/04/82)

LAST TIME AN OPPONENT LOWS

• SCORING •

Held to 30-39 Points: 33 vs. Vanderbilt (01/12/13)
Held to 40-45 Points: 40 vs LSU (01/24/23)
Held to 46-49 Points: 48 vs Fordham (11/11/22)
Held to 50-55 Points: 50 vs Lipscomb (12/05/20)
Held to 56-59 Points: 5x LAST 58 vs UNC Greensboro (12/06/22)
Held Below 20 Points in 1st Half: 14 vs LSU (01/24/23)
Held Below 20 Points in 2nd Half: 18 vs Savannah State (12/12/13)
No Opponent Player Scored in Double-Digits: vs LSU (01/24/23)

• FIELD GOAL PERCENTAGE •

Held to 21% or Worse FG: .2097 (13-62) vs. Jackson State (11/22/02)
Held to 20-29% FG: .259 (14-54) vs LSU (01/24/23)
Held to 30-35% FG: .333 (20-60) at Texas A&M (02/20/24)

• 3-POINTERS •

Did not Make a 3-pointer: 0 (0-10) by Mississippi State (02/07/15)
Held to 1 3-PT FG Made: 1 (1-10) vs Texas A&M (03/10/23)
Held to 2-3 3-PT FG Made: 2 (2-18) vs San Diego State (11/23/22)

• 3-POINT PERCENTAGE •

Shot 10% or Worse 3PT FG: 10.0 (1-10) vs Texas A&M (03/10/22)
Shot 11-16% 3PT FG: 11.1 (1-9) vs LSU (01/24/23)
Shot 17-19% 3PT FG: 19.0 (4-21) vs Florida (02/18/23)

• FREE THROWS •

Made 1-5 Free Throws: 4 (4-5) vs Old Dominion (11/13/23)
Made 6-9 Free Throws: 6 (6-12) at LSU (12/28/22)

• FREE THROW ATTEMPTS •

Attempted Single Digit Free Throws: 9 (7-9) vs Lipscomb (12/16/23)

• FREE THROW PERCENTAGE •

Shot Below 40% FT: 38.1 (8-21) vs. Texas State (12/22/18)
Shot 40-49% FT: 46.2 (5-13) vs Ole Miss (01/21/23)

• REBOUNDING •

Had 19 or Fewer Rebounds: 19 vs Auburn (03/09/23)
Had 20-25 Rebounds: 25 vs Florida (02/18/23)

• ASSISTS •

Held 5 Assists or Fewer: 5 vs Texas A&M (01/16/24)

• STEALS •

Had No Steals: 0 vs Vanderbilt (01/15/20)
Had 1 Steal: 1 vs South Carolina (01/20/24)
Had 2 Steals: 2 vs UNCW (12/30/23)

• BLOCKED SHOTS •

Had No Blocked Shots: 0 vs Fordham (11/11/22)

• FEWEST TURNOVERS •

Had 0-2 Turnovers: 2 vs Texas A&M (01/16/24)
Had 3-5 Turnovers: 5 at Tennessee (01/06/21)

• FOULS •

Had Single Digit Fouls: 8 at Michigan (12/08/12)
Committed 10-14 Fouls: 14 vs UNI (11/17/21)

GAME 1 **59** **Alcorn State** **22 37 59 93** **#14/14 ARKANSAS** **46 47 93**
Nov. 6, 2023 • Fayetteville, Ark. • Bud Walton Arena

Alcorn 59 • 0-1

#	Player	Total			3-Ptr			Rebounds			PF	TP	A	TO	Blk	Stl	Min
		FG-FGA	FG-FGA	FT-FTA	FG-FGA	FG-FGA	FT-FTA	Off	Def	Tot							
00	Stephen Byard	f	1-4	0-0	0-1	0	1	1	2	1	0	0	1	16			
11	Rodrique Massenat	f	2-5	0-0	0-2	1	0	1	4	1	1	1	3	19			
07	Alex Tsynkevich	c	3-3	0-0	1-2	1	0	1	4	7	0	1	0	18			
02	Byron Joshua	g	3-11	1-3	5-6	0	1	1	4	12	2	4	0	23			
10	Jeremiah Gambrell	g	6-8	2-3	3-5	0	2	2	0	17	0	1	0	28			
01	Mike Pajeaud	g	1-3	0-0	3-4	3	4	7	3	5	0	2	0	18			
03	Jalen Hawkins	g	3-8	0-2	1-1	0	2	1	7	2	3	0	0	23			
04	Roderick Jones	g	1-4	0-1	0-1	0	3	3	4	2	0	0	0	13			
05	Willie Anderson	g	0-2	0-0	0-0	0	1	1	4	0	0	0	0	10			
09	Jalyke Gaines-Wyatt	g	0-3	0-0	3-4	0	0	0	2	3	0	1	0	10			
14	Cameron Butler	g	0-0	0-0	0-0	0	2	2	0	0	0	0	0	6			
20	Trevon Stoutermire	g	0-0	0-0	0-0	1	2	3	0	1	1	2	1	16			
	Team					1	1	2									
	Totals		20-51	3-9	16-26	7	19	26	27	59	7	16	3	7	200		

FG % 1st Half: 10-27 37.0% 2nd half: 10-24 41.7% Game: 20-51 39.2% Deadball Rebounds 4
 3FG % 1st Half: 1-4 25.0% 2nd half: 2-5 40.0% Game: 3-9 33.3%
 FT % 1st Half: 1-3 33.3% 2nd half: 15-23 65.2% Game: 16-26 61.5%

Arkansas 93 • 1-0

#	Player	Total			3-Ptr			Rebounds			PF	TP	A	TO	Blk	Stl	Min
		FG-FGA	FG-FGA	FT-FTA	FG-FGA	FG-FGA	FT-FTA	Off	Def	Tot							
02	Trevon Brazile	f	4-5	1-2	4-4	1	5	6	0	13	0	1	0	1	22		
08	Chandler Lawson	f	0-0	0-0	2-2	1	1	2	0	2	0	1	0	1	7		
03	EI Ellis	g	3-6	1-4	1-2	0	0	0	2	8	4	3	0	1	24		
04	Davonte Davis	g	2-5	1-3	0-0	2	3	5	3	5	5	0	0	1	24		
12	Tramon Mark	g	6-8	4-6	0-0	0	1	1	0	16	3	1	0	1	21		
00	Khalif Battle	g	5-9	3-6	8-9	1	2	3	21	2	3	0	0	19			
05	Joseph Pinion	g	1-3	1-2	4-4	0	1	1	7	0	0	1	2	12			
06	Layden Blocker	g	1-1	0-1	0-0	0	0	0	5	0	1	1	0	10			
07	Denijay Harris	g	0-2	0-0	3-6	3	4	7	1	5	2	2	0	12			
10	Baye Fall	g	1-2	0-0	2-6	1	3	4	5	4	0	2	2	9			
11	Jalen Graham	g	4-6	0-0	0-2	2	6	8	0	8	0	0	0	14			
15	Makhi Mitchell	g	0-0	0-0	0-0	0	0	0	1	0	0	0	0	4			
21	Cade Arbogast	g	0-1	0-0	0-0	0	0	0	1	0	0	0	0	2			
24	Jeremiah Davenport	g	1-6	1-6	0-0	2	1	3	1	3	3	0	1	19			
45	Lawson Blake	g	0-0	0-0	1-2	0	1	1	0	1	0	0	0	1			
	Team					1	2	3									
	Totals		28-54	12-30	25-37	14	30	44	22	93	20	15	4	10	200		

FG % 1st Half: 16-27 59.3% 2nd half: 12-27 44.4% Game: 28-54 51.9% Deadball Rebounds 5
 3FG % 1st Half: 6-15 40.0% 2nd half: 6-15 40.0% Game: 12-30 40.0%
 FT % 1st Half: 8-15 53.3% 2nd half: 17-22 77.3% Game: 25-37 67.6%

Officials: Robert Felder,Wil Howard,Olandis Poole
 Technical fouls: Alcorn-None, Arkansas-TEAM.
 Attendance: 19200

Score by periods	1st	2nd	Total
Alcorn	22	37	59
Arkansas	46	47	93

Last FG - ALCORN 2nd-00:20, ARK 2nd-01:55.
 Largest lead - ALCORN None, ARK by 37 2nd-00:50.
 ALCORN led for 00:00, ARK led for 39:41. Game was tied for 00:19.

Score tied - 0 times.
 Lead changed - 0 times.

GAME 2 **68** **Gardner-Webb** **36 32 68 86** **#14/14 ARKANSAS** **48 38 86**
Nov. 10, 2023 • Fayetteville, Ark. • Bud Walton Arena

Gardner-Webb 68 • 1-1

#	Player	Total			3-Ptr			Rebounds			PF	TP	A	TO	Blk	Stl	Min
		FG-FGA	FG-FGA	FT-FTA	FG-FGA	FG-FGA	FT-FTA	Off	Def	Tot							
15	Cheicka Sissoko	f	4-7	0-0	2-2	2	4	6	1	10	1	0	0	1	16		
00	Caleb Robinson	g	6-16	0-2	6-8	2	5	7	2	18	0	1	0	1	24		
01	Julien Soumaoro	g	5-13	3-8	2-7	1	1	2	15	3	0	0	2	24			
14	DQ Nicholas	g	1-9	0-2	1-3	0	5	2	3	3	1	0	1	26			
03	Luca Stieber	g	1-4	1-2	0-0	0	4	4	1	3	1	1	0	1	24		
02	Brendan Mykalcio	g	3-8	0-1	0-0	1	2	3	2	6	0	1	0	0	14		
03	Quest Aldridge	g	1-4	1-4	0-0	0	2	2	3	1	2	0	1	1	18		
05	Ademide Badmus	g	0-1	0-0	0-0	1	0	1	4	0	1	1	0	1	10		
08	Darryl Simmons II	g	1-6	0-3	1-1	0	2	0	3	1	1	0	1	1	14		
14	Shahar Lazar	g	2-2	1-1	0-0	0	0	0	2	5	3	2	0	0	16		
24	Isaiah Richards	g	1-2	0-0	0-0	0	2	2	2	2	0	0	0	0	14		
	Team					4	2	6									
	Totals		25-72	6-23	12-21	11	29	40	19	68	14	10	0	9	200		

FG % 1st Half: 13-35 37.1% 2nd half: 12-37 32.4% Game: 25-72 34.7% Deadball Rebounds 3
 3FG % 1st Half: 4-13 30.8% 2nd half: 2-10 20.0% Game: 6-23 26.1%
 FT % 1st Half: 6-11 54.5% 2nd half: 6-10 60.0% Game: 12-21 57.1%

Arkansas 86 • 2-0

#	Player	Total			3-Ptr			Rebounds			PF	TP	A	TO	Blk	Stl	Min
		FG-FGA	FG-FGA	FT-FTA	FG-FGA	FG-FGA	FT-FTA	Off	Def	Tot							
02	Trevon Brazile	f	4-4	1-1	1-2	1	6	7	4	10	0	3	5	0	23		
08	Chandler Lawson	f	2-2	1-1	0-0	1	2	3	4	5	0	0	0	1	10		
03	EI Ellis	g	5-11	1-3	2-2	0	6	6	2	13	3	1	0	1	33		
04	Davonte Davis	g	2-8	0-4	0-0	0	5	2	4	2	0	0	1	1	22		
12	Tramon Mark	g	6-12	0-2	2-4	0	3	3	2	14	2	1	1	0	27		
00	Khalif Battle	g	5-9	3-4	8-10	0	4	4	1	21	1	0	0	0	25		
05	Joseph Pinion	g	2-3	0-0	1-2	0	0	0	0	5	0	0	1	0	8		
07	Denijay Harris	g	0-0	0-0	0-2	0	0	0	0	0	0	1	1	0	2		
10	Baye Fall	g	0-0	0-0	0-2	1	3	4	3	0	0	2	2	1	10		
11	Jalen Graham	g	2-3	0-0	0-1	1	2	3	1	4	0	0	1	0	8		
15	Makhi Mitchell	g	1-2	0-0	3-4	1	4	5	1	5	2	1	4	0	17		
21	Cade Arbogast	g	0-1	0-0	0-0	0	0	0	0	0	0	0	0	0	2		
24	Jeremiah Davenport	g	1-5	1-3	2-2	1	2	3	0	5	0	1	1	0	12		
45	Lawson Blake	g	0-0	0-0	0-0	0	0	0	0	0	0	0	0	0	1		
	Team					1	2	3									
	Totals		30-60	7-18	19-31	7	39	46	20	86	11	10	15	4	200		

FG % 1st Half: 16-31 51.6% 2nd half: 14-29 48.3% Game: 30-60 50.0% Deadball Rebounds 6.3
 3FG % 1st Half: 4-9 44.4% 2nd half: 3-9 33.3% Game: 7-18 38.9%
 FT % 1st Half: 12-18 66.7% 2nd half: 7-13 53.8% Game: 19-31 61.3%

Officials: Matt Jarman,Chris Ford,Todd Austin
 Technical fouls: Gardner-Webb-None, Arkansas-Makhi Mitchell.
 Attendance: 19200

Score by periods	1st	2nd	Total
Gardner-Webb	36	32	68
Arkansas	48	38	86

Last FG - GW 2nd-01:30, ARK 2nd-04:40.
 Largest lead - GW by 8 1st-16:25, ARK by 26 2nd-04:30.
 GW led for 09:55, ARK led for 27:24. Game was tied for 02:41.

Score tied - 6 times.
 Lead changed - 7 times.

GAME 3 **77** **Old Dominion** **31 46 77 86** **#14/14 ARKANSAS** **37 49 86**
Nov. 13, 2023 • Fayetteville, Ark. • Bud Walton Arena

Old Dominion 77 • 1-2

#	Player	Total			3-Ptr			Rebounds			PF	TP	A	TO	Blk	Stl	Min
		FG-FGA	FG-FGA	FT-FTA	FG-FGA	FG-FGA	FT-FTA	Off	Def	Tot							
11	Dani Pounds	f	2-5	0-0	0-0	3	3	6	5	4	0	1	0	0	21		
00	Vasean Allette	f	2-11	0-3	0-0	0	4	4	2	4	5	2	0	2	23		
01	Jason Wade	g	0-2	0-1	0-0	2	0	2	3	0	0	0	0	1	18		
02	Chance Jenkins	g	8-19	3-6	2-2	1	6	7	2	21	3	3	0	0	36		
10	Tyrone Williams	g	3-8	1-2	1-2	2	3	5	0	8	1	1	0	0	21		
03	Imo Essien	g	0-2	0-1	0-0	0	0	0	1	0	0	0	0	0	6		
13	Devin Ceaser	g	8-12	2-3	0-0	0	3	3	2	18	1	0	0	0	25		
15	R.J. Blakney	g	5-6	3-4	1-1	0	4	4	2	14	1	0	1	0	12		
21	Leeroy Odiah	g	1-1	0-0	0-0	3	1	4	4	2	0	1	0	0	19		
55	Bryce Baker	g	2-5	2-4	0-0	0	1	1	6	3	1	0	0	0	19		
	Team					1	2	3									
	Totals		31-71	11-24	4-5	12	27	39	22	77	14	10	1	3	200		

FG % 1st Half: 13-34 38.2% 2nd half: 18-37 48.6% Game: 31-71 43.7% Deadball Rebounds 1.1
 3FG % 1st Half: 3-11 27.3% 2nd half: 8-13 61.5% Game: 11-24 45.8%
 FT % 1st Half: 2-3 66.7% 2nd half: 2-2 100.0% Game: 4-5 80.0%

Arkansas 86 • 3-0

#	Player	Total			3-Ptr			Rebounds			PF	TP	A	TO	Blk	Stl	Min
		FG-FGA	FG-FGA	FT-FTA	FG-FGA	FG-FGA	FT-FTA	Off	Def	Tot							
02	Trevon Brazile	f	3-7	2-4	3-6	2	2	4	3	11	2	2	4	1	30		
08	Chandler Lawson	f	1-1	0-0	0-0	0	2	2	1	2	0	1	1	0	7		
03	EI Ellis	g	7-11	1-2	2-4	0	3	3	0	17	8	0	0	1	34		
04	Davonte Davis	g	6-11	1-4	3-6	2	3	5									

GAME 5 **74** **Stanford** 20 39 7 8 **74** **77**
#20/RV ARKANSAS 22 37 7 11 **77**
 Nov. 22, 2023 • Paradise Island, Bahamas • Imperial Arena

Stanford 74 • 3-2

#	Player	Total			3-Ptr			Rebounds			PF	TP	A	TO	Blk	Stl	Min
		FG-FGA	FG-FGA	FT-FTA	FG-FGA	FG-FGA	FT-FTA	Off	Def	Tot							
14	Spencer Jones	f	10-20	5-10	2-6	2	6	8	4	27	1	2	0	0	0	32	
42	Maxime Raynaud	f	3-8	0-2	2-2	5	5	10	1	8	2	5	0	0	0	49	
01	Jared Bynum	g	5-16	1-5	2-3	1	4	5	3	13	8	3	0	0	0	42	
02	Andrej Stojakovic	g	3-6	0-1	1-2	1	5	6	3	7	1	1	0	2	30		
13	Michael Jones	g	1-5	1-5	2-4	0	3	3	5	5	1	0	0	0	1	36	
10	Max Murrell	g	0-0	0-0	0-0	0	0	0	0	0	1	0	0	0	4	6	
15	Benny Gealer	g	1-4	1-4	0-0	0	2	2	1	3	1	2	0	0	0	11	
22	James Keefe	g	1-1	0-0	2-4	1	3	4	1	4	0	0	0	0	0	18	
23	Brandon Angel	g	2-5	1-3	2-3	0	4	4	5	7	1	6	0	1	28		
Team						2	2	4									
Totals			26-65	9-30	13-24	12	34	46	23	74	16	19	0	4	250		

FG % 1st Half: 8-23 34.8% 2nd half: 14-28 50.0% OT: 4-14 28.6% Game: 26-65 40.0% Deadball Rebounds 7
 3FG % 1st Half: 3-11 27.3% 2nd half: 5-11 45.5% OT: 1-8 12.5% Game: 9-30 30.0%
 FT % 1st Half: 1-3 33.3% 2nd half: 6-9 66.7% OT: 6-12 50.0% Game: 13-24 54.2%

Arkansas 77 • 4-1

#	Player	Total			3-Ptr			Rebounds			PF	TP	A	TO	Blk	Stl	Min
		FG-FGA	FG-FGA	FT-FTA	FG-FGA	FG-FGA	FT-FTA	Off	Def	Tot							
02	Trevon Brazile	f	3-12	2-5	6-6	8	9	17	2	14	2	2	0	2	45		
15	Makhi Mitchell	f	3-7	0-0	0-0	2	1	3	0	6	1	0	1	0	17		
04	Davonte Davis	g	3-14	1-4	3-6	0	6	6	4	10	3	5	0	1	45		
12	Tramon Mark	g	6-15	1-4	12-15	0	1	1	4	25	1	1	0	1	41		
24	Jeremiah Davenport	g	0-1	0-1	0-0	0	0	0	1	0	0	1	0	0	10		
00	Khalif Battle	g	2-11	1-4	4-4	0	1	1	5	9	0	1	0	1	31		
03	El Ellis	g	0-4	0-1	0-0	0	0	0	1	0	0	1	0	0	6		
05	Joseph Pinion	g	0-0	0-0	0-0	0	1	1	1	0	0	0	0	0	3		
06	Layden Blocker	g	2-5	0-0	0-0	2	0	2	1	4	0	0	0	3	16		
08	Chandler Lawson	g	4-7	0-0	1-2	5	8	13	4	9	0	0	5	0	36		
Team						4	4	8									
Totals			23-76	5-19	26-33	21	31	52	23	77	6	13	5	9	250		

FG % 1st Half: 8-30 26.7% 2nd half: 10-32 31.3% OT: 5-14 35.7% Game: 23-76 30.3% Deadball Rebounds 5
 3FG % 1st Half: 1-8 12.5% 2nd half: 3-8 37.5% OT: 1-3 33.3% Game: 5-19 26.3%
 FT % 1st Half: 5-6 83.3% 2nd half: 14-19 73.7% OT: 7-8 87.5% Game: 26-33 78.8%

Officials: Owen Shortt, Jeb Hartness, Tony Padilla
 Technical fouls: Stanford-Brandon Angel, Arkansas-Trevon Brazile.
 Attendance: 820

Score by periods	1st	2nd	OT	OT2	Total
Stanford	20	39	7	8	74
Arkansas	22	37	7	11	77

Points	In	Off	2nd	Fast	Bench
STAN	Paint	T/O	Chance	Break	
Stanford	30	10	7	7	14
Arkansas	32	16	23	4	22

Last FG - STAN OT2-00:45, ARK OT2-00:19.
 Largest lead - STAN by 9 2nd-15:25, ARK by 4 OT-03:45.
 STAN led for 26:13. ARK led for 14:25. Game was tied for 02:22.

Score tied - 11 times.
 Lead changed - 10 times.

GAME 6 **79** **#20/RV ARKANSAS** 37 42 **79** **84**
#RV/RV Memphis 42 42 **84**
 Nov. 23, 2023 • Paradise Island, Bahamas • Imperial Arena

Arkansas 79 • 4-2

#	Player	Total			3-Ptr			Rebounds			PF	TP	A	TO	Blk	Stl	Min
		FG-FGA	FG-FGA	FT-FTA	FG-FGA	FG-FGA	FT-FTA	Off	Def	Tot							
02	Trevon Brazile	f	5-10	1-3	2-2	7	3	10	4	13	1	3	0	2	39		
15	Makhi Mitchell	f	2-2	0-0	0-1	0	2	2	4	4	1	2	2	0	17		
04	Davonte Davis	g	5-14	3-7	2-2	0	3	3	4	3	15	1	2	0	38		
06	Layden Blocker	g	3-5	0-0	3-4	3	0	3	4	9	1	0	0	0	27		
12	Tramon Mark	g	4-9	0-2	4-5	0	1	1	3	12	0	1	0	1	26		
00	Khalif Battle	g	5-8	3-4	8-11	0	2	2	5	21	0	4	0	1	30		
03	El Ellis	g	0-3	0-2	0-0	0	1	1	0	0	3	2	0	0	13		
05	Joseph Pinion	g	0-0	0-0	0-0	0	0	0	0	0	0	0	0	0	0		
08	Chandler Lawson	g	2-4	0-0	1-2	1	2	3	2	5	0	0	0	0	10		
Team						2	6	8									
Totals			26-55	7-18	20-27	13	20	33	25	79	7	18	2	4	200		

FG % 1st Half: 11-26 42.3% 2nd half: 15-29 51.7% Game: 26-55 47.3% Deadball Rebounds 7
 3FG % 1st Half: 4-10 40.0% 2nd half: 3-8 37.5% Game: 7-18 38.9%
 FT % 1st Half: 11-14 78.6% 2nd half: 9-13 69.2% Game: 20-27 74.1%

Memphis 84 • 5-0

#	Player	Total			3-Ptr			Rebounds			PF	TP	A	TO	Blk	Stl	Min
		FG-FGA	FG-FGA	FT-FTA	FG-FGA	FG-FGA	FT-FTA	Off	Def	Tot							
03	Jordan Brown	f	2-2	0-0	1-2	0	0	0	2	5	0	3	0	0	12		
08	David Jones	f	10-14	4-8	12-14	1	3	4	1	36	2	2	0	5	33		
09	Caleb Mills	g	1-5	1-1	1-2	0	3	3	5	4	1	0	0	0	22		
10	Jaykwan Walton	g	4-8	1-4	2-3	2	1	3	1	11	2	3	1	1	27		
11	Jahvon Quinerly	g	0-6	0-5	6-6	0	1	1	2	6	4	0	0	0	27		
01	Jaylon Young	g	1-2	0-0	2-3	0	0	0	1	4	3	0	0	1	19		
02	Nick Jourdain	g	5-5	2-2	0-0	2	1	3	2	12	0	1	2	0	20		
04	Ashton Hardaway	g	1-1	0-0	0-0	0	1	1	3	2	1	1	1	1	10		
05	Carl Cherenfant	g	0-1	0-1	0-0	0	1	1	0	0	0	1	0	1	2		
23	Malcolm Handridge	g	1-5	0-0	0-0	0	1	1	2	2	1	1	3	1	13		
25	Jayden Hardaway	g	1-4	0-3	0-0	0	0	0	1	2	0	1	0	0	15		
Team						4	3	7									
Totals			26-53	8-24	24-30	9	15	24	20	84	14	13	7	10	200		

FG % 1st Half: 15-32 46.9% 2nd half: 11-21 52.4% Game: 26-53 49.1% Deadball Rebounds 4.1
 3FG % 1st Half: 5-15 33.3% 2nd half: 3-9 33.3% Game: 8-24 33.3%
 FT % 1st Half: 7-9 77.8% 2nd half: 17-21 81.0% Game: 24-30 80.0%

Officials: Marquis Pettigrew, Mike Roberts, Gary Maxwell
 Technical fouls: Arkansas-Layden Blocker; Trevon Brazile; Davonte Davis.
 Memphis-None.
 Attendance: 982

Score by periods	1st	2nd	Total
Arkansas	37	42	79
Memphis	42	42	84

Points	In	Off	2nd	Fast	Bench
ARK	Paint	T/O	Chance	Break	
Arkansas	38	10	16	4	26
Memphis	34	27	10	15	22

Last FG - ARK OT-01:53, MEM OT-02:25.
 Largest lead - ARK by 5 1st-05:20, MEM by 10 2nd-04:54.
 ARK led for 06:31. MEM led for 35:00. Game was tied for 03:29.

Score tied - 9 times.
 Lead changed - 14 times.

GAME 7 **72** **#20/RV ARKANSAS** 38 34 **72** **84**
#14/14 North Carolina 35 52 **87**
 Nov. 24, 2023 • Paradise Island, Bahamas • Imperial Arena

Arkansas 72 • 4-3

#	Player	Total			3-Ptr			Rebounds			PF	TP	A	TO	Blk	Stl	Min
		FG-FGA	FG-FGA	FT-FTA	FG-FGA	FG-FGA	FT-FTA	Off	Def	Tot							
02	Trevon Brazile	f	0-4	0-1	0-0	0	2	2	3	0	1	3	2	0	21		
15	Makhi Mitchell	f	2-5	0-0	1-1	0	1	1	5	5	0	1	0	0	11		
04	Davonte Davis	g	0-0	0-0	0-0	0	1	1	3	0	0	1	0	0	23		
06	Layden Blocker	g	3-6	0-0	5-6	2	0	2	2	11	1	1	1	3	28		
12	Tramon Mark	g	13-17	4-6	4-7	0	5	3	34	0	1	1	0	0	33		
00	Khalif Battle	g	3-7	0-3	3-3	0	4	4	4	9	1	1	0	0	18		
03	El Ellis	g	0-3	0-1	0-0	0	2	2	0	0	0	0	1	0	17		
05	Joseph Pinion	g	0-0	0-0	0-0	0	0	0	1	0	0	0	0	0	2		
07	Denijay Harris	g	0-0	0-0	0-0	0	0	0	0	0	0	0	0	0	0+		
08	Chandler Lawson	g	2-5	0-1	0-1	1	2	3	3	4	2	1	0	0	19		
10	Baye Fall	g	0-0	0-0	0-0	0	1	1	0	0	0	0	1	0	3		
24	Jeremiah Davenport	g	3-8	1-5	2-2	0	1	1	3	9	1	2	0	1	25		
Team						3	2	5									
Totals			26-55	5-17	15-20	6	21	27	27	72	6	12	6	4	200		

FG % 1st Half: 14-26 53.8% 2nd half: 12-29 41.4% Game: 26-55 47.3% Deadball Rebounds 3
 3FG % 1st Half: 2-7 28.6% 2nd half: 3-10 30.0% Game: 5-17 29.4%
 FT % 1st Half: 8-10 80.0% 2nd half: 7-10 70.0% Game: 15-20 75.0%

GAME 13 **90** **UNC Wilmington** **42 48** **90** **106** **ARKANSAS** **48 58** **106** **106**
 Dec. 30, 2023 • Fayetteville, Ark. • Bud Walton Arena

UNCW 90 • 9-3

#	Player	Total			3-Ptr			Rebounds			PF	TP	A	TO	Blk	Stl	Min
		FG-FGA	FG-FGA	FT-FTA	FG-FGA	FG-FGA	FT-FTA	Off	Def	Tot							
21	Khamari McGriff	1	2	0-0	0-0	1	2	3	4	2	0	1	0	0	0	10	
01	Donovan Newby	g	1-3	1-2	2-2	1	2	3	4	5	2	0	1	1	1	21	
02	Shykeim Phillips	g	9-13	3-4	4-5	1	2	3	4	25	2	0	1	1	28		
03	Maleeck Harden-Hayes	g	1-5	1-3	1-2	1	0	1	3	4	0	0	0	0	23		
05	Noah Ross	g	1-2	1-1	4-4	0	0	0	5	7	0	0	0	0	13		
00	KJ Jenkins	g	4-16	2-10	0-0	0	5	5	2	10	2	1	1	0	32		
04	Nolan Hodge	g	1-2	0-1	2-4	1	2	3	2	4	1	1	0	0	14		
13	Trazarrien White	g	9-20	1-4	9-15	3	2	5	3	28	2	2	0	0	33		
23	Eric Van Der Heijden	g	1-3	1-3	2-2	6	5	11	2	5	1	1	1	0	26		
	Team					1	0	1									
	Totals		28-66	10-28	24-34	15	20	35	29	90	13	8	2	3	200		

FG % 1st Half: 14-34 41.2% 2nd half: 14-32 43.8% Game: 28-66 42.4%
 3FG % 1st Half: 6-14 42.9% 2nd half: 4-14 28.6% Game: 10-28 35.7%
 FT % 1st Half: 8-13 61.5% 2nd half: 16-21 76.2% Game: 24-34 70.6%

Deadball Rebounds 7.1

Arkansas 106 • 9-4

#	Player	Total			3-Ptr			Rebounds			PF	TP	A	TO	Blk	Stl	Min
		FG-FGA	FG-FGA	FT-FTA	FG-FGA	FG-FGA	FT-FTA	Off	Def	Tot							
02	Trevon Brazile	f	5-8	0-1	2-3	2	6	8	5	12	1	1	0	0	0	33	
08	Chandler Lawson	f	1-2	0-0	1-3	2	3	5	2	3	1	0	1	0	0	10	
01	Keyon Menifield Jr.	g	8-14	3-7	13-17	1	3	4	0	32	5	3	0	0	35		
04	Davonte Davis	g	5-7	3-5	1-2	3	3	6	4	14	6	1	0	3	36		
12	Tramon Mark	g	5-8	1-2	7-8	1	1	2	5	18	1	0	1	1	24		
00	Khalif Battle	g	0-5	0-2	2-2	0	1	1	0	2	1	0	0	1	7		
03	Ei Ellis	g	1-3	0-1	2-2	0	2	2	1	4	0	0	0	0	10		
05	Joseph Pinion	g	0-1	0-1	0-0	0	0	0	1	0	0	0	0	0	2		
06	Layden Blocker	g	0-2	0-1	3-4	1	1	2	4	3	1	0	0	0	8		
07	Denjay Harris	g	0-0	0-0	0-0	0	0	0	0	0	0	0	0	0	2		
11	Jalen Graham	g	7-11	0-0	2-2	3	3	6	2	16	0	2	1	0	26		
15	Makhi Mitchell	g	0-0	0-0	0-0	0	1	1	1	0	0	1	2	0	3		
21	Cade Arbogast	g	0-0	0-0	0-0	0	0	0	0	0	0	0	0	0	0+		
24	Jeremiah Davenport	g	1-2	0-0	0-0	1	0	1	2	2	0	0	0	0	4		
	Team					1	1	2									
	Totals		33-63	7-20	33-43	15	25	40	27	106	16	8	5	5	200		

FG % 1st Half: 15-30 50.0% 2nd half: 18-33 54.5% Game: 33-63 52.4%
 3FG % 1st Half: 5-11 45.5% 2nd half: 7-20 35.0% Game: 7-20 35.0%
 FT % 1st Half: 13-18 72.2% 2nd half: 20-25 80.0% Game: 33-43 76.7%

Deadball Rebounds 4.1

Officials: Lucas Santos, Vladimir Voyard=Tadal, Jason Baker
 Technical fouls: UNCW-None. Arkansas-Trevon Brazile.
 Attendance: 19200

Score by periods	1st	2nd	Total
UNCW	42	48	90
Arkansas	48	58	106

Last FG - UNCW 2nd-00:30, ARK 2nd-00:00.
 Largest lead - UNCW by 6 1st-09:22, ARK by 19 2nd-06:22.
 UNCW led for 04:29. ARK led for 30:26. Game was tied for 05:05.

Score tied - 8 times.
 Lead changed - 8 times.

GAME 14 **83** **#7/7 Auburn** **37 46** **83** **51** **ARKANSAS** **30 21** **51** **51**
 Jan. 6, 2024 • Fayetteville, Ark. • Bud Walton Arena

Auburn 83 • 12-2,1-0 SEC

#	Player	Total			3-Ptr			Rebounds			PF	TP	A	TO	Blk	Stl	Min
		FG-FGA	FG-FGA	FT-FTA	FG-FGA	FG-FGA	FT-FTA	Off	Def	Tot							
02	Jaylin Williams	f	5-9	1-3	0-0	0	3	3	0	11	1	1	0	0	24		
04	John Broome	f	7-13	0-2	0-0	3	5	8	1	14	3	2	2	2	25		
05	Chris Moore	f	0-1	0-0	0-0	1	0	1	0	0	0	2	0	1	14		
01	Aden Holloway	g	2-9	1-4	0-0	1	4	5	1	5	0	0	0	0	21		
12	Denver Jones	g	2-5	1-1	2-3	0	0	0	0	7	1	0	1	1	19		
00	K.D. Johnson	g	2-8	0-2	2-2	0	2	2	2	6	2	1	0	1	20		
03	Tre Donaldson	g	5-6	1-1	0-0	0	7	7	1	11	4	1	0	0	19		
10	Chad Baker-Mazara	g	5-9	2-3	4-4	1	3	4	2	16	3	0	0	0	21		
23	Addarin Scott	g	0-0	0-0	0-0	0	1	1	0	0	0	0	0	0	2		
24	Lior Berman	g	1-2	0-1	0-0	0	1	1	1	2	1	0	0	0	7		
31	Chaney Johnson	g	2-5	1-1	0-0	0	3	3	3	5	0	0	0	0	15		
44	Dylan Cardwell	g	3-3	0-0	0-2	3	5	8	3	6	0	0	2	0	13		
	Team					2	1	3									
	Totals		34-70	7-18	8-11	11	35	46	14	83	16	7	5	5	200		

FG % 1st Half: 15-37 40.5% 2nd half: 19-33 57.6% Game: 34-70 48.6%
 3FG % 1st Half: 2-10 20.0% 2nd half: 5-8 62.5% Game: 7-18 38.9%
 FT % 1st Half: 5-6 83.3% 2nd half: 3-5 60.0% Game: 8-11 72.7%

Deadball Rebounds 2

Arkansas 51 • 9-5,0-1 SEC

#	Player	Total			3-Ptr			Rebounds			PF	TP	A	TO	Blk	Stl	Min
		FG-FGA	FG-FGA	FT-FTA	FG-FGA	FG-FGA	FT-FTA	Off	Def	Tot							
02	Trevon Brazile	f	5-9	1-5	0-0	1	6	7	1	11	0	1	3	0	33		
08	Chandler Lawson	f	1-4	1-3	0-0	0	0	0	2	3	0	2	0	1	13		
11	Jalen Graham	f	2-8	0-0	0-0	4	2	6	2	4	0	0	0	2	20		
01	Keyon Menifield Jr.	g	5-15	0-3	0-3	0	3	3	0	14	4	2	0	1	32		
12	Tramon Mark	g	3-8	1-3	3-4	1	4	1	10	2	1	0	0	0	29		
00	Khalif Battle	g	1-4	0-1	2-4	0	2	2	1	4	0	1	1	0	17		
03	Ei Ellis	g	0-2	0-1	0-0	0	1	1	0	0	0	0	0	0	7		
04	Davonte Davis	g	0-4	0-2	2-2	0	1	1	3	2	1	2	0	0	25		
05	Joseph Pinion	g	0-0	0-0	0-0	0	2	2	0	0	0	2	0	0	6		
06	Layden Blocker	g	0-0	0-0	0-0	0	0	0	0	0	0	1	0	0	2		
07	Denjay Harris	g	0-1	0-0	0-0	0	0	0	0	0	0	0	0	0	3		
10	Baye Fall	g	0-0	0-0	1-2	0	0	0	0	1	0	0	0	0	4		
15	Makhi Mitchell	g	1-3	0-0	0-0	0	3	3	1	2	1	0	0	0	9		
	Team					1	1	2									
	Totals		18-58	7-24	8-15	7	25	32	11	51	8	13	4	4	200		

FG % 1st Half: 12-31 38.7% 2nd half: 6-27 22.2% Game: 18-58 31.0%
 3FG % 1st Half: 4-15 26.7% 2nd half: 3-9 33.3% Game: 7-24 29.2%
 FT % 1st Half: 2-7 28.6% 2nd half: 6-8 75.0% Game: 8-15 53.3%

Deadball Rebounds 5.1

Officials: Chuck Jones, K.B. Burdett Jr., Doug Shows
 Technical fouls: Auburn-Chad Baker-Mazara; Tre Donaldson. Arkansas-None.
 Attendance: 19200

Score by periods	1st	2nd	Total
Auburn	37	46	83
Arkansas	30	21	51

Last FG - AUB 2nd-00:26, ARK 2nd-04:07.
 Largest lead - AUB by 32 2nd-00:26, ARK by 6 1st-14:44.
 AUB led for 30:30. ARK led for 06:05. Game was tied for 03:25.

Score tied - 6 times.
 Lead changed - 6 times.

GAME 15 **66** **Arkansas** **24 42** **66** **76** **Georgia** **34 42** **76** **76**
 Jan. 10, 2024 • Athens, Ga. • Stegeman Coliseum

Georgia 75 • 14-10,4-7 SEC

#	Player	Total			3-Ptr			Rebounds			PF	TP	A	TO	Blk	Stl	Min
		FG-FGA	FG-FGA	FT-FTA	FG-FGA	FG-FGA	FT-FTA	Off	Def	Tot							
54	Russel Tchewa	c	3-4	0-0	4-5	0	1	4	4	10	3	6	0	0	24		
01	Jabri Abdur-Rahim	g	2-6	0-4	0-0	2	2	2	4	1	3	1	1	0	30		
03	Noah Thomasson	g	2-8	0-3	0-0	0	3	3	2	4	0	0	0	0	24		
04	Silas Demary Jr.	g	7-10	1-1	4-5	0	0	0	2	19	3	1	1	2	29		
11	Justin Hill	g	3-6	1-1	11-12	0	0	0	1	18	3	2	0	0	27		
00	Blue Cain	g	1-6	1-5	0-0	0	2	2	1	3	0	0	0	1	20		
05	Frank Anselem-Ibe	g	0-0	0-0	0-0	0	0	0	0	0	0	0	0	0	4		
13	Dylan James	g	3-6	1-2	0-0	2	1	3	1	7	0	0	0	0	14		
15	RJ Melendez	g	1-4	0-2	0-0	0	4	4	1	2	0	0	0	1	16		
23	Jalen DeLoach	g	4-4	0-0	0-1	1	3	4	3	8	0	2	0	0	12		
	Team					2	3	5									
	Totals		26-54	4-18	19-23	8	19	27	17	75	10	14	2	5	200		

FG % 1st Half: 10-28 35.7% 2nd half: 16-26 61.5% Game: 26-54 48.1%
 3FG % 1st Half: 1-12 8.3% 2nd half: 3-6 50.0% Game: 4-18 22.2%
 FT % 1st Half: 8-10 80.0% 2nd half: 11-13 84.6% Game: 19-23 82.6%

Deadball Rebounds 1

Arkansas 78 • 12-11,3-7 SEC

#	Player	Total			3-Ptr			Rebounds			PF	TP	A	TO	Blk	Stl	Min
		FG-FGA	FG-FGA	FT-FTA	FG-FGA	FG-FGA	FT-FTA	Off	Def	Tot							
08	Chandler Lawson	f	2-2	0-0	0-0	0	0	0	3	4	0	0	0	0	7		
03	Ei Ellis	g	6-11	3-6	0-0	0	5	5	1	15	3	1	0	3	37		
06	Layden Blocker	g	1-2	0-1	0-0	1	0	1	2	0	1	0	0	0	7		
12	Tramon Mark	g	4-8	0-0	5-8	0	5	5	1	13	2	2	2	3	39		
24	Jeremiah Davenport	g	0-0	0-0	0-0	0	0	0	0	0	0	1	0	0	3		
00	Khalif Battle	g	0-1	0-1	0-0	0	0	0	1	0	0	0	0	0	3		
01	Keyon Menifield Jr.	g	6-11	1-5													

GAME 17 **77** Texas A&M **32 45 77 78** **ARKANSAS** **16 32 78**
 Jan. 16, 2024 • Fayetteville, Ark. • Bud Walton Arena

Texas A&M 77 • 10-7,1-3 SEC

#	Player	Total			3-Ptr			Rebounds			PF	TP	A	TO	Blk	Stl	Min
		FG-FGA	FG-FGA	FT-FTA	FG-FGA	FG-FGA	FT-FTA	Off	Def	Tot							
10	Wildens Leveque	0-2	0-0	2-2	2	2	4	5	2	0	0	1	0	1	0	17	
13	Solomon Washington	1-1	1-1	2-4	2	2	4	5	5	1	0	0	0	0	0	18	
02	Hayden Hehner	0-6	0-3	3-4	1	1	2	1	3	0	0	0	0	0	0	8	
04	Wade Taylor IV	13-32	5-14	10-13	0	6	6	4	4	1	0	0	2	3	39	29	
23	Tyrece Radford	2-15	0-5	2-2	3	2	5	3	6	2	0	0	0	0	0	37	
00	Jace Carter	1-5	0-3	3-4	2	5	7	3	5	1	0	0	0	2	25	25	
05	Eli Lawrence	2-6	0-3	1-2	0	1	1	0	5	0	0	0	0	0	0	11	
11	Andersson Garcia	5-5	0-0	0-2	5	7	12	3	10	0	0	2	1	3	36	36	
35	Manny Obaseki	0-2	0-0	0-0	0	0	0	2	0	0	2	0	0	0	0	9	
	Team				4	2	6										
	Totals	24-74	6-29	23-33	19	28	47	26	77	5	2	3	5	20	0	170	

FG % 1st Half: 11-38 28.9% 2nd half: 13-36 36.1% Game: 24-74 32.4% Deadball Rebounds 9.3
 3FG % 1st Half: 1-15 6.7% 2nd half: 5-14 35.7% Game: 6-29 20.7%
 FT % 1st Half: 9-12 75.0% 2nd half: 14-21 66.7% Game: 23-33 69.7%

Arkansas 78 • 10-7,1-3 SEC

#	Player	Total			3-Ptr			Rebounds			PF	TP	A	TO	Blk	Stl	Min
		FG-FGA	FG-FGA	FT-FTA	FG-FGA	FG-FGA	FT-FTA	Off	Def	Tot							
02	Trevon Brazile	1-5	0-2	6-8	0	5	5	2	8	0	1	1	0	34	34	34	
08	Chandler Lawson	1-1	0-0	0-2	0	5	5	2	4	0	1	0	27	27	27	27	
03	Ei Ellis	3-11	1-3	8-8	0	6	6	1	15	2	3	0	0	24	24	24	
04	Davonte Davis	3-6	1-3	0-0	1	5	6	4	7	1	0	0	0	33	33	33	
12	Tramon Mark	8-15	2-3	17-22	0	5	5	3	35	0	3	3	0	40	40	40	
01	Keyon Menifield Jr.	1-4	1-2	0-0	0	1	1	4	3	2	0	2	1	12	12	12	
06	Layden Blocker	0-0	0-0	0-0	0	0	0	0	0	0	0	0	0	0	0	4	
11	Jalen Graham	0-0	0-0	0-0	0	0	0	2	0	0	0	1	0	4	4	4	
15	Makhi Mitchell	0-0	0-0	0-0	0	0	0	1	0	1	0	0	0	3	3	3	
24	Jeremiah Davenport	3-9	2-6	0-0	0	1	1	2	8	0	1	1	0	15	15	15	
	Team				2	4	6										
	Totals	20-51	7-19	31-40	3	32	35	24	78	10	8	9	1	200	200	200	

FG % 1st Half: 14-26 53.8% 2nd half: 6-25 24.0% Game: 20-51 39.2% Deadball Rebounds 6
 3FG % 1st Half: 5-10 50.0% 2nd half: 2-9 22.2% Game: 7-19 36.8%
 FT % 1st Half: 13-14 92.9% 2nd half: 18-26 69.2% Game: 31-40 77.5%

Officials: Olandis Poole,Doug Shows,Terry Oglesby
 Technical fouls: Texas A&M-None. Arkansas-Makhi Mitchell.
 Attendance: 19200

Score by periods	1st	2nd	Total
Texas A&M	32	45	77
Arkansas	46	32	78

Last FG - TA&M 2nd-00:07, ARK 2nd-00:01
 Largest lead - TA&M by 1 2nd-00:07, ARK by 20 1st-08:01.
 TA&M led for 00:00, ARK led for 38:06. Game was tied for 01:48.

Points	In	Off	2nd	Fast	Bench
TA&M	28	12	21	16	20
ARK	22	1	5	4	11

Score tied - 1 time.
 Lead changed - 2 times.

GAME 18 **77** RV/- South Carolina **39 38 77 64** **ARKANSAS** **27 37 64**
 Jan. 20, 2024 • Fayetteville, Ark. • Bud Walton Arena

South Carolina 77 • 15-3,3-2 SEC

#	Player	Total			3-Ptr			Rebounds			PF	TP	A	TO	Blk	Stl	Min
		FG-FGA	FG-FGA	FT-FTA	FG-FGA	FG-FGA	FT-FTA	Off	Def	Tot							
02	B.J. Mack	6-10	3-4	3-5	1	8	9	1	18	3	0	0	0	24	24	24	
30	Collin Murray-Boyles	4-9	0-0	3-3	2	2	4	1	11	2	1	1	0	23	23	23	
05	Meechie Johnson	2-7	2-3	2-3	0	7	7	1	8	2	2	0	0	32	32	32	
12	Zachary Davis	5-8	0-1	2-2	1	3	4	4	12	0	1	0	0	26	26	26	
55	Ta'lon Cooper	4-5	3-3	0-0	0	4	4	1	11	5	1	0	0	36	36	36	
01	Jacobi Wright	2-7	1-5	0-0	0	0	0	3	5	5	0	0	0	27	27	27	
04	Stephen Clark	0-0	0-0	1-2	2	2	4	3	1	1	1	0	0	13	13	13	
15	Morris Ugusuk	2-4	0-2	1-2	0	0	0	1	5	0	1	0	0	9	9	9	
33	Josh Gray	3-4	0-0	0-0	1	3	4	1	6	2	2	0	1	10	10	10	
	Team				1	2	3										
	Totals	28-54	9-18	12-17	8	31	39	16	77	20	10	1	1	200	200	200	

FG % 1st Half: 12-28 42.9% 2nd half: 16-26 61.5% Game: 28-54 51.9% Deadball Rebounds 3.1
 3FG % 1st Half: 5-12 41.7% 2nd half: 4-6 66.7% Game: 9-18 50.0%
 FT % 1st Half: 10-13 76.9% 2nd half: 2-4 50.0% Game: 12-17 70.6%

Arkansas 64 • 10-8,1-4 SEC

#	Player	Total			3-Ptr			Rebounds			PF	TP	A	TO	Blk	Stl	Min
		FG-FGA	FG-FGA	FT-FTA	FG-FGA	FG-FGA	FT-FTA	Off	Def	Tot							
02	Trevon Brazile	1-3	0-1	1-2	0	6	6	1	3	0	0	1	1	25	25	25	
08	Chandler Lawson	2-6	0-1	0-0	1	6	7	3	4	1	0	1	0	25	25	25	
03	Ei Ellis	3-9	1-2	2-2	1	1	2	2	9	2	1	0	0	24	24	24	
04	Davonte Davis	3-13	0-4	2-2	0	3	3	1	8	1	0	0	1	34	34	34	
12	Tramon Mark	6-13	2-3	4-4	0	2	2	18	1	1	0	1	0	32	32	32	
00	Khalif Battle	1-3	1-2	0-0	0	0	0	0	3	0	0	0	0	5	5	5	
01	Keyon Menifield Jr.	1-2	0-1	0-0	0	0	0	0	2	0	0	0	0	2	2	2	
05	Joseph Pinion	1-1	0-0	0-0	1	0	1	0	2	0	0	0	0	2	2	2	
06	Layden Blocker	0-2	0-0	0-0	1	0	1	0	0	1	0	0	1	18	18	18	
07	Denijay Harris	0-0	0-0	0-0	0	0	0	0	0	0	0	0	0	0	0	1	
11	Jalen Graham	1-1	0-0	1-2	0	0	0	2	3	1	1	1	0	6	6	6	
15	Makhi Mitchell	2-3	0-0	0-0	0	1	1	3	4	1	1	0	0	5	5	5	
24	Jeremiah Davenport	2-6	1-4	3-4	1	0	1	3	8	1	1	0	0	21	21	21	
	Team				3	0	3										
	Totals	23-62	5-18	13-16	8	19	27	17	64	9	5	3	4	200	200	200	

FG % 1st Half: 11-31 35.5% 2nd half: 12-31 38.7% Game: 23-62 37.1% Deadball Rebounds 1.1
 3FG % 1st Half: 2-8 25.0% 2nd half: 3-10 30.0% Game: 5-18 27.8%
 FT % 1st Half: 3-4 75.0% 2nd half: 10-12 83.3% Game: 13-16 81.3%

Officials: Lucas Santos, Mike Nance, Don Daily
 Technical fouls: South Carolina-None. Arkansas-None.
 Attendance: 19200

Score by periods	1st	2nd	Total
South Carolina	39	38	77
Arkansas	27	37	64

Last FG - USC 2nd-00:29, ARK 2nd-00:04
 Largest lead - USC by 19 2nd-10:03, ARK None.
 USC led for 39:19, ARK led for 00:00. Game was tied for 00:41.

Points	In	Off	2nd	Fast	Bench
USC	38	4	5	7	17
ARK	32	8	14	8	22

Score tied - 0 times.
 Lead changed - 0 times.

GAME 19 **51** ARKANSAS **26 25 51 77** **RV/RV Ole Miss** **38 39 77 77**
 Jan. 24, 2024 • Oxford, Miss. • The Pavilion

Arkansas 51 • 10-9,1-5 SEC

#	Player	Total			3-Ptr			Rebounds			PF	TP	A	TO	Blk	Stl	Min
		FG-FGA	FG-FGA	FT-FTA	FG-FGA	FG-FGA	FT-FTA	Off	Def	Tot							
07	Denijay Harris	1-1	0-0	0-0	0	1	1	0	2	0	0	1	0	13	13	13	
08	Chandler Lawson	1-2	0-0	0-0	0	0	0	0	2	0	0	1	0	6	6	6	
00	Khalif Battle	2-9	1-5	6-7	1	3	4	1	11	2	1	1	0	27	27	27	
01	Keyon Menifield Jr.	3-10	1-3	0-0	0	1	1	1	7	1	1	0	1	24	24	24	
04	Davonte Davis	0-1	0-0	0-0	0	0	0	0	0	0	1	0	0	7	7	7	
02	Trevon Brazile	0-1	0-1	3-4	1	3	4	0	3	0	0	1	12	12	12		
03	Ei Ellis	1-4	0-2	0-0	1	2	3	0	2	1	2	0	0	24	24	24	
05	Joseph Pinion	3-6	2-5	2-2	0	1	1	3	10	2	0	3	0	22	22	22	
06	Layden Blocker	0-5	0-1	0-0	0	2	2	1	0	3	0	1	0	18	18	18	
10	Baye Fall	0-0	0-0	1-3	1	0	1	0	1	0	1	0	0	6	6	6	
11	Jalen Graham	3-3	0-0	2-2	2	0	2	3	6	2	0	1	0	13	13	13	
15	Makhi Mitchell	2-4	0-0	0-0	1	0	1	3	4	0	1	1	0	12	12	12	
24	Jeremiah Davenport	1-5	1-5	0-0	0	3	3	1	3	2	2	0	0	16	16	16	
	Team				1	4	5										
	Totals	17-51	5-22	12-18	9	19	28	13	51	13	14	8	3	200	200	200	

FG % 1st Half: 8-21 38.1% 2nd half: 9-30 30.0% Game: 17-51 33.3% Deadball Rebounds 4
 3FG % 1st Half: 2-9 22.2% 2nd half: 3-14 21.4% Game: 5-22 22.7%
 FT % 1st Half: 8-9 88.9% 2nd half: 4-9 44.4% Game: 12-18 66.7%

Ole Miss 77 • 16-3,3-3 SEC

#	Player	Total			3-Ptr			Rebounds			PF	TP	A	TO	Blk	Stl	Min
		FG-FGA	FG-FGA	FT-FTA	FG-FGA	FG-FGA	FT-FTA	Off	Def	Tot							
04	Jaemyn Brakefield	4-10	1-5	2-2	1	3	4	3	11	3	4	0	0	29	29	29	
33	Moussa Cisse	1-2	0-0	0-0	4	3	7	3	2	1	0	0	2	16	16	16	
05	Jaylen Murray	8-15	3-6</														

GAME 21 **91** **ARKANSAS** **47 44 91 84** **MISSOURI** **28 56 84** **84** **LSU**
Jan. 31, 2024 • Columbia, Mo. • Mizzou Arena

Arkansas 91 • 11-10,2-6 SEC

#	Player	Total			3-Ptr			Rebounds			PF	TP	A	TO	Blk	Stl	Min
		FG-FGA	FG-FGA	FT-FTA	FG-FGA	FG-FGA	FT-FTA	Off	Def	Tot							
08	Chandler Lawson	f	3-4	0-0	0-0	2	1	3	0	6	0	0	0	0	0	16	
11	Jalen Graham	f	6-11	0-0	1-2	1	0	1	5	13	4	3	3	4	26		
00	Khalif Battle	g	2-6	2-2	0-0	0	3	3	6	2	1	0	2	15			
06	Layden Blocker	g	2-2	0-0	5-6	3	0	3	2	9	2	3	0	1	29		
12	Tramon Mark	g	8-13	0-0	6-8	0	4	4	4	22	1	3	2	3	34		
01	Keyon Menifield Jr.	g	4-11	2-3	6-6	0	2	2	0	16	3	1	0	0	32		
15	Makhi Mitchell	g	8-13	0-0	3-4	5	9	14	3	19	2	2	0	0	34		
24	Jeremiah Davenport	g	0-1	0-1	0-0	0	3	3	4	0	0	2	1	0	14		
	Team					1	1	2									
	Totals		33-61	4-6	21-26	12	23	35	21	91	14	15	6	10	200		

FG % 1st Half: 19-32 59.4% 2nd half: 14-29 48.3% Game: 33-61 54.1% Deadball Rebounds 5
 3FG % 1st Half: 3-4 75.0% 2nd half: 1-2 50.0% Game: 4-6 66.7%
 FT % 1st Half: 6-6 100.0% 2nd half: 15-20 75.0% Game: 21-26 80.8%

Missouri 84 • 8-13,0-8 SEC

#	Player	Total			3-Ptr			Rebounds			PF	TP	A	TO	Blk	Stl	Min
		FG-FGA	FG-FGA	FT-FTA	FG-FGA	FG-FGA	FT-FTA	Off	Def	Tot							
00	Jordan Butler	f	1-2	0-1	2-2	1	2	3	1	4	0	0	0	0	0	12	
35	Noah Carter	f	2-5	2-3	0-0	1	1	2	3	6	0	1	1	1	16		
02	Tamar Bates	g	9-18	1-3	10-10	2	1	3	1	29	3	6	0	5	39		
10	Nick Honor	g	2-4	2-2	0-0	1	0	1	3	6	1	1	0	0	28		
55	Sean East II	g	3-8	1-2	4-4	1	5	6	4	11	7	6	1	0	36		
04	Curt Lewis	g	2-6	1-2	1-2	1	0	1	3	6	0	1	0	0	14		
14	Anthony Robinson II	g	3-7	2-5	2-2	0	0	0	3	10	1	0	0	3	20		
23	Aidan Shaw	g	2-4	0-0	0-0	0	1	1	2	4	0	0	0	0	13		
45	Mabor Majak	g	0-0	0-0	1-2	1	3	4	1	1	0	1	1	0	8		
75	Connor Vanover	g	3-5	1-2	0-0	2	2	4	2	7	1	1	1	0	14		
	Team					1	0	1									
	Totals		27-59	10-20	20-22	11	15	26	23	84	13	18	4	9	200		

FG % 1st Half: 9-28 32.1% 2nd half: 18-31 58.1% Game: 27-59 45.8% Deadball Rebounds 0.1
 3FG % 1st Half: 4-9 44.4% 2nd half: 6-11 54.5% Game: 10-20 50.0%
 FT % 1st Half: 6-6 100.0% 2nd half: 14-16 87.5% Game: 20-22 90.9%

Officials: Olandis Poole,Jeffrey Anderson,K.B. Burdett Jr.
 Technical fouls: Arkansas-None. Missouri-None.
 Attendance: 11020

Score by periods	1st	2nd	Total
Arkansas	47	44	91
Missouri	28	56	84

Last FG - ARK 2nd-01:49, MIZ 2nd-00:07.
 Largest lead - ARK by 23 2nd-17:23, MIZ by 2 1st-19:11.
 ARK led for 37:18. MIZ led for 00:19. Game was tied for 02:23.

Score tied - 2 times.
 Lead changed - 1 time.

GAME 22 **74** **ARKANSAS** **30 44 74 95** **LSU** **45 50 95** **LSU**
Feb. 3, 2024 • Baton Rouge, La. • Maravich Center

Arkansas 74 • 11-11,2-7 SEC

#	Player	Total			3-Ptr			Rebounds			PF	TP	A	TO	Blk	Stl	Min
		FG-FGA	FG-FGA	FT-FTA	FG-FGA	FG-FGA	FT-FTA	Off	Def	Tot							
08	Chandler Lawson	f	2-4	1-1	1-4	1	1	2	1	6	0	1	0	0	20		
11	Jalen Graham	f	8-14	0-1	2-3	1	3	4	3	18	1	2	2	1	30		
00	Khalif Battle	g	0-3	0-2	0-0	0	1	1	0	0	0	0	0	1	9		
06	Layden Blocker	g	2-6	0-0	5-10	1	2	3	2	9	3	1	0	2	26		
12	Tramon Mark	g	7-13	1-3	5-5	2	4	6	2	20	0	1	1	2	34		
01	Keyon Menifield Jr.	g	1-5	0-2	2-3	0	1	1	1	4	1	2	0	0	21		
05	Joseph Pinion	g	0-2	0-1	2-2	0	2	2	1	2	0	0	0	0	9		
07	Denijay Harris	g	0-0	0-0	0-0	0	1	1	3	0	0	0	0	0	11		
15	Makhi Mitchell	g	3-4	0-0	4-4	0	3	3	3	10	4	2	0	1	29		
21	Cade Arbogast	g	0-0	0-0	0-0	0	0	0	0	0	0	0	0	0	0+		
24	Jeremiah Davenport	g	1-4	1-3	2-2	1	2	3	4	5	1	1	0	0	11		
45	Lawson Blake	g	0-0	0-0	0-0	0	0	0	0	0	0	0	0	0	0+		
	Team					3	1	4									
	Totals		24-55	3-13	23-33	9	21	30	20	74	10	12	3	8	200		

FG % 1st Half: 11-28 39.3% 2nd half: 13-27 48.1% Game: 24-55 43.6% Deadball Rebounds 6
 3FG % 1st Half: 1-7 14.3% 2nd half: 2-6 33.3% Game: 3-13 23.1%
 FT % 1st Half: 7-9 77.8% 2nd half: 16-24 66.7% Game: 23-33 69.7%

LSU 95 • 12-9,4-4 SEC

#	Player	Total			3-Ptr			Rebounds			PF	TP	A	TO	Blk	Stl	Min
		FG-FGA	FG-FGA	FT-FTA	FG-FGA	FG-FGA	FT-FTA	Off	Def	Tot							
13	Jalen Reed	f	3-7	0-1	1-1	1	6	7	4	7	0	1	2	0	22		
09	Will Baker	c	9-11	4-5	3-3	0	2	2	0	25	1	0	1	0	33		
00	Trae Hannibal	g	2-2	0-0	2-2	0	6	6	3	6	4	0	0	2	30		
02	Mike Williams III	g	4-7	4-6	1-2	0	1	1	5	13	0	1	1	0	19		
06	Jordan Wright	g	1-6	1-2	10-11	2	4	6	2	13	6	2	1	0	29		
03	Jalen Cook	g	5-8	3-5	7-7	0	3	3	3	20	3	1	0	2	20		
05	Mwani Wilkinson	g	0-0	0-0	0-0	0	0	0	1	0	1	0	0	1	2		
12	Hunter Dean	g	3-4	0-0	0-0	1	1	2	1	6	0	1	0	0	7		
14	Trace Young	g	0-0	0-0	0-0	0	0	0	1	0	0	1	0	0	2		
15	Tyrell Ward	g	1-5	0-2	1-2	0	1	1	2	3	2	2	1	0	17		
20	Derek Fountain	g	1-2	0-1	0-0	0	0	0	0	3	2	1	0	0	17		
25	Adam Benthayoun	g	0-1	0-1	0-0	0	0	0	0	0	0	0	0	0	2		
	Team					1	2	3									
	Totals		29-53	12-23	25-28	5	26	31	25	95	17	11	6	5	200		

FG % 1st Half: 15-24 62.5% 2nd half: 14-29 48.3% Game: 29-53 54.7% Deadball Rebounds 1
 3FG % 1st Half: 7-12 58.3% 2nd half: 5-11 45.5% Game: 12-23 52.2%
 FT % 1st Half: 8-11 72.7% 2nd half: 17-17 100.0% Game: 25-28 89.3%

Officials: Jason Baker,Wil Howard,Don Daily
 Technical fouls: Arkansas-TEAM. LSU-None.
 Attendance: 7880

Score by periods	1st	2nd	Total
Arkansas	30	44	74
LSU	45	50	95

Last FG - ARK 2nd-00:00, LSU 2nd-00:58.
 Largest lead - ARK by 2 1st-19:36, LSU by 28 2nd-02:01.
 ARK led for 01:39. LSU led for 37:08. Game was tied for 01:13.

Score tied - 1 time.
 Lead changed - 1 time.

GAME 23 **75** **Georgia** **29 46 75 78** **ARKANSAS** **34 44 78 78** **78** **LSU**
Feb. 10, 2024 • Fayetteville, Ark. • Bud Walton Arena

Georgia 75 • 14-10,4-7 SEC

#	Player	Total			3-Ptr			Rebounds			PF	TP	A	TO	Blk	Stl	Min
		FG-FGA	FG-FGA	FT-FTA	FG-FGA	FG-FGA	FT-FTA	Off	Def	Tot							
54	Russel Tchewa	c	3-4	0-0	4-5	3	1	4	4	10	3	6	0	0	24		
01	Jabri Abdur-Rahim	g	2-6	0-4	0-0	0	2	2	2	4	1	3	1	1	30		
03	Noah Thomasson	g	2-8	0-3	0-0	0	3	3	2	4	0	0	0	0	24		
04	Silas Demary Jr.	g	7-10	1-1	4-5	0	0	0	2	19	3	1	1	2	29		
11	Justin Hill	g	3-6	1-1	11-12	0	0	0	1	18	3	2	0	0	27		
00	Blue Cain	g	1-6	1-5	0-0	0	2	2	1	3	0	0	0	1	20		
05	Frank Anselme-Ibe	g	0-0	0-0	0-0	0	0	0	0	0	0	0	0	0	4		
13	Dylan James	g	3-6	1-2	0-0	2	1	3	1	7	0	0	0	0	14		
15	RJ Melendez	g	1-4	0-2	0-0	0	4	4	1	2	0	0	0	0	16		
23	Jalen DeLoach	g	4-4	0-0	0-1	1	3	4	3	8	0	2	0	0	12		
	Team					2	3	5									
	Totals		26-54	4-18	19-23	8	19	27	17	75	10	14	2	5	200		

FG % 1st Half: 10-28 35.7% 2nd half: 16-26 61.5% Game: 26-54 48.1% Deadball Rebounds 1
 3FG % 1st Half: 1-12 8.3% 2nd half: 3-6 50.0% Game: 4-18 22.2%
 FT % 1st Half: 8-10 80.0% 2nd half: 11-13 84.6% Game: 19-23 82.6%

Arkansas 78 • 12-11,3-7 SEC

#	Player	Total			3-Ptr			Rebounds			PF	TP	A	TO	Blk	Stl	Min
		FG-FGA	FG-FGA	FT-FTA	FG-FGA	FG-FGA	FT-FTA	Off	Def	Tot							
08	Chandler Lawson	f	2-2	0-0	0-0												

GAME 25 **67** **ARKANSAS** **29 38** **67** **71**
Mississippi State **34 37** **71** **71**
 Feb. 17, 2024 • Starkville, Miss. • Humphrey Coliseum

Arkansas 67 - 12-13,3-9 SEC

#	Player	Total			3-Ptr			Rebounds			PF	TP	A	TO	Blk	Stl	Min
		FG-FGA	FG-FGA	FT-FTA	FG-FGA	FG-FGA	FT-FTA	Off	Def	Tot							
08	Chandler Lawson	1	1-3	0-0	0-0	1	5	6	2	2	2	0	1	1	1	20	
00	Khalif Battle	g	7-13	0-4	4-6	0	2	2	5	18	2	0	0	0	0	34	
03	EI Ellis	g	3-6	0-1	2-4	0	1	1	0	8	4	1	0	0	0	35	
04	Davonte Davis	g	3-6	2-3	0-1	0	0	0	3	8	1	0	0	0	0	25	
12	Tramon Mark	g	2-7	1-3	1-1	0	3	3	5	6	0	2	2	1	1	28	
01	Keyon Menifield Jr.	g	0-0	0-0	0-0	0	0	0	0	0	0	0	0	0	0	4	
05	Joseph Pinion	g	0-0	0-0	0-0	0	0	0	0	0	0	0	0	0	0	0+	
06	Layden Blocker	g	0-2	0-2	0-0	0	0	0	2	0	0	0	0	0	0	3	
10	Baye Fall	g	0-0	0-0	0-0	0	0	0	0	0	0	1	1	1	0	3	
15	Makhi Mitchell	g	8-12	0-1	5-5	4	5	9	5	21	1	1	2	2	2	22	
24	Jeremiah Davenport	g	1-6	0-3	2-2	3	2	5	3	4	1	0	0	0	0	26	
	Team					0	1	1									
	Totals		25-55	3-17	14-19	8	19	27	25	67	10	8	6	4	200		

FG % 1st Half: 12-28 42.9% 2nd half: 13-27 48.1% Game: 25-55 45.5% Deadball Rebounds 2
 3FG % 1st Half: 2-11 18.2% 2nd half: 1-6 16.7% Game: 3-17 17.6%
 FT % 1st Half: 3-4 75.0% 2nd half: 11-15 73.3% Game: 14-19 73.7%

Mississippi St. 71 - 17-8,6-6 SEC

#	Player	Total			3-Ptr			Rebounds			PF	TP	A	TO	Blk	Stl	Min
		FG-FGA	FG-FGA	FT-FTA	FG-FGA	FG-FGA	FT-FTA	Off	Def	Tot							
01	Tolu Smith III	f	2-6	0-0	4-7	4	4	8	4	8	0	4	2	0	0	22	
04	Cameron Matthews	f	6-7	0-1	5-10	4	6	10	4	17	3	3	1	0	3	37	
03	Shakeel Moore	g	3-3	1-1	2-2	1	2	3	1	9	1	1	0	1	1	32	
05	Shawn Jones, Jr.	g	2-3	0-0	3-4	2	1	3	2	7	2	1	0	0	0	23	
13	Josh Hubbard	g	6-18	3-10	4-5	0	3	4	19	3	0	0	0	0	0	29	
00	D.J. Jeffries	g	0-0	0-0	0-0	0	0	0	0	0	0	0	0	0	0	3	
10	Dashawn Davis	g	2-5	0-1	0-1	0	3	3	0	4	0	1	0	1	0	19	
12	KeShawn Murphy	g	2-7	0-2	0-0	3	4	7	1	4	1	2	0	0	0	20	
15	Jimmy Bell Jr.	g	1-1	0-0	1-3	2	2	4	4	3	0	2	0	0	0	15	
	Team					1	0	1									
	Totals		24-50	4-15	19-32	17	25	42	20	71	10	14	3	3	200		

FG % 1st Half: 13-26 50.0% 2nd half: 11-24 45.8% Game: 24-50 48.0% Deadball Rebounds 3
 3FG % 1st Half: 1-5 20.0% 2nd half: 3-10 30.0% Game: 4-15 26.7%
 FT % 1st Half: 7-12 58.3% 2nd half: 12-20 60.0% Game: 19-32 59.4%

Officials: Jason Baker,Patrick Evans,Terry Oglesby
 Technical fouls: Arkansas-None. Mississippi St.-None.
 Attendance: 9219

Score by periods	1st	2nd	Total
Arkansas	29	38	67
Mississippi St.	34	37	71

In Points Off 2nd Fast Bench
 Paint T/O Chance Break
 ARK 30 10 8 3 25
 MSU 40 11 13 5 11

Score tied - 9 times.
 Lead changed - 5 times.

Last FG - ARK 2nd-01:07, MSU 2nd-00:58.
 Largest lead - ARK by 4 1st-19:07, MSU by 8 1st-14:46.
 ARK led for 02:52. MSU led for 30:38. Game was tied for 06:30.

GAME 27 **73** **MISSOURI** **34 39** **73** **88**
ARKANSAS **36 52** **88** **88**
 Feb. 24, 2024 • Fayetteville, Ark. • Bud Walton Arena

Missouri 73 - 8-19,0-14 SEC

#	Player	Total			3-Ptr			Rebounds			PF	TP	A	TO	Blk	Stl	Min
		FG-FGA	FG-FGA	FT-FTA	FG-FGA	FG-FGA	FT-FTA	Off	Def	Tot							
00	Jordan Butler	f	0-0	0-0	0-0	0	0	0	3	0	1	0	0	0	0	9	
35	Noah Carter	f	3-14	0-4	2-2	1	6	7	2	8	1	1	2	0	0	35	
02	Tamar Bates	g	2-6	1-4	6-6	0	6	6	5	11	2	1	0	1	1	36	
10	Nick Honor	g	4-12	4-10	2-2	2	2	4	14	1	0	0	1	34			
55	Sean East II	g	9-14	0-0	15-16	1	2	3	13	2	4	0	0	0	0	38	
14	Anthony Robinson II	g	0-1	0-1	0-0	0	1	1	3	0	0	0	0	0	0	8	
23	Aidan Shaw	g	1-1	0-0	1-2	0	1	1	4	3	0	0	2	1	14		
45	Mabor Majak	g	0-2	0-0	2-2	0	0	0	1	2	0	0	0	0	0	10	
75	Connor Vanover	g	1-1	0-0	0-0	1	4	5	3	2	0	1	0	0	0	16	
	Team					1	1	2									
	Totals		20-51	5-19	28-30	6	21	27	28	73	6	8	4	3	200		

FG % 1st Half: 11-27 40.7% 2nd half: 9-24 37.5% Game: 20-51 39.2% Deadball Rebounds 1
 3FG % 1st Half: 3-9 33.3% 2nd half: 2-10 20.0% Game: 5-19 26.3%
 FT % 1st Half: 9-9 100.0% 2nd half: 19-21 90.5% Game: 28-30 93.3%

Arkansas 88 - 14-13,5-9 SEC

#	Player	Total			3-Ptr			Rebounds			PF	TP	A	TO	Blk	Stl	Min
		FG-FGA	FG-FGA	FT-FTA	FG-FGA	FG-FGA	FT-FTA	Off	Def	Tot							
08	Chandler Lawson	f	0-2	0-0	1-2	0	1	1	0	1	1	0	0	0	0	10	
00	Khalif Battle	g	11-15	6-10	14-14	0	6	6	0	42	1	0	0	1	38		
03	EI Ellis	g	2-5	0-3	1-2	0	0	0	5	5	1	2	0	1	34		
04	Davonte Davis	g	2-8	0-4	4-4	2	7	9	4	8	6	2	1	1	34		
12	Tramon Mark	g	3-7	2-3	2-4	3	4	7	2	10	3	0	1	0	36		
02	Trevon Brazile	g	0-0	0-0	0-0	0	0	0	1	0	0	0	0	0	4		
06	Layden Blocker	g	1-3	1-2	1-2	1	0	1	3	4	0	0	0	0	10		
15	Makhi Mitchell	g	4-8	0-0	5-6	1	5	6	5	13	3	1	0	1	28		
24	Jeremiah Davenport	g	2-4	1-3	0-0	0	3	3	2	5	1	0	0	0	16		
	Team					0	0	0									
	Totals		25-52	10-25	28-34	7	26	33	22	88	16	5	2	4	200		

FG % 1st Half: 11-25 44.0% 2nd half: 14-27 51.9% Game: 25-52 48.1% Deadball Rebounds 5
 3FG % 1st Half: 4-13 30.8% 2nd half: 6-12 50.0% Game: 10-25 40.0%
 FT % 1st Half: 10-14 71.4% 2nd half: 18-20 90.0% Game: 28-34 82.4%

Officials: Wil Howard,Rob Rorke,Anthony Jordan
 Technical fouls: Missouri-None. Arkansas-None.
 Attendance: 19200

Score by periods	1st	2nd	Total
Missouri	34	39	73
Arkansas	36	52	88

In Points Off 2nd Fast Bench
 Paint T/O Chance Break
 MIZ 24 6 12 7 7
 ARK 26 13 6 13 22

Score tied - 7 times.
 Lead changed - 11 times.

Last FG - MIZ 2nd-01:21, ARK 2nd-00:22.
 Largest lead - MIZ by 5 1st-09:33, ARK by 15 2nd-01:29.
 MIZ led for 09:09. ARK led for 23:30. Game was tied for 07:21.

GAME 26 **78** **ARKANSAS** **35 43** **78** **71**
Texas A&M **31 40** **71** **71**
 Feb. 20, 2024 • Bryan-College Station, Texas • Reed Arena

Arkansas 78 - 13-13,4-9 SEC

#	Player	Total			3-Ptr			Rebounds			PF	TP	A	TO	Blk	Stl	Min
		FG-FGA	FG-FGA	FT-FTA	FG-FGA	FG-FGA	FT-FTA	Off	Def	Tot							
08	Chandler Lawson	f	0-1	0-0	0-0	0	5	5	3	0	2	0	2	0	0	20	
00	Khalif Battle	g	3-15	0-3	9-10	1	3	4	4	15	2	1	0	2	35		
03	EI Ellis	g	0-3	0-1	1-2	0	1	1	3	1	1	1	0	0	0	26	
04	Davonte Davis	g	0-0	0-0	0-0	0	0	0	3	0	0	2	0	0	0	7	
12	Tramon Mark	g	8-16	2-3	8-10	0	6	6	3	26	5	3	1	1	36		
06	Layden Blocker	g	2-5	1-2	0-0	2	1	3	4	5	2	1	1	2	23		
15	Makhi Mitchell	g	6-9	0-0	10-12	5	8	13	3	22	0	2	4	0	33		
24	Jeremiah Davenport	g	4-10	1-6	0-0	2	1	3	4	9	0	0	0	2	20		
	Team					1	4	5									
	Totals		23-59	4-15	28-34	11	29	40	27	78	12	11	8	7	200		

FG % 1st Half: 11-26 42.3% 2nd half: 12-33 36.4% Game: 23-59 39.0% Deadball Rebounds 4
 3FG % 1st Half: 2-6 33.3% 2nd half: 2-9 22.2% Game: 4-15 26.7%
 FT % 1st Half: 11-14 78.6% 2nd half: 17-20 85.0% Game: 28-34 82.4%

Texas A&M 71 - 15-11,6-7 SEC

#	Player	Total			3-Ptr			Rebounds			PF	TP	A	TO	Blk	Stl	Min
		FG-FGA	FG-FGA	FT-FTA	FG-FGA	FG-FGA	FT-FTA	Off	Def	Tot							
10	Wildens Leveque	f	0-3	0-0	0-0	1	0	1	1	0	0	0	0	0	0	5	
13	Solomon Washington	f	1-6	0-1	5-7	4	6	10	3	7	1	2	2	0	24		
00	Jace Carter	g	4-7	3-6	3-4	0	2	2	5	14	0	2	0	1	32		
04	Wade Taylor IV	g	3-12	0-4	5-7	1	1	2	5	11	9	4	0	2	37		
23	Tyrece Radford	g	5-16	0-2	2-3	3	5	8	2	12	2	1	1	0	35		
02	Hayden Helner	g	2-5	2-5	0-0	1	0	1	0	6	0	1	0	1	8		
05	Eli Lawrence	g	0-1	0-1	0-0	0	1	1	2	0	0	0	0	0	4		
11	Andersson Garcia	g	2-3	1-1	3-4	7	8	15	5	8	0	2	1	1	31		
15	Henry Coleman III	g	3-7	0-0	6-12	2	4	6	2	12	0	0	0	0	23		
35	Manny Obaseki	g	0-0	0-0	1-2	0	0	0	1	1	1	0	0	0	1	1	
	Team					1	0	1									
	Totals		20-60	6-20	25-39	20	27	47	26	71	13	12	4	5	200		

FG % 1st Half: 10-22 45.5% 2nd half: 10-38 26.3% Game: 20-60 33.3% Deadball Rebounds 5
 3FG % 1st Half: 3-6 50.0% 2nd half: 3-14 21.4% Game: 6-20 30.0%
 FT % 1st Half: 8-14 57.1% 2nd half: 17-25 68.0% Game: 25-39 64.1%

Officials: Todd Austin,Steven Anderson,Don Daily
 Technical fouls: Arkansas-None. Texas A&M-None.
 Attendance: 8789

Score by periods	1st	2nd	Total
Arkansas	35	43	78
Texas A&M	31	40	71

In Points Paint Off 2nd Fast Bench
 T/O Chance Break
 ARK 28 13 19 7 36
 TA&M 24 6 5 9 27

Score tied - 5 times.
 Lead changed - 1 time.

Last FG - ARK 2nd-01:27, TA&M 2nd-00:31.
 Largest lead - ARK by 10 2nd-06:40, TA&M by 6 1st-09:26.
 ARK led for 25:42. TA&M led for 10:55. Game was tied for 03:14.

GAME 28 **85** **VANDERBILT** **35 50** **85** **82**
ARKANSAS **31**