



## SCHEDULE & RESULTS

**3-1, 0-0 SEC**

HOME: 3-0 AWAY: 0-0 NEUTRAL: 0-1

### AUGUST (2-)

|    |                           |        |
|----|---------------------------|--------|
| 27 | vs. #2 Nebraska ^ [ESPN2] | L, 3-1 |
| 30 | NORTHERN KENTUCKY         | W, 3-0 |
| 31 | RV WESTERN KENTUCKY       | W, 3-1 |

### SEPTEMBER (1-0)

|    |                             |              |
|----|-----------------------------|--------------|
| 1  | MOREHEAD STATE              | W, 3-0       |
| 6  | #7 PENN STATE [SEC Network] | 7 p.m. ET    |
| 7  | JAMES MADISON               | 7:30 p.m. ET |
| 8  | BALL STATE                  | 2 p.m. ET    |
| 13 | at Southern Methodist       | 8 p.m. ET    |
| 14 | vs. #8 Purdue or Houston    | 3 p.m. ET    |
| 18 | #6 LOUISVILLE [ESPN]        | 7 p.m. ET    |
| 21 | at #5 Stanford              | 9 p.m. ET    |
| 27 | at Auburn* [SEC Network]    | 9 p.m. ET    |
| 29 | at #11 Florida* [ESPN]      | 1 p.m. ET    |

### OCTOBER (0-0)

|    |                         |              |
|----|-------------------------|--------------|
| 2  | OKLAHOMA* [SEC Network] | 8 p.m. ET    |
| 6  | MISSOURI*               | 1 p.m. ET    |
| 13 | #1 TEXAS* [ESPN]        | 1 p.m. ET    |
| 16 | at #15 Tennessee*       | 6:30 p.m. ET |
| 20 | at Alabama*             | 3 p.m. ET    |
| 27 | at Ole Miss*            | 3 p.m. ET    |

### NOVEMBER (0-0)

|    |                             |              |
|----|-----------------------------|--------------|
| 1  | at South Carolina*          | 7 p.m. ET    |
| 3  | at #25 Georgia*             | 2 p.m. ET    |
| 8  | TEXAS A&M*                  | 7 p.m. ET    |
| 10 | LSU* [SEC Network]          | 4:30 p.m. ET |
| 17 | #25 GEORGIA*                | 1:30 p.m. ET |
| 20 | MISSISSIPPI STATE*          | 7 p.m. ET    |
| 24 | #19 ARKANSAS* [SEC Network] | 4 p.m. ET    |
| 27 | at Missouri*                | 7 p.m. ET    |

Home matches, listed in **BOLD**, played in Rupp Arena  
 \* - SEC Match  
 ^ - 2024 AVCA First Serve Showcase (Louisville, Ky.)

## (9) KENTUCKY (3-1, 0-0)

| GENERAL INFORMATION   | CATEGORY LEADERS  |
|---|---|
| Head Coach: Craig Skinner (20th)<br>Record at UK: 448-148<br>Career Record: Same<br>AVCA Rank: 9<br>2023: 21-8, 17-1   NCAA Reg. Semi | K/S: Brooklyn DeLeye (4.38)<br>B/S: Megan Wilson (1.17)<br>D/S: Eleanor Beavin (2.71)<br>A/S: Emma Grome (9.86)<br>Ace/S: Erin Lamb (0.62)<br>Pct.: Asia Thigpen (.344) |

## (7) PENN STATE (2-0, 0-0)

| GENERAL INFORMATION   | CATEGORY LEADERS   |
|---|--|
| Coach: Katie Schumacher-Cawley<br>Record at PSU: 51-17<br>Career Record: 176-163<br>AVCA Rank: 7<br>2023: 23-9, 15-5   NCAA Reg. Semi | K/S: Jess Mruzik (4.80)<br>B/S: Jordan Hopp (2.00)<br>D/S: Ava Falduto (2.57)<br>A/S: Izzy Starck (9.86)<br>Pct.: Jordan Hopp (.429) |

## JMU JAMES MADISON (2-1, 0-0)

| GENERAL INFORMATION  | CATEGORY LEADERS  |
|--|---|
| Coach: Lauren Steinbrecher (15th)<br>Record at JMU: 264-130<br>Career Record: Same<br>AVCA Rank: RV<br>2023: 21-10, 12-4   NCAA 1R | K/S: Miette Veldman (3.55)<br>B/S: Annie Smith (1.09)<br>D/S: Julia McNeley (4.00)<br>A/S: Rebecca Watkins (5.38)<br>Pct.: Savannah Cockrill (.421) |

## BALL STATE (2-1, 0-0)

| GENERAL INFORMATION   | CATEGORY LEADERS   |
|---|--|
| Coach: Kelli Miller Phillips (9th)<br>Record at BSU: 151-89<br>Career Record: Same<br>AVCA Rank: NR<br>2023: 17-15, 13-5 MAC   MAC QF's | K/S: Aniya Kennedy (3.67)<br>B/S: Aayidne Smith (1.44)<br>D/S: Sophie Ledbetter (4.63)<br>A/S: Megan Wielonski (10.11)<br>Pct.: Camryn Wise (.667) |

## MATCH INFORMATION

| LOCATION   |
|--|
| VENUE..... HISTORIC MEMORIAL COLISEUM (7,000)    |
| BROADCAST  |
| TV ..... SEC NETWORK                             |
| PLAY-BY-PLAY..... PAUL SUNDERLAND / JENN HOFFMAN |

### SERIES HISTORY

Penn State leads: 6-1  
 Last meeting: Penn State won 3-0; Dec. 7, 2012, NCAAT  
 Streak: Penn State has won 5 in a row  
 Note: Kentucky's only win came in 1983 in Lexington. This is the first meeting in Lexington since 1985.

### SERIES HISTORY

Kentucky leads: 2-1  
 Last meeting: Kentucky won 3-1 | 3-1 | Sept. 8, 2001  
 Streak: Kentucky has won 1 in a row  
 Note: The first regular season meeting since 2001. Lauren Steinbrecher (Sauer) coached with Craig Skinner at Kentucky from 2007-2010.

### SERIES HISTORY

Kentucky leads: 5-1  
 Last meeting: Sept. 5, 1996 | BSU won 3-0  
 Streak: Ball State has won 1 in a row  
 Note: This will be Craig Skinner's first time coaching against his alma mater.

## 2024 SEASON CAT SCRATCHES

- Kentucky won the 2020 NCAA Volleyball National Championship with a 3-1 win over Texas, becoming the first SEC school to ever win the national title.
- 2024 is Craig Skinner's 20th season as the head coach at Kentucky. He is the second-longest tenured coach in the SEC (Mary Wise).
- Kentucky graduate and 2020 NCAA National Champion, Avery Skinner, was on the 2024 USA Olympic Team for volleyball and won a silver medal.
- UK has won seven-straight SEC Championships.
- Emma Grome and Brooklyn DeLeye returning AVCA All-Americans from 2023. Grome is a 2x All-American.
- Kentucky has qualified for 19-straight NCAA Tournaments
- UK began the season ranked No. 9 in the AVCA Coaches' Poll.
- Transferring into Kentucky is one player in 2024, Delaney Hogan from Xavier
- Kentucky returns to Memorial Coliseum after an \$83 million facelift, the largest investment in women's athletics in Kentucky history.
- Kentucky liberos have won SEC Libero/Defensive Player of the Year in 11 of the last 13 years, including Eleanor Beavin in 2021.
- UK will play three ESPN matches, including vs. Louisville, vs. Texas and at Florida
- Brooklyn DeLeye was named the 2023 SEC Freshman of the Year and 2023 AVCA All-Region Freshman of the Year.
- Emma Grome was named the SEC Player of the Year for the league in 2022, marking the fifth-straight year and fourth-different UK player to win it since 2018.
- Craig Skinner won the 2020-21 AVCA National Coach of the Year award, becoming the second UK head coach to win the award (Kathy DeBoer).

## 2024 STATISTICAL LEADERS

| KILLS  | PERCENTAGE   | BLOCKS   | ASSISTS   | DIGS  | ACES   |
|--|--|--|---|---|--|
| <br>Brooklyn DeLeye<br>4.38 / set | <br>Asia Thigpen<br>344 | <br>Megan Wilson<br>1.17 / set | <br>Emma Grome<br>9.86 / set | <br>Eleanor Beavin<br>2.71 / set | <br>Erin Lamb<br>0.62 / set |



1

**Megan Wilson**  
Senior  
Kingwood, Texas  
Outside Hitter



2

**Ava Sarafa**  
Sophomore  
Bloomfield Hills, Mich.  
Setter



3

**Delaney Hogan**  
Transfer (Xavier) // Senior  
Ft. Wayne, Ind.  
Middle Blocker



4

**Emma Grome**  
Senior  
Loveland, Ohio  
Setter



5

**Jordyn Dailey**  
RS-Freshman  
Franklinton, North Carolina  
Outside Hitter / Opposite



6

**Eleanor Beavin**  
Senior  
Louisville, Kentucky  
Libero / DS



7

**Haley Melby**  
Junior  
Munster, Indiana  
Outside Hitter



8

**Brooke Bultema**  
RS-Freshman  
Cincinnati, Ohio  
Middle Blocker



10

**Kennedy Washington**  
Freshman  
Glenn Heights, Texas  
Middle Blocker



12

**Molly Tuozzo**  
Sophomore  
The Woodlands, Texas  
Libero / DS



13

**Erin Lamb**  
Senior  
Stewartville, Minn.  
Outside Hitter



15

**Hannah Benjamin**  
Freshman  
Atlanta, Georgia  
Outside Hitter



17

**Brooklyn DeLeye**  
Sophomore  
Topeka, Kansas  
Outside Hitter



18

**Lane Jenkins**  
Junior  
Lexington, Ky.  
Setter



20

**Asia Thigpen**  
Freshman  
Pittsboro, N.C.  
Outside Hitter

**PRONUNCIATION GUIDE**

Ava Sarafa .....Suh-ROFF-uh  
Eleanor Beavin..... Bev (like Beverley)- IN  
Molly Tuozzo..... TUZZ (like fuzz) - Oh  
Brooklyn DeLeye..... Duh-LAY  
Brooke Bultema..... BOLL-tuh-muh




**Craig Skinner**  
Head Coach  
(20th year)



**Ben Josephson**  
Associate Head Coach  
(2nd year)



**Merideth Jewell**  
Assistant Coach  
(3rd year)



**Madison Lilley**  
Assistant Coach  
(2nd year)

2024 ROSTER

| ALPHABETICAL |                    |        |      |        |                                    |
|--------------|--------------------|--------|------|--------|------------------------------------|
| No.          | Name               | Pos.   | Ht.  | Class  | Hometown/High School   Prev.       |
| 6            | Eleanor Beavin     | L      | 5-5  | Sr.    | Louisville, Ky./Mercy              |
| 15           | Hannah Benjamin    | OH     | 6-1  | Fr.    | Atlanta, Ga./Fideles Christian     |
| 8            | Brooke Bultema     | MB     | 6-3  | RS-Fr. | Cincinnati, Ohio/Ursuline          |
| 5            | Jordyn Dailey      | OH/OPP | 6-2  | RS-Fr. | Franklinton, N.C./NC Academy       |
| 17           | Brooklyn DeLeye    | OH     | 6-2  | So.    | Topeka, Kansas/Washburn Rural      |
| 4            | Emma Grome         | S      | 5-9  | Sr.    | Loveland, Ohio/St. Ursula          |
| 3            | Delaney Hogan      | MB     | 6-0  | Sr.    | Ft. Wayne, Ind./Xavier             |
| 18           | Lane Jenkins       | S      | 5-9  | Sr.    | Versailles, Ky./Loyola-Chicago     |
| 13           | Erin Lamb          | OH     | 6-3  | Sr.    | Stewartville, Minn./Stewartville   |
| 7            | Haley Melby        | OH     | 6-1  | Jr.    | Munster, Ind./Munster              |
| 2            | Ava Sarafa         | S      | 6-0  | RS-Fr. | Bloomfield Hills, Mich./Marian     |
| 20           | Asia Thigpen       | OH/L   | 5-11 | Fr.    | Pittsboro, N.C./Northwood          |
| 12           | Molly Tuozzo       | L/DS   | 5-7  | So.    | The Woodlands, Texas/The Woodlands |
| 10           | Kennedy Washington | MB     | 6-0  | Fr.    | Glenn Heights, Texas/Prestonwood   |
| 1            | Megan Wilson       | OH     | 6-4  | Sr.    | Kingwood, Texas/Oklahoma           |

| NUMERICAL |                    |        |      |        |                                    |
|-----------|--------------------|--------|------|--------|------------------------------------|
| No.       | Name               | Pos.   | Ht.  | Class  | Hometown/High School               |
| 1         | Megan Wilson       | OH     | 6-4  | Sr.    | Kingwood, Texas/Oklahoma           |
| 2         | Ava Sarafa         | S      | 6-0  | RS-Fr. | Bloomfield Hills, Mich./Marian     |
| 3         | Delaney Hogan      | MB     | 6-0  | Sr.    | Ft. Wayne, Ind./Xavier             |
| 4         | Emma Grome         | S      | 5-9  | Sr.    | Loveland, Ohio/St. Ursula          |
| 5         | Jordyn Dailey      | OH/OPP | 6-2  | RS-Fr. | Franklinton, N.C./NC Academy       |
| 6         | Eleanor Beavin     | L/DS   | 5-5  | Sr.    | Louisville, Ky./Mercy              |
| 7         | Haley Melby        | OH     | 6-1  | Jr.    | Munster, Ind./Munster              |
| 8         | Brooke Bultema     | MB     | 6-3  | RS-Fr. | Cincinnati, Ohio/Ursuline          |
| 10        | Kennedy Washington | MB     | 6-0  | Fr.    | Glenn Heights, Texas/Prestonwood   |
| 12        | Molly Tuozzo       | L/DS   | 5-7  | So.    | The Woodlands, Texas/The Woodlands |
| 13        | Erin Lamb          | OH     | 6-3  | Sr.    | Stewartville, Minn./Stewartville   |
| 15        | Hannah Benjamin    | OH     | 6-1  | Fr.    | Atlanta, Ga./Fideles Christian     |
| 17        | Brooklyn DeLeye    | OH     | 6-2  | So.    | Topeka, Kansas/Washburn Rural      |
| 18        | Lane Jenkins       | S      | 5-9  | Sr.    | Versailles, Ky./Loyola-Chicago     |
| 20        | Asia Thigpen       | OH/L   | 5-11 | Fr.    | Pittsboro, N.C./Northwood          |

COACHING STAFF

**Head Coach:** Craig Skinner (Ball State, 1993 - 20th season)  
**Associate Head Coach:** Ben Josephson (Trinity Western, 2003 - 2nd season)  
**Assistant Coach:** Merideth Jewell (Kentucky, 2018 - 3rd season)  
**Assistant Coach:** Madison Lilley (Kentucky, 2021 - 2nd season)  
**Director of Operations:** Kristen Vicini (Kentucky, 2015 - 9th season)

PRONUNCIATION GUIDE

Ava Sarafa.....Suh-ROFF-uh  
 Eleanor Beavin..... Bev (like Beverley)- IN  
 Molly Tuozzo..... TUZZ (like fuzz) - Oh  
 Brooklyn DeLeye..... Duh-LAY  
 Brooke Bultema..... BOLL-tuh-muh

BY CLASS

BY POSITION

|  |  |   |   |
|--|--|---|---|
| <b>Freshmen - 3</b><br>Kennedy Washington, Hannah Benjamin, Asia Thigpen | <b>Sophomores - 2</b><br>Brooklyn DeLeye, Molly Tuozzo   | <b>Liberos/DS - 3</b><br>Eleanor Beavin, Molly Tuozzo, Asia Thigpen | <b>Outside Hitters - 7</b><br>Erin Lamb, Haley Melby, Megan Wilson, Jordyn Dailey, Brooklyn DeLeye, Hannah Benjamin, Asia Thigpen |
| <b>RS Freshmen - 3</b><br>Ava Sarafa, Jordyn Dailey, Brooke Bultema,     | <b>Juniors - 1</b><br>Haley Melby  | <b>Setters- 3</b><br>Lane Jenkins, Emma Grome, Ava Sarafa           | <b>Middle Blockers - 4</b><br>Brooke Bultema, Kennedy Washington, Delaney Hogan   |
|  | <b>Seniors - 6</b><br>Emma Grome, Eleanor Beavin, Delaney Hogan, Erin Lamb, Lane Jenkins, Megan Wilson |   |   |

General Information

Location..... Lexington, Ky.  
 Founded..... 1865  
 Enrollment..... 30,500  
 Nickname..... Wildcats  
 Colors..... Blue and White  
 Conference..... Southeastern  
 President..... Dr. Eli Capilouto  
 Athletic Director..... Mitch Barnhart  
 SWA..... Rachel Baker  
 VB Administrator..... Katie Eiserman  
 UK Faculty Rep..... Dr. Joseph Fink III  
 Arena..... Memorial Coliseum  
 Capacity..... 7,000

Coaching Staff

Head Coach..... Craig Skinner (20th Year)  
 UK Record (Career).... 444-148 (Same)  
 Alma Mater..... Ball State, 1993  
 NCAA Appearances..... 19  
 Associate Head Coach Ben Josephson (2nd)  
 Alma Mater..... Trinity Western, 2003  
 Assistant Coach..... Merideth Jewell (3rd)  
 Alma Mater..... Kentucky, 2018  
 Assistant Coach..... Madison Lilley (2nd)  
 Alma Mater..... Kentucky, 2021  
 Director of Operations .. Kristen Vicini (9th)  
 Alma Mater..... Kentucky, 2015  
 Volleyball Office Phone .... 859-257-2532

Team History

All-Time Record..... 1,028-538 (40 Years)  
 First Year..... 1977  
 NCAA Appearances..... 25  
 (1983, '87, '88, '90, '92, '93, 2005, '06, '07, '08, '09, '10, '11, '12, '13, '14, '15, '16, '17, '18, '19, '20-21, '21, '22, '23)

2023 In Review

Record..... 21-8, 17-1 SEC (1st)  
 2023 Final National Ranking..... 10  
 2023 Postseason... NCAA Regional Semifinal  
 Starters Returning/Lost..... 5/2  
 Letterwinners Returning/Lost..... 12/6  
 Newcomers..... 4

UK Athletics

Communications and Public Relations

Contact..... Chris Shoals  
 Phone..... 513-312-2489  
 E-Mail..... cmsh223@uky.edu  
 Website..... UKathletics.com  
 Address..... Joe Craft Center  
 338 Lexington Avenue  
 Lexington, Ky. 40506-0604

## NOTES

### MEDIA WEEKLY SCHEDULE

Monday - 9/2 - NCAA Mandatory off day // Big Blue Radio Call-In Show (Malones, Lexington, 7pm)  
 Tuesday - 9/3 - Practice: 3:45-6pm ET (Memorial Coliseum)  
 Wednesday - Practice: 3:30-6pm ET (Memorial Coliseum)  
 Thursday - 9/5 - Practice: 3-5:30pm ET (Memorial Coliseum)  
 Friday - 9/6 - (9) Kentucky vs. (7) Penn State; 7pm ET; SEC Network | Serve/Pass: 1pm ET  
 Saturday - 9/7 - (9) Kentucky vs. James Madison; 7:30pm ET; SECN+ | Serve/Pass: 1pm ET  
 Sunday - 9/8 - (9) Kentucky vs. Ball St.; 2pm ET; SECN+ | Serve/Pass: None

### KENTUCKY INJURY REPORT

Hannah Benjamin (ACL) - Out for entire 2024 season. Suffered in practice leading up to Japan trip

### MEMORIAL COLISEUM FACELIFT

Kentucky played its entire 2023 home schedule at historic Rupp Arena in 2023 as Memorial Coliseum underwent an \$82 million renovation and restoration. The investment is the largest in Kentucky Athletics history for any female athletics project. The arena will be re-opened to the public on Aug. 30 in UK's home opener vs. NKU with the inclusion of the 2023 SEC Championship banner unveiling.

### SKINNER'S TEAM TREND

In the last 6 years ... Kentucky's record during the months of:

August and September - 61-29 (.677)

October and November - 97-10 (.907)

\*This does not include the 2020-21 season due to the calendar being reshaped for COVID.

### SUPER STREAKS

UK won 18 matches in a row to end the 2023 regular season. This was the second-longest winning streak for UK head coach Craig Skinner:

- 23 matches (2018)\*

- 18 matches (PRESENT)\*

- 16 matches (2020-21)\*

- 14 matches (2017)\*

\* = SEC Championship

### RANKING THE RANKED

Kentucky has been ranked inside of the top-25 of the American Volleyball Coaches' Association Top-25 poll in 117 consecutive weeks. This is a program record for UK that spans seven complete seasons. The Wildcats finished the 2020-21 season ranked No. 1 after winning the NCAA National Championship.

UK is slotted #9 in the AVCA polls, and is currently scheduled to play non-conference matches against: #1 Texas, #2 Nebraska, #4 Louisville, #5 Stanford, #8 Purdue. On the docket for Kentucky is also matches in SEC play against #10 Florida, #17 Tennessee and #21 Arkansas.

The six SEC teams ranked were the most since at least 1982 to begin a season for the league.

### JAPAN TRIP

Kentucky took its quad-annual overseas trip to Japan in April of 2024. The Wildcats played five matches over a six-day stretch with competitions in Japanese cities of Osaka, Kyoto, Shibuya and Asakusa. With the trip overseas, Kentucky was also able to get in the gym in Lexington to prepare for the trip with additional spring practices as all incoming players were folded into the mix for the exhibition matches.

All in all the trip encompassed 11 days.

## 2023 FINAL SEC STANDINGS

| SCHOOL                | CONF | OVR   | H    | A    | N   |
|-----------------------|------|-------|------|------|-----|
| Kentucky <sup>A</sup> | 17-1 | 21-8  | 10-2 | 10-5 | 1-0 |
| Tennessee             | 15-3 | 27-5  | 14-2 | 11-2 | 1-0 |
| Arkansas              | 15-3 | 28-6  | 14-3 | 9-2  | 4-0 |
| Auburn                | 10-8 | 20-10 | 10-5 | 7-4  | 3-1 |
| Florida               | 10-8 | 19-10 | 9-7  | 9-3  | 1-0 |
| Georgia               | 10-8 | 19-12 | 12-3 | 5-6  | 2-3 |
| Missouri              | 9-9  | 18-13 | 11-4 | 5-8  | 2-1 |
| Texas A&M             | 8-10 | 16-13 | 7-7  | 6-6  | 3-0 |
| Mississippi St        | 6-12 | 13-15 | 10-4 | 1-10 | 2-1 |
| LSU                   | 6-12 | 11-17 | 6-7  | 2-9  | 3-1 |
| South Carolina        | 5-13 | 11-16 | 8-6  | 2-10 | 1-0 |
| Ole Miss              | 5-13 | 11-18 | 8-4  | 1-11 | 2-3 |
| Alabama               | 1-17 | 11-18 | 5-8  | 3-9  | 3-1 |

### 2024 SEASON HONORS

Emma Grome . . . . . Preseason All-SEC  
 . . . . . Bluegrass Battle All-Tournament Team  
 . . . . . Bluegrass Battle Tournament MVP

Eleanor Beavin . . . . . Preseason All-SEC

Brooklyn DeLeye . . . . . Preseason All-SEC  
 . . . . . AVCA First Serve Showcase All-Tourney Team  
 . . . . . Bluegrass Battle All-Tournament Team

## 2023 NCAA RPI TOP 30

| No. School        | Conf.    | Overall | Road | Neutral | Home |
|-------------------|----------|---------|------|---------|------|
| 1 Nebraska        | Big Ten  | 28-1    | 11-1 | 0-0     | 17-0 |
| 2 Stanford        | Pac-12   | 26-3    | 14-1 | 0-0     | 12-2 |
| 3 Louisville      | ACC      | 24-4    | 8-3  | 2-0     | 14-1 |
| 4 Pittsburgh      | ACC      | 25-4    | 11-2 | 1-1     | 13-1 |
| 5 Wisconsin       | Big Ten  | 26-3    | 11-3 | 2-0     | 13-0 |
| 6 Texas           | Big 12   | 22-4    | 9-2  | 1-0     | 12-2 |
| 7 Kentucky        | SEC      | 19-7    | 10-5 | 1-0     | 8-2  |
| 8 Oregon          | Pac-12   | 26-5    | 13-1 | 6-1     | 7-3  |
| 9 Creighton       | Big East | 27-4    | 11-3 | 5-1     | 11-0 |
| 10 Arkansas       | SEC      | 25-5    | 9-2  | 4-0     | 12-3 |
| 11 Tennessee      | SEC      | 24-4    | 11-2 | 1-0     | 12-2 |
| 12 Purdue         | Big Ten  | 21-8    | 8-3  | 1-0     | 12-5 |
| 13 Washington St. | Pac-12   | 24-7    | 10-3 | 2-0     | 12-4 |
| 14 Kansas         | Big 12   | 23-5    | 7-4  | 2-0     | 14-1 |
| 15 BYU            | Big 12   | 24-6    | 8-5  | 4-0     | 12-1 |
| 16 Western Ky.    | CUSA     | 29-4    | 9-2  | 6-1     | 14-1 |
| 17 Utah St.       | MWC      | 24-6    | 9-3  | 3-2     | 12-1 |
| 18 Dayton         | A-10     | 31-2    | 10-0 | 4-0     | 17-2 |
| 19 Florida        | SEC      | 18-9    | 9-3  | 1-0     | 8-6  |
| 20 Georgia Tech   | ACC      | 22-6    | 10-3 | 3-0     | 9-3  |
| 21 Penn St.       | Big Ten  | 21-8    | 8-4  | 0-2     | 13-2 |
| 22 James Madison  | Sun Belt | 21-9    | 4-6  | 4-2     | 13-1 |
| 23 Arizona St.    | Pac-12   | 26-6    | 9-5  | 8-0     | 9-1  |
| 24 SMU            | AAC      | 25-6    | 11-2 | 1-3     | 13-1 |
| 25 Marquette      | Big East | 20-10   | 10-3 | 1-2     | 9-5  |
| 26 Florida St.    | ACC      | 23-8    | 9-4  | 3-1     | 11-3 |
| 27 Iowa St.       | Big 12   | 20-9    | 8-4  | 2-1     | 10-4 |
| 28 Houston        | Big 12   | 18-9    | 6-5  | 3-1     | 9-3  |
| 29 UNI            | MVC      | 26-6    | 9-3  | 6-2     | 11-1 |
| 30 Auburn         | SEC      | 20-9    | 7-4  | 3-0     | 10-5 |

NOTES

SEC CHAMPIONSHIP WOMEN'S HISTORY HISTORY

Women's teams in the SEC who lead the history of the conference in consecutive titles:

- (20) - Florida Volleyball ... 1991-2010
- (11) - Florida Swimming ... 1986-1996
- (10) - Arkansas Indoor Track ... (2015-Present)
- (9) - Arkansas Cross Country ... (2013-2021)
- (7) - KENTUCKY VOLLEYBALL ... (2017-Present)

PLANES, TRAINS & AUTOMOBILES

Kentucky on the road in SEC play the past seven seasons:

- 2023: 9-0
- 2022: 7-2
- 2021: 8-1
- 2020-21: 11-1
- 2019: 9-0
- 2018: 9-0
- 2017: 9-1

Last six-plus seasons on the road: 62-4 (.939)

VIEW FROM THE TOP OF THE TABLE

Dating back to UK's 3-2 win in Gainesville against Florida on November 17, 2019, the Kentucky Volleyball team had either been in sole possession of the SEC lead or tied for the lead in the volleyball standings loss column for **1,042** consecutive days until the five-set loss vs. LSU on Sept. 24, 2022.

All told - Kentucky has held first place **solo or shared** for 1,719 of the last 1,755 calendar days.

CHALLENGE REVIEW SYSTEM

Craig Skinner's challenge record in 2024

\* Overall: 2/3 challenges won (.667); SEC challenges: 0/0 (.000)

Craig Skinner's challenge record in 2023

\* Overall: 22/34 challenges won (.647); SEC challenges: 14/21 (.666)

KENTUCKY IN THE RPI WORLD

Kentucky's final RPI was 7. UK finished the season as the highest-ranked SEC team in the RPI.

Here is the breakdown by wins and losses:

- QUAD 1 (1-25): 3-6 | Best win in quadrant: TENNESSEE (8) | Worst loss in quadrant: @ Purdue (10)
- QUAD 2 (26-50): 5-0 | Best win: at Houston (27) | Worst loss: none
- QUAD 3 (51-100): 5-1 | Best win: at Georgia (54) | Worst loss: @ Colorado State (56)
- QUAD 4 (101+): 4-0 | Best win: at Northern Colorado (102) | Worst loss: none

KENTUCKY IN THE TRANSFER PORTAL

Incoming:

\* Delaney Hogan // (From: Xavier)

Outgoing:

- \* Reagan Rutherford // (To: Texas)
- \* Elise Goetzinger // (To: Creighton)
- \* Jordyn Williams // (To: TCU)

HOW THE ROSTER WAS CONSTRUCTED

True recruits who are currently with Kentucky: 12 (Sarafa, Grome, Dailey, Beavin, Melby, Bultema, Washington, Tuozzo, Lamb, Benjamin, DeLeye, Thigpen)

Players who have entered Kentucky through the portal: 3 (Megan Wilson, Oklahoma; Lane Jenkins, Loyola-Chicago; Delaney Hogan, Xavier)

KENTUCKY IN THE NCAA TOURNAMENT AS OF RECENT

- 2023 - NCAA Regional Semifinal
- 2022 - NCAA Regional Semifinal
- 2021 - NCAA Second Round
- 2020 - NCAA National Champions
- 2019 - NCAA Regional Semifinal

SEC AWARD WINNERS

The Kentucky Volleyball team placed five players on the All-Southeastern Conference postseason team, the most of any team in the SEC and got two major individual awards. Kentucky freshman Brooklyn DeLeye was named the SEC Freshman of the Year and head coach Craig Skinner was named SEC Co-Coach of the Year, as there was a four-way tie for the SEC Coach of the Year voting. On the All-SEC Team, Kentucky had a league-high five players with Eleanor Beavin, DeLeye, Emma Grome, Reagan Rutherford and Azhani Tealer all earning spots on the 18-person team. Molly Tuozzo joined DeLeye on the All-SEC Freshman Team, which is comprised of seven players.

TEALER MAKES HISTORY

The SEC title for 2023 was not only Kentucky's seventh in a row, but additionally, Azhani Tealer became the

AVCA COACHES POLL

|      |                      | WEEK 2       |                      |
|------|----------------------|--------------|----------------------|
| RANK | SCHOOL               | TOTAL POINTS | RECORD PREVIOUS RANK |
| 1    | <i>Texas (51)</i>    | 1514         | 1-0 1                |
| 2    | <i>Nebraska (10)</i> | 1470         | 3-0 2                |
| 3    | Pittsburgh           | 1375         | 2-0 4                |
| 4    | Louisville           | 1352         | 2-0 6                |
| 5    | Stanford             | 1253         | 2-0 5                |
| 6    | Wisconsin            | 1211         | 0-2 3                |
| 7    | Penn State           | 1149         | 2-0 7                |
| 8    | Purdue               | 1049         | 3-0 8                |
| 9    | <b>Kentucky</b>      | <b>965</b>   | <b>3-1 9</b>         |
| 10   | Florida              | 930          | 3-0 11               |
| 11   | Creighton            | 906          | 3-0 12               |
| 12   | Oregon               | 876          | 1-1 10               |
| 13   | Kansas               | 787          | 3-0 13               |
| 14   | BYU                  | 668          | 3-0 16               |
| 15   | Florida State        | 526          | 3-0 20               |
| 16   | Arizona State        | 513          | 3-0 17               |
| 17   | Tennessee            | 486          | 0-2 15               |
| 18   | Minnesota            | 453          | 0-1 18               |
| 19   | Georgia Tech         | 399          | 1-1 14               |
| 20   | Southern California  | 375          | 2-0 21               |
| 21   | Arkansas             | 310          | 3-0 19               |
| 22   | Dayton               | 257          | 2-0 22               |
| 23   | Baylor               | 241          | 3-0 23               |
| 24   | Marquette            | 182          | 1-0 24               |
| 25   | UCLA                 | 134          | 2-0 NR               |

Receiving Votes: Georgia 88; Western Kentucky 68; TCU 62; Houston 41; Ohio State 30; Hawai'i 28; Miami (FL) 23; Washington State 23; Auburn 20; SMU 12; Missouri 11; Indiana 10; Washington 10; UNLV 4

Teams UK has or will play listed in *ITALICS*

AVCA WEEKLY RANKINGS

| Date             | Ranking   |
|------------------|-----------|
| PRESEASON        | 9         |
| WEEK 1 (SEPT 2)  | 9 (+/- 0) |
| WEEK 2 (SEPT 9)  |           |
| WEEK 3 (SEPT 16) |           |
| WEEK 4 (SEPT 23) |           |
| WEEK 5 (SEPT 30) |           |
| WEEK 6 (OCT 7)   |           |
| WEEK 7 (OCT 14)  |           |
| WEEK 8 (OCT 21)  |           |
| WEEK 9 (OCT 28)  |           |
| WEEK 10 (NOV 4)  |           |
| WEEK 11 (NOV 11) |           |
| WEEK 12 (NOV 18) |           |
| WEEK 13 (NOV 25) |           |
| WEEK 14 (DEC 2)  |           |

UNDER SKINNER

TOTAL WEEKS RANKED: 206  
 LAST TIME RANKED: CURRENT  
 MOST CONSECUTIVE RANKINGS: 117\*, 12/6/15-PRES.  
 CURRENT STREAK: 117  
 HIGHEST-EVER RANKING: #1 (4/25/21; FINAL POLL)

\*=CURRENT

## NOTES

first-ever Southeastern Conference student-athlete that is known to have won five SEC Championships with one team in a five-year window while playing in all five years.

### SKINNER IN THE OLYMPICS

Former Wildcat and 2020 NCAA National Champion, Avery Skinner, was on the 2024 Paris Olympic Team for the United States, who took home a silver medal.

In her time at UK, Skinner averaged 3.11 kills per set with 355 total kills, hit .286, 0.67 digs per set and scored 885.5 points for an average of 3.35 per set. She only appeared in 26 total sets her sophomore season (2019) before rededicating herself to the sport for a senior season of 3.81 kills per set and using that as a launching pad for the sustained success.



### SEC DOMINANCE

Since the start of the 2017 SEC season, during UK's seven-year run as champions, the Wildcats in SEC play are 117-9 (.914) in league matches.

### KENTUCKY ON ESPN

The Wildcats will play three games on flagship ESPN this season, beginning on Sept. 18 with the annual Battle of the Bluegrass against Louisville at 7 p.m. ET. The Wildcats will travel to Florida on Sept. 29 for a 1 p.m. ET showdown on ESPN before another 1 p.m. ET match, this time against Texas in Lexington on October 13.

### EMMA GROME SEC'S ELITE

Emma Grome won the SEC's Setter of the Week award six times in 2023, all during weeks of SEC action. That is the most of any setter in the conference. Of the six weeks she won SEC SOW, she was named SEC Player of the Week three of those times.

### EMMA GROME LEADING THE NATION

Emma Grome led the entire NCAA, power five and others, with a 12.10 assists per set ratio. It is the first time in her career she has led the nation in that statistic.

### SEVENTH HEAVEN

Kentucky swept No. 9 Arkansas on Wednesday night, Nov. 22, 3-0 (25-19, 25-14, 26-24) at Barnhill Arena in Fayetteville, Arkansas to claim its seventh-straight Southeastern Conference championship.

### KENTUCKY IN FIVE-SET MATCHES

Kentucky was 2-2 in five-set matches in 2023.

Purdue (A) - L, 3-2 | Led 13-12 in fifth set, lost 18-16

Georgia (A) - W, 3-2 | Trailed 7-3 in the fifth set, won 15-13

Arkansas (H) - W, 3-2 | Led 7-2, won 15-10

Arkansas (N) - L, 3-2 | NCAA Regional Semifinal

### LITTLE MISS 3,000

Emma Grome recorded her 3,000th-career assist, becoming the eighth player all-time at UK to achieve that mark with her first assist vs. Mizzou on Oct. 6. She was honored pre-match on Oct. 8 vs. Ole Miss with a ball presentation from head coach Craig Skinner.

### UNUSUAL START

Kentucky was four games under .500 for the first time since 2004 to start the 2023 campaign. Craig Skinner had never been four games or more under the .500 mark as the head coach of the Kentucky Volleyball program until UK was 3-7 on the year. He took over in 2005.

### KENTUCKY PICKED THIRD IN SEC PRESEASON POLL

The Southeastern Conference announced its 2024 preseason volleyball team and the Kentucky Volleyball team had three members of the team with senior setter Emma Grome, senior libero Eleanor Beavin and sophomore outside hitter Brooklyn DeLeye being voted to the 18-person team as chosen by the SEC head coaches. The SEC coaches also voted on the predicted order of finish in the league, with Kentucky taking the third position in the preseason vote behind favorites Texas who received all but one first-place vote and Florida. The Wildcats have won the last seven SEC titles dating back to the 2017 season and are the only SEC team to have won an NCAA Championship as a member of the league.

## TOP PERFORMERS

2023 SEASON

### TOTAL KILLS

|                         |     |
|-------------------------|-----|
| Brooklyn DeLeye.....    | 391 |
| Reagan Rutherford ..... | 271 |
| Elise Goetzinger.....   | 261 |
| Azhani Tealer .....     | 228 |

### TOTAL ASSISTS

|                      |       |
|----------------------|-------|
| Emma Grome .....     | 1,307 |
| Eleanor Beavin ..... | 66    |

### TOTAL ACES

|                       |    |
|-----------------------|----|
| Molly Tuozzo.....     | 34 |
| Eleanor Beavin.....   | 29 |
| Audrey Whitworth..... | 27 |
| Emma Grome .....      | 19 |

### TOTAL DIGS

|                      |     |
|----------------------|-----|
| Eleanor Beavin.....  | 442 |
| Molly Tuozzo.....    | 232 |
| Brooklyn DeLeye..... | 184 |
| Emma Grome .....     | 179 |

### TOTAL BLOCKS

|                         |    |
|-------------------------|----|
| Azhani Tealer .....     | 94 |
| Elise Goetzinger.....   | 75 |
| Reagan Rutherford ..... | 70 |
| Emma Grome .....        | 43 |

### TOTAL POINTS

|                         |       |
|-------------------------|-------|
| Brooklyn DeLeye.....    | 416.0 |
| Reagan Rutherford ..... | 319.5 |
| Elise Goetzinger.....   | 315.0 |
| Azhani Tealer .....     | 279.0 |

## CATS NATIONAL RANKS

### 2023 TEAM STATS

| STAT                 | VALUE | SEC | NAT'L |
|----------------------|-------|-----|-------|
| <b>Hitting Pct.</b>  | .285  | 2   | 10    |
| <b>Assists/Set</b>   | 13.49 | 2   | 5     |
| <b>Blocks/Set</b>    | 1.94  | 10  | 198   |
| <b>Opp Hit. Pct.</b> | .223  | 9   | 240   |
| <b>Aces/Set</b>      | 1.40  | 8   | 214   |
| <b>Digs/Set</b>      | 13.76 | 6   | 224   |
| <b>Kills/Set</b>     | 14.45 | 2   | 4     |

### INDIVIDUAL STATS

| STAT/PLAYER        | VALUE | SEC | NAT'L |
|--------------------|-------|-----|-------|
| <b>Assists/Set</b> |       |     |       |
| Emma Grome         | 12.10 | 1   | 1     |
| <b>Kills/Set</b>   |       |     |       |
| Brooklyn DeLeye    | 369   | 8   | 75    |
| <b>Blocks/Set</b>  |       |     |       |
| <b>Hitting Pct</b> |       |     |       |
| Azhani Tealer      | .407  | 1   | 16    |

**2024 DOUBLE-DOUBLES**

**Emma Grome (1)**

44 assists, 12 digs .....vs. Western Kentucky (8/31)

**UK VS. RANKED TEAMS**

| Date    | Team        | Result |
|---------|-------------|--------|
| Aug. 27 | #2 Nebraska | L, 3-1 |

**WHO LED THE CATS?**

*Kentucky Match Leaders (Includes Ties)*

**KILLS**

26..... Brooklyn DeLeye..... vs. WKU  
 19..... Brooklyn DeLeye..... vs. Nebraska  
 14..... Erin Lamb ..... vs. Nebraska  
 11..... Brooke Bultema ..... vs. WKU  
 11..... Erin Lamb ..... vs. WKU

**HITTING PERCENTAGE (MIN. 12 KILLS)**

.480..... Brooklyn DeLeye..... vs. WKU  
 .190..... Brooklyn DeLeye..... vs. Nebraska  
 .188..... Erin Lamb ..... vs. Nebraska

**BLOCKS**

5 ..... Megan Wilson..... vs. Nebraska  
 4 ..... Megan Wilson....vs. Morehead St.  
 4 ..... Jordyn Dailey..... vs. Nebraska  
 4 ..... Brooke Bultema ..... vs. WKU  
 4 ..... Brooke Bultema ..... vs. NKU

**ASSISTS**

44 ..... Emma Grome ..... vs. WKU  
 42 ..... Emma Grome ..... vs. Nebraska  
 27 ..... Emma Grome ....vs. Morehead St.

**DIGS**

23 ..... Eleanor Beavin ..... vs. Nebraska  
 16 ..... Molly Tuozzo .....vs. Morehead St.  
 15 ..... Molly Tuozzo..... vs. WKU

**ACES**

3 ..... Brooklyn DeLeye..vs. Morehead St.  
 3 ..... Erin Lamb ..... vs. Nebraska  
 3 ..... Eleanor Beavin ..... vs. NKU  
 3 ..... Brooklyn DeLeye..... vs. NKU

\*UK record

THE LAST TIME

THE LAST TIME A KENTUCKY PLAYER...

|   |  |
|---|--|
| Had 20 or more kills:                                 | 26, Brooklyn DeLeye, vs. Western Kentucky (8/30/24)  |
| Had 25 or more kills:                                 | 26, Brooklyn DeLeye, vs. Western Kentucky (8/30/24)  |
| Had 30 or more kills:                                 | Leah Edmond (30) at Florida (11/17/19)   |
| Had 35 or more kills:                                 | Sarah Spinner (36) vs. American (11/27/94)   |
| Recorded double-digit kills in five-straight matches: | Brooklyn DeLeye (11/27-12/7/24)  |
| Four or more players recorded double-digit kills:     | Lamb, DeLeye, Tealer and Rutherford vs. Arkansas (12/7/23)                                   |
| Two players recorded 20 or more kills:                | Brooklyn DeLeye (25) and Megan Wilson (20) vs. Alabama (10/1/23)                             |
| Hit .750 or better (Min. 10 attempts):                | Madi Skinner (.923, 12 kills, 13 att.) vs. Northern Iowa (9/3/21)                            |
| Had 50 or more attacks:                               | Brooklyn DeLeye (50) vs. Western Kentucky (8/30/24)  |
| Had 80 or more attacks:                               | Molly Dreisbach (80) vs. Texas (11/7/94)   |
| Had 20 or more digs:                                  | Eleanor Beavin (23) vs. Nebraska (8/27/24)   |
| Had 30 or more digs:                                  | Eleanor Beavin (30) vs. Arkansas (10/20/23)  |
| Had 40 or more digs:                                  | Ashley Dusek (40) at Auburn (10/16/15)   |
| Had double-digit digs in 10+ straight matches:        | Eleanor Beavin (21 matches, 2023)  |
| Two players recorded double-digit digs:               | Tuozzo / Grome vs. Western Kentucky (8/30/24)  |
| Had 60 or more assists:                               | Madison Lilley (63) vs. Washington (4/22/21)   |
| Had 70 or more assists:                               | Elizabeth Koberstein (70) vs. Tulsa (8/27/11)  |
| Registered back-to-back 60-assist matches:            | Sarah Rumely vs. Cincinnati (11/24/06), vs. Ohio (11/30/06)                                  |
| Had 7 or more blocks:                                 | Elise Goetzinger at Arkansas (11/22/23)  |
| Had 10 or more blocks:                                | Azhani Tealer vs. South Carolina (11/25/22)  |
| Four players recorded five or more blocks:            | Emily Franklin (10), Olivia Dailey (6) Kaz Brown (6), Darian Mack (5) at Ole Miss (11/14/16) |
| Had five or more aces in a match:                     | Molly Tuozzo (6) at Northern Colorado (8/26/23)  |
| Two players recorded three or more aces:              | Brooklyn DeLeye and Eleanor Beavin vs. Northern Kentucky (8/30/24)                           |
| Recorded a double-double:                             | Emma Grome vs. Western Kentucky (8/30/24)  |
| Recorded back-to-back double-doubles:                 | Emma Grome vs. Mizzou and Ole Miss (10/6 and 10/8)   |
| Two players recorded a double-double:                 | Brooklyn DeLeye and Emma Grome at Mizzou (10/6/23)   |
| Recorded 30 or more kills, 20+ digs:                  | Anni Thomasson (30 kills, 22 digs) vs. LSU (11/10/13)  |

BOLD = 2023 Season

THE LAST TIME KENTUCKY...

|   |  |
|---|--|
| Had 65 or more kills in a match:                    | 65 vs. Arkansas (12/7/23)                                      |
| Had 75 or more kills in a match:                    | 76 at Arkansas (10/8/22)                                       |
| Had 100 or more kills in a match:                   | 107, vs. Duke (10/9/92)  |
| Had 65 or more kills in consecutive matches:        | 73, at Tennessee (10/26/12), 72, at Georgia (10/28/12)         |
| Hit .350 or better in a match:                      | .369 vs. Morehead State (9/1/24)                               |
| Hit .400 or better in a match:                      | .500 vs. Baylor (12/1/23)                                      |
| Hit .500 or better in a match:                      | .500 vs. Baylor (12/1/23)                                      |
| Hit .400 or better in consecutive matches:          | .400 vs. Creighton (9/3/22) and .518 vs. Southern Cal (9/3/22) |
| Had 75 or more digs in a match:                     | 81 vs. Arkansas (12/7/23)                                      |
| Had 100 or more digs in a match:                    | 102, at LSU (11/11/05)   |
| Had 75 or more digs or more in consecutive matches: | 76, at LSU (9/21/12), 75 at Texas A&M (9/23/12)                |
| Had 20 or more total blocks in a match:             | 27 vs. Indiana (9/14/19)                                       |
| Had 15 or more total blocks in consecutive matches: | 16.0, vs. Virginia (9/10/16), 16.5, vs. Saint Louis (9/10/16)  |
| Had 10 or more aces in a match:                     | 10 at Auburn (11/8/23)   |
| Had 10 or more aces in consecutive matches:         | 14, vs. Western Kentucky (8/29/06), 12, at Syracuse (9/1/06)   |
| Lost consecutive home matches:                      | Louisville and Nebraska (2022)                                 |
| Lost consecutive road matches:                      | at Pitt (9/3) and at Purdue (9/8) 2023                         |

BOLD = 2024 Season

UK'S RECORD WHEN

|                          | All | SEC |
|--------------------------|-----|-----|
| Overall Record           | 3-1 | 0-0 |
| Home Record              | 3-0 | 0-0 |
| Road Record              | 0-0 | 0-0 |
| Neutral Record           | 0-1 | 0-0 |
| In August                | 2-1 | 0-0 |
| In September             | 1-0 | 0-0 |
| In October               | 0-0 | 0-0 |
| In November              | 0-0 | 0-0 |
| In December              | 0-0 | 0-0 |
| In 3-set Matches         | 2-0 | 0-0 |
| At Home                  | 2-0 | 0-0 |
| On the Road              | 0-0 | 0-0 |
| Neutral                  | 0-0 | 0-0 |
| In 4-set Matches         | 1-1 | 0-0 |
| At Home                  | 1-0 | 0-0 |
| On the Road              | 0-0 | 0-0 |
| Neutral                  | 0-1 | 0-0 |
| In 5-set Matches         | 0-0 | 0-0 |
| At Home                  | 0-0 | 0-0 |
| On the Road              | 0-0 | 0-0 |
| Neutral                  | 0-0 | 0-0 |
| Winning Set One          | 3-0 | 0-0 |
| Losing Set One           | 0-1 | 0-0 |
| Winning Set Two          | 2-1 | 0-0 |
| Losing Set Two           | 1-0 | 0-0 |
| Winning Set Three        | 3-0 | 0-0 |
| Losing Set Three         | 0-1 | 0-0 |
| Winning Set Four         | 1-0 | 0-0 |
| Losing Set Four          | 0-1 | 0-0 |
| Winning Set Five         | 0-0 | 0-0 |
| Losing Set Five          | 0-0 | 0-0 |
| Hitting .200 or above    | 3-0 | 0-0 |
| Hitting below .200       | 0-1 | 0-0 |
| Outhitting opponent      | 3-0 | 0-0 |
| Opponent outhits UK      | 0-1 | 0-0 |
| Hitting pct. is even     | 0-0 | 0-0 |
| More kills than opp.     | 3-1 | 0-0 |
| Equal/Fewer kills        | 0-0 | 0-0 |
| More assists than opp.   | 3-1 | 0-0 |
| Equal/Fewer assists      | 0-0 | 0-0 |
| More aces than opp.      | 3-1 | 0-0 |
| Equal/Fewer aces         | 0-0 | 0-0 |
| More digs than opp.      | 3-0 | 0-0 |
| Equal/Fewer digs         | 0-1 | 0-0 |
| More blocks than opp.    | 3-0 | 0-0 |
| Equal/Fewer blocks       | 0-1 | 0-0 |
| Against Top 25 opponents | 0-1 | 0-0 |



COACHING STAFF



HEAD COACH CRAIG SKINNER

**2020 NCAA National Champion**  
**2020-21 AVCA National Coach of the Year**  
**UK all-time winningest coach**  
**Seven-time SEC Champion (2017, 2018, 2019, 2020-21, 2021, 2022, 2023)**  
**17-straight NCAA Tournament appearances**  
**2011 and 2020-21 AVCA All-South Region Coach of the Year**  
**2015, 2017, 2018, 2020-21, 2023 SEC Coach of the Year**  
**2006 USA Junior National Team Head Coach**

Since being tabbed Kentucky's head coach in December 2004, Craig Skinner has rejuvenated the Kentucky volleyball program into national prominence and is the program's all-time winningest head coach. He will enter his 19th season in 2023.

He reached the pinnacle of the sport in April of 2021, winning the 2020 NCAA National Championship at the CHI Health Center in Omaha, Nebraska. In doing so, he became the head coach of the first volleyball team in Southeastern Conference history to win a national championship. He was named the AVCA's National Coach of the Year in 2020-21.

Skinner has directed the Wildcats to 19 consecutive NCAA Tournaments - a feat only nine other schools in the nation have achieved. That run includes eight Sweet Sixteen appearances since 2009, two Elite Eight appearances, the 2020 NCAA Final Four and back-to-back-to-back-to-back-to-back SEC titles in 2017, 2018, 2019, 2020-21 and 2021. Furthermore, the Wildcats have captured 17 or more victories in all 19 seasons under Skinner's direction, including tallying 20 or more wins in 14 of the last 16 seasons.

**20TH SEASON**  
**Record: 448-148**  
**SEC Record: 286-70; NCAA Appearances: 19**

| Year         | Record         | SEC           | Finish       |
|--------------|----------------|---------------|--------------|
| 2005         | 17-12          | 10-6          | NCAA 1st     |
| 2006         | 19-12          | 11-9          | NCAA 2nd     |
| 2007         | 22-10          | 13-7          | NCAA 1st     |
| 2008         | 26-6           | 17-3          | NCAA 1st     |
| 2009         | 29-5           | 17-3          | NCAA Reg.    |
| 2010         | 17-14          | 11-9          | NCAA 1st     |
| 2011         | 28-6           | 17-3          | NCAA Reg.    |
| 2012         | 22-11          | 14-6          | NCAA Reg.    |
| 2013         | 22-9           | 13-5          | NCAA 2nd     |
| 2014         | 27-6           | 15-3          | NCAA 2nd     |
| 2015         | 21-10          | 14-4          | NCAA 1st     |
| 2016         | 23-8           | 15-3          | NCAA 2nd     |
| 2017         | 29-4           | 17-1*         | Elite Eight  |
| 2018         | 26-5           | 18-0*         | NCAA Reg.    |
| 2019         | 25-7           | 16-2*         | NCAA Reg.    |
| 2020-21      | 24-1           | 19-1*         | Nat'l Champs |
| 2021         | 25-5           | 17-1*         | NCAA 2nd     |
| 2022         | 22-8           | 15-3*         | NCAA Reg.    |
| 2023         | 21-8           | 17-1*         | NCAA Reg.    |
| 2024         | 3-1            | 0-0           |              |
| <b>Total</b> | <b>448-148</b> | <b>284-70</b> |              |

\*Conference Champion

**SKINNER COACHING TREE**

| Name                | Position (School)                           | Relationship                     |
|---------------------|---|----------------------------------|
| Jordan Armstrong    | Assistant Coach (Akron)                     | Former Volunteer Assistant       |
| Todd Chamberlain    | Assistant Coach (Louisville)                | Former Volunteer Assistant       |
| Carly Cramer        | Retired                                     | Former Graduate Assistant        |
| Ross Kessler        | Assistant Coach (Arkansas State)            | Former Volunteer Assistant       |
| Travis Magorien     | Assistant Coach (James Madison)             | Former Volunteer Assistant       |
| Anders Nelson       | Assistant Coach (Kentucky)                  | Former Volunteer Assistant       |
| Robert Pulliza      | Assistant Coach (Puerto Rico National Team) | Former Assistant                 |
| Fritz Rosenberg     | Assistant Coach (Ball State)                | Former Volunteer Assistant       |
| Sarah Rumely        | Head Coach (App St.)                        | Former Player                    |
| Lauren Steinbrecher | Head Coach (JMU)                            | Former Assistant                 |
| Keith Schunzel      | Head Coach (Kennesaw State)                 | Former Assistant                 |
| Kyle Walton         | Assistant Coach (Oklahoma)                  | Former Volunteer Assistant       |
| Lindsey Walton      | Head Coach (Oklahoma)                       | Former Assistant                 |
| Connor Zimmick      | Assistant Coach (App. St.)                  | Former Graduate Assistant        |
| Jeff Fiorenza       | Assistant Coach (Abeline Christain)         | Former Volunteer Assistant       |
| Anders Nelson       | Head Coach (Vanderbilt)                     | Former Associate Head Coach & GA |
| Merideth Jewell     | Assistant Coach (South Dakota St)           | Former Player                    |
| Madison Lilley      | Assistant Coach (Kentucky)                  | Former Player                    |

SKINNER VS. ALL OPPONENTS

| Opponent              | Record | Opponent          | Record | Opponent             | Record |
|-----------------------|--------|-------------------|--------|----------------------|--------|
| Alabama               | 25-5   | Florida State     | 0-4    | Nebraska             | 0-8    |
| Albany                | 2-0    | Georgetown        | 1-0    | North Carolina       | 1-1    |
| American              | 0-1    | Georgia           | 31-2   | North Carolina State | 1-0    |
| Arizona               | 0-1    | Georgia Southern  | 1-0    | Northern Colorado    | 1-0    |
| Arkansas              | 33-5   | Georgia Tech      | 2-0    | Northern Illinois    | 1-0    |
| Arkansas State        | 1-0    | Houston           | 2-0    | Northern Iowa        | 9-2    |
| Arkansas Little Rock  | 1-0    | Illinois          | 0-3    | Northern Kentucky    | 1-0    |
| Auburn                | 31-3   | Indiana           | 2-1    | Northwestern         | 1-1    |
| Austin Peay           | 1-0    | Indiana State     | 2-0    | Oakland              | 1-0    |
| Baylor                | 1-0    | Iowa State        | 0-1    | Ohio                 | 5-1    |
| Brown                 | 1-0    | IUPUI             | 1-0    | Ohio State           | 2-1    |
| Butler                | 1-0    | Kansas            | 1-1    | Ole Miss             | 28-4   |
| BYU                   | 1-0    | Kansas State      | 2-0    | Oklahoma             | 0-1    |
| Cal Poly              | 1-0    | Kennesaw State    | 1-0    | Oregon               | 1-1    |
| Chattanooga           | 1-0    | Liberty           | 1-0    | Penn State           | 0-1    |
| Cincinnati            | 3-4    | Lipscomb          | 4-0    | Pepperdine           | 0-1    |
| Clemson               | 1-0    | Long Beach State  | 2-0    | Pittsburgh           | 1-2    |
| Cleveland State       | 2-0    | Louisville        | 9-7    | Portland             | 1-0    |
| Colorado State        | 1-1    | Loyola - Chicago  | 3-0    | Purdue               | 4-4    |
| College of Charleston | 1-0    | Loyola Marymount  | 1-0    | Saint Louis          | 1-0    |
| Connecticut           | 1-0    | LSU               | 27-10  | San Diego            | 0-1    |
| Creighton             | 4-5    | Marquette         | 2-3    | San Diego State      | 0-1    |
| Dayton                | 3-0    | Maryland          | 1-1    | Siena                | 1-0    |
| Duquesne              | 2-0    | Miami (OH)        | 1-0    | South Carolina       | 30-3   |
| E. Tennessee State    | 3-0    | Michigan          | 1-2    | Southeast Missouri   | 2-0    |
| Eastern Illinois      | 1-0    | Michigan State    | 2-1    | South Florida        | 1-0    |
| Eastern Kentucky      | 2-0    | Minnesota         | 1-0    | Southern Cal         | 5-4    |
| Florida               | 16-21  | Mississippi State | 30-1   | Southern Illinois    | 1-0    |
| Florida Gulf Coast    | 1-0    | Missouri          | 16-5   | Stanford             | 1-0    |
| Florida International | 1-0    | Morehead State    | 6-0    | St. John's           | 0-1    |
|                       |        | Murray State      | 2-0    | St. Mary's           | 1-0    |
|                       |        |                   |        | Syracuse             | 1-0    |

MEMORIAL COLISEUM

Historic Memorial Coliseum re-opened to the public on August 30, 2024 after a 15-month, \$83 million renovation project.

The Wildcats have compiled a 503-171 record, good for a .745 winning percentage in the facility.

In the last 19 seasons under Coach Skinner, Kentucky is an astounding 237-52 (.856) at home in both Rupp Arena and Memorial Coliseum.

It played host to NCAA Regionals in 2011, 2013, 2015 and 2017. Memorial also currently serves as the home court for the UK women's basketball and gymnastics teams. The storied gymnasium also housed some of the greatest moments in UK men's basketball history as its home for 26 seasons from 1950 to 1976.

MEMORIAL COLISEUM RECORDS

Record: .....490-169 (42nd year)  
 Largest Crowd:..... 9,475 Kentucky vs. LSU (10-29-1993)

Team Records

Most Kills: ..... 107, Kentucky vs. Duke (9-9-1992)  
 Most Attacks:..... 252, Kentucky vs. Duke (9-9-1992)  
 Most Block Solos: ..... 7, twice, last, Kentucky vs. Auburn (11-27-2015)  
 Most Block Assists: ..... 39, Kentucky vs. Georgia (11-9-1990)  
 Most Digs: ..... 122, Kentucky vs. Arkansas State (9-25-1992)  
 Most Assists: ..... 91, Purdue vs. Houston (9-14-1996)  
 Most Service Aces: ..... 21, Kentucky vs. Ball State (10-26-1984)

Individual Records

Most Kills: .....53, Priscilla Pacheco, Georgia vs. Kentucky (11-13-1994)  
 Most Attacks: .....102, Priscilla Pacheco, Georgia vs. Kentucky (11-13-1994)  
 Highest Hitting Percentage: 1.000, Morgan Bergren, Arkansas vs. Kentucky (11-29-2014)  
 Most Block Solos: .....12, Lisa Bokovoy, Kentucky vs. North Carolina (9-27-1985)  
 Most Block Assists: ..... 12, Jenny Muzzey, Kentucky vs. Georgia (10-13-1995)  
 .....12, Jaclyn Homan, Kentucky vs. Tennessee (11-14-1997)  
 ..... 12, Queen Nzenwa, Kentucky vs. Auburn (10-26-2007)  
 .....12, Amanda Simmons, Louisville vs. Kentucky (9-1-2010)  
 Most Digs: ..... 35, BriAnne Sauer, Kentucky vs. Tennessee (10-21-2009)  
 Most Assists: ..... 87, Linda Menconi, Purdue vs. Houston (9-14-1996)  
 Most Service Aces: .....7, Mary Catherine Aune, Alabama vs. Kentucky (9-16-2007)

ATTENDANCE FIGURES

TOP-10 KENTUCKY VOLLEYBALL CROWDS

- |  |  |
|--|--|
| 1. 9,475 ..... vs. LSU .....10-29-1993     | 6. 4,464 ..... vs. Nebraska.....12-9-2017  |
| 2. 7,828 ..... vs. Hawai'i.....10-14-1983  | 7. 4,091..... vs. Florida 11-25-23* (Rupp) |
| 3. 5,236 ..... vs. Florida.....11-1-2017   | 8. 4,022 ..... vs. Texas .....12-9-2011    |
| 4. 5,081 ..... vs. Auburn .....11-10-1991  | 9. 4,005 ..... vs. ETSU .....12-1-2017     |
| 5. 5,048 ..... vs. Pitt ..9-1-2023* (Rupp) | 10. 3,933 ..... vs. Nebraska.....9-18-2022 |

YEAR-BY-YEAR ATTENDANCE AVERAGE UNDER SKINNER

|                |                |
|----------------|----------------|
| 2005.....488   | 2014.....1,523 |
| 2006.....973   | 2015.....1,738 |
| 2007.....896   | 2016.....1,399 |
| 2008.....856   | 2017.....2,252 |
| 2009.....1,493 | 2018.....2,128 |
| 2010.....1,316 | 2019.....2,064 |
| 2011.....1,421 | 2021.....1,997 |
| 2012.....1,727 | 2022.....2,523 |
| 2013.....1,489 | 2023.....2,996 |

MEMORIAL COLISEUM

RECORD

| Year                    | Record       | Pct.  |
|-------------------------|--------------|-------|
| 2024.....               | 3-0.....     | 1.000 |
| 2023 (Rupp Arena) ..... | 10-2.....    | .900  |
| 2022.....               | 12-5.....    | .706  |
| 2021.....               | 13-2.....    | .923  |
| 2020-21 .....           | 10-0.....    | 1.000 |
| 2019.....               | 12-4.....    | .7134 |
| 2018.....               | 15-0.....    | 1.000 |
| 2017.....               | 16-2.....    | .941  |
| 2016.....               | 11-2.....    | .846  |
| 2015.....               | 10-4.....    | .714  |
| 2014.....               | 16-4.....    | .800  |
| 2013.....               | 14-4.....    | .778  |
| 2012.....               | 13-2.....    | .867  |
| 2011.....               | 17-2.....    | .895  |
| 2010.....               | 13-4.....    | .765  |
| 2009.....               | 14-2.....    | .875  |
| 2008.....               | 16-3.....    | .842  |
| 2007.....               | 11-3.....    | .786  |
| 2006.....               | 13-2.....    | .867  |
| 2005.....               | 7-5.....     | .583  |
| 2004.....               | 6-7.....     | .462  |
| 2003.....               | 6-5.....     | .545  |
| 2002.....               | 7-6.....     | .538  |
| 2001.....               | 6-7.....     | .462  |
| 2000.....               | 3-8.....     | .300  |
| 1999.....               | 8-6.....     | .571  |
| 1998.....               | 7-5.....     | .583  |
| 1997.....               | 6-7.....     | .462  |
| 1996.....               | 10-8.....    | .556  |
| 1995.....               | 5-5.....     | .500  |
| 1994.....               | 8-5.....     | .615  |
| 1993.....               | 17-1.....    | .944  |
| 1992.....               | 14-1.....    | .933  |
| 1991.....               | 8-7.....     | .533  |
| 1990.....               | 16-3.....    | .842  |
| 1989.....               | 12-5.....    | .706  |
| 1988.....               | 12-2.....    | .857  |
| 1987.....               | 15-0.....    | 1.000 |
| 1986.....               | 10-3.....    | .769  |
| 1985.....               | 8-6.....     | .571  |
| 1984.....               | 6-2.....     | .750  |
| 1983.....               | 25-6.....    | .806  |
| 1982.....               | 9-2.....     | .818  |
| 1981.....               | 5-3.....     | .625  |
| 1980.....               | 6-0.....     | 1.000 |
| 1979.....               | 10-3.....    | .769  |
| 1978.....               | 7-4.....     | .636  |
| 1977.....               | 2-2.....     | .500  |
| Totals.....             | 503-171..... | .765  |

UNDER SKINNER

| Year                    | Record       | Pct.  |
|-------------------------|--------------|-------|
| 2024.....               | 3-0.....     | 1.000 |
| 2023 (Rupp Arena) ..... | 10-2.....    | .900  |
| 2022.....               | 12-5.....    | .706  |
| 2021.....               | 13-2.....    | .923  |
| 2020-21 .....           | 10-0.....    | 1.000 |
| 2019.....               | 12-4.....    | .7134 |
| 2018.....               | 15-0.....    | 1.000 |
| 2017.....               | 16-2.....    | .941  |
| 2016.....               | 11-2.....    | .846  |
| 2015.....               | 10-4.....    | .714  |
| 2014.....               | 16-4.....    | .800  |
| 2013.....               | 14-4.....    | .778  |
| 2012.....               | 13-2.....    | .867  |
| 2011.....               | 17-2.....    | .895  |
| 2010.....               | 13-4.....    | .765  |
| 2009.....               | 14-2.....    | .875  |
| 2008.....               | 16-3.....    | .842  |
| 2007.....               | 11-3.....    | .786  |
| 2006.....               | 13-2.....    | .867  |
| 2005.....               | 7-5.....     | .583  |
| Totals.....             | 245-513..... | .837  |

PLAYER BIOS

# MEGAN WILSON

Senior • Outside Hitter • 6-4  
Kingwood, Texas • Oklahoma  
Communication



**Season Averages**

| Kills | Blocks | Assists | Digs | Aces |
|-------|--------|---------|------|------|
| 1.64  | 1.07   | 0.00    | 0.21 | 0.00 |

**Quick Hits**

- Transferred in from Oklahoma after her sophomore season with the Sooners
- Averaged 3.64 kills/set and 4.60 points/set last year at OU
- All-Big 12 in 2022
- #1 on SC Top 10 for diving play on Sept. 22 vs. LSU

**Match-By-Match**

| DATE | Vs.               | SP | K | E | TA | PCT. | A | SA | DIG | BS-BA | PTS. |
|------|-------------------|----|---|---|----|------|---|----|-----|-------|------|
| 8.27 | #2 Nebraska       | 4  | 7 | 5 | 24 | .083 | 0 | 0  | 0   | 1-4   | 10.0 |
| 8.30 | Northern Kentucky | 3  | 6 | 1 | 11 | .455 | 0 | 0  | 0   | 0-3   | 7.5  |
| 8.31 | Western Kentucky  | 4  | 5 | 2 | 17 | .176 | 0 | 0  | 0   | 1-2   | 7.0  |
| 9.1  | Morehead State    | 3  | 5 | 3 | 15 | .133 | 0 | 0  | 0   | 0-4   | 7.0  |

**Kentucky Personal Bests**

**Kills**

Season: 7 vs. Nebraska (8/27/24)  
SEC:  
Career: 20 at Alabama (10/1/23)  
SEC: 20 at Alabama (10/1/23)

**Percentage**

Season: .455 vs. NKU (8/30/24)  
SEC:  
Career: .390 vs. Alabama (10/1/23)  
SEC: .390 vs. Alabama (10/1/23)

**Assists**

Season:  
SEC:  
Career: 1, five times, last vs. Miss. St. (10/20/23)  
SEC: 1, three times, last vs. Miss. St. (10/20/23)

**Digs**

Season: 3 vs. Nebraska (8/27/24)  
SEC:  
Career: 4, three times, last vs. Ole Miss (10/8/23)  
SEC: 4, twice, last vs. Ole Miss (10/8/23)

**Aces**

Season:  
SEC:  
Career:  
SEC:

**Blocks**

Season: 5 vs. Nebraska (8/27/24)  
SEC:  
Career: 5, twice, last vs. Nebraska (8/27/24)  
SEC: 5 vs. Ole Miss (10/8/23)

**Miscellaneous Stats**

| Category                            | Season (UK Career) |
|-------------------------------------|--------------------|
| Matches with 10 or more kills ..... | 0 (5)              |
| Matches with 10 or more digs.....   | 0 (0)              |
| Matches with 5 or more blocks ..... | 0 (1)              |
| Double-doubles .....                | 0 (0)              |

**Season Honors**

2022 All-Big 12

**Social Media Handles**



@\_meganwilson

PLAYER BIOS

# AVA SARAFa

RS-Freshman • Setter • 6-0  
 Bloomfield Hills, Mich. • Marian HS  
 Management



### Season Averages

| Kills | Blocks | Assists | Digs | Aces |
|-------|--------|---------|------|------|
| 0.00  | 0.00   | 0.00    | 0.00 | 0.00 |

### Quick Hits

- Saw first-career action vs. Morehead State on Sept. 1, 2024
- Redshirted her freshman season of 2023
- Back-to-back-to-back state champion as the starting setter in Michigan's largest high school division; Also team captain and MVP
- Ranked as the No. 2 overall player in the state of Michigan and the No. 1 setter in the state

### Match-By-Match

| DATE | Vs.            | SP | K | E | TA | PCT. | A | SA | DIG | BS-BA | PTS. |
|------|----------------|----|---|---|----|------|---|----|-----|-------|------|
| 9.1  | Morehead State | 1  | 0 | 0 | 0  | .000 | 0 | 0  | 0   | 0-0   | 0.0  |

### Personal Bests

#### Kills

Season:  
 SEC:  
 Career:  
 SEC:

#### Percentage

Season:  
 SEC:  
 Career:  
 SEC:

#### Blocks

Season:  
 SEC:  
 Career:  
 SEC:

#### Assists

Season:  
 SEC:  
 Career:  
 SEC:

#### Digs

Season:  
 SEC:  
 Career:  
 SEC:

#### Aces

Season:  
 SEC:  
 Career:  
 SEC:

### Miscellaneous Stats

| Category                            | Season (Career) |
|-------------------------------------|-----------------|
| Matches with 10 or more kills ..... | 0 (0)           |
| Matches with 10 or more digs.....   | 0 (0)           |
| Matches with 5 or more blocks ..... | 0 (0)           |
| Double-doubles .....                | 0 (0)           |

### Season Honors

### Social Media Handles

- @ava\_sarafa
- @avasarafa



PLAYER BIOS

# DELANEY HOGAN

Senior • Middle Blocker • 6-0  
 Ft. Wayne, Indiana • Xavier  
 Master of Business Administration



**Season Averages**

| Kills | Blocks | Assists | Digs | Aces |
|-------|--------|---------|------|------|
| 3.00  | 3.00   | 0.00    | 0.00 | 0.00 |

**Quick Hits**

- 2023 - All-BIG EAST
- 2023 - BIG EAST Weekly Honor Roll (Sept. 11, Oct. 9, Oct. 30, Nov. 6)
- 2023 - Xavier All-Tournament Team Selection
- 2020-21, 2021-22, 2022-23 All-BIG EAST Academic Team
- 2022 - All-BIG EAST Team
- 2022 - BIG EAST Weekly Honor Roll (Oct. 17)
- 2022 - Buffalo All-Tournament Team Selection
- 2021 (Spring) - BIG EAST Freshman of the Year
- 2021 (Spring) - All-BIG EAST Selection
- 2021 (Spring) - BIG EAST Freshman of the Week (March 23, Feb. 9)
- 2021 (Spring) - BIG EAST Weekly Honor Roll (Feb. 16)

**Match-By-Match**

| DATE | Vs.            | SP | K | E | TA | PCT. | A | SA | DIG | BS-BA | PTS. |
|------|----------------|----|---|---|----|------|---|----|-----|-------|------|
| 9.1  | Morehead State | 1  | 3 | 0 | 4  | .750 | 0 | 0  | 0   | 0-3   | 4.5  |

**Personal Bests**

**Kills**

Season: 3 vs. Morehead St. (9/1/24)  
 SEC:  
 Career: 15 vs. Buffalo (9/8/23)  
 SEC:

**Assists**

Season:  
 SEC:  
 Career: 2 vs. DePaul (11/22/23)  
 SEC:

**Digs**

Season:  
 SEC:  
 Career: 5 vs. Seton Hall (10/7/23)  
 SEC:

**Aces**

Season:  
 SEC:  
 Career: 3 vs. Alabama State (8/27/23)  
 SEC:

**Miscellaneous Stats**

| Category                            | Season (Career) |
|-------------------------------------|-----------------|
| Matches with 10 or more kills ..... | 0 (0)           |
| Matches with 10 or more digs.....   | 0 (0)           |
| Matches with 5 or more blocks ..... | 0 (0)           |
| Double-doubles .....                | 0 (0)           |

**Season Honors**

Social Media Handles



@delaney\_hogan.01

PLAYER BIOS

# EMMA GROME

Senior • Setter • 5-9  
 Loveland, Ohio • Ursula Academy  
 Biomedical Engineering



**Season Averages**

| Kills | Blocks | Assists | Digs | Aces |
|-------|--------|---------|------|------|
| 0.57  | 0.14   | 9.86    | 2.57 | 0.14 |

**Quick Hits**

- 2023 AVCA All-America
- '22 SEC Player of the Year / All-SEC / First soph. to win SEC POY since 2015 // AVCA All-American
- First in the NCAA and first in the SEC for assists per set
- 2023 All-SEC
- 2024 Bluegrass Battle MVP, All-Tournament Team
- 2023, three-time winner of SEC Setter of the Week and SEC Player of the Week
- SEC Setter of the Week and Player of the Week (10/16)
- SEC Setter of the Week and Player of the Week (10/23)
- SEC Setter of the Week and Player of the Week (11/6)
- Three-straight double-doubles in SEC play from 10/1 to 10/8
- Led the Power Five in assists per set (12.03) in 2022

**Match-By-Match**

| DATE | Vs.               | SP | K | E | TA | PCT. | A  | SA | DIG | BS-BA | PTS. |
|------|-------------------|----|---|---|----|------|----|----|-----|-------|------|
| 8.27 | #2 Nebraska       | 4  | 2 | 1 | 6  | .167 | 42 | 0  | 8   | 0-0   | 2.0  |
| 8.30 | Northern Kentucky | 3  | 1 | 0 | 3  | .333 | 25 | 0  | 7   | 0-0   | 1.0  |
| 8.31 | Western Kentucky  | 4  | 3 | 1 | 5  | .400 | 44 | 2  | 12  | 0-0   | 5.0  |
| 9.1  | Morehead St.      | 3  | 2 | 1 | 3  | .333 | 27 | 0  | 9   | 0-2   | 3.0  |

**Personal Bests**

**Kills**  
 Season: 3 vs. Western Kentucky (8/31/24)  
 SEC:  
 Career: 5 vs. Texas A&M (10/23/22)  
 SEC: 5 vs. Texas A&M (10/23/22)

**Assists**  
 Season: 44 vs. Western Kentucky (8/31/24)  
 SEC:  
 Career: 63, twice, last at Arkansas (10/8/22)  
 SEC: 63, twice, last at Arkansas (10/8/22)

**Digs**  
 Season: 12 vs. Western Kentucky (8/31/24)  
 SEC:  
 Career: 21 vs. Arkansas (10/22/21)  
 SEC: 21 vs. Arkansas (10/22/21)

**Aces**  
 Season: 2 vs. Western Kentucky (8/31/24)  
 SEC:  
 Career: 6 vs. Ole Miss (10/12/22)  
 SEC: 6 vs. Ole Miss (10/12/22)

**Blocks**  
 Season: 2 vs. Morehead St. (9/1/24)  
 SEC:  
 Career: 6, three times, at Arkansas (11/22/23)  
 SEC: 6, three times, at Arkansas (11/22/23)

**Miscellaneous Stats**

| Category                             | Season (Career) |
|--------------------------------------|-----------------|
| Matches with 10 or more kills .....  | 0 (0)           |
| Matches with 30 or more assists..... | 2 (85)          |
| Matches with 40 or more assists..... | 2 (53)          |
| Matches with 50 or more assists..... | 0 (24)          |
| Matches with 60 or more assists..... | 0 (2)           |
| Matches with 10 or more digs.....    | 1 (19)          |
| Matches with 5 or more blocks .....  | 0 (3)           |
| Double-doubles .....                 | 1 (19)          |

**Season Honors**

Preseason All-SEC  
 Bluegrass Battle All-Tournament Team  
 Bluegrass Battle MVP

**Social Media Handles**

@EmmaGrome

@EGrome

@EmmaGrome

PLAYER BIOS

# JORDYN DAILEY

RS-Freshman • Outside Hitter/Opposite • 6-2  
Franklinton N.C. • NC Academy for Learning and  
Enrichment

Pre-Management



**Season Averages**

| Kills | Blocks | Assists | Digs | Aces |
|-------|--------|---------|------|------|
| 1.22  | 0.89   | 0.22    | 0.11 | 0.00 |

**Quick Hits**

- Redshirted her freshman season of 2023
- Competed at the USA Volleyball Nationals
- Was a member of the 2022 Under Armor Next Camp in June of this summer
- Her club team, Chapel Hill Volleyball, qualified in open led by her explosive offensive production
- Family has a long tradition of athletics with relatives competing in several NCAA sports at North Carolina, TCU, Michigan the Seattle Seahawks and the Cincinnati Bengals

**Match-By-Match**

| DATE | Vs.               | SP | K | E | TA | PCT.  | A | SA | DIG | BS-BA | PTS. |
|------|-------------------|----|---|---|----|-------|---|----|-----|-------|------|
| 8.27 | #2 Nebraska       | 4  | 1 | 2 | 10 | -.100 | 1 | 0  | 0   | 1-3   | 3.5  |
| 8.30 | Northern Kentucky | 2  | 5 | 1 | 7  | .571  | 0 | 0  | 0   | 0-2   | 6.0  |
| 8.31 | Western Kentucky  | 2  | 2 | 2 | 7  | .000  | 1 | 0  | 1   | 0-1   | 2.5  |
| 9.1  | Morehead State    | 1  | 3 | 1 | 5  | .400  | 0 | 0  | 0   | 0-1   | 3.5  |

**Personal Bests**

Kills

Season: 5 vs. Northern Kentucky (8/30/24)  
SEC:  
Career: 5 vs. Northern Kentucky (8/30/24)  
SEC:

Percentage

Season: .571 vs. Northern Kentucky (8/30/24)  
SEC:  
Career: .571 vs. Northern Kentucky (8/30/24)  
SEC:

Blocks

Season: 4 vs. Nebraska (8/27/24)  
SEC:  
Career: 4 vs. Nebraska (8/27/24)  
SEC:

Assists

Season: 1, twice, last vs. Western Kentucky (8/31/24)  
SEC:  
Career: 1, twice, last vs. Western Kentucky (8/31/24)  
SEC:

Digs

Season: 1 vs. Western Kentucky (8/31/24)  
SEC:  
Career: 1 vs. Western Kentucky (8/31/24)  
SEC:

Aces

Season:  
SEC:  
Career:  
SEC:

**Miscellaneous Stats**

| Category                            | Season (Career) |
|-------------------------------------|-----------------|
| Matches with 10 or more kills ..... | 0 (0)           |
| Matches with 10 or more digs.....   | 0 (0)           |
| Matches with 5 or more blocks ..... | 0 (0)           |
| Double-doubles .....                | 0 (0)           |

**Season Honors**

Social Media Handles



@jordyn\_teresa

PLAYER BIOS

# ELEANOR BEAVIN

Senior • Libero / DS • 5-5  
 Louisville, Ky. • Mercy  
 Kinesiology



**Season Averages**

| Kills | Blocks | Assists | Digs | Aces |
|-------|--------|---------|------|------|
| 0.07  | 0.00   | 0.79    | 2.71 | 0.43 |

**Quick Hits**

- 2021 SEC Defensive Player of the Year
- 2021 SEC All-Freshman Team
- Recorded her 1,000th-career dig on Oct. 15 at #10 Tennessee in a 3-0 win
- All-SEC
- Double-figure digs in every match the 2023 season but one
- 2022, 2023 and 2024 Preseason All-SEC

**Match-By-Match**

| DATE | VS.               | SP | K | E | TA | PCT.  | A | SA | DIG | BS-BA | PTS. |
|------|-------------------|----|---|---|----|-------|---|----|-----|-------|------|
| 8.27 | #2 Nebraska       | 4  | 0 | 0 | 1  | .000  | 4 | 0  | 23  | 0-0   | 0.0  |
| 8.30 | Northern Kentucky | 3  | 0 | 0 | 0  | .000  | 3 | 3  | 9   | 0-0   | 3.0  |
| 8.31 | Western Kentucky  | 4  | 0 | 0 | 0  | .000  | 2 | 1  | 5   | 0-0   | 1.0  |
| 9.1  | Morehead State    | 3  | 1 | 0 | 1  | 1.000 | 2 | 2  | 1   | 0-0   | 3.0  |

**Personal Bests**

**Kills**

Season: 1 vs. Morehead St. (9/1/24)  
 SEC:  
 Career: 1, twice, last vs. Morehead St. (9/1/24)  
 SEC: 1 at LSU (10/27/23)

**Assists**

Season: 4 vs. Nebraska (8/27/24)  
 SEC:  
 Career: 9 vs. Louisville (9/14/22)  
 SEC: 8 at Arkansas (10/8/22)

**Digs**

Season: 23 vs. Nebraska (8/27/24)  
 SEC:  
 Career: 30 vs. Arkansas (10/22/23)  
 SEC: 30 vs. Arkansas (10/22/23)

**Aces**

Season: 3 vs. Northern Kentucky (8/30/24)  
 SEC:  
 Career: 5 vs. Texas A&M (11/13/21)  
 SEC: 5 vs. Texas A&M (11/13/21)

**Miscellaneous Stats**

| Category                            | Season (Career) |
|-------------------------------------|-----------------|
| Matches with 10 or more kills ..... | 0 (0)           |
| Matches with 10 or more digs.....   | 1 (77)          |
| Matches with 5 or more blocks ..... | 0 (0)           |
| Double-doubles .....                | 0 (0)           |

**Season Honors**

SEC All-Preseason Team

**Social Media Handles**



@EleanorBeavin



PLAYER BIOS

HALEY MELBY

Junior • Outside Hitter • 6-1  
Munster, Indiana • Munster HS



Season Averages

| Kills | Blocks | Assists | Digs | Aces |
|-------|--------|---------|------|------|
| 1.29  | 0.00   | 0.29    | 0.29 | 0.14 |

Quick Hits

- Had a career-high in kills (9) and blocks (4) in UK's 3-1 win at Mississippi State on Nov. 11, 2022
- One of only 2 true freshman on UK's roster in 2022

Match-By-Match

| DATE | Vs.               | SP | K | E | TA | PCT. | A | SA | DIG | BS-BA | PTS. |
|------|-------------------|----|---|---|----|------|---|----|-----|-------|------|
| 8.30 | Northern Kentucky | 2  | 3 | 2 | 7  | .143 | 0 | 1  | 0   | 0-0   | 4.0  |
| 8.31 | Western Kentucky  | 2  | 0 | 0 | 0  | .000 | 0 | 1  | 0   | 0-0   | 1.0  |
| 9.1  | Morehead State    | 3  | 6 | 0 | 17 | .353 | 0 | 0  | 2   | 0-1   | 6.5  |

Personal Bests

Kills

Season: 6 vs. Morehead St. (9/1/24)  
SEC:  
Career: 9 vs. Mississippi State (11/11/22)  
SEC: 9 vs. Mississippi State (11/11/22)

Percentage

Season: .353 vs. Morehead St. (9/1/24)  
SEC:  
Career: .538 vs. Southern Cal (9/3/22)  
SEC: .350 vs. Alabama (10/1/22)

Blocks

Season: 1 vs. Morehead St. (9/1/24)  
SEC:  
Career: 4 at Mississippi State (11/11/22)  
SEC: 4 at Mississippi State (11/11/22)

Assists

Season:  
SEC:  
Career: 1, twice, last vs. Indiana St (9/10/22)  
SEC:

Digs

Season: 2 vs. Morehead St. (9/1/24)  
SEC:  
Career: 3, twice, last vs. Ole Miss (10/12/22)  
SEC: 3, twice, last vs. Ole Miss (10/12/22)

Aces

Season: 1, twice, last vs. Western Kentucky (8/31/24)  
SEC:  
Career: 1, twice, last vs. Western Kentucky (8/31/24)  
SEC:

Miscellaneous Stats

| Category                            | Season (Career) |
|-------------------------------------|-----------------|
| Matches with 10 or more kills ..... | 0 (0)           |
| Matches with 10 or more digs.....   | 0 (0)           |
| Matches with 5 or more blocks ..... | 0 (0)           |
| Double-doubles .....                | 0 (0)           |

Season Honors

Social Media Handles



PLAYER BIOS

# BROOKE BULTEMA

RS-Freshman • Middle Blocker • 6-3  
 Cincinnati, Ohio • Ursuline  
 Agricultural and Medical Biotechnology



### Season Averages

| Kills | Blocks | Assists | Digs | Aces |
|-------|--------|---------|------|------|
| 2.00  | 1.17   | 0.00    | 0.33 | 0.33 |

### Quick Hits

- 2024 Bluegrass Battle All-Tournament Team
- Suffered an ankle injury in practice of week 2, which led to a redshirt of the 2023 season
- Member of the AVCA Under Armor All-American Team
- GGCL Player of the Year in 2022
- Volleyball Magazine top-50 ranked player in the country
- In senior season at Ursuline, was first in blocks and kills for her conference, high of 25 kills in a match and had a match where she hit .666 with 23 kills and one error on 33 swings

### Match-By-Match

| DATE | Vs.               | SP | K  | E | TA | PCT.  | A | SA | DIG | BS-BA | PTS. |
|------|-------------------|----|----|---|----|-------|---|----|-----|-------|------|
| 8.27 | #2 Nebraska       | 4  | 4  | 5 | 12 | -.083 | 0 | 2  | 1   | 1-2   | 8.0  |
| 8.30 | Northern Kentucky | 2  | 4  | 2 | 7  | .286  | 0 | 1  | 2   | 1-3   | 7.5  |
| 8.31 | Western Kentucky  | 4  | 11 | 3 | 23 | .348  | 0 | 1  | 1   | 1-3   | 14.5 |
| 9.1  | Morehead State    | 2  | 5  | 0 | 7  | .714  | 0 | 0  | 0   | 0-3   | 6.5  |

### Kentucky Personal Bests

#### Kills

Season: 11 vs. Western Kentucky (8/31/24)  
 SEC:  
 Career: 11 vs. Western Kentucky (8/31/24)  
 SEC:

#### Percentage

Season: .714 vs. Morehead State (9/1/24)  
 SEC:  
 Career: .714 vs. Morehead State (9/1/24)  
 SEC:

#### Blocks

Season: 4, twice, last vs. Western Kentucky (8/31/24)  
 SEC:  
 Career: 4, twice, last vs. Western Kentucky (8/31/24)  
 SEC:

#### Assists

Season:  
 SEC:  
 Career:  
 SEC:

#### Digs

Season: 2 vs. Northern Kentucky (8/30/24)  
 SEC:  
 Career: 2 vs. Northern Kentucky (8/30/24)  
 SEC:

#### Aces

Season: 2 vs. Nebraska (8/27/24)  
 SEC:  
 Career: 2 vs. Nebraska (8/27/24)  
 SEC:

### Miscellaneous Stats

| Category                      | Season (UK Career) |
|-------------------------------|--------------------|
| Matches with 10 or more kills | 1 (1)              |
| Matches with 10 or more digs  | 0 (0)              |
| Matches with 5 or more blocks | 0 (0)              |
| Double-doubles                | 0 (0)              |

### Season Honors

Bluegrass Battle All-Tournament Team

### Social Media Handles

@brooke\_bultema



@brooke.b2

# PLAYER BIOS

## KENNEDY WASHINGTON

Freshman • Middle Blocker • 6-0  
 Glenn Heights, Texas • Prestonwood  
 Media Arts and Studies



### Season Averages

| Kills | Blocks | Assists | Digs | Aces |
|-------|--------|---------|------|------|
| 1.17  | 0.67   | 0.00    | 0.00 | 0.17 |

### Quick Hits

- 2021 14-5A Newcomer of the Year
- 2021 14-5A All-District Academic and was on the 2022 Tournament on the Bay All-Tournament Team
- 2022 TAPPS 6A All-District honorable mention
- 2023 TAPPS 6A second team All-District in addition to bring All-State honorable mention and 2023 AVCA All-Region for the fourth region.

### Match-By-Match

| DATE | Vs.               | SP | K | E | TA | PCT.  | A | SA | DIG | BS-BA | PTS. |
|------|-------------------|----|---|---|----|-------|---|----|-----|-------|------|
| 8.30 | Northern Kentucky | 2  | 3 | 1 | 6  | .333  | 0 | 0  | 0   | 0-0   | 3.0  |
| 8.31 | Western Kentucky  | 2  | 1 | 3 | 5  | -.400 | 0 | 0  | 0   | 0-1   | 1.5  |
| 9.1  | Morehead State    | 2  | 3 | 1 | 9  | .222  | 0 | 1  | 0   | 4-2   | 6.0  |

### Personal Bests

#### Kills

Season: 3, twice, last vs. Morehead St. (9/1/24)

SEC:

Career: 3, twice, last vs. Morehead St. (9/1/24)

SEC:

#### Percentage

Season: .333 vs. Northern Kentucky (8/30/24)

SEC:

Career: .333 vs. Northern Kentucky (8/30/24)

SEC:

#### Blocks

Season: 6 vs. Morehead State (9/1/24)

SEC:

Career: 6 vs. Morehead State (9/1/24)

SEC:

#### Assists

Season:

SEC:

Career:

SEC:

#### Digs

Season:

SEC:

Career:

SEC:

#### Aces

Season: 1 vs. Morehead State (9/1/24)

SEC:

Career:

SEC:

### Miscellaneous Stats

| Category                           | Season (Career) |
|------------------------------------|-----------------|
| Matches with 10 or more kills..... | 0 (0)           |
| Matches with 10 or more digs.....  | 0 (0)           |
| Matches with 5 or more blocks..... | 0 (0)           |
| Double-doubles.....                | 0 (0)           |

### Season Honors

### Social Media Handles

 @ kenthemiddle16



 @ \_kennedywash\_

# PLAYER BIOS

## MOLLY TUOZZO

Sophomore • Libero / DS • 5-7  
 The Woodlands, Texas • The Woodlands HS  
 Business & Economics



### Season Averages

| Kills | Blocks | Assists | Digs | Aces |
|-------|--------|---------|------|------|
| 0.00  | 0.00   | 1.14    | 2.64 | 0.14 |

### Quick Hits

- Dawned the libero jersey vs. WKU and Morehead St. for the first time in her Kentucky career
- Career-high 16 digs vs. Morehead State
- **2023 SEC All-Freshman Team**
- Six aces in UK's win over Colorado

### Match-By-Match

| DATE | Vs.               | SP | K | E | TA | PCT. | A | SA | DIG | BS-BA | PTS. |
|------|-------------------|----|---|---|----|------|---|----|-----|-------|------|
| 8.27 | #2 Nebraska       | 4  | 0 | 0 | 0  | .000 | 1 | 0  | 3   | 0-0   | 0.0  |
| 8.30 | Northern Kentucky | 3  | 0 | 0 | 0  | .000 | 1 | 0  | 3   | 0-0   | 0.0  |
| 8.31 | Western Kentucky  | 4  | 0 | 0 | 0  | .000 | 8 | 1  | 15  | 0-0   | 1.0  |
| 9.1  | Morehead State    | 3  | 0 | 0 | 0  | .000 | 6 | 1  | 16  | 0-0   | 1.0  |

### Personal Bests

#### Kills

Season:

SEC:

Career: 1, twice, last vs. South Carolina (11/3/23)

SEC: 1, twice, last vs. South Carolina (11/3/23)

#### Percentage

Season:

SEC:

Career: 1.000, twice, last vs. S. Carolina (11/3/23)

SEC: 1.000, twice, last vs. S. Carolina (11/3/23)

#### Assists

Season: 8 vs. Western Kentucky (8/31/24)

SEC:

Career: 8 vs. Western Kentucky (8/31/24)

SEC: 3, twice, last at Auburn (11/8/23)

#### Digs

Season: 16 vs. Morehead State (9/1/24)

SEC:

Career: 16, twice, last vs. Morehead State (9/1/24)

SEC: 15 vs. Arkansas (10/22/23)

#### Aces

Season: 1, twice, last vs. Morehead State (9/1/24)

SEC:

Career: 6 at Northern Colorado (8/26/23)

SEC: 3 at Auburn (11/8/23)

### Miscellaneous Stats

| Category                           | Season (Career) |
|------------------------------------|-----------------|
| Matches with 10 or more kills..... | 0 (0)           |
| Matches with 10 or more digs.....  | 2 (8)           |
| Matches with 5 or more blocks..... | 0 (0)           |
| Double-doubles.....                | 0 (0)           |

### Season Honors

2023 SEC All-Freshman Team

### Social Media Handles



@mollytuozzo

PLAYER BIOS

ERIN LAMB

Senior • Outside Hitter • 6-3  
 Stewartville, Minn. • Stewartville HS  
 Kinesiology



Season Averages

| Kills | Blocks | Assists | Digs | Aces |
|-------|--------|---------|------|------|
| 2.58  | 0.50   | 0.00    | 0.42 | 0.33 |

Quick Hits

- Career-high 3 aces vs. Nebraska in 2024 AVCA First Serve Showcase
- Had the swing to clinch the SEC Championship at Arkansas on an overpass
- Came in during the fifth set as a sub and had 4 kills vs. Arkansas to close the match, including the match-clinching kill

Match-By-Match

| DATE | Vs.               | SP | K  | E | TA | PCT.  | A | SA | DIG | BS-BA | PTS. |
|------|-------------------|----|----|---|----|-------|---|----|-----|-------|------|
| 8.27 | #2 Nebraska       | 4  | 14 | 8 | 32 | .188  | 0 | 3  | 0   | 0-0   | 17.0 |
| 8.30 | Northern Kentucky | 3  | 4  | 1 | 13 | .231  | 0 | 0  | 0   | 0-2   | 5.0  |
| 8.31 | Western Kentucky  | 4  | 11 | 3 | 35 | .229  | 0 | 1  | 4   | 1-2   | 14.0 |
| 9.1  | Morehead State    | 1  | 2  | 0 | 2  | 1.000 | 0 | 0  | 1   | 0-1   | 2.5  |

Personal Bests

Kills

Season: 14 vs. Nebraska (8/27/24)  
 SEC:  
 Career: 18, twice, last at Arkansas (10/8/22)  
 SEC: 18 at Arkansas (10/8/22)

Assists

Season:  
 SEC:  
 Career:  
 SEC:

Digs

Season: 4 vs. Western Kentucky (8/31/24)  
 SEC:  
 Career: 5 at Arkansas (11/22/23)  
 SEC: 5 at Arkansas (11/22/23)

Aces

Season: 3 vs. Nebraska (8/27/24)  
 SEC:  
 Career: 3 vs. Nebraska (8/27/24)  
 SEC:

Blocks

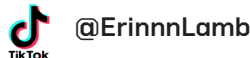
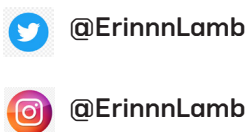
Season: 3 vs. Western Kentucky (8/31/24)  
 SEC:  
 Career: 5 vs. South Carolina (11/25/22)  
 SEC: 5 vs. South Carolina (11/25/22)

Miscellaneous Stats

| Category                           | Season (Career) |
|------------------------------------|-----------------|
| Matches with 10 or more kills..... | 2 (17)          |
| Matches with 10 or more digs.....  | 0 (0)           |
| Matches with 5 or more blocks..... | 0 (0)           |
| Double-doubles.....                | 0 (0)           |

Season Honors

Social Media Handles



PLAYER BIOS

# HANNAH BENJAMIN

Freshman • Outside Hitter • 6-1  
 Atlanta, Georgia • Fideles Christian  
 Architecture



**Season Averages**

| Kills | Blocks | Assists | Digs | Aces |
|-------|--------|---------|------|------|
| 0.00  | 0.00   | 0.00    | 0.00 | 0.00 |

**Quick Hits**

- Tore her ACL in the practices leading up to the Japan trip in the spring and will miss the entire season with the rehab and recovery process
- Ranked No. 9 nationally with a .504 hitting percentage in high school action
- Hit .497 in her junior and senior years of high school combined in just over 100 sets played with a 61 percent termination rate

**Match-By-Match**

DATE VS. SP K E TA PCT. A SA DIG BS-BA PTS.

**Personal Bests**

Kills

Season:

SEC:

Career:

SEC:

Percentage

Season:

SEC:

Career:

SEC:

Blocks

Season:

SEC:

Career:

SEC:

Assists

Season:

SEC:

Career:

SEC:

Digs

Season:

SEC:

Career:

SEC:

Aces

Season:

SEC:

Career:

SEC:

**Miscellaneous Stats**

| Category                            | Season (Career) |
|-------------------------------------|-----------------|
| Matches with 10 or more kills ..... | 0 (0)           |
| Matches with 10 or more digs.....   | 0 (0)           |
| Matches with 5 or more blocks ..... | 0 (0)           |
| Double-doubles .....                | 0 (0)           |

**Season Honors**

Social Media Handles



@hannah13vball

# PLAYER BIOS

# BROOKLYN DELEYE

Sophomore • Outside Hitter • 6-2  
 Topeka, Kansas • Washburn Rural HS  
 Kinesiology



# 17



## Season Averages

| Kills | Blocks | Assists | Digs | Aces |
|-------|--------|---------|------|------|
| 4.38  | 0.38   | 0.23    | 1.62 | 0.62 |

## Quick Hits

- 2024 AVCA First Serve Showcase All-Tournament Team
- 2024 Bluegrass Battle All-Tournament Team
- SEC Freshman of the Year, SEC All-Freshman Team
- 2023 AVCA Second Team All-America
- First UK freshman with 20+ kills in back-to-back matches since Leah Edmond in 2016
- Sister plays volleyball at Drake and her dad was a collegiate golfer

## Match-By-Match

| DATE | Vs.               | SP | K  | E | TA | PCT. | A | SA | DIG | BS-BA | PTS. |
|------|-------------------|----|----|---|----|------|---|----|-----|-------|------|
| 8.27 | #2 Nebraska       | 4  | 19 | 8 | 58 | .190 | 1 | 1  | 6   | 0-3   | 21.5 |
| 8.30 | Northern Kentucky | 3  | 8  | 2 | 18 | .333 | 1 | 3  | 4   | 0-0   | 11.0 |
| 8.31 | Western Kentucky  | 4  | 26 | 2 | 50 | .480 | 1 | 1  | 9   | 0-1   | 27.5 |
| 9.1  | Morehead State    | 2  | 5  | 1 | 10 | .400 | 0 | 3  | 2   | 0-1   | 8.5  |

## Personal Bests

### Kills

Season: 26 vs. Western Kentucky (8/31/24)  
 SEC:  
 Career: 26 vs. Western Kentucky (8/31/24)  
 SEC: 26 vs. Western Kentucky (8/31/24)

### Percentage

Season: .480 vs. Western Kentucky (8/31/24)  
 SEC:  
 Career: .524 vs. Baylor (12/1/23)  
 SEC: .524 vs. Baylor (12/1/23)

### Blocks

Season: 3 vs. Nebraska (8/27/24)  
 SEC:  
 Career: 3, four times, last vs. Nebraska (8/27/24)  
 SEC: 1, eight times, last at Arkansas (11/23/23)

### Digs

Season: 9 vs. Western Kentucky (8/31/24)  
 SEC:  
 Career: 17 vs. Mississippi State (10/20/23)  
 SEC: 17 vs. Mississippi State (10/20/23)

### Aces

Season: 3, twice, last vs. Morehead St. (9/1/24)  
 SEC:  
 Career: 3, twice, last vs. Morehead St. (9/1/24)  
 SEC: 1, seven times, last at LSU (11/20/23)

## Miscellaneous Stats

| Category                           | Season (Career) |
|------------------------------------|-----------------|
| Matches with 10 or more kills..... | 2 (22)          |
| Matches with 10 or more digs.....  | 0 (7)           |
| Matches with 5 or more blocks..... | 0 (0)           |
| Double-doubles.....                | 0 (5)           |

## Season Honors

Preseason All-SEC

## Social Media Handles

 @BrooklynDeleye

 @BrooklynDeLeye0117



PLAYER BIOS

# LANE JENKINS

Senior • Setter • 5-9  
Versailles, Kentucky • Loyola-Chicago



| Season Averages | Kills | Blocks | Assists | Digs | Aces |
|-----------------|-------|--------|---------|------|------|
|                 | 0.00  | 0.00   | 4.00    | 1.00 | 0.00 |

**Quick Hits**

- Transferred in from Loyola-Chicago for the 2022 season
- Resident of Versailles, Ky., a suburb of Lexington

**Match-By-Match**

| DATE | Vs.               | SP | K | E | TA | PCT. | A | SA | DIG | BS-BA | PTS. |
|------|-------------------|----|---|---|----|------|---|----|-----|-------|------|
| 8.30 | Northern Kentucky | 1  | 0 | 0 | 0  | .000 | 4 | 0  | 0   | 0-0   | 0.0  |
| 9.1  | Morehead State    | 1  | 0 | 0 | 0  | .000 | 4 | 0  | 2   | 0-0   | 0.0  |

**Personal Bests**

**Kills**  
Season:  
SEC:  
Career: 1 vs. Indiana St. (9/10/22)  
SEC:

**Percentage**  
Season:  
SEC:  
Career:  
SEC:

**Blocks**  
Season:  
SEC:  
Career:  
SEC:

**Assists**  
Season: 4, twice, last vs. Morehead State (9/1/24)  
SEC:  
Career: 4, twice, last vs. Morehead State (9/1/24)  
SEC:

**Digs**  
Season: 2 vs. Morehead State (9/1/24)  
SEC:  
Career: 2 vs. Morehead State (9/1/24)  
SEC:

**Aces**  
Season:  
SEC:  
Career:  
SEC:

**Miscellaneous Stats**

| Category                            | Season (Career) |
|-------------------------------------|-----------------|
| Matches with 10 or more kills ..... | 0 (0)           |
| Matches with 10 or more digs.....   | 0 (0)           |
| Matches with 5 or more blocks ..... | 0 (0)           |
| Double-doubles .....                | 0 (0)           |

**Season Honors**

Social Media Handles

@LaneJenkins2003  
 @lanejenkins10





PLAYER BIOS

# ASIA THIGPEN

Freshman • Outside Hitter • 5-11  
 Pittsboro, N.C. • Northwood HS  
 Human Health Sciences



**Season Averages**

| Kills | Blocks | Assists | Digs | Aces |
|-------|--------|---------|------|------|
| 1.14  | 0.00   | 0.07    | 1.36 | 0.00 |

**Quick Hits**

- First Team All-State
- Conference MVP and was the No. 1 ranked recruit from the state of North Carolina according to PrepVolleyball.
- Thigpen called Kentucky her dream school and has athletic genes in her family, as her father, Tommy, serves as the co-defensive coordinator and inside linebackers coach for the University of North Carolina football team.

**Match-By-Match**

| DATE | Vs.               | SP | K | E | TA | PCT. | A | SA | DIG | BS-BA | PTS. |
|------|-------------------|----|---|---|----|------|---|----|-----|-------|------|
| 8.27 | #2 Nebraska       | 4  | 4 | 1 | 8  | .375 | 0 | 0  | 3   | 0-0   | 4.0  |
| 8.30 | Northern Kentucky | 3  | 5 | 1 | 8  | .500 | 1 | 0  | 4   | 0-0   | 5.0  |
| 8.31 | Western Kentucky  | 4  | 2 | 1 | 5  | .200 | 0 | 0  | 8   | 0-0   | 2.0  |
| 9.1  | Morehead State    | 3  | 5 | 2 | 11 | .273 | 0 | 0  | 4   | 0-0   | 5.0  |

**Personal Bests**

**Kills**

Season: 5, twice, last vs. Morehead St. (9/1/24)  
 SEC:  
 Career: 5, twice, last vs. Morehead St. (9/1/24)  
 SEC:

**Percentage**

Season: .500 vs. Northern Kentucky (8/30/24)  
 SEC:  
 Career: .500 vs. Northern Kentucky (8/30/24)  
 SEC:

**Blocks**

Season:  
 SEC:  
 Career:  
 SEC:

**Assists**

Season: 1 vs. Northern Kentucky (8/30/24)  
 SEC:  
 Career: 1 vs. Northern Kentucky (8/30/24)  
 SEC:

**Digs**

Season: 8 vs. Western Kentucky (8/31/24)  
 SEC:  
 Career: 8 vs. Western Kentucky (8/31/24)  
 SEC:

**Aces**

Season:  
 SEC:  
 Career:  
 SEC:

**Miscellaneous Stats**

| Category                           | Season (Career) |
|------------------------------------|-----------------|
| Matches with 10 or more kills..... | 0 (0)           |
| Matches with 10 or more digs.....  | 0 (0)           |
| Matches with 5 or more blocks..... | 0 (0)           |
| Double-doubles.....                | 0 (0)           |

**Season Honors**

**Social Media Handles**

@thigpenasia

@asiathigpenvb



# MATCH-BY-MATCH BOX SCORES



Volleyball Box Score  
**AVCA First Serve**  
#2 Nebraska vs #9 Kentucky (08/27/2024 at KFC Yum! Center)

| #  | #2 Nebraska      | Attack |   |    |     | Set |     |    |       | Serve |     |     |     | Reception |       |       |       | Block |    |     |      | BHE | Pts |      |
|----|------------------|--------|---|----|-----|-----|-----|----|-------|-------|-----|-----|-----|-----------|-------|-------|-------|-------|----|-----|------|-----|-----|------|
|    |                  | K      | E | TA | Pct | Ass | Err | TA | Pct   | SA    | SE  | TA  | Pct | O         | RE    | Pct   | Dig   | BS    | BA | BE  |      |     |     |      |
| 2  | Reilly, Bergen   | ■      | ■ | ■  | ■   | 4   | 1   | 1  | 1.000 | 39    | 93  | 419 | 1   | 18        | 944   | 0     | 0     | 11    | 3  | 0   | 1.5  |     |     |      |
| 5  | Atlick, Rebekah  | ■      | ■ | ■  | ■   | 4   | 11  | 15 | .667  | 1     | 3   | 333 | 0   | 0         | 000   | 0     | 0     | 0     | 2  | 10  | 18.0 |     |     |      |
| 6  | Choboy, Laney    | ■      | ■ | ■  | ■   | 4   | 0   | 0  | 0.000 | 0     | 0   | 000 | 0   | 0         | 000   | 0     | 0     | 0     | 0  | 0   | 0.0  |     |     |      |
| 8  | Rodriguez, Lexi  | ■      | ■ | ■  | ■   | 4   | 0   | 0  | 0.000 | 0     | 0   | 000 | 1   | 9         | 888   | 8     | 3     | 727   | 5  | 0   | 0.0  |     |     |      |
| 9  | Orr, Kennedy     | ■      | ■ | ■  | ■   | 4   | 0   | 0  | 0.000 | 0     | 0   | 000 | 1   | 17        | 941   | 19    | 1,000 | 15    | 0  | 0.0 |      |     |     |      |
| 10 | Mauch, Olivia    | ■      | ■ | ■  | ■   | 4   | 0   | 0  | 0.000 | 0     | 0   | 000 | 1   | 2         | 16    | 875   | 0     | 0     | 0  | 1.0 |      |     |     |      |
| 12 | Landfair, Taylor | ■      | ■ | ■  | ■   | 4   | 0   | 0  | 0.000 | 0     | 0   | 000 | 1   | 1,000     | 1     | 1,000 | 0     | 0     | 0  | 0.0 |      |     |     |      |
| 13 | Beason, Merritt  | ■      | ■ | ■  | ■   | 4   | 11  | 7  | .357  | 0     | 0   | 000 | 2   | 11        | 818   | 0     | 0     | 8     | 6  | 1   | 14.0 |     |     |      |
| 15 | Jackson, Andi    | ■      | ■ | ■  | ■   | 4   | 10  | 3  | .750  | 1     | 1   | 000 | 0   | 0         | 000   | 1     | 1,000 | 0     | 5  | 0   | 12.5 |     |     |      |
| 22 | Krause, Lindsay  | ■      | ■ | ■  | ■   | 4   | 7   | 2  | .786  | 2     | 2   | 000 | 3   | 21        | 1,000 | 4     | 1,800 | 2     | 1  | 3   | 12.5 |     |     |      |
| 27 | Murray, Harper   | ■      | ■ | ■  | ■   | 4   | 8   | 2  | .250  | 2     | 2   | 000 | 1   | 2         | 500   | 13    | 1,000 | 4     | 3  | 0   | 9.5  |     |     |      |
|    | TEAM             | ■      | ■ | ■  | ■   | 4   | 8   | 2  | .250  | 0     | 0   | 000 | 0   | 0         | 000   | 1     | 1,000 | 0     | 0  | 0   | 0.0  |     |     |      |
|    | Totals           |        |   |    |     | 4   | 47  | 16 | .228  | 44    | 119 | 370 | 4   | 8         | 96    | 917   | 60    | 6     | 99 | 51  | 3    | 30  | 1   | 69.0 |

| Attack By Set |    |    |    | TOTAL TEAM BLOCKS |        |     |   |   |   |   |               |
|---------------|----|----|----|-------------------|--------|-----|---|---|---|---|---------------|
| Set           | K  | E  | TA | Pct               | Sidout | Pct | 1 | 2 | 3 | 4 | Team records: |
| 1             | 16 | 4  | 34 | .333              | 12-21  | 57% |   |   |   |   | 1-0, 0-0      |
| 2             | 9  | 7  | 37 | .054              | 15-25  | 60% |   |   |   |   | 0-1, 0-0      |
| 3             | 11 | 11 | 40 | .000              | 11-25  | 44% |   |   |   |   | 0-1, 0-0      |
| 4             | 13 | 4  | 25 | .360              | 14-21  | 68% |   |   |   |   |               |

| #  | #9 Kentucky      | Attack |   |    |     | Set |     |    |       | Serve |    |     |       | Reception |     |     |       | Block |       |    |      | BHE  | Pts |      |
|----|------------------|--------|---|----|-----|-----|-----|----|-------|-------|----|-----|-------|-----------|-----|-----|-------|-------|-------|----|------|------|-----|------|
|    |                  | K      | E | TA | Pct | Ass | Err | TA | Pct   | SA    | SE | TA  | Pct   | O         | RE  | Pct | Dig   | BS    | BA    | BE |      |      |     |      |
| 1  | Wilson, Megan    | ■      | ■ | ■  | ■   | 4   | 7   | 5  | .24   | .083  | 0  | 0   | 000   | 0         | 0   | 000 | 3     | 1     | 4     | 0  | 10.0 |      |     |      |
| 4  | Grome, Emma      | ■      | ■ | ■  | ■   | 4   | 2   | 1  | .6    | .167  | 42 | 126 | 333   | 2         | 12  | 833 | 0     | 0     | 8     | 5  | 0    | 2.0  |     |      |
| 5  | Dailey, Jordyn   | ■      | ■ | ■  | ■   | 4   | 1   | 2  | 10    | 100   | 1  | 1   | 1,000 | 0         | 0   | 000 | 2     | 1,000 | 0     | 1  | 3    | 3.5  |     |      |
| 8  | Beavin, Eleanor  | ■      | ■ | ■  | ■   | 4   | 0   | 0  | 0.000 | 4     | 13 | 368 | 0     | 0         | 000 | 8   | 1,000 | 23    | 0     | 0  | 6.0  |      |     |      |
| 8  | Bultema, Brooke  | ■      | ■ | ■  | ■   | 4   | 4   | 5  | 12    | .083  | 0  | 0   | 000   | 2         | 4   | 174 | 0     | 0     | 1     | 2  | 0    | 8.0  |     |      |
| 12 | Tuozzo, Molly    | ■      | ■ | ■  | ■   | 4   | 0   | 0  | 0.000 | 1     | 4  | 250 | 3     | 14        | 786 | 25  | 1,000 | 3     | 0     | 0  | 0.0  |      |     |      |
| 13 | Lamb, Erin       | ■      | ■ | ■  | ■   | 4   | 14  | 8  | 32    | .188  | 1  | 0   | 000   | 3         | 2   | 13  | 848   | 1     | 1,000 | 0  | 17.0 |      |     |      |
| 17 | DeLeye, Brooklyn | ■      | ■ | ■  | ■   | 4   | 19  | 8  | 58    | .199  | 2  | 2   | 500   | 4         | 14  | 374 | 36    | 4     | 389   | 8  | 3    | 21.5 |     |      |
| 20 | Thigpen, Asia    | ■      | ■ | ■  | ■   | 4   | 4   | 1  | 8     | .375  | 1  | 1   | 000   | 1         | 2   | 500 | 12    | 1,000 | 3     | 0  | 4.0  |      |     |      |
|    | TEAM             | ■      | ■ | ■  | ■   | 4   | 51  | 30 | 151   | .139  | 49 | 149 | 329   | 6         | 16  | 82  | 805   | 84    | 4     | 95 | 47   | 3    | 12  | 66.0 |

| Attack By Set |    |    |    | TOTAL TEAM BLOCKS |        |     |   |   |   |   |               |
|---------------|----|----|----|-------------------|--------|-----|---|---|---|---|---------------|
| Set           | K  | E  | TA | Pct               | Sidout | Pct | 1 | 2 | 3 | 4 | Team records: |
| 1             | 15 | 5  | 43 | .233              | 12-25  | 48% |   |   |   |   | 1-0, 0-0      |
| 2             | 14 | 5  | 35 | .257              | 15-22  | 68% |   |   |   |   | 0-1, 0-0      |
| 3             | 11 | 11 | 40 | .000              | 11-25  | 44% |   |   |   |   | 0-1, 0-0      |
| 4             | 11 | 9  | 33 | .061              | 13-24  | 54% |   |   |   |   |               |

Site: Louisville (KFC Yum! Center)  
Date: 08/27/2024 Attend: 0 Time: 2:17  
Referees: Devonie McLarty, Michelle Prater

Tie Scores     5   2   3   4     Total  
Lead changes   3   2   0   0     16



Volleyball Box Score  
**2024-25 Women's Volleyball**  
Northern Ky. vs Kentucky (08/30/2024 at Memorial Coliseum)

| #  | # Northern Ky.  | Attack |   |    |     | Set |     |    |       | Serve |    |     |     | Reception |     |     |       | Block |     |     |     | BHE | Pts |      |
|----|-----------------|--------|---|----|-----|-----|-----|----|-------|-------|----|-----|-----|-----------|-----|-----|-------|-------|-----|-----|-----|-----|-----|------|
|    |                 | K      | E | TA | Pct | Ass | Err | TA | Pct   | SA    | SE | TA  | Pct | O         | RE  | Pct | Dig   | BS    | BA  | BE  |     |     |     |      |
| 1  | Green, Lainey   | ■      | ■ | ■  | ■   | 3   | 0   | 0  | 0.000 | 6     | 14 | 150 | 1   | 6         | 833 | 0   | 0     | 4     | 0   | 0   | 0.0 |     |     |      |
| 2  | Cluxton, Lucy   | ■      | ■ | ■  | ■   | 3   | 0   | 0  | 0.000 | 3     | 14 | 214 | 1   | 4         | 750 | 18  | 3     | 857   | 6   | 0   | 0.0 |     |     |      |
| 3  | Hoying, Ava     | ■      | ■ | ■  | ■   | 3   | 5   | 8  | .625  | 0     | 0  | 000 | 0   | 0         | 000 | 0   | 0     | 0     | 0   | 0   | 0.0 |     |     |      |
| 6  | Banks, Joy      | ■      | ■ | ■  | ■   | 3   | 4   | 7  | 19    | .159  | 1  | 5   | 000 | 1         | 6   | 833 | 17    | 3     | 850 | 5   | 1   | 4.5 |     |      |
| 9  | Risley, Allison | ■      | ■ | ■  | ■   | 3   | 4   | 1  | 14    | .214  | 0  | 0   | 000 | 1         | 1   | 7   | 857   | 19    | 2   | 305 | 1   | 5.5 |     |      |
| 10 | Guderian, Emory | ■      | ■ | ■  | ■   | 3   | 0   | 0  | 0.000 | 0     | 0  | 000 | 1   | 1,000     | 0   | 0   | 0     | 0     | 0   | 0   | 0.0 |     |     |      |
| 11 | Bray, Sydney    | ■      | ■ | ■  | ■   | 3   | 2   | 4  | 500   | 0     | 0  | 000 | 0   | 0         | 000 | 0   | 0     | 0     | 0   | 0   | 0.0 |     |     |      |
| 12 | Stocks, Ivey    | ■      | ■ | ■  | ■   | 3   | 3   | 2  | 7     | .143  | 0  | 0   | 000 | 0         | 0   | 000 | 0     | 0     | 0   | 0   | 3   | 4.5 |     |      |
| 14 | Sanders, Raelyn | ■      | ■ | ■  | ■   | 3   | 2   | 2  | 13    | .000  | 0  | 0   | 000 | 0         | 0   | 000 | 0     | 0     | 0   | 0   | 3   | 1   | 2.5 |      |
| 15 | Houston, Torie  | ■      | ■ | ■  | ■   | 3   | 1   | 1  | 1,000 | 5     | 20 | 250 | 1   | 7         | 857 | 0   | 0     | 0     | 0   | 0   | 0   | 1.0 |     |      |
| 16 | Siefke, Allison | ■      | ■ | ■  | ■   | 3   | 1   | 2  | 500   | 0     | 0  | 000 | 0   | 0         | 000 | 2   | 1,000 | 1     | 0   | 0   | 0   | 0.0 |     |      |
|    | TEAM            | ■      | ■ | ■  | ■   | 3   | 14  | 20 | 68    | .088  | 14 | 3   | 80  | 175       | 1   | 5   | 37    | 865   | 56  | 8   | 875 | 25  | 6   | 18.0 |

| Attack By Set |   |   |    | TOTAL TEAM BLOCKS |        |     |   |   |   |   |               |
|---------------|---|---|----|-------------------|--------|-----|---|---|---|---|---------------|
| Set           | K | E | TA | Pct               | Sidout | Pct | 1 | 2 | 3 | 4 | Team records: |
| 1             | 4 | 4 | 21 | .000              | 9-24   | 37% |   |   |   |   | 0-1, 0-0      |
| 2             | 6 | 7 | 23 | -.043             | 7-25   | 28% |   |   |   |   | 0-1, 0-0      |
| 3             | 4 | 9 | 24 | -.208             | 10-24  | 41% |   |   |   |   |               |

| #  | # Kentucky          | Attack |   |    |     | Set |     |    |       | Serve |    |     |     | Reception |       |     |       | Block |       |     |     | BHE  | Pts |   |      |
|----|---------------------|--------|---|----|-----|-----|-----|----|-------|-------|----|-----|-----|-----------|-------|-----|-------|-------|-------|-----|-----|------|-----|---|------|
|    |                     | K      | E | TA | Pct | Ass | Err | TA | Pct   | SA    | SE | TA  | Pct | O         | RE    | Pct | Dig   | BS    | BA    | BE  |     |      |     |   |      |
| 1  | Wilson, Megan       | ■      | ■ | ■  | ■   | 3   | 6   | 1  | 11    | .455  | 0  | 0   | 000 | 0         | 0     | 000 | 0     | 0     | 3     | 0   | 7.5 |      |     |   |      |
| 4  | Grome, Emma         | ■      | ■ | ■  | ■   | 3   | 1   | 3  | 333   | 25    | 53 | 472 | 1   | 12        | 917   | 0   | 0     | 0     | 0     | 7   | 1   | 1.0  |     |   |      |
| 5  | Dailey, Jordyn      | ■      | ■ | ■  | ■   | 2   | 5   | 1  | 7     | .571  | 0  | 0   | 000 | 4         | 1,000 | 0   | 0     | 0     | 0     | 2   | 1   | 6.0  |     |   |      |
| 6  | Beavin, Eleanor     | ■      | ■ | ■  | ■   | 3   | 0   | 0  | 0.000 | 3     | 4  | 750 | 3   | 1         | 19    | 947 | 6     | 1,000 | 9     | 0   | 0   | 3.0  |     |   |      |
| 7  | Melby, Haley        | ■      | ■ | ■  | ■   | 2   | 3   | 2  | 7     | .143  | 0  | 0   | 000 | 1         | 1     | 4   | 750   | 2     | 1,000 | 0   | 0   | 4.0  |     |   |      |
| 8  | Bultema, Brooke     | ■      | ■ | ■  | ■   | 2   | 4   | 2  | 7     | .286  | 0  | 0   | 000 | 1         | 2     | 7   | 714   | 0     | 0     | 0   | 2   | 1    | 3.0 |   |      |
| 10 | Washington, Kennedy | ■      | ■ | ■  | ■   | 2   | 3   | 1  | 6     | .333  | 0  | 0   | 000 | 0         | 0     | 000 | 0     | 0     | 0     | 0   | 0   | 3.0  |     |   |      |
| 12 | Tuozzo, Molly       | ■      | ■ | ■  | ■   | 2   | 0   | 0  | 0.000 | 1     | 3  | 333 | 2   | 6         | 857   | 6   | 1,000 | 3     | 0     | 0   | 6.0 |      |     |   |      |
| 13 | Lamb, Erin          | ■      | ■ | ■  | ■   | 3   | 4   | 1  | 13    | .231  | 0  | 0   | 000 | 1         | 10    | 900 | 1     | 1,000 | 0     | 0   | 5.0 |      |     |   |      |
| 17 | DeLeye, Brooklyn    | ■      | ■ | ■  | ■   | 3   | 8   | 2  | 18    | .333  | 1  | 2   | 500 | 3         | 1     | 8   | 875   | 6     | 1,000 | 4   | 0   | 11.0 |     |   |      |
| 18 | Jenkins, Lane       | ■      | ■ | ■  | ■   | 1   | 0   | 0  | 0.000 | 4     | 12 | 333 | 0   | 0         | 000   | 0   | 0     | 0     | 0     | 0   | 0   | 0.0  |     |   |      |
| 20 | Thigpen, Asia       | ■      | ■ | ■  | ■   | 3   | 5   | 1  | 8     | .500  | 1  | 2   | 500 | 2         | 10    | 1   | 309   | 4     | 0     | 0   | 5.0 |      |     |   |      |
|    | TEAM                | ■      | ■ | ■  | ■   | 3   | 39  | 11 | 80    | .350  | 35 | 78  | 449 | 8         | 9     | 73  | 877   | 31    | 1     | 369 | 29  | 1    | 10  | 1 | 53.0 |

| Attack By Set |    |   |    | TOTAL TEAM BLOCKS |        |     |   |   |   |   |               |
|---------------|----|---|----|-------------------|--------|-----|---|---|---|---|---------------|
| Set           | K  | E | TA | Pct               | Sidout | Pct | 1 | 2 | 3 | 4 | Team records: |
| 1             | 17 | 6 | 33 | .333              | 10-14  | 71% |   |   |   |   | 0-1, 0-0      |
| 2             | 11 | 0 | 21 | .524              | 7-9    | 77% |   |   |   |   | 0-1, 0-0      |
| 3             | 11 | 5 | 26 | .231              | 11-14  | 78% |   |   |   |   |               |

Site: Lexington (Memorial Coliseum)  
Date: 08/30/2024 Attend: 3516 Time: 1:19  
Referees:

Tie Scores     1   2   3     Total  
Lead changes   0   2   2     6



Volleyball Box Score  
**2024-25 Women's Volleyball**  
Western Ky. vs Kentucky (08/31/2024 at Rupp Arena)

| # | # Western Ky. | Attack |   |    |     | Set |     |    |     | Serve |    |    |  | Reception |  |  |  | Block |  |  |  | BHE | Pts |
|---|---------------|--------|---|----|-----|-----|-----|----|-----|-------|----|----|--|-----------|--|--|--|-------|--|--|--|-----|-----|
|   |               | K      | E | TA | Pct | Ass | Err | TA | Pct | SA    | SE | TA |  |           |  |  |  |       |  |  |  |     |     |

# KENTUCKY<sup>®</sup>

## VOLLEYBALL

### ALL-TIME LEADERS

#### CAREER RECORDS

| Sets Played         |     |         |
|---------------------|-----|---------|
| 1. Jane Belanger    | 491 | 1990-93 |
| 2. Stephanie Klefot | 489 | 2009-12 |
| 3. Ann Hall         | 487 | 1989-93 |
| 4. Lisa Bokovoy     | 486 | 1985-88 |
| Lauren Rapp         | 486 | 2007-10 |
| Sarah Rumely        | 486 | 2006-09 |
| 7. Jackie Napper    | 478 | 2011-14 |
| 8. Whitney Billings | 476 | 2010-13 |
| 9. Queen Nzenwa     | 464 | 2005-08 |
| Becky Pavan         | 464 | 2008-11 |

| Assists               |              |                   |
|-----------------------|--------------|-------------------|
| 1. Sarah Rumely       | 5,703        | 2006-09           |
| 2. Laura Linder       | 5,425        | 1987-90           |
| 3. Madison Lilley     | 4,962        | 2017-21           |
| 4. <b>Emma Grome</b>  | <b>3,945</b> | <b>2021-Pres.</b> |
| 5. Jane Belanger      | 4,861        | 1990-93           |
| 6. Morgan Bergren     | 3,814        | 2012-15           |
| 7. Leigh Marcum       | 3,683        | 2002-05           |
| 8. Christine Hartmann | 3,497        | 2009-12           |
| 9. Irene Smyth        | 3,195        | 1983-86           |
| 10. Whitney Sample    | 2,880        | 1998-01           |

| Digs                     |              |                   |
|--------------------------|--------------|-------------------|
| 1. Jenni Casper          | 2,037        | 2003-07           |
| 2. Stephanie Klefot      | 1,924        | 2009-12           |
| 3. BriAnne Sauer         | 1,634        | 2006-09           |
| 4. Ashley Dusek          | 1,574        | 2014-17           |
| 5. Gabby Curry           | 1,564        | 2017-21           |
| 6. Jackie Napper         | 1,516        | 2011-14           |
| 7. <b>Eleanor Beavin</b> | <b>1,292</b> | <b>2021-Pres.</b> |
| 8. Whitney Billings      | 1,242        | 2010-13           |
| 9. Katie Eiserman        | 1,194        | 1996-99           |
| 10. Ann Hall             | 1,139        | 1989-93           |

| Kills               |       |         |
|---------------------|-------|---------|
| 1. Leah Edmond      | 1,978 | 2016-10 |
| 2. Molly Dresibach  | 1,737 | 1992-95 |
| 3. Lisa Bokovoy     | 1,657 | 1985-88 |
| 4. Sarah Spinner    | 1,565 | 2001-04 |
| 5. Whitney Billings | 1,393 | 2010-13 |
| 6. Krista Robinson  | 1,389 | 1991-93 |
| 7. Kristen Batt     | 1,387 | 1999-02 |
| 8. Alli Stumler     | 1,386 | 2018-21 |
| 9. Katie Eiserman   | 1,358 | 1996-99 |
| 10. Lauren Rapp     | 1,280 | 2007-10 |

| Service Aces       |     |         |
|--------------------|-----|---------|
| 1. Sarah Rumely    | 165 | 2006-09 |
| 2. Krista Robinson | 159 | 1991-93 |
| 3. Irene Smyth     | 153 | 1983-86 |
| 4. Lisa Bokovoy    | 147 | 1985-88 |
| 5. Sarah Spinner   | 145 | 2001-04 |
| 6. Laura Linder    | 135 | 1987-90 |
| 7. Lori Erpenbeck  | 129 | 1981-84 |
| Lauren Rapp        | 129 | 2007-10 |
| 9. Jane Belanger   | 126 | 1990-93 |
| 10. Jill Ackerman  | 114 | 1983-86 |

| Attack Attempts     |       |         |
|---------------------|-------|---------|
| 1. Leah Edmond      | 4,655 | 2016-19 |
| 2. Molly Dresibach  | 4,296 | 1992-95 |
| 3. Sarah Spinner    | 4,172 | 2001-04 |
| 4. Kristen Batt     | 3,907 | 1999-02 |
| Alli Stumler        | 3,907 | 2018-21 |
| 6. Katie Eiserman   | 3,876 | 1996-99 |
| 7. Lisa Bokovoy     | 3,729 | 1985-88 |
| 8. Whitney Billings | 3,504 | 2010-13 |
| 9. Krista Robinson  | 3,475 | 1991-93 |
| 10. Lauren O'Conner | 3,276 | 2011-14 |

| Block Solos         |     |         |
|---------------------|-----|---------|
| 1. Lisa Bokovoy     | 210 | 1985-88 |
| 2. Marsha Bond      | 148 | 1980-83 |
| 3. Karolyn Kirby    | 111 | 1983    |
| 4. Lori Erpenbeck   | 99  | 1981-84 |
| 5. Eunice Thomas    | 85  | 1990-93 |
| 6. Jill Ackerman    | 80  | 1983-86 |
| 7. Lisa Dausman     | 76  | 1983-87 |
| 8. Anglea Salvatore | 74  | 1989-92 |
| 9. Cathy DeBuono    | 71  | 1988-91 |
| 10. Jaclyn Homan    | 68  | 1996-99 |

| Attack Percentage<br>(min. 1000 attempts) |      |         |
|---|------|---------|
| 1. Marsha Bond                            | .380 | 1980-83 |
| 2. Kaz Brown                              | .357 | 2014-17 |
| 3. Alexandra Morgan                       | .355 | 2010-13 |
| 4. Eunice Thomas                          | .342 | 1990-93 |
| 5. Emily Franklin                         | .341 | 2014-17 |
| 6. Queen Nzenwa                           | .335 | 2005-08 |
| 7. Lisa Bokovoy                           | .329 | 1985-88 |
| 8. Karolyn Kirby                          | .311 | 1983    |
| 9. Lori Erpenbeck                         | .305 | 1981-84 |
| 10. Brooke Morgan                         | .303 | 2015-18 |

| Block Assists     |     |         |
|-------------------|-----|---------|
| 1. Queen Nzenwa   | 557 | 2005-08 |
| 2. Kaz Brown      | 509 | 2014-17 |
| 3. Lauren Rapp    | 423 | 2007-10 |
| 4. Becky Pavan    | 403 | 2008-11 |
| 5. Lisa Bokovoy   | 400 | 1985-88 |
| 6. Emily Franklin | 357 | 2014-17 |
| 7. Eunice Thomas  | 355 | 1990-93 |
| 8. Jaclyn Homan   | 353 | 1996-99 |
| 9. Jenny Muzzey   | 347 | 1995-98 |
| 10. Mara Eglitis  | 344 | 1992-95 |

# KENTUCKY<sup>®</sup>

## VOLLEYBALL

### ALL-TIME LEADERS

#### INDIVIDUAL SEASON

| Sets Played         |      |     |
|---------------------|------|-----|
| 1. Irene Smyth      | 1985 | 140 |
| 2. Machelie Elliott | 1985 | 138 |
| 3. Lisa Bokovoy     | 1985 | 137 |
| Mara Eglitis        | 1994 | 137 |
| 5. Jill Ackerman    | 1985 | 135 |
| 6. Jody Hopkinson   | 1985 | 133 |
| Jane Belanger       | 1991 | 133 |
| 8. Sandra Lunney    | 1985 | 132 |
| 9. Ann Hall         | 1991 | 130 |
| Eunice Thomas       | 1991 | 130 |
| Molly Dreisbach     | 1994 | 130 |

| Kills              |      |     |
|--------------------|------|-----|
| 1. Marsha Bond     | 1983 | 874 |
| 2. Molly Dreisbach | 1994 | 653 |
| 3. Karolyn Kirby   | 1983 | 618 |
| 4. Leah Edmond     | 2017 | 539 |
| 5. Sarah Mendoza   | 2009 | 519 |
| 6. LaTanya Webb    | 1997 | 516 |
| 7. Lisa Bokovoy    | 1988 | 502 |
| 8. Leah Edmond     | 2018 | 498 |
| 9. Lori Erpenbeck  | 1984 | 493 |
| 10. Leah Edmond    | 2019 | 491 |

| Attack Attempts    |      |       |
|--------------------|------|-------|
| 1. Marsha Bond     | 1983 | 1,666 |
| 2. Molly Dreisbach | 1994 | 1,623 |
| 3. Sarah Mendoza   | 2009 | 1,434 |
| 4. Mara Eglitis    | 1994 | 1,302 |
| 5. Gina Heustis    | 1996 | 1,279 |
| 6. Karolyn Kirby   | 1983 | 1,270 |
| 7. Leah Edmond     | 2017 | 1,239 |
| 8. Krista Robinson | 1992 | 1,233 |
| 9. LaTanya Webb    | 1997 | 1,210 |
| 10. Kim Thompson   | 1988 | 1,191 |

| Attack Percentage<br>(Min. 500 attempts) |      |      |
|--|------|------|
| 1. Azhani Tealer                         | 2021 | .433 |
| 2. Emily Franklin                        | 2017 | .416 |
| 3. Kaz Brown                             | 2017 | .408 |
| 4. Lisa Bokovoy                          | 1987 | .389 |
| 5. Eunice Thomas                         | 1991 | .384 |
| 6. Marsha Bond                           | 1983 | .380 |
| 7. Queen Nzenwa                          | 2007 | .371 |
| 8. Kaz Brown                             | 2016 | .362 |
| 9. Lisa Bokovoy                          | 1988 | .358 |
| 10. Amy Kaplan                           | 2005 | .352 |

| Assists            |      |       |
|--------------------|------|-------|
| 1. Jane Belanger   | 1991 | 1,664 |
| 2. Jane Belanger   | 1993 | 1,590 |
| 3. Leigh Marcum    | 2003 | 1,561 |
| 4. Jane Belanger   | 1992 | 1,541 |
| 5. Sarah Rumely    | 2007 | 1,516 |
| 6. Laura Linder    | 1990 | 1,513 |
| 7. Sarah Rumely    | 2006 | 1,488 |
| 8. Sarah Rumely    | 2009 | 1,484 |
| 9. Laura Linder    | 1988 | 1,477 |
| 10. Madison Lilley | 2017 | 1,445 |

| Service Aces        |      |    |
|---------------------|------|----|
| 1. Lori Erpenbeck   | 1984 | 70 |
| 2. Krista Robinson  | 1991 | 67 |
| 3. Karolyn Kirby    | 1983 | 64 |
| 4. Kim Martinsen    | 1984 | 59 |
| 5. Irene Smyth      | 1985 | 56 |
| Lori Erpenbeck      | 1983 | 56 |
| 7. Sarah Rumely     | 2006 | 54 |
| 8. Machelie Elliott | 1984 | 47 |
| Irene Smyth         | 1986 | 47 |
| Krista Robinson     | 1992 | 47 |

| Block Solos       |      |     |
|-------------------|------|-----|
| 1. Marsha Bond    | 1983 | 148 |
| 2. Karolyn Kirby  | 1983 | 111 |
| 3. Lisa Bokovoy   | 1985 | 80  |
| 4. Lori Erpenbeck | 1983 | 74  |
| 5. Lisa Bokovoy   | 1988 | 47  |
| 6. Jill Ackerman  | 1985 | 46  |
| 7. Lisa Bokovoy   | 1987 | 44  |
| 8. Lisa Bokovoy   | 1986 | 41  |
| 9. Jill Ackerman  | 1986 | 34  |
| Tanya Diamond     | 1983 | 34  |

| Block Assists         |      |     |
|-----------------------|------|-----|
| 1. Queen Nzenwa       | 2007 | 174 |
| 2. Kaz Brown          | 2015 | 160 |
| 3. Queen Nzenwa       | 2006 | 137 |
| 4. Kaz Brown          | 2016 | 136 |
| 5. Mara Eglitis       | 1994 | 132 |
| 6. Jill Ackerman      | 1986 | 131 |
| 7. Nicole Britenriker | 2007 | 130 |
| Lauren Rapp           | 2007 | 130 |
| 9. Lisa Bokovoy       | 1988 | 129 |
| Jenny Muzzey          | 1996 | 129 |
| Mara Eglitis          | 1993 | 129 |

| Digs                |      |     |
|---------------------|------|-----|
| 1. Stephanie Klefot | 2011 | 608 |
| 2. BriAnne Sauer    | 2009 | 580 |
| 3. Ashley Dusek     | 2015 | 566 |
| 4. Jenni Casper     | 2006 | 563 |
| 5. Jackie Napper    | 2014 | 537 |
| 6. Tanya Diamond    | 1983 | 525 |
| 7. Jenni Casper     | 2005 | 523 |
| 8. Stephanie Klefot | 2010 | 517 |
| 9. Gabby Curry      | 2019 | 511 |
| 10. Ashley Dusek    | 2016 | 507 |

# KENTUCKY®

## VOLLEYBALL

### ALL-TIME LEADERS 25-POINT RALLY SCORING ERA

#### SINGLE SEASON

| Sets Played         |     |      |
|---------------------|-----|------|
| 1. Whitney Billings | 126 | 2011 |
| Ashley Frazier      | 126 | 2011 |
| Gretchen Giesler    | 126 | 2009 |
| Stephanie Klefot    | 126 | 2011 |
| Sarah Mendoza       | 126 | 2009 |
| Jackie Napper       | 126 | 2011 |
| Becky Pavan         | 126 | 2009 |
| BriAnne Sauer       | 126 | 2009 |
| 9. Jessi Greenberg  | 125 | 2011 |
| Lauren Rapp         | 125 | 2009 |
| Sarah Rumely        | 125 | 2009 |

| Kills               |     |      |
|---------------------|-----|------|
| 1. Leah Edmond      | 539 | 2017 |
| 2. Sarah Mendoza    | 519 | 2009 |
| 3. Leah Edmond      | 498 | 2018 |
| 4. Leah Edmond      | 491 | 2019 |
| 5. Leah Edmond      | 450 | 2016 |
| 6. Whitney Billings | 406 | 2013 |
| Ashley Frazier      | 406 | 2011 |
| 8. Sarah Mendoza    | 385 | 2008 |
| 9. Alli Stumler     | 382 | 2021 |
| 10. Lauren O'Conner | 379 | 2014 |

| Attack Attempts    |      |      |
|--------------------|------|------|
| 1. Sarah Mendoza   | 1434 | 2009 |
| 2. Leah Edmond     | 1239 | 2017 |
| 3. Alli Stumler    | 1186 | 2019 |
| 4. Leah Edmond     | 1176 | 2018 |
| 5. Sarah Mendoza   | 1120 | 2008 |
| 6. Leah Edmond     | 1108 | 2016 |
| 7. Leah Edmond     | 1132 | 2019 |
| 8. Alli Stumler    | 1095 | 2021 |
| 9. Darian Mack     | 1022 | 2015 |
| 10. Anni Thomasson | 1010 | 2014 |

| Attack Percentage<br>(Min. 500 Attempts) |      |         |
|--|------|---------|
| 1. Azhani Tealer                         | .430 | 2021    |
| 2. Emily Franklin                        | .416 | 2017    |
| 3. Kaz Brown                             | .408 | 2017    |
| 4. Kaz Brown                             | .362 | 2016    |
| 5. Avery Skinner                         | .350 | 2020-21 |
| 6. Alexandra Morgan                      | .347 | 2012    |
| 7. Alli Stumler                          | .345 | 2020-21 |
| 8. Queen Nzenwa                          | .343 | 2008    |
| 9. Lauren Rapp                           | .336 | 2009    |
| 10. Gretchen Giesler                     | .330 | 2009    |

| Assists               |      |      |
|-----------------------|------|------|
| 1. Sarah Rumely       | 1484 | 2009 |
| 2. Madison Lilley     | 1445 | 2017 |
| 3. Morgan Bergren     | 1291 | 2014 |
| 4. Christine Hartmann | 1273 | 2011 |
| 5. Madison Lilley     | 1258 | 2019 |
| 6. Madison Lilley     | 1232 | 2018 |
| 7. Emma Grome         | 1218 | 2021 |
| 8. Morgan Bergren     | 1215 | 2013 |
| Sarah Rumely          | 1215 | 2008 |
| 10. Olivia Dailey     | 1202 | 2016 |
| Christine Hartmann    | 1202 | 2012 |

| Aces                |    |         |
|---------------------|----|---------|
| 1. Sarah Rumely     | 46 | 2008    |
| 2. Ashley Frazier   | 41 | 2011    |
| 3. Leah Edmond      | 40 | 2017    |
| 4. Whitney Billings | 35 | 2012    |
| 5. Lauren Rapp      | 34 | 2008    |
| Lauren O'Conner     | 34 | 2014    |
| Alli Stumler        | 34 | 2019    |
| 7. Madison Lilley   | 33 | 2018    |
| 8. Alli Stumler     | 31 | 2018    |
| 9. Stephanie Klefot | 30 | 2011    |
| Anni Thomasson      | 30 | 2015    |
| Anni Thomasson      | 30 | 2014    |
| Madison Lilley      | 30 | 2019    |
| Madison Lilley      | 30 | 2020-21 |

| Block Solos         |    |      |
|---------------------|----|------|
| 1. Gretchen Giesler | 22 | 2009 |
| 2. Kaz Brown        | 21 | 2017 |
| 3. Kaz Brown        | 20 | 2015 |
| 4. Ashley Frazier   | 19 | 2012 |
| Lauren Rapp         | 19 | 2010 |
| 6. Ashley Frazier   | 17 | 2011 |
| Alexandra Morgan    | 17 | 2013 |
| Lauren O'Conner     | 17 | 2012 |
| 9. Whitney Billings | 16 | 2010 |
| Becky Pavan         | 16 | 2010 |
| Becky Pavan         | 16 | 2008 |

| Block Assists       |     |      |
|---------------------|-----|------|
| 1. Kaz Brown        | 160 | 2015 |
| 2. Kaz Brown        | 136 | 2016 |
| 3. Leah Meyer       | 128 | 2019 |
| 4. Kaz Brown        | 125 | 2017 |
| Alexandra Morgan    | 125 | 2012 |
| 6. Becky Pavan      | 124 | 2008 |
| 7. Queen Nzenwa     | 120 | 2008 |
| 9. Gretchen Giesler | 118 | 2009 |
| Alexandra Morgan    | 118 | 2013 |
| 11. Becky Pavan     | 113 | 2011 |

| Total Blocks        |     |      |
|---------------------|-----|------|
| 1. Kaz Brown        | 180 | 2015 |
| 2. Kaz Brown        | 151 | 2016 |
| 3. Kaz Brown        | 146 | 2017 |
| 4. Gretchen Giesler | 140 | 2009 |
| Becky Pavan         | 140 | 2008 |
| 6. Leah Meyer       | 139 | 2019 |
| 7. Alexandra Morgan | 135 | 2013 |
| 8. Alexandra Morgan | 132 | 2012 |
| Queen Nzenwa        | 132 | 2008 |
| 10. Lauren Rapp     | 125 | 2010 |

| Digs                |     |      |
|---------------------|-----|------|
| 1. Stephanie Klefot | 608 | 2011 |
| 2. BriAnne Sauer    | 580 | 2009 |
| 3. Ashley Dusek     | 566 | 2015 |
| 4. Jackie Napper    | 537 | 2014 |
| 5. Stephanie Klefot | 517 | 2010 |
| 6. Gabby Curry      | 511 | 2019 |
| 7. Ashley Dusek     | 507 | 2016 |
| 8. BriAnne Sauer    | 497 | 2008 |
| 9. Stephanie Klefot | 481 | 2012 |
| 10. Gabby Curry     | 475 | 2018 |

| Points              |       |      |
|---------------------|-------|------|
| 1. Leah Edmond      | 614.5 | 2017 |
| 2. Sarah Mendoza    | 581   | 2009 |
| 3. Leah Edmond      | 546   | 2018 |
| 4. Leah Edmond      | 541.5 | 2019 |
| 5. Leah Edmond      | 503   | 2016 |
| 6. Ashley Frazier   | 487   | 2011 |
| 7. Whitney Billings | 477.5 | 2013 |
| 8. Whitney Billings | 452   | 2012 |
| 9. Lauren O'Conner  | 448.5 | 2014 |
| 10. Sarah Mendoza   | 443   | 2008 |

BOLD - Active Player

# KENTUCKY®

## VOLLEYBALL

### ALL-TIME LEADERS 25-POINT RALLY SCORING ERA

#### CAREER RECORDS

##### Sets Played

|                     |     |         |
|---------------------|-----|---------|
| 1. Stephanie Klefot | 489 | 2009-12 |
| 2. Jackie Napper    | 478 | 2011-14 |
| 3. Whitney Billings | 476 | 2010-13 |
| 4. Becky Pavan      | 465 | 2008-11 |
| 5. Lauren O'Conner  | 462 | 2011-14 |
| 6. Leah Edmond      | 445 | 2016-19 |
| 7. Kaz Brown        | 427 | 2014-17 |
| 8. Ashley Dusek     | 424 | 2014-17 |
| 9. Anni Thomasson   | 423 | 2013-16 |
| 10. McKenzie Watson | 410 | 2015-18 |
| 10. Alli Stumler    | 410 | 2018-21 |

##### Kills

|                     |       |         |
|---------------------|-------|---------|
| 1. Leah Edmond      | 1,978 | 2016-19 |
| 2. Whitney Billings | 1,393 | 2010-13 |
| 3. Alli Stumler     | 1,386 | 2018-21 |
| 4. Lauren O'Conner  | 1,204 | 2011-14 |
| 5. Kaz Brown        | 1,015 | 2014-17 |
| 6. Becky Pavan      | 988   | 2008-11 |
| 7. Lauren Rapp      | 984   | 2008-10 |
| 8. Anni Thomasson   | 908   | 2013-16 |
| 9. Sarah Mendoza    | 904   | 2008-09 |
| 10. Darian Mack     | 802   | 2014-17 |

##### Attack Attempts

|                     |      |         |
|---------------------|------|---------|
| 1. Leah Edmond      | 4655 | 2016-19 |
| 2. Alli Stumler     | 3907 | 2018-21 |
| 3. Whitney Billings | 3504 | 2010-13 |
| 4. Lauren O'Conner  | 3276 | 2011-14 |
| 5. Anni Thomasson   | 2862 | 2013-16 |
| 6. Sarah Mendoza    | 2554 | 2008-09 |
| 7. Lauren Rapp      | 2353 | 2008-10 |
| 8. Becky Pavan      | 2314 | 2008-11 |
| 9. Darian Mack      | 2134 | 2014-17 |
| 10. Kaz Brown       | 2088 | 2014-17 |

##### Attack Percentage

###### (Min. 500 Attempts)

|                       |      |         |
|-----------------------|------|---------|
| 1. Kaz Brown          | .357 | 2014-17 |
| 2. Alexandra Morgan   | .355 | 2010-13 |
| 3. Queen Nzenwa       | .343 | 2008    |
| 4. Emily Franklin     | .341 | 2014-17 |
| 5. Morgan Bergren     | .336 | 2012-15 |
| 6. Christine Hartmann | .321 | 2009-12 |
| 7. Lauren Rapp        | .309 | 2008-10 |
| 8. Brooke Morgan      | .303 | 2015-18 |
| 9. Leah Edmond        | .292 | 2016-19 |
| 10. Sara Schwarzwald  | .289 | 2012-15 |

##### Assists

|                         |      |            |
|-------------------------|------|------------|
| 1. Madison Lilley       | 4962 | 2017-21    |
| 2. Emma Grome           | 3945 | 2021-Pres. |
| 2. Morgan Bergren       | 3814 | 2012-15    |
| 4. Christine Hartmann   | 3497 | 2009-12    |
| 5. Sarah Rumely         | 2669 | 2008-09    |
| 6. Olivia Dailey        | 1236 | 2015-17    |
| 7. Gabby Curry          | 370  | 2017-21    |
| 8. Elizabeth Koberstein | 352  | 2010-11    |
| 9. Jackie Napper        | 285  | 2011-13    |
| 10. Ashley Dusek        | 264  | 2014-17    |

##### Aces

|                     |     |            |
|---------------------|-----|------------|
| 1. Madison Lilley   | 117 | 2017-Pres. |
| 2. Alli Stumler     | 111 | 2018-Pres. |
| 3. Anni Thomasson   | 103 | 2013-16    |
| 4. Whitney Billings | 98  | 2010-13    |
| 5. Leah Edmond      | 95  | 2016-19    |
| 6. Stephanie Klefot | 94  | 2009-12    |
| 7. Lauren O'Conner  | 91  | 2011-14    |
| 8. Gabby Curry      | 87  | 2017-21    |
| 9. Morgan Bergren   | 73  | 2012-15    |
| 10. Sarah Rumely    | 72  | 2008-09    |

##### Block Solos

|                     |    |         |
|---------------------|----|---------|
| 1. Kaz Brown        | 66 | 2014-17 |
| 2. Becky Pavan      | 55 | 2008-11 |
| 3. Lauren O'Conner  | 41 | 2011-14 |
| Lauren Rapp         | 41 | 2008-10 |
| 5. Whitney Billings | 40 | 2010-13 |
| 6. Gretchen Giesler | 37 | 2008-11 |
| 7. Ashley Frazier   | 36 | 2011-12 |
| 8. Emily Franklin   | 35 | 2014-17 |
| Leah Edmond         | 35 | 2016-19 |
| Christine Hartmann  | 33 | 2009-12 |
| 11. Morgan Bergren  | 26 | 2012-15 |
| Alexandra Morgan    | 26 | 2010-13 |

##### Block Assists

|                      |     |         |
|----------------------|-----|---------|
| 1. Kaz Brown         | 509 | 2014-17 |
| 2. Becky Pavan       | 403 | 2008-11 |
| 3. Emily Franklin    | 357 | 2014-17 |
| 4. Lauren Rapp       | 293 | 2008-10 |
| 5. Whitney Billings  | 281 | 2010-13 |
| 6. Alexandra Morgan  | 277 | 2010-13 |
| 7. Brooke Morgan     | 273 | 2015-18 |
| 8. Sara Schwarzwald  | 266 | 2012-15 |
| 9. Morgan Bergren    | 255 | 2012-15 |
| 10. Gretchen Giesler | 233 | 2008-11 |

##### Total Blocks

|                      |     |         |
|----------------------|-----|---------|
| 1. Kaz Brown         | 575 | 2014-17 |
| 2. Becky Pavan       | 458 | 2008-11 |
| 3. Emily Franklin    | 392 | 2014-17 |
| 4. Lauren Rapp       | 334 | 2008-10 |
| 5. Whitney Billings  | 321 | 2010-13 |
| 6. Alexandra Morgan  | 303 | 2010-13 |
| 7. Brooke Morgan     | 288 | 2015-18 |
| 8. Sara Schwarzwald  | 287 | 2012-15 |
| 9. Morgan Bergren    | 281 | 2012-15 |
| 10. Gretchen Giesler | 270 | 2008-11 |

##### Digs

|                     |      |            |
|---------------------|------|------------|
| 1. Stephanie Klefot | 1924 | 2009-12    |
| 2. Ashley Dusek     | 1574 | 2014-17    |
| 3. Gabby Curry      | 1564 | 2017-21    |
| 4. Jackie Napper    | 1516 | 2011-14    |
| 5. Eleanor Beavin   | 1277 | 2021-Pres. |
| 6. Whitney Billings | 1242 | 2010-13    |
| 7. BriAnne Sauer    | 1077 | 2008-09    |
| 8. Anni Thomasson   | 1066 | 2013-16    |
| 9. Madison Lilley   | 979  | 2017-21    |
| 10. Alli Stumler    | 954  | 2018-22    |

##### Points

|                     |        |         |
|---------------------|--------|---------|
| 1. Leah Edmond      | 2205.0 | 2016-19 |
| 2. Whitney Billings | 1671.5 | 2010-13 |
| 3. Alli Stumler     | 1587.0 | 2018-21 |
| 4. Lauren O'Conner  | 1439.5 | 2011-14 |
| 5. Kaz Brown        | 1335.5 | 2014-17 |
| 6. Becky Pavan      | 1295.5 | 2008-11 |
| 7. Lauren Rapp      | 1239.5 | 2008-10 |
| 8. Anni Thomasson   | 1080.0 | 2013-16 |
| 9. Sarah Mendoza    | 1024.0 | 2008-09 |
| 10. Emily Franklin  | 981.5  | 2014-17 |

# KENTUCKY®

## VOLLEYBALL

### ALL-TIME LEADERS 25-POINT RALLY SCORING ERA

#### CAREER MATCHES

##### Players with 10+ Kills in a match

|                         |           |                   |
|-------------------------|-----------|-------------------|
| 1. Leah Edmond          | 114       | 2016-19           |
| 2. Alli Stumler         | 87        | 2018-21           |
| 3. Whitney Billings     | 74        | 2010-13           |
| 4. Lauren O'Conner      | 58        | 2011-14           |
| 5. Sarah Mendoza        | 56        | 2008-09           |
| 6. Lauren Rapp          | 55        | 2008-10           |
| 7. Avery Skinner        | 48        | 2017-20           |
| 8. Anni Thomasson       | 46        | 2013-16           |
| 9. Reagan Rutherford    | 45        | 2020-23           |
| 10. Ashley Frazier      | 42        | 2011-12           |
| Azhani Tealer           | 42        | 2019-23           |
| 12. Kaz Brown           | 40        | 2014-17           |
| 13. Becky Pavan         | 38        | 2008-11           |
| 14. Darian Mack         | 35        | 2014-17           |
| 15. Madi Skinner        | 35        | 2020-21           |
| 16. Blaire Hiler        | 27        | 2008-10           |
| 17. Brooke Morgan       | 23        | 2015-18           |
| <b>Brooklyn DeLeye</b>  | <b>23</b> | <b>2023-Pres.</b> |
| 19. Shelby Workman      | 21        | 2012-14           |
| 20. Ann Armes           | 20        | 2008-11           |
| Elise Goetzinger        | 20        | 2020-23           |
| 22. Alexandra Morgan    | 18        | 2010-13           |
| <b>23. Erin Lamb</b>    | <b>17</b> | <b>2021-Pres.</b> |
| 24. Emily Franklin      | 16        | 2014-17           |
| Gretchen Giesler        | 16        | 2008-11           |
| Adanna Rollins          | 16        | 2022              |
| 27. Queen Nzenwa        | 9         | 2008              |
| 28. Sara Schwarzwaldner | 8         | 2012-15           |
| 29. Caityln Cooper      | 7         | 2018-Pres.        |
| Leah Meyer              | 7         | 2019              |
| <b>31. Megan Wilson</b> | <b>6</b>  | <b>2023-Pres.</b> |
| 32. Sharay Barnes       | 3         | 2014-16           |
| Kendyl Paris            | 3         | 2017-20           |
| 34. Morgan Bergren      | 2         | 2012-15           |
| Bella Bell              | 2         | 2019-Pres.        |
| 36. Anna Nyberg         | 1         | 2015-18           |
| Kayla Tronick           | 1         | 2012-14           |
| <b>Brooke Bultema</b>   | <b>1</b>  | <b>2024-Pres.</b> |

##### Players with 15+ Kills in a match

|                           |           |                   |
|---------------------------|-----------|-------------------|
| 1. Leah Edmond            | 69        | 2016-18           |
| 2. Alli Stumler           | 30        | 2018-21           |
| 3. Whitney Billings       | 26        | 2010-13           |
| 4. Sarah Mendoza          | 24        | 2008-09           |
| 5. Ashley Frazier         | 18        | 2011-12           |
| 6. Lauren O'Conner        | 16        | 2011-14           |
| Avery Skinner             | 16        | 2017-20           |
| 8. Lauren Rapp            | 15        | 2008-10           |
| <b>9. Brooklyn DeLeye</b> | <b>14</b> | <b>2023-Pres.</b> |
| Reagan Rutherford         | 14        | 2020-23           |
| 11. Madi Skinner          | 13        | 2020-21           |
| 12. Darian Mack           | 10        | 2014-17           |
| 13. Anni Thomasson        | 9         | 2013-16           |
| 14. Adanna Rollins        | 8         | 2022              |
| 15. Becky Pavan           | 7         | 2008-11           |

|                     |          |                   |
|---------------------|----------|-------------------|
| Azhani Tealer       | 7        | 2019-23           |
| 17. Shelby Workman  | 6        | 2012-14           |
| 18. Kaz Brown       | 5        | 2014-17           |
| 19. Blaire Hiler    | 4        | 2008-10           |
| <b>Erin Lamb</b>    | <b>4</b> | <b>2021-Pres.</b> |
| 21. Ann Armes       | 2        | 2008-11           |
| <b>Megan Wilson</b> | <b>2</b> | <b>2023-Pres.</b> |
| Gretchen Giesler    | 2        | 2008-11           |
| Alexandra Morgan    | 2        | 2010-13           |
| Brooke Morgan       | 2        | 2015-18           |
| 26. Sharay Barnes   | 1        | 2014-16           |
| Queen Nzenwa        | 1        | 2008              |
| Leah Meyer          | 1        | 2019              |
| Elise Goetzinger    | 1        | 2020-23           |

##### Players with 20+ Kills in a match

|                        |          |                   |
|------------------------|----------|-------------------|
| 1. Leah Edmond         | 29       | 2016-19           |
| 2. Sarah Mendoza       | 7        | 2008-09           |
| 3. Alli Stumler        | 5        | 2018-21           |
| 4. Whitney Billings    | 4        | 2010-13           |
| <b>Brooklyn DeLeye</b> | <b>4</b> | <b>2023-Pres.</b> |
| 6. Ashley Frazier      | 3        | 2011-12           |
| 7. Lauren O'Conner     | 2        | 2011-14           |
| Lauren Rapp            | 2        | 2008-10           |
| Avery Skinner          | 2        | 2017-20           |
| Madi Skinner           | 2        | 2020-21           |
| <b>11. Kaz Brown</b>   | <b>1</b> | <b>2014-17</b>    |
| Darian Mack            | 1        | 2014-17           |
| Anni Thomasson         | 1        | 2013-16           |
| Shelby Workman         | 1        | 2012-14           |
| Reagan Rutherford      | 1        | 2020-23           |
| Adanna Rollins         | 1        | 2022              |

##### Players with 25+ Kills in a match

|                           |          |                   |
|---------------------------|----------|-------------------|
| 1. Leah Edmond            | 7        | 2016-19           |
| <b>2. Brooklyn DeLeye</b> | <b>3</b> | <b>2023-Pres.</b> |
| 3. Whitney Billings       | 2        | 2010-13           |
| Alli Stumler              | 2        | 2018-21           |
| 4. Sarah Mendoza          | 1        | 2008-09           |
| Anni Thomasson            | 1        | 2013-16           |
| Adanna Rollins            | 1        | 2022              |
| Reagan Rutherford         | 1        | 2020-23           |

##### Players with 30+ Kills in a match

|                   |   |         |
|-------------------|---|---------|
| 1. Anni Thomasson | 1 | 2013-16 |
| Leah Edmond       | 1 | 2016-19 |

##### Players with 10+ Digs in a match

|                          |           |                   |
|--------------------------|-----------|-------------------|
| 1. Stephanie Klefot      | 98        | 2009-12           |
| 2. Gabby Curry           | 65        | 2017-20           |
| 3. Ashley Dusek          | 82        | 2014-17           |
| <b>4. Eleanor Beavin</b> | <b>76</b> | <b>2021-Pres.</b> |
| 5. Jackie Napper         | 73        | 2011-14           |
| 6. Whitney Billings      | 61        | 2010-13           |
| 7. BriAnne Sauer         | 58        | 2008-09           |
| 8. Anni Thomasson        | 51        | 2013-16           |
| 9. Madison Lilley        | 41        | 2017-19           |

|                          |           |                   |
|--------------------------|-----------|-------------------|
| 10. Alli Stumler         | 38        | 2018-21           |
| 11. Leah Edmond          | 33        | 2016-19           |
| 12. Sarah Mendoza        | 29        | 2008-09           |
| 13. Christine Hartmann   | 22        | 2009-12           |
| <b>14. Emma Grome</b>    | <b>20</b> | <b>2021-Pres.</b> |
| McKenzie Watson          | 19        | 2015-17           |
| 15. Sarah Rumely         | 18        | 2008-09           |
| 17. Lauren Tharp         | 17        | 2018-21           |
| 18. Morgan Bergren       | 14        | 2012-15           |
| 19. Lauren Rapp          | 13        | 2008-11           |
| 20. Riah Walker          | 10        | 2020-23           |
| Jessi Greenberg          | 10        | 2010-13           |
| Laura Stokowski          | 10        | 2008-09           |
| 23. Darian Mack          | 8         | 2014-17           |
| <b>Brooklyn DeLeye</b>   | <b>8</b>  | <b>2023-Pres.</b> |
| <b>Molly Tuozzo</b>      | <b>8</b>  | <b>2023-Pres.</b> |
| Adanna Rollins           | 8         | 2022              |
| Audrey Whitworth         | 8         | 2022-23           |
| 28. Shelby Workman       | 7         | 2012-14           |
| Reagan Rutherford        | 7         | 2020-Pres.        |
| Olivia Dailey            | 6         | 2015-17           |
| 31. Madi Skinner         | 5         | 2020-21           |
| 32. Ann Armes            | 4         | 2008-11           |
| Kelsey Wolf              | 4         | 2013-14           |
| Reagan Rutherford        | 4         | 2020-23           |
| 35. Avery Skinner        | 2         | 2017-20           |
| Blaire Hiler             | 2         | 2008-10           |
| Merideth Jewell          | 2         | 2017-18           |
| 37. Elizabeth Koberstein | 1         | 2010-11           |
| Lauren O'Conner          | 1         | 2010-14           |
| Maddie Berezowitz        | 1         | 2019              |

##### Players with 15+ Digs in a match

|                          |           |                   |
|--------------------------|-----------|-------------------|
| 1. Stephanie Klefot      | 67        | 2009-12           |
| 2. Ashley Dusek          | 53        | 2014-17           |
| 3. Jackie Napper         | 40        | 2011-14           |
| 3. Gabby Curry           | 46        | 2017-20           |
| 5. BriAnne Sauer         | 37        | 2008-09           |
| <b>6. Eleanor Beavin</b> | <b>37</b> | <b>2021-Pres.</b> |
| 7. Whitney Billings      | 19        | 2010-13           |
| 8. Anni Thomasson        | 11        | 2013-16           |
| 9. Sarah Mendoza         | 9         | 2008-09           |
| 10. Madison Lilley       | 8         | 2017-20           |
| Alli Stumler             | 8         | 2018-21           |
| <b>12. Emma Grome</b>    | <b>6</b>  | <b>2020-Pres.</b> |
| 13. Sarah Rumely         | 4         | 2008-09           |
| <b>Molly Tuozzo</b>      | <b>4</b>  | <b>2023-Pres.</b> |
| 15. Christine Hartmann   | 3         | 2009-12           |
| Reagan Rutherford        | 3         | 2020-23           |
| 17. Leah Edmond          | 2         | 2016-19           |
| Lauren Rapp              | 2         | 2008-11           |
| Laura Stokowski          | 2         | 2008-09           |
| McKenzie Watson          | 2         | 2015-18           |
| 21. Olivia Dailey        | 1         | 2015-17           |
| Darian Mack              | 1         | 2014-17           |
| Lauren Tharp             | 1         | 2018-21           |
| Riah Walker              | 1         | 2020-23           |

# KENTUCKY®

## VOLLEYBALL

### ALL-TIME LEADERS 25-POINT RALLY SCORING ERA

|                        |          |                   |
|------------------------|----------|-------------------|
| Adanna Rollins         | 1        | 2022              |
| Madi Skinner           | 1        | 2020-21           |
| Audrey Whitworth       | 1        | 2022-23           |
| <b>Brooklyn DeLeye</b> | <b>1</b> | <b>2023-Pres.</b> |

#### Players with 20+ Digs in a match

|                          |          |                   |
|--------------------------|----------|-------------------|
| 1. Stephanie Klefot      | 28       | 2009-12           |
| 2. Ashley Dusek          | 22       | 2014-17           |
| 3. BriAnne Sauer         | 21       | 2008-09           |
| 4. Gabby Curry           | 18       | 2017-20           |
| 5. Jackie Napper         | 17       | 2011-14           |
| <b>6. Eleanor Beavin</b> | <b>8</b> | <b>2021-Pres.</b> |
| 7. Sarah Mendoza         | 2        | 2008-09           |
| Anni Thomasson           | 2        | 2013-16           |
| <b>Emma Grome</b>        | <b>2</b> | <b>2021-Pres.</b> |
| 10. Alli Stumler         | 1        | 2018-21           |
| Whitney Billings         | 1        | 2010-13           |
| Sarah Rumely             | 1        | 2008-09           |
| McKenzie Watson          | 1        | 2015-18           |

#### Players with 25+ Digs in a match

|                          |          |                   |
|--------------------------|----------|-------------------|
| 1. Ashley Dusek          | 11       | 2014-17           |
| 2. Stephanie Klefot      | 9        | 2009-12           |
| 3. BriAnne Sauer         | 5        | 2008-09           |
| Gabby Curry              | 5        | 2017-20           |
| 5. Jackie Napper         | 3        | 2011-14           |
| <b>6. Eleanor Beavin</b> | <b>2</b> | <b>2021-Pres.</b> |

#### Players with 30+ Digs in a match

|                       |          |                   |
|-----------------------|----------|-------------------|
| 1. Ashley Dusek       | 5        | 2014-17           |
| 2. BriAnne Sauer      | 1        | 2008-09           |
| Gabby Curry           | 1        | 2017-20           |
| <b>Eleanor Beavin</b> | <b>1</b> | <b>2021-Pres.</b> |

#### Players with 35+ Digs in a match

|                 |   |         |
|-----------------|---|---------|
| 1. Ashley Dusek | 1 | 2014-17 |
|-----------------|---|---------|

#### Players with 40+ Digs in a match

|                 |   |         |
|-----------------|---|---------|
| 1. Ashley Dusek | 1 | 2014-17 |
|-----------------|---|---------|

#### Players with 40+ Assists in a match

|                         |           |                   |
|-------------------------|-----------|-------------------|
| 1. Madison Lilley       | 56        | 2017-20           |
| <b>2. Emma Grome</b>    | <b>54</b> | <b>2021-Pres.</b> |
| 3. Morgan Bergren       | 42        | 2012-15           |
| 4. Christine Hartmann   | 38        | 2009-12           |
| 5. Sarah Rumely         | 34        | 2008-09           |
| 6. Olivia Dailey        | 15        | 2015-17           |
| 7. Elizabeth Koberstein | 4         | 2010-11           |
| 8. Harper Hempel        | 1         | 2015-17           |
| Cameron Scheitzach      | 1         | 2018-21           |

#### Players with 50+ Assists in a match

|                       |           |                   |
|-----------------------|-----------|-------------------|
| 1. <b>Emma Grome</b>  | <b>24</b> | <b>2021-Pres.</b> |
| 2. Madison Lilley     | 22        | 2017-20           |
| 3. Christine Hartmann | 14        | 2009-12           |

|                         |    |            |
|-------------------------|----|------------|
| 4. Sarah Rumely         | 14 | 2008-09    |
| 5. Morgan Bergren       | 13 | 2012-15    |
| 6. Olivia Dailey        | 5  | 2015-17    |
| 7. Elizabeth Koberstein | 2  | 2010-11    |
| Cameron Scheitzach      | 1  | 2018-Pres. |

#### Players with 60+ Assists in a match

|                      |          |                   |
|----------------------|----------|-------------------|
| 1. Madison Lilley    | 5        | 2017-20           |
| 2. Sarah Rumely      | 2        | 2008-09           |
| <b>Emma Grome</b>    | <b>2</b> | <b>2021-Pres.</b> |
| 4. Morgan Bergren    | 1        | 2012-15           |
| Olivia Dailey        | 1        | 2015-17           |
| Elizabeth Koberstein | 1        | 2010-11           |

#### Players with 65+ Assists in a match

|                      |   |         |
|----------------------|---|---------|
| 1. Madison Lilley    | 2 | 2017-20 |
| 2. Morgan Bergren    | 1 | 2012-15 |
| Elizabeth Koberstein | 1 | 2010-11 |

#### Players with 70+ Assists in a match

|                         |   |         |
|-------------------------|---|---------|
| 1. Elizabeth Koberstein | 1 | 2010-11 |
|-------------------------|---|---------|

#### Players with 5+ Blocks in a match

|                        |          |                   |
|------------------------|----------|-------------------|
| 1. Kaz Brown           | 56       | 2014-17           |
| 2. Becky Pavan         | 40       | 2008-11           |
| 3. Emily Franklin      | 36       | 2014-17           |
| 4. Azhani Tealer       | 35       | 2019-23           |
| 5. Alexandra Morgan    | 31       | 2010-13           |
| 6. Lauren Rapp         | 25       | 2008-10           |
| 7. Gretchen Giesler    | 23       | 2008-11           |
| 8. Morgan Bergren      | 20       | 2012-15           |
| 9. Sara Schwarzwaldner | 19       | 2012-15           |
| 10. Brooke Morgan      | 16       | 2015-11           |
| 11. Elise Goetzinger   | 15       | 2020-23           |
| 12. Whitney Billings   | 14       | 2010-13           |
| 13. Queen Nzenwa       | 13       | 2008              |
| Bella Bell             | 13       | 2019-22           |
| Reagan Rutherford      | 13       | 2020-23           |
| Leah Meyer             | 12       | 2019              |
| 17. Sarah Rumely       | 11       | 2008-09           |
| 18. Christine Hartmann | 10       | 2009-12           |
| 19. Madison Lilley     | 8        | 2017-20           |
| 20. Ann Armes          | 7        | 2008-11           |
| 21. Leah Edmond        | 6        | 2016-19           |
| Darian Mack            | 6        | 2014-17           |
| Kendyl Paris           | 6        | 2017-20           |
| Caityln Cooper         | 6        | 2018-19           |
| 25. Lauren O'Conner    | 5        | 2011-14           |
| <b>Emma Grome</b>      | <b>5</b> | <b>2021-Pres.</b> |
| 27. Olivia Dailey      | 4        | 2015-17           |
| Jordyn Williams        | 4        | 2021-23           |
| 29. Ashley Frazier     | 3        | 2011-12           |
| Madi Skinner           | 3        | 2020-21           |
| 31. Adanna Rollins     | 2        | 2022              |

|                          |          |                   |
|--------------------------|----------|-------------------|
| Blaire Hiler             | 2        | 2008-10           |
| Alli Stumler             | 2        | 2018-21           |
| Avery Skinner            | 2        | 2017-20           |
| 35. Elizabeth Koberstein | 1        | 2010-11           |
| Kayla Tronick            | 1        | 2011-14           |
| <b>Erin Lamb</b>         | <b>1</b> | <b>2021-Pres.</b> |
| <b>Megan Wilson</b>      | <b>1</b> | <b>2023-Pres.</b> |

#### Players with 8+ Blocks in a match

|                        |    |           |
|------------------------|----|-----------|
| 1. Kaz Brown           | 21 | 2014-17   |
| 2. Azhani Tealer       | 9  | 2019-23   |
| 3. Sara Schwarzwaldner | 8  | 2012-15   |
| 4. Emily Franklin      | 7  | 2014-18   |
| Becky Pavan            | 7  | 2008-11   |
| 6. Alexandra Morgan    | 6  | 2010-13   |
| 7. Bella Bell          | 5  | 2019-2022 |
| Gretchen Giesler       | 3  | 2008-11   |
| Queen Nzenwa           | 3  | 2008      |
| Lauren Rapp            | 3  | 2008-10   |
| 11. Elise Goetzinger   | 2  | 2020-23   |
| Whitney Billings       | 2  | 2010-13   |
| Leah Meyer             | 2  | 2019      |
| 14. Christine Hartmann | 1  | 2009-12   |
| Brooke Morgan          | 1  | 2015-18   |
| Kendyl Paris           | 1  | 2017-20   |
| Reagan Rutherford      | 1  | 2020-23   |

#### Players with 10+ Blocks in a match

|                     |   |           |
|---------------------|---|-----------|
| 1. Kaz Brown        | 5 | 2014-17   |
| 2. Azhani Tealer    | 2 | 2019-23   |
| Emily Franklin      | 2 | 2014-17   |
| Alexandra Morgan    | 2 | 2010-13   |
| Bella Bell          | 2 | 2019-2022 |
| 6. Gretchen Giesler | 1 | 2008-11   |
| Kendyl Paris        | 1 | 2017-20   |
| Becky Pavan         | 1 | 2008-11   |
| Lauren Rapp         | 1 | 2008-10   |
| Sara Schwarzwaldner | 1 | 2012-15   |

#### Players with a Double-Double

|                            |           |                   |
|----------------------------|-----------|-------------------|
| 1. Whitney Billings        | 43        | 2010-13           |
| 2. Madison Lilley          | 38        | 2017-20           |
| 3. Leah Edmond             | 31        | 2016-19           |
| 4. Sarah Mendoza           | 28        | 2008-09           |
| Alli Stumler               | 28        | 2018-21           |
| 6. Anni Thomasson          | 26        | 2013-16           |
| 7. Christine Hartmann      | 22        | 2009-12           |
| <b>8. Emma Grome</b>       | <b>21</b> | <b>2021-Pres.</b> |
| 9. Sarah Rumely            | 18        | 2008-09           |
| 10. Morgan Bergren         | 15        | 2012-15           |
| 11. Lauren Rapp            | 11        | 2008-10           |
| 12. Reagan Rutherford      | 8         | 2020-23           |
| 13. Adanna Rollins         | 6         | 2022              |
| Madi Skinner               | 6         | 2020-21           |
| Olivia Dailey              | 6         | 2015-17           |
| Darian Mack                | 6         | 2014-17           |
| <b>17. Brooklyn DeLeye</b> | <b>5</b>  | <b>2023-Pres.</b> |
| 18. Kaz Brown              | 2         | 2014-17           |



# KENTUCKY<sup>®</sup>

## VOLLEYBALL

## RECORDS

### TEAM RECORDS

| <u>Season</u>  |   |
|--|---|
| <b>Most Victories:</b> . . . . .   | .44 (1983)  |
| <b>Most Victories (Regular Season):</b> . . . . .                            | .39 (1983)  |
| <b>Fewest Victories:</b> . . . . .   | .6 (2000)   |
| <b>Most Losses:</b> . . . . .  | .23 (1985)  |
| <b>Fewest Losses:</b> . . . . .  | .1 (2020-21)  |
| <b>Highest Winning Percentage:</b> . . . . .                                 | .960 (24-1, 2020-21)  |
| <b>Lowest Winning Percentage:</b> . . . . .                                  | .222 (6-21, 2000)   |
| <b>Most Consecutive Victories:</b> 24 (Sept. 29-Dec. 11, 1988)               |   |
| <b>Most Consecutive Start of Season Victories:</b> . . . . .                 | .17<br>(Sept. 1 - Oct. 10, 1993)  |
| <b>Most Consecutive Conference Victories:</b> . . . . .                      | .25<br>(Nov. 5, 2017 - Oct. 11, 2019)                                   |
| <b>Most Consecutive Conference Losses:</b> . . . . .                         | .11<br>(Sept. 29-Nov. 10, 2000)   |
| <b>Most Consecutive Losses:</b> . . . . .                                    | .12 (9/29-11/10/2000)   |
| <b>Highest Conference Winning Percentage:</b> . . . . .                      | 1.000<br>(1980, 1983, 1987, 1988, 2018)                                 |
| <b>Most Home Victories:</b> . . . . .  | .25 (1983)  |
| <b>Most Home Victories (Regular Season):</b> . . . . .                       | .22 (1983)  |
| <b>Most Consecutive Home Victories:</b> . . . . .                            | .23<br>(10/25/86-10/8/1988)   |
| <b>Most Consecutive Home Losses:</b> . . . . .                               | .4<br>(9/15/78-9/28/1978), (8/31/96-9/14/1996),<br>(10/9/02-10/25/2002) |
| <b>Highest Home Winning Percentage:</b> 1.000 (15-0, 1987;<br>2018, 2020-21) |   |
| <b>Highest Home Winning Percentage (Regular Season):</b> . . . . .           | 1.000 (14-0, 1987; 10-0, 2020-21)                                       |
| <b>Most Road Victories:</b> . . . . .  | .25 (1979)  |
| <b>Most Consecutive Road Victories:</b> . . . . .                            | .19<br>(9/13/83-12/10/1983)   |
| <b>Highest Road Winning Percentage:</b> . . . . .                            | .950 (1983)   |
| <b>Most Consecutive Road Losses:</b> 9 (9/29/00-11/10/2000)                  |   |
| <b>Lowest Road Winning Percentage:</b> . . . . .                             | .000 (0-11, 2000)   |
| <b>Most Kills:</b> . . . . .   | 2,875 (1983)  |
| <b>Most Attack Attempts:</b> . . . . .                                       | 6,558 (1983)  |
| <b>Highest Attack Percentage:</b> . . . . .                                  | .36-<br>(2020-21, 1,271 K, 311 E, 2,667 TA)                             |
| <b>Most Assists:</b> . . . . .   | 2,435 (1983)  |

|                                      |              |
|--------------------------------------|--------------|
| <b>Most Service Aces:</b> . . . . .  | .390 (1983)  |
| <b>Most Block Solos:</b> . . . . .   | .393 (1983)  |
| <b>Most Block Assists:</b> . . . . . | .620 (2007)  |
| <b>Most Digs:</b> . . . . .          | 2,713 (1983) |

### Match

|   |   |
|---|---|
| <b>Most Kills:</b> . . . . .                | 107 vs. Duke, 10/9/1992                                     |
| <b>Most Attack Attempts:</b> . . . . .      | 271 vs. Duke, 11/26/1994                                    |
| <b>Highest Attack Percentage:</b> . . . . . | .552<br>(36 K, 4 E, 58 TA) vs. Mississippi State, 11/3/1986 |
| <b>Most Assists:</b> . . . . .              | .91 vs. Duke, 10/9/1992                                     |
| <b>Most Service Aces:</b> . . . . .         | .21 vs. Ball State, 10/26/1984                              |
| <b>Most Block Solos:</b> . . . . .          | .25 vs. Hawaii, 12/11/1983                                  |
| <b>Most Block Assists:</b> . . . . .        | .39 vs. Georgia, 11/9/1990                                  |
| <b>Most Digs:</b> . . . . .                 | 149, vs. Notre Dame, 10/9/1987                              |

### INDIVIDUAL RECORDS

### Match

|   |   |
|---|---|
| <b>Most Kills:</b> . . . . .  | .36<br>Molly Dreisbach (vs. Mississippi State, 10/14/1994<br>& vs. LSU, 11/18/1994), Marsha Bond (vs. Texas,<br>12/10/1983), LaTanya Webb (vs. Louisville, 9/17/1997)<br>and Sarah Spinner (vs. American, 11/27/2004) |
| <b>Most Attack Attempts:</b> . . . . .                                | .80, Molly Dreisbach<br>(vs. Texas, 11/7/1994)  |
| <b>Highest Attack Percentage (min. 10 attack attempts):</b> . . . . . | 1.000 (10 K, 0 E, 10 AA) Morgan Bergren<br>(vs. Arkansas, 11/29/2014)   |
| <b>Most Assists:</b> . . . . .  | .82<br>Jane Belanger (vs. Duke, 10/9/1992) and<br>Laura Linder (vs. Eastern Michigan, 9/15/1989)  |
| <b>Most Service Aces:</b> . . . . .                                   | .7<br>Jill Ackerman (vs. Florida State, 10/18/1985),<br>Machelle Elliott (vs. Eastern Kentucky, 9/18/1984),<br>Lori Erpinbeck (vs. Louisville, 9/14/1984)   |
| <b>Most Digs:</b> . . . . .   | 40, Ashley Dusek (at Auburn, 10/16/2015)  |
| <b>Most Block Assists:</b> . . . . .                                  | .12<br>Gina Heustis (vs. Arkansas, 11/11/1994), Jenny Muzzey<br>(vs. Georgia, 10/13/1995), Jaclyn Homan (vs. Tennessee,<br>11/14/1997) and Queen Nzenwa (vs. Auburn 10/26 and<br>at Arkansas, 11/18/2007)             |
| <b>Most Block Solos:</b> . . . . .                                    | .12   |

Lisa Bokovoy (vs. North Carolina, 9/27/1985)

### OPPONENT MATCH RECORDS

### Team

|   |  |
|---|--|
| <b>Most Kills:</b> . . . . .                | .96, LSU (10/4/1992)                               |
| <b>Most Attack Attempts:</b> . . . . .      | .262, Florida (10/30/1987)                         |
| <b>Highest Attack Percentage:</b> . . . . . | .500<br>(60 K, 10 E, 100 AA) Minnesota (9/17/1995) |
| <b>Most Assists:</b> . . . . .              | .87, Nebraska (9/22/1989)                          |
| <b>Most Service Aces:</b> . . . . .         | .20, Pittsburgh (10/17/1986)                       |
| <b>Most Block Solos:</b> . . . . .          | .19, Texas-Arlington (10/5/1985)                   |
| <b>Most Block Assists:</b> . . . . .        | .36, Tennessee (10/11/2006)                        |
| <b>Most Digs:</b> . . . . .                 | 144, Duke (11/26/1994)                             |

### Individual

|   |  |
|---|--|
| <b>Most Kills:</b> . . . . .                                  | .53, Priscilla Pacheco, Georgia (11/13/1994)   |
| <b>Most Attack Attempts:</b> . . . . .                        | .102<br>Priscilla Pacheco, Georgia (11/13/1994)  |
| <b>Highest Attack Percentage:</b> . . . . .                   | .778<br>(35 K, 0 E, 45 AA) Alexandra Oquendo, Georgia<br>(10/8/2004)   |
| <b>Most Assists:</b> . . . . .                                | .84<br>Cindy Cox, Colorado (9/26/1987),<br>Kristy Johnson, Georgia (10/13/1995)  |
| <b>Most Service Aces:</b> . . . . .                           | .7<br>Wendy Stammer, LSU (11/7/1986); Jill Kerkhoff,<br>Georgia (9/7/1991) and Mary Catherine Aune, Alabama<br>(9/16/2007) |
| <b>Most Block Solos:</b> . . . . .                            | .9<br>Denise Lambert, Texas-Arlington (10/5/1985)  |
| <b>Most Block Assists:</b> 14 Erica Hibben, Texas (9/27/1992) |  |
| <b>Most Digs:</b> . . . . .                                   | .36<br>Christy Peters, Notre Dame (9/5/1992)   |

# KENTUCKY<sup>®</sup>

## VOLLEYBALL

### SINGLE MATCH TEAM RECORDS

---

#### THREE-SET

|               |   |
|---------------|---|
| Kills         | 62, vs. Alabama, Nov. 11, 2018                          |
| Attempts      | 146, vs. Texas A&M, Nov. 22, 2013                       |
| Percentage    | .548, two times, last vs. Loyola Chicago, Sept. 9, 2017 |
| Assists       | 53, three times, last vs. Dayton, Aug. 31, 2018         |
| Aces          | 13, vs. Texas A&M, Nov. 13, 2021                        |
| Digs          | 62, two times, last vs. Butler, Aug. 30, 2014           |
| Solo Blocks   | 8, vs. Georgia, Oct. 29, 2010                           |
| Block Assists | 27, vs Saint Louis, Sep. 10 2016                        |
| Total Blocks  | 19, at Mississippi State, Nov. 15, 2013                 |

---

#### FOUR-SET

|                           |                                    |
|---------------------------|------------------------------------|
| Kills                     | 81, at Marquette, Sept. 10, 2017   |
| Most Attempts             | 184, vs. Florida, Nov. 22, 2009    |
| Highest Attack Percentage | .451, at Marquette, Sept. 10, 2017 |
| Most Assists              | 75, at Marquette, Sept. 10, 2017   |
| Most Service Aces         | 11, vs. Missouri, Sept. 30, 2018   |
| Most Digs                 | 83, vs. Oklahoma, Sept. 7, 2012    |
| Most Block Solos          | 8, at Georgia, Oct. 21, 2011       |
| Most Block Assists        | 30, at Ole Miss, Nov. 13, 2016     |
| Most Total Blocks         | 20.5, at Georgia, Oct. 21, 2011    |

---

#### FIVE-SET

|                           |   |
|---------------------------|---|
| Kills                     | 79, vs. LSU, Nov. 10, 2013                    |
| Most Attempts             | 200, at Ole Miss, Nov. 7, 2008                |
| Highest Attack Percentage | .338, at Georgia, Oct. 28, 2012               |
| Most Assists              | 76, vs. Tulsa, Aug. 27, 2011                  |
| Most Service Aces         | 10, at Florida, Oct. 10, 2008                 |
| Most Digs                 | 99, vs. Dayton, Dec. 1, 2011                  |
| Most Block Solos          | 7, vs. Auburn, Nov. 27, 2015                  |
| Most Block Assists        | 32, at Missouri, Oct. 23, 2016                |
| Most Total Blocks         | 19, two times, last vs. Auburn, Nov. 27, 2015 |

# KENTUCKY®

## VOLLEYBALL

### MISCELLANEOUS RECORDS

#### SINGLE-SEASON SCHOOL RECORDS BY CLASS

##### Senior School Records

|                                    |                               |
|------------------------------------|-------------------------------|
| <b>Sets Played</b> . . . . .       | Machelle Elliott - 138 (1985) |
| <b>Kills</b> . . . . .             | Marsha Bond - 874 (1983)      |
| <b>Attack Attempts</b> . . . . .   | Marsha Bond - 1,666 (1983)    |
| <b>Attack Percentage</b> . . . . . | Emily Franklin - .416 (2017)  |
| <b>Assists</b> . . . . .           | Jane Belanger - 1,590 (1993)  |
| <b>Service Aces</b> . . . . .      | Lori Erpenbeck - 70 (1984)    |
| <b>Block Solos</b> . . . . .       | Marsha Bond - 148 (1983)      |
| <b>Block Assists</b> . . . . .     | Jill Ackerman - 131 (1986)    |
| <b>Digs</b> . . . . .              | BriAnne Sauer - 580 (2009)    |

##### Junior School Records

|                                    |                               |
|------------------------------------|-------------------------------|
| <b>Sets Played</b> . . . . .       | Irene Smith - 140 (1985)      |
| <b>Kills</b> . . . . .             | Molly Dreisbach - 653 (1994)  |
| <b>Attack Attempts</b> . . . . .   | Molly Driesbach -1,623 (1994) |
| <b>Attack Percentage</b> . . . . . | Lisa Bokovoy - .389 (1987)    |
| <b>Assists</b> . . . . .           | Jane Belanger - 1,541 (1992)  |
| <b>Service Aces</b> . . . . .      | Irene Smyth - 56 (1985)       |
| <b>Block Solos</b> . . . . .       | Lori Erpenbeck - 74 (1983)    |
| <b>Block Assists</b> . . . . .     | Queen Nzenwa - 174 (2007)     |
| <b>Digs</b> . . . . .              | Stephanie Klefot - 608 (2011) |

##### Sophomore School Records

|                                    |                              |
|------------------------------------|------------------------------|
| <b>Sets Played</b> . . . . .       | Jane Belanger - 133 (1991)   |
| <b>Kills</b> . . . . .             | Leah Edmond - 539 (2017)     |
| <b>Attack Attempts</b> . . . . .   | Leah Edmond 1,239 (2017)     |
| <b>Attack Percentage</b> . . . . . | Madison Lilley - .460 (2018) |
| <b>Assists</b> . . . . .           | Jane Belanger - 1,664 (1991) |
| <b>Service Aces</b> . . . . .      | Krista Robinson - 47 (1992)  |
| <b>Block Solos</b> . . . . .       | Lisa Bokovoy - 41 (1986)     |
| <b>Block Assists</b> . . . . .     | Kaz Brown - 160 (2015)       |
| <b>Digs</b> . . . . .              | Ashley Dusek - 566 (2015)    |

##### Freshman School Records

|                                |                             |
|--------------------------------|-----------------------------|
| <b>Sets Played</b> . . . . .   | Lisa Bokovoy - 137 (1985)   |
| <b>Assists</b> . . . . .       | Sarah Rumely - 1,488 (2006) |
| <b>Service Aces</b> . . . . .  | Krista Robinson - 67 (1991) |
| <b>Block Solos</b> . . . . .   | Lisa Bokovoy - 80 (1985)    |
| <b>Block Assists</b> . . . . . | Lauren Rapp - 130 (2007)    |
| <b>Digs</b> . . . . .          | Jenni Casper - 473 (2003)   |

#### KENTUCKY'S ALL-TIME RECORD BY MONTH

| Year          | Aug.         | Sept.            | Oct.           | Nov.           | Dec.         | Total              |
|---------------|--------------|------------------|----------------|----------------|--------------|--------------------|
| 1977          | 0-0          | 9-6              | 10-6           | 0-2            | 0-0          | 19-14              |
| 1978          | 0-0          | 7-10             | 11-5           | 13-2           | 0-5          | 32-22^             |
| 1979          | 0-0          | 7-2-1            | 21-7           | 8-4            | 0-4          | 35-18-1^           |
| 1980          | 0-0          | 9-1              | 18-3           | 11-1           | 1-3          | 39-8               |
| 1981          | 0-0          | 9-4              | 8-2            | 3-6            | 0-0          | 20-12              |
| 1982          | 0-0          | 4-4              | 11-8           | 6-2            | 0-0          | 21-14              |
| 1983          | 1-0          | 18-2             | 19-2           | 4-2            | 2-1          | 44-7               |
| 1984          | 0-0          | 8-3              | 9-1            | 4-4            | 0-0          | 21-8               |
| 1985          | 0-0          | 3-8              | 6-6            | 5-9            | 0-0          | 14-23              |
| 1986          | 0-0          | 9-3              | 6-6            | 7-3            | 0-0          | 22-12              |
| 1987          | 0-0          | 8-1              | 11-0           | 12-1           | 0-0          | 31-2               |
| 1988          | 0-0          | 12-1             | 7-4            | 6-4            | 1-1          | 26-7               |
| 1989          | 0-0          | 10-4             | 9-3            | 5-4            | 0-0          | 24-11              |
| 1990          | 0-0          | 11-4             | 4-5            | 7-2            | 0-1          | 22-12              |
| 1991          | 1-1          | 6-4              | 6-3            | 5-5            | 6-0          | 24-13              |
| 1992          | 0-0          | 10-3             | 7-3            | 7-2            | 1-1          | 25-9               |
| 1993          | 0-0          | 13-0             | 10-2           | 6-1            | 0-1          | 29-4               |
| 1994          | 0-0          | 5-9              | 5-5            | 3-7            | 0-0          | 13-21              |
| 1995          | 0-0          | 4-8              | 4-4            | 2-6            | 0-0          | 10-18              |
| 1996          | 1-2          | 4-8              | 5-4            | 2-6            | 0-0          | 12-20              |
| 1997          | 3-0          | 7-5              | 2-5            | 2-7            | 0-0          | 14-17              |
| 1998          | 0-0          | 10-5             | 5-3            | 1-6            | 0-0          | 16-14              |
| 1999          | 0-0          | 7-6              | 5-5            | 4-4            | 0-0          | 16-15              |
| 2000          | 0-0          | 4-8              | 0-9            | 2-3            | 0-0          | 6-21               |
| 2001          | 1-0          | 5-5              | 6-4            | 1-6            | 0-0          | 13-15              |
| 2002          | 1-2          | 6-4              | 2-6            | 4-6            | 0-0          | 13-18              |
| 2003          | 2-1          | 6-5              | 4-5            | 2-7            | 0-0          | 14-18              |
| 2004          | 0-0          | 9-4              | 3-7            | 0-7            | 0-0          | 12-18              |
| 2005          | 0-0          | 9-4              | 6-2            | 2-4            | 0-1          | 17-12              |
| 2006          | 1-0          | 8-4              | 5-4            | 5-3            | 0-1          | 19-12              |
| 2007          | 4-1          | 10-2             | 5-3            | 3-4            | 0-0          | 22-10              |
| 2008          | 2-1          | 11-1             | 8-1            | 5-2            | 0-1          | 26-6               |
| 2009          | 3-0          | 10-1             | 8-1            | 6-2            | 2-1          | 29-5               |
| 2010          | 0-2          | 8-5              | 5-4            | 4-2            | 0-1          | 17-14              |
| 2011          | 2-2          | 11-1             | 8-1            | 5-1            | 2-1          | 28-6               |
| 2012          | 4-1          | 5-5              | 6-2            | 6-2            | 1-1          | 22-11              |
| 2013          | 0-2          | 10-1             | 5-2            | 6-3            | 1-1          | 22-9               |
| 2014          | 3-0          | 9-2              | 7-2            | 7-1            | 1-1          | 27-6               |
| 2015          | 3-0          | 6-5              | 6-2            | 6-2            | 0-1          | 21-10              |
| 2016          | 2-1          | 8-3              | 7-1            | 5-2            | 1-1          | 23-8               |
| 2017          | 3-0          | 8-2              | 8-0            | 7-1            | 3-1          | 29-4               |
| 2018          | 2-3          | 7-1              | 8-0            | 8-0            | 1-1          | 26-5               |
| 2019          | 2-1          | 7-3              | 6-1            | 8-1            | 2-1          | 25-7               |
| 2020-21       | COVID        | COVID            | 4-0            | COVID          | COVID        | 24-1               |
| 2021          | 3-0          | 6-3              | 7-0            | 8-1            | 1-1          | 25-5               |
| 2022          | 1-1          | 6-4              | 7-1            | 6-1            | 2-1          | 22-8               |
| 2023          | 1-1          | 2-5              | 7-0            | 9-0            | 1-1          | 21-8               |
| 2024          | 2-1          | 1-0              | 0-0            | 0-0            | 0-0          | 3-1                |
| <b>Totals</b> | <b>48-23</b> | <b>362-179-1</b> | <b>333-150</b> | <b>238-151</b> | <b>29-32</b> | <b>1,011-532-1</b> |
| Pct.          | .681         | .669             | .690           | .609           | .446         | .659               |

#### 1,000 KILL CLUB (AT KENTUCKY)

|                     |       |            |                     |       |         |
|---------------------|-------|------------|---------------------|-------|---------|
| 1. Leah Edmond      | 1,978 | 2016-19    | 10. Lauren Rapp     | 1,280 | 2007-10 |
| 2. Molly Dreisbach  | 1,737 | 1992-95    | 11. Queen Nzenwa    | 1,261 | 2005-08 |
| 3. Lisa Bokovoy     | 1,657 | 1985-88    | 12. Eunice Thomas   | 1,214 | 1990-93 |
| 4. Sarah Spinner    | 1,565 | 2001-04    | 13. LaTanya Webb    | 1,207 | 1995-98 |
| 5. Whitney Billings | 1,393 | 2010-13    | 14. Lauren O'Conner | 1,204 | 2011-14 |
| 6. Krista Robinson  | 1,389 | 1991-93    | 15. Gina Heustis    | 1,197 | 1993-96 |
| 7. Kristen Batt     | 1,397 | 1999-02    | 16. Mara Eglitis    | 1,135 | 1992-95 |
| 8. Alli Stumler     | 1,386 | 2018-Pres. | 17. Cathy DeBuono   | 1,076 | 1988-91 |
| 9. Katie Eiserman   | 1,358 | 1996-99    | 18. Kaz Brown       | 1,015 | 2014-17 |



**2024-25 Kentucky Women's Volleyball  
Combined Team Statistics  
All games**

**Game Records**

| Overall | Conference | Home  | Away  | Neutral |
|---------|------------|-------|-------|---------|
| 3 - 1   | 0 - 0      | 3 - 0 | 0 - 0 | 0 - 1   |

**Team Box Score**

| ##               | Player              | SP        | Attack     |              |           |            | Set         |            | Serve        |           |           | Dig         |           |            | Blocking     |          |           |           | PTS         |          |          |              |
|------------------|---------------------|-----------|------------|--------------|-----------|------------|-------------|------------|--------------|-----------|-----------|-------------|-----------|------------|--------------|----------|-----------|-----------|-------------|----------|----------|--------------|
|                  |                     |           | K          | K/S          | E         | TA         | PCT         | A          | A/S          | SA        | SE        | SA/S        | RE        | DIG        | DIG/S        | BS       | BA        | TOT/S     |             | BLK/S    | BE       | BHE          |
| 1                | Wilson, Megan       | 14        | 23         | 1.64         | 11        | 67         | .179        | 0          | 0.00         | 0         | 0         | 0.00        | 0         | 3          | 0.21         | 2        | 13        | 15        | 1.07        | 0        | 0        | 31.5         |
| 2                | Sarafa, Ava         | 1         | 0          | 0.00         | 0         | 0          | .000        | 0          | 0.00         | 0         | 0         | 0.00        | 0         | 0          | 0.00         | 0        | 0         | 0         | 0.00        | 0        | 0        | 0.0          |
| 3                | Hogan, Delaney      | 1         | 3          | 3.00         | 0         | 4          | .750        | 0          | 0.00         | 0         | 0         | 0.00        | 0         | 0          | 0.00         | 0        | 3         | 3         | 3.00        | 0        | 0        | 4.5          |
| 4                | Grome, Emma         | 14        | 8          | 0.57         | 3         | 17         | .294        | 138        | 9.86         | 2         | 8         | 0.14        | 0         | 36         | 2.57         | 0        | 2         | 2         | 0.14        | 0        | 0        | 11.0         |
| 5                | Dailey, Jordyn      | 9         | 11         | 1.22         | 6         | 29         | .172        | 2          | 0.22         | 0         | 1         | 0.00        | 0         | 1          | 0.11         | 1        | 7         | 8         | 0.89        | 1        | 0        | 15.5         |
| 6                | Beavin, Eleanor     | 14        | 1          | 0.07         | 0         | 2          | .500        | 11         | 0.79         | 6         | 2         | 0.43        | 0         | 38         | 2.71         | 0        | 0         | 0         | 0.00        | 0        | 0        | 7.0          |
| 7                | Melby, Haley        | 7         | 9          | 1.29         | 2         | 24         | .292        | 0          | 0.00         | 2         | 4         | 0.29        | 0         | 2          | 0.29         | 0        | 1         | 1         | 0.14        | 0        | 0        | 11.5         |
| 8                | Bultema, Brooke     | 12        | 24         | 2.00         | 10        | 49         | .286        | 0          | 0.00         | 4         | 8         | 0.33        | 0         | 4          | 0.33         | 3        | 11        | 14        | 1.17        | 1        | 0        | 36.5         |
| 10               | Washington, Kennedy | 6         | 7          | 1.17         | 5         | 20         | .100        | 0          | 0.00         | 1         | 0         | 0.17        | 0         | 0          | 0.00         | 1        | 3         | 4         | 0.67        | 0        | 0        | 10.5         |
| 12               | Tuozzo, Molly       | 14        | 0          | 0.00         | 0         | 0          | .000        | 16         | 1.14         | 2         | 11        | 0.14        | 0         | 37         | 2.64         | 0        | 0         | 0         | 0.00        | 0        | 0        | 2.0          |
| 13               | Lamb, Erin          | 12        | 31         | 2.58         | 12        | 82         | .232        | 0          | 0.00         | 4         | 6         | 0.33        | 0         | 5          | 0.42         | 1        | 5         | 6         | 0.50        | 0        | 0        | 38.5         |
| 17               | DeLeye, Brooklyn    | 13        | 57         | 4.38         | 13        | 136        | .324        | 3          | 0.23         | 8         | 8         | 0.62        | 5         | 21         | 1.62         | 0        | 5         | 5         | 0.38        | 0        | 0        | 67.5         |
| 18               | Jenkins, Lane       | 2         | 0          | 0.00         | 0         | 0          | .000        | 8          | 4.00         | 0         | 1         | 0.00        | 0         | 2          | 1.00         | 0        | 0         | 0         | 0.00        | 0        | 0        | 0.0          |
| 20               | Thigpen, Asia       | 14        | 16         | 1.14         | 5         | 32         | .344        | 1          | 0.07         | 0         | 2         | 0.00        | 2         | 19         | 1.36         | 0        | 0         | 0         | 0.00        | 0        | 0        | 16.0         |
| <b>KENTUCKY</b>  |                     | <b>14</b> | <b>190</b> | <b>13.57</b> | <b>67</b> | <b>462</b> | <b>.266</b> | <b>179</b> | <b>12.79</b> | <b>29</b> | <b>51</b> | <b>2.07</b> | <b>7</b>  | <b>168</b> | <b>12.00</b> | <b>8</b> | <b>50</b> | <b>33</b> | <b>2.36</b> | <b>2</b> | <b>0</b> | <b>252.0</b> |
| <b>Opponents</b> |                     | <b>14</b> | <b>120</b> | <b>8.57</b>  | <b>76</b> | <b>395</b> | <b>.111</b> | <b>114</b> | <b>8.14</b>  | <b>7</b>  | <b>24</b> | <b>0.50</b> | <b>29</b> | <b>156</b> | <b>11.14</b> | <b>9</b> | <b>50</b> | <b>34</b> | <b>2.43</b> | <b>4</b> | <b>0</b> | <b>161.0</b> |

**Team statistics**

|                         | UK     | OPP   |
|-------------------------|--------|-------|
| <b>ATTACK</b>           |        |       |
| Kills                   | 190    | 120   |
| Errors                  | 67     | 76    |
| Total Attacks           | 462    | 395   |
| Attack Pct              | .266   | .111  |
| Kills/Set               | 13.57  | 8.57  |
| <b>SET</b>              |        |       |
| Assists                 | 179    | 114   |
| Attempts                | 452    | 397   |
| Assist Pct              | .396   | .287  |
| Assists/Set             | 12.79  | 8.14  |
| <b>SERVE</b>            |        |       |
| Aces                    | 29     | 7     |
| Errors                  | 51     | 24    |
| Attempts                | 322    | 250   |
| Serve Pct               | .842   | .904  |
| Aces/Set                | 2.07   | 0.50  |
| <b>SERVE RECEPTIONS</b> |        |       |
| Errors                  | 7      | 29    |
| Errors/Set              | 0.50   | 2.07  |
| Attempts                | 226    | 271   |
| Reception Pct           | .969   | .992  |
| <b>DEFENSE</b>          |        |       |
| Digs                    | 168    | 156   |
| Digs/Set                | 12.00  | 11.14 |
| <b>BLOCKING</b>         |        |       |
| Block solo              | 8      | 9     |
| Block Assist            | 50     | 50    |
| Total Blocks            | 33     | 34    |
| Blocks/Set              | 2.36   | 2.43  |
| Block Errors            | 2      | 4     |
| Ball handling errors    | 0      | 0     |
| <b>ATTENDANCE</b>       |        |       |
| Total                   | 6519   | 0     |
| Dates/Avg Per Date      | 3/2173 | 0/0   |
| Neutral Site #/Avg      | 1/9280 | -     |
| Current win streak      | 0      | -     |
| Home win streak         | 0      | -     |

**Team Results**

| Date       | Opponent     | Score | Score-by-set            | Att. |
|------------|--------------|-------|-------------------------|------|
| 08/27/2024 | vs Nebraska  | L 1-3 | 21-25,25-22,15-25,20-25 | 9280 |
| 08/30/2024 | Northern Ky. | W 3-0 | 25-13,25-9,25-13        | 3516 |
| 08/31/2024 | Western Ky.  | W 3-1 | 25-18,19-25,25-16,25-16 | 723  |
| 09/01/2024 | Morehead St. | W 3-0 | 25-19,25-13,25-8        | 2280 |