



# WKU HILLTOPPER BASKETBALL

2024-25

@WKUBasketball

@WKUBasketball

WKUSports.com



Game 06 • Tuesday Nov. 26, 2024 • 5:30 p.m. CT • Rupp Arena • Lexington, Ky. • ESPNU

## WKU

Record (CUSA)..... 3-2 (0-0)  
 Last 5..... 3-2  
 Streak..... W3  
 Mid-Major Top 25..... #21  
 KenPom..... #125  
 Coach..... Hank Plona  
 Career Record..... 3-2 (1st Season Division I)  
 Last Game... W, 79-62, vs. Jackson State (11/20/24)

## Kentucky

Record (SEC)..... 5-0 (0-0)  
 Last 5..... 5-0  
 Streak..... W5  
 AP Top 25..... #9  
 KenPom..... #13  
 Coach..... Mark Pope  
 Career Record..... 192-108 (10th Season)  
 Last Game..... W, 108-59, vs. Jackson State (11/22/24)

## THE GAME AT A GLANCE

WKU Hilltopper basketball will travel to Lexington for a matchup with the Kentucky Wildcats on Tuesday, Nov. 26. Tipoff is set for 5:30 p.m. CT with the matchup set to be nationally televised on ESPNU. Last time out, the Hilltoppers defeated Jackson State, 79-62, in Diddle Arena. The win marks the third straight for WKU. Khristian Lander led the way going for 15 points on 4-of-5 from beyond the arc.

The Wildcats enter the game unbeaten at 5-0 and ranked ninth in the current AP Top 25 poll. Last time out, Kentucky defeated Jackson State, 108-59, on Nov. 22. Guard Koby Brea led the Wildcats with 22 points, connecting on 5-of-8 from beyond the arc. In October, the Wildcats were picked to finish eighth in a stacked Southeastern Conference. Jaxson Robinson was named Third-Team All-SEC. The Wildcats boast a stout high-scoring offense, charting 100 or more points in three of the team's five games.

With a win, WKU would improve to 3-5 all-time against Kentucky. The matchup will mark the fourth time the two have squared off in Rupp Arena. This is the first meeting between the teams since Dec. 21, 2021. The Wildcats won the matchup, 95-60. This will also mark WKU's first regular season matchup with a Top 25 team since the team visited No. 21 FAU in 2023.

## PLAYERS TO WATCH



#2

**Don McHenry**  
 Sr. | G | 6-2  
 Milwaukee, Wis.

### 2024-25 Numbers

PPG **17.2** RPG **3.2** STL **2.2** MIN **26.2**

- All-CUSA First Team selection
- 6th-leading scorer CUSA
- NABC District 11 First Team



#5

**Babacar Faye**  
 Sr. | F | 6-8  
 Saly, Senegal

### 2024-25 Numbers

PPG **15** RPG **7.8** BLK **5** FT **.758**

- Leads team in rebounding
- Fifth in CUSA in free throws (25)
- Sixth in CUSA in rebounds



#13

**Julius Thedford**  
 Fr. | G | 6-3  
 Memphis, Tenn.

### 2024-25 Numbers

PPG **11.4** REB **3.2** BLK **3** 3-PT **.545**

- Leads team in three-point percentage (.545).
- No. 5 ranked player in the state of Tennessee in the class of 2024.



#4

**Koby Brea**  
 Sr. | G | 6-7  
 Wash. Heights, N.Y.

### 2024-25 Numbers

PPG **16** RPG **4.4** AST **1.4** MIN **22.6**

- Team best 68.3-percent from the field.
- Second on team in points.
- .745-percent from beyond the arc.

## 2024-25 SCHEDULE

Date	Opponent	Time/Result
10/27	UAB (Exh.)	L, 88-79
11/4	WICHITA STATE	L, 84-91
11/9	at GRAND CANYON	L, 72-74
11/12	CAMPBELLVILLE	W, 104-76
11/17	LIPSCOMB	W, 66-61
11/20	JACKSON STATE	W, 79-62
11/26	at KENTUCKY	5:30 p.m.
11/30	MARSHALL	7 p.m.
12/7	at EVANSVILLE	1 p.m.
12/10	TENNESSEE STATE	7 p.m.
12/14	MURRAY STATE	1 p.m.
12/17	SEATTLE	7 p.m.
12/21	KENTUCKY WESLEYAN	2 p.m.
12/29	at MICHIGAN	7 p.m.
1/2	at LIBERTY*	6 p.m.
1/4	at FIU*	1 p.m.
1/9	JAX STATE*	7 p.m.
1/11	KENNESAW STATE*	2 p.m.
1/18	at MIDDLE TENNESSEE*	6 p.m.
1/23	at LA TECH*	6 p.m.
1/25	at SAM HOUSTON*	2:30 p.m.
1/30	UTEP*	7 p.m.
2/1	NEW MEXICO STATE*	2 p.m.
2/6	at KENNESAW STATE*	6 p.m.
2/8	at JAX STATE*	4 p.m.
2/15	MIDDLE TENNESSEE*	7 p.m.
2/20	SAM HOUSTON*	8 p.m.
2/22	LA TECH*	7 p.m.
2/27	at UTEP*	8 p.m.
3/1	at NEW MEXICO STATE*	8 p.m.
3/6	FIU*	7 p.m.
3/8	LIBERTY*	2 p.m.

Home games in **BOLD**

All times central unless noted

\* CUSA Game

## WATCH OR LISTEN

Roy Philpott and Pat Bradley



Randy Lee and Hal Schmitt





2 0 2 4 - 2 5 H I L L T O P P E R B A S K E T B A L L R O S T E R



**0**  
**BRAXTON BAYLESS**  
GR. | 6'2 | G  
ANKENY, IOWA



**1**  
**BLAISE KEITA**  
R-SR. | 6'11 | F/C  
BAMAKO, REP. OF MALI



**2**  
**DON MCHENRY**  
SR. | 6'2 | G  
MILWAUKEE, WIS.



**3**  
**JALEN JACKSON**  
FR. | 5'11 | G  
SAN ANTONIO, TEXAS



**4**  
**KHRISTIAN LANDER**  
GR. | 6'3 | G  
EVANSVILLE, IND.



**5**  
**BABACAR FAYE**  
SR. | 6'8 | F  
SALY, SENEGAL



**6**  
**KADE UNSELD**  
FR. | 6'5 | G  
BOWLING GREEN, KY.



**7**  
**FALLOU DIAGNE**  
R-SR. | 6'11 | F/C  
DAKAR, SENEGAL



**10**  
**CADE STINNETT**  
JR. | 6'3 | G  
BOWLING GREEN, KY.



**12**  
**TERRION MURDIX**  
GR. | 6'1 | G  
SPRINGFIELD, ILL.



**13**  
**JULIUS THEDFORD**  
FR. | 6'4 | G  
MEMPHIS, TENN.



**15**  
**JACK EDELEN**  
SO. | 6'10 | G  
LOUISVILLE, KY.



**21**  
**LEEROY ODIAH**  
SR. | 6'11 | F/C  
TRALEE, IRELAND



**22**  
**JAYLEN DORSEY**  
SR. | 6'5 | G  
BEREA, KY.



**23**  
**ENOCH KALAMBAY**  
SR. | 6'0 | G  
GATINEAU, QUEBEC, CANADA



**24**  
**TYRONE MARSHALL JR.**  
GR. | 6'7 | F  
NASHVILLE, TENN.



**30**  
**TEAGAN MOORE**  
SO. | 6'5 | G  
DRY RIDGE, KY.



**31**  
**TYLER OLDEN**  
SR. | 6'0 | G  
SCOTTSDALE, ARIZ.



### SERIES HISTORY

Kentucky Leads 5-2

#### SERIES BREAKDOWN

Overall .....	UK leads 5-2
Streak.....	L2
Last 5.....	1-4
Last Meeting.....	L, 60-95 (12/22/21)
First Meeting.....	W, 107-83 (3/18/71)
Home/ Away Record.....	H: 0-0 / A: 1-2 / N: 1-3

### EXPERIENCE IS KEY

- ▶ WKU is one of the two oldest/most experienced teams in all of NCAA Division I college basketball.
- ▶ The Hilltoppers are joined by fellow bluegrass mate Louisville, as the two programs tout the most experienced rosters in the nation
- ▶ Led by senior Don McHenry who averaged 15.1 points per game in his junior year campaign.
- ▶ The Hilltoppers added three senior transfers during the offseason: Braxton Bayless (Niagara), Blaise Keita (Nebraska), and Leeroy Odiahi (ODU)

### ALL-CUSA TOPS

- Don McHenry and Tyrone Marshall Jr. were named Preseason All-CUSA entering the 2024-25 season
- Both players were honored with postseason accolades, with McHenry earning All-CUSA First-team honors and Marshall earning All-CUSA honorable mention

### A WIN WOULD...

- ▶ Improve WKU to 4-2 overall and 1-1 in road contests.
- ▶ Give the Tops their first win against the Wildcats since Nov. 15, 2001 when WKU defeated Kentucky 64-52 in the NABC Classic in Lexington.

### TOPS ON THE LEADERBOARD

- ▶ Jalen Jackson's +5 assist-to-turnover ratio is the second best in CUSA and 21st nationally.
- ▶ Don McHenry's 34 total field goals ranks third in CUSA.
- ▶ Tyrone Marshall Jr. averages 6.4 defensive rebounds per game which is second in CUSA and 60th in the nation.

20+ WIN SEASONS
KENTUCKY - 66
NORTH CAROLINA - 64
DUKE - 58
UCLA - 53
KANSAS - 52
LOUISVILLE - 49
<b>WKU - 48</b>
VILLANOVA - 45
NOTRE DAME - 43
NC STATE - 43

### WE ARE WKU

Western Kentucky University has a long and storied history across its 16 Division I NCAA programs.

Please refrain from using any of the following variations:  
W. Kentucky    Western Ky.    Western

We respectfully ask that you refer to our men's basketball program as the **WKU Hilltoppers** or **Hilltopper Basketball**.

- ▶ Three Tops earned CUSA Player of the Week honors in 2023-24
- ▶ Don McHenry earned the award twice - first on Dec. 18 after a 30-point performance in a win over Wright State, then again on Feb. 12 after a pair of 20+ point outings on the road at LA Tech and Jax State
- ▶ Khristian Lander earned the weekly award on Jan. 1 following a season-high 18 assists and 10 rebounds against Abilene Christian

#### CUSA POTW HONORS

Don McHenry - 02/12/24 | Khristian Lander - 01/01/24 | Don McHenry - 12/18/23

- ▶ Teagan Moore earned CUSA Freshman of the Week honors twice in 2023-24 – first on Feb. 19 after helping the Tops to a 2-0 mark at home against UTEP and New Mexico State, then again on March 10 to wrap the season
- ▶ Moore posted a season-high 16 points off 5-for-7 shooting from the field and 6-of-7 from the free-throw line in a 90-80 win over UTEP, then followed the performance with a team-high 12 points off 4-for-7 shooting and 3-of-3 free throws in a 73-59 win against New Mexico State

#### CUSA POTW HONORS

Teagan Moore - 02/19/24 | Teagan Moore 03/10/24

### OFFENSIVE FIREPOWER

- ▶ WKU is averaging 31.8 bench points per game which ranks first in CUSA.
- ▶ The long ball has proven effective for the Hilltoppers as they rank third in CUSA in three-pointers per game with 9.8.
- ▶ WKU ranks fourth in CUSA in fastbreak points, managing an average of 13.8 per game.

### MCHENRY THE MAGICIAN

- ▶ A former NJCAA First-Team All-American and All-CUSA First-Team selection in 2023-24, Don McHenry led WKU in scoring last season and finished as the third-leading scorer in CUSA (15.2 PPG).
- ▶ McHenry held the third-best FG% in CUSA with a .466% mark from the field and second-best FT% with a .859% mark from the stripe.
- ▶ Led the team in assists (79) and ranked 13th in CUSA.
- ▶ 2x CUSA Player of the Week honors on Dec. 18 and Feb. 12.
- ▶ Starting all 33 outings for the Hilltoppers in 2023-24, McHenry led the team in average minutes at 27.6 per contest.
- ▶ McHenry notched 32 steals on the year, good for third-most on the team.

### DEFENDING DIDDLE

- ▶ WKU finished with a 12-2 overall record at home in Diddle Arena in 2023-24
- ▶ The Tops charted a 9-0 record in Diddle Arena before narrowly falling to Sam Houston, 79-77, on Feb. 1

### CONTACT INFO

#### MBB Primary Media Contact:

Seth-Patrick Holman  
Director, Creative Services & Brand Advancement  
Email: seth-patrick.holman@wku.edu    Mobile: (770) 826-2984

#### MBB Secondary Media Contact:

Will Gerber  
Email: will.gerber637@topper.wku.edu    Mobile: (502) 612-4862





### THE PLONA FILE

**RECORD AT WKU: 3-2  
(FIRST SEASON AS HC)**

**PERSONAL**

**Hometown:** Avon, Connecticut  
**College:** Providence '07

**COACHING CAREER**

**2007-09:** Providence (graduate assistant)

**2009-10:** Arkansas Fort Smith (assistant)

**2010-11:** Indian Hills CC (assistant coach)

**201-15:** South Plains College (assistant coach)

**2015-23:** Indian Hills CC (head coach)

**2023-24:** WKU (assistant coach)

**2024-Present:** WKU (head coach)

## HEAD COACH

# HANK PLONA

Hank Plona was named the 17th head coach in WKU Basketball History on Tuesday (April 2). Plona came to The Hill as an assistant in 2023. Prior to WKU, Plona was the head coach at Indian Hills (Iowa) Community College.

In eight seasons as a head coach, Plona has won 86.5% of his games and led Indian Hills to eight consecutive ICCAC regular-season titles, six postseason conference titles and the NJCAA National Tournament seven times.

“Hank Plona is a winner,” Stewart said. “He played an integral role in many areas of our program during this past championship season, and I am confident under his leadership we will continue to build on the strong momentum that has been established. His incredible winning percentage over his previous eight years as head coach at Indian Hills speaks for itself, and he has a proven history of strong recruiting and player development. His career path prior to joining WKU coupled with the vital role he played this past season has prepared him well for this opportunity. I am excited for the future of our basketball program under his direction.”

“The WKU basketball team’s momentum is strong, coming off its first NCAA tournament appearance since 2013, and I am confident that Hank Plona is the right person to continue this trajectory,” WKU President Timothy C. Caboni said. “His passion, expertise and vision align perfectly with the ambitions of WKU. He brings to the table a familiarity with the program that will enable players and staff to continue striving for excellence. Our program is steeped in history, and I am delighted that Hank has accepted the offer to become WKU’s next head coach.”

“I’m incredibly honored to be chosen as the next head coach at Western Kentucky,” Plona said. “Thank you to Athletic Director Todd Stewart and President Tim Caboni for trusting me with this opportunity. I’d also be remiss if I didn’t thank Steve Lutz for the opportunity to come to WKU a year ago and wish him and his family well at Oklahoma State.”

“My staff and I haven’t stopped working since the day we got back from Indianapolis and the NCAA Tournament and we are eager to build upon the success of the 2023-24 season into the future. We will continue working tirelessly on the recruiting trail – both in retaining current Hilltoppers and identifying future ones.

“Our team will continue to be one that you can be proud to cheer for. We will play an exciting, fast-paced style of basketball, we will excel in the classroom and graduate our student-athletes, and we will be active on campus and in the community. Our players will represent WKU and this community with class in everything we do.”

Last season as an assistant coach at Western Kentucky, Plona was integral in the Hilltoppers returning to the NCAA Tournament for the first since 2013. The Tops led the country in adjusted tempo (75.2 possessions per game, per KenPom) and averaged 80.2 points per game, their most since the 1994-95 season (80.4 ppg) and best in Conference USA. Overall, WKU went 22-12 and won the Conference USA Tournament as the league’s No. 3 seed.

One of Plona’s All-American stars from Indian Hills, Don McHenry,





was named All-CUSA, first team All-District, and CUSA Tournament MVP. The Milwaukee, Wisconsin native started all 34 games for the Hilltoppers in 2023-24, averaging a team-best 15.1 points per game. He also led the Hilltoppers with 81 assists, shooting 46.1% from the field, 36.2% from three and 85.9% from the free throw line. Plona also coached Enoch Kalambay at Indian Hills. Kalambay played in all 34 games for WKU this past season, starting eight, while averaging 6.2 points per game and 4.6 rebounds per game in 18.3 minutes per game.

Depth was a hallmark of WKU's success during the 2023-24 season, as the Hilltoppers were 17th nationally in bench scoring at 28.8 points per game. Eight players averaged at least 18 minutes per game and six Hilltoppers averaged over 8 ppg.

In his eight seasons as head coach at Indian Hills, Plona coached the Warriors to a 225-35 (.865) record. IHCC qualified for the NJCAA National Tournament in seven of those eight seasons. Plona led the team to eight consecutive ICCAC regular-season titles, six post-season conference titles and four district championships.

In his last season, Plona led Indian Hills to a semifinal run at the 2023 NJCAA National Tournament, the team's best finish since 2014. They were ranked No. 1 in six different polls during Plona's tenure and ranked in the national rankings all but one week, including 39 Top-10 rankings and 18 Top-five rankings over his last four seasons alone.

Plona coached 12 All-Americans in his time at IHCC, along with 42 All-Region performers. A total of 59 of his players moved on from IHCC to Division I schools, and nearly 20 of those former Warriors are currently playing professionally around the globe. One hundred twenty-three student-athletes garnered Iowa Community College Athletic Conference (ICCAAC) All-Academic honors for their work in the classroom. As a team, the Warriors were named an NJCAA Academic Team of the Year during the 2021-22 campaign.

Plona was named the ICCAC Coach of the Year on four separate occasions while earning five NJCAA District Coach of the Year honors. Under Plona's tutelage, six consecutive Indian Hills Men's Basketball players were named ICCAC DI Men's Basketball Players of the Year. Along with the success of moving players on to the next level, Plona has seen an abundance of former assistant coaches earn spots at high-level programs throughout the country.

Notably, Tomas Woldetensae landed with 2019 National Champion Virginia, while the following season, Tyon Grant-Foster was sought out by Bill Self and the Kansas Jayhawks. Recent seasons also saw three former IHCC players join Power Five schools in Maurice Calloo (Oregon State), Chris Payton (Pittsburgh) and J'Vonne Hadley (Colorado).

Prior to his first head coaching job, Plona was an assistant coach at South Plains College in Levelland, Texas for four seasons. The team made three national tournament appearances in Plona's four seasons there, winning the national title in 2012 with an undefeated record. His team also made it to the championship game in 2015, just prior to Plona being named head coach at Indian Hills.

Plona spent one season as an assistant coach at IHCC (2010-11) and one as an assistant coach at Arkansas Fort-Smith (2009-10).

The Avon, Connecticut, native was a student manager and graduate assistant at Providence College under Tim Welsh and Keno Davis.

## HEAD COACHING RECORD

<b>2015-16:</b> Indian Hills .....	29-5 (NJCAA 1st Round)
<b>2016-17:</b> Indian Hills .....	29-5 (NJCAA 1st Round)
<b>2017-18:</b> Indian Hills .....	33-1 (NJCAA 2nd Round)
<b>2018-19:</b> Indian Hills .....	27-7 (NJCAA 2nd Round)
<b>2019-20:</b> Indian Hills .....	30-3 (COVID-19)
<b>2020-21:</b> Indian Hills .....	21-3
<b>2021-22:</b> Indian Hills .....	27-6 (NJCAA 2nd Round)
<b>2021-22:</b> Indian Hills .....	29-5 (NJCAA Final Four)

## PLONA'S COACHING ACCOLADES

### CHAMPIONSHIPS

- **ICAC CONFERENCE CHAMPIONSHIPS**  
(2016, 2017, 2018, 2019, 2020, 2021, 2022, 2023)
- **NJCAA DISTRICT CHAMPIONS**  
(2017, 2018, 2020, 2022)

### POSTSEASON EXPERIENCE AS HEAD COACH

- **NJCAA** (2016, 2017, 2018, 2019, 2020, 2022, 2023)
- **NJCAA FINAL FOUR** (2023)

### AS ASSISTANT

- **NCAA** (2024)

### AWARDS

- **ICCAC COACH OF THE YEAR**(2018)
- **ICCAC COACH OF THE YEAR**(2020)
- **ICCAC COACH OF THE YEAR**(2021)
- **ICCAC COACH OF THE YEAR**(2022)



# WKU HILLTOPPER BASKETBALL


## NCAA Tournament History




**NCAA TOURNAMENT (24 APPEARANCES • 15-23 RECORD)**

Year	Region	Location	Date	WKU Seed	Opponent	Opp. Seed	Result
1940	E. Playoff*	Indianapolis, Ind.	03/23	N/A	Duquesne	N/A	L, 29-30
1960	Midwest (third)	Lexington, Ky.	03/08	N/A	Miami (Fla.)	N/A	W, 107-84
		Louisville, Ky.	03/11	N/A	Ohio State	N/A	L, 79-98
			03/12	N/A	Ohio University	N/A	W, 97-87
1962	Midwest (fourth)	Lexington, Ky.	03/12	N/A	Detroit	N/A	W, 90-81
		Iowa City, Iowa	03/16	N/A	Ohio State	N/A	L, 73-93
			03/17	N/A	Butler	N/A	L, 86-87 (ot)
1966	Midwest (third)	Kent, Ohio	03/07	N/A	Loyola (Ill.)	N/A	W, 105-86
		Iowa City, Iowa	03/11	N/A	Michigan	N/A	L, 79-80
			03/12	N/A	Dayton	N/A	W, 82-68
1967	Midwest	Lexington, Ky.	03/11	N/A	Dayton	N/A	L, 67-69 (ot)
1970	Midwest	Dayton, Ohio	03/07	N/A	Jacksonville	N/A	L, 96-109
1971#	Midwest (Final Four)	South Bend, Ind.	03/13	N/A	Jacksonville	N/A	W, 74-72
		Athens, Ga.	03/18	N/A	Kentucky	N/A	W, 107-83
			03/20	N/A	Ohio State	N/A	W, 81-78 (ot)
		Houston, Texas	03/25	N/A	Villanova	N/A	L, 89-92 (2ot)
			03/27	N/A	Kansas	N/A	W, 77-75
1976	Midwest	Dayton, Ohio	03/13	N/A	Marquette (N/A)	N/A	L, 60-79
1978	Midwest	Knoxville, Tenn.	03/11	N/A	Syracuse (N/A)	N/A	W, 87-86 (ot)
		Dayton, Ohio	03/16	N/A	Michigan St. (N/A)	N/A	L, 69-90
1980	Midwest	Bowling Green, Ky.	03/07	10	Virginia Tech	7	L, 85-89 (ot)
1981	Midwest	Tuscaloosa, Ala.	03/13	10	UAB	7	L, 68-93
1986	Southeast	Charlotte, N.C.	03/14	8	Nebraska	9	W, 67-59
			03/16	1	Kentucky	1	L, 64-71
1987	East	Syracuse, N.Y.	03/13	10	West Virginia	7	W, 64-62
			03/15	2	Syracuse	2	L, 86-104
1993	Southeast (Sweet 16)	Orlando, Fla.	03/18	7	Memphis State	10	W, 55-52
			03/20	2	Seton Hall	2	W, 72-68
		Charlotte, N.C.	03/25	3	Florida State	3	L, 78-81 (ot)
1994	Midwest	Wichita, Kan.	03/17	11	Texas	6	L, 77-91
1995	Midwest	Dayton, Ohio	03/16	8	Michigan	9	W, 82-76 (ot)
			03/18	1	Kansas	1	L, 70-75
2001	South	New Orleans, La.	03/15	14	Florida	3	L, 56-69
2002	Midwest	St. Louis, Mo.	03/14	9	Stanford	8	L, 68-84
2003	West	Indianapolis, Ind.	03/20	13	Illinois	4	L, 60-65
2008	West (Sweet 16)	Tampa, Fla.	03/21	12	Drake	5	W, 101-99 (ot)
			03/23	13	San Diego	13	W, 72-63
		Phoenix, Ariz.	03/27	1	UCLA	1	L, 78-88
2009	South	Portland, Ore.	03/19	12	Illinois	5	W, 76-72
			03/21	4	Gonzaga	4	L, 81-83
2012	South	Dayton, Ohio	03/13	16	Mississippi Valley St.	16	W, 59-58^
		Louisville, Ky.	03/15	1	Kentucky	1	L, 66-81
2013	South	Kansas City, Mo.	03/22	16	Kansas	1	L, 57-64
2024	South	Indianapolis	03/22	15	Marquette	2	L, 69-87

(\*) South Representative  
 (#) Games vacated due to NCAA sanctions  
 (^) trailed by 16 points with 4:51 to play; largest comeback in NCAA Tournament history with under 5:00 remaining in a game



**Above:** Ty Rogers made the game-winning 3-pointer in WKU's 101-99 overtime victory over Drake in the first round of the 2008 NCAA Tournament. The Hilltoppers advanced to the Sweet 16 that season. **Below:** Rogers was recognized at E.A. Diddle Arena on Feb. 28, 2024, during WKU's game against Louisiana Tech for his recent induction in the KHSAA Hall of Fame.



### WKU IN THE NCAA TOURNAMENT

**APPEARANCES: 24**

**NCAA TOURNAMENT:** 1940, 1960, 1962, 1966, 1967, 1970, 1971#, 1976, 1978, 1980, 1981, 1986, 1987, 1993, 1994, 1995, 2001, 2002, 2003, 2008, 2009, 2012, 2013, 2024

**SECOND ROUND\*:** 1960, 1962, 1966, 1971#, 1978, 1986, 1987, 1993, 1995, 2008, 2009

**SWEET 16:** 1960, 1962, 1966, 1971#, 1978, 1993, 2008

**FINAL FOUR:** 1971#

(\*) Known as "third round" from 2011-15 tournaments and was equivalent to "round of 32"

(#) Vacated due to NCAA sanctions



**2024-25 NON-CONFERENCE SLATE**

» **REMATCH WITH THE SHOCKERS**

WKU men’s basketball fell to Wichita State, 91-84, to open the 2024-25 season. Senior forward Babacar Faye posted a career night, charting 28 points and surpassing his previous game high of 15. Senior guard Don McHenry and freshman guard Julius Thedford also added double-figure point totals in the loss, tallying 21 and 11, respectively.

» **WESTERN KENTUCKY OUT WEST**

WKU fell to Grand Canyon, 74-72, in their first road game on Nov. 9. A total of three Hilltoppers managed double figures in the scoring column in the loss, with Don McHenry leading WKU with 23 points along with five rebounds, one assist and a steal.

» **PLONA AND TOPS GET FIRST WIN**

Hilltopper Basketball defeated Campbellsville, 104-76, on Tuesday night in Diddle Arena with help from a career-best 23-point total by Khristian Lander. The win improves WKU to 1-2 overall and marks the first win of head coach Hank Plona’s tenure with the Hilltoppers.

» **TOPS BEAT BISONS**

WKU secured a 66-61 win over Lipscomb on Sunday afternoon in Diddle Arena to improve to 2-2 on the season. Don McHenry led the Hilltoppers’ efforts in the victory, posting a game-high 21 points with two steals, a pair of blocks and a rebound.

» **WKU TOPS THE TIGERS**

The Hilltoppers posted a 79-62 win over Jackson State on Wednesday night in Diddle Arena to improve to 3-2 on the year. Khristian Lander led the offensive charge for WKU for the second time this season, charting 15 points off a 4-of-5 night from beyond the arc.

**CLOSING NON-CONFERENCE**

» **TOPS HOST HERD**

WKU returns home on Nov. 30 and will host former CUSA rival Marshall for the first time since 2022. The Hilltoppers hold a 22-12 all-time advantage against the Herd in a series dating back to 1944 and will look to extend a current seven-game winning streak facing the opponent. That matchup will cap off an exciting day on The Hill, as Hilltopper Football hosts Jax State for Senior Day earlier in the day.

» **TRIP TO EVANSVILLE**

The Tops travel to Evansville on Dec. 7 in what will serve as the first matchup against the Purple Aces since 2009. WKU holds a 40-20 all-time advantage in the series dating back to 1927.

» **HOME SWEET HOME**

WKU enters a four-game home stand beginning with a matchup vs. Tennessee State on Dec. 10. The Hilltoppers currently hold a perfect 9-0 mark all-time when facing the Tigers.

» **BATTLE FOR U.S. 68**

WKU hosts historic rival Murray State on Dec. 14 for the 154th all-time meeting between the programs. The Tops traveled to Murray last season and defeated the Racers, 86-81, in CFSB Center.

The Hilltoppers’ series with the Racers serves as the second-most played series in the program’s history and dates back to 1932. The teams competed as members of the Ohio Valley Conference (OVC) from 1948 to 1982. WKU holds a 99-54 advantage over Murray State and a 59-13 all-time mark when hosting the matchup in Bowling Green.

» **CUSA V. WAC CHALLENGE**

WKU welcomes Seattle to Diddle Arena on Dec. 17 for the first-ever meeting between the programs.

» **WKU VS KWC**

The Tops wrap the home portion of non-conference play by hosting Kentucky Wesleyan on Dec. 21. The Hilltoppers previously defeated the Panthers in a 90-64 win to open the 2023-24 season. The victory improved the Tops’ all-time mark facing Kentucky Wesleyan to 27-9 in a series dating back to 1922.

» **WKU VS THE WOLVERINES**

WKU will close its slate of non-conference competition with a road battle against Michigan on Dec. 29 in Ann Arbor. The Hilltoppers are 2-3 all time in games against the Wolverines. WKU previously faced Michigan in 2008 and secured a 73-69 win at the Great Alaska Shootout in Anchorage.





**FLORIDA INTERNATIONAL**  
Panthers  
University Park, Fla.  
Public Institution  
Enrollment: 58,064  
CUSA Member since 2013-14



**JAX STATE**  
Gamecocks  
Jacksonville, Ala.  
Public Institution  
Enrollment: 9,328  
New member in 2023-24



**KENNESAW STATE**  
Owls  
Kennesaw, Ga.  
Public Institution  
Enrollment: 48,000  
CUSA Member since 2024-25



**LIBERTY**  
Flames  
Lynchburg, Va.  
Private Institution  
Enrollment: 15,000  
New member in 2023-24



**LOUISIANA TECH**  
Bulldogs  
Ruston, La.  
Public Institution  
Enrollment: 12,467  
CUSA Member since 2013-14



**MIDDLE TENNESSEE STATE**  
Blue Raiders  
Murfreesboro, Tenn.  
Public Institution  
Enrollment: 21,913  
CUSA Member since 2013-14



**NEW MEXICO STATE**  
Aggies  
Las Cruces, New Mexico  
Public Institution  
Enrollment: 21,694  
New member in 2023-24



**SAM HOUSTON STATE**  
Bearkats  
Huntsville, Texas  
Public Institution  
Enrollment: 21,679  
New member in 2023-24



**UTEP**  
Miners  
El Paso, Texas  
Public Institution  
Enrollment: 25,151  
CUSA Member since 2005-06



**WESTERN KENTUCKY**  
Hilltoppers  
Bowling Green, Ky.  
Public Institution  
Enrollment: 19,456  
CUSA Member since 2014-15



2024-25 Western Ky. Men's Basketball  
Season/Career Statistics  
All games

Summary

Player	Season Statistics										Career Statistics									
	GP-GS	MIN/G	FG%	3FG%	FT%	R/G	A/G	STL	BLK	PTS/G	GP-GS	MIN/G	FG%	3FG%	FT%	R/G	A/G	STL	BLK	PTS/G
BAYLESS, Braxton	5-3	18.1	.421	.500	.500	2.8	1.8	5	0	4.2	64-24	22.4	.469	.318	.778	2.6	2.1	64	4	8.1
DORSEY, Jaylen	1-0	4.4	.000	.000	.000	1.0	0.0	1	0	0.0	12-0	1.8	.500	.000	.667	0.5	0.1	2	0	0.8
EDELEN, Jack	5-1	10.7	.417	.500	.000	0.4	1.4	2	0	2.8	32-1	9.0	.342	.263	.688	0.6	1.3	14	0	1.3
FAYE, Babacar	5-5	27.2	.480	.400	.758	7.8	1.2	4	5	15.0	104-45	17.2	.548	.095	.676	4.7	0.7	49	56	6.0
JACKSON, Jalen	5-3	16.7	.250	.000	.250	1.6	3.0	5	2	1.4	85-67	24.1	.402	.304	.686	2.5	3.0	115	17	6.3
KALAMBAY, Enoch	5-2	19.1	.481	.429	.857	5.0	1.8	5	0	7.0	39-10	18.4	.495	.280	.683	4.7	1.3	20	7	6.3
KEITA, Blaise	3-0	6.4	.667	.000	.000	2.7	0.0	0	0	2.7	24-5	9.6	.537	.000	.353	3.4	0.5	5	5	2.1
LANDER, Khristian	5-2	23.4	.440	.370	.750	2.8	1.4	8	1	12.0	103-15	14.3	.366	.347	.725	1.4	1.2	52	10	4.8
MARSHALL, Tyrone	5-4	27.4	.357	.222	1.000	7.0	1.6	3	3	7.4	72-37	19.8	.478	.322	.743	3.8	1.4	73	51	6.1
MCHENRY, Don	5-5	26.2	.447	.324	.700	3.2	1.8	11	0	17.2	66-66	28.6	.476	.346	.779	3.1	1.9	76	2	15.3
ODIAHI, Leeroy	4-0	8.1	.500	.000	.000	1.8	0.0	0	2	0.5	28-9	10.4	.565	1.000	.300	2.5	0.1	3	21	1.1
OLDEN, Tyler	2-0	1.1	.333	.333	.000	0.0	0.0	1	0	1.5	19-0	1.5	.238	.278	.000	0.1	0.0	2	0	0.8
THEDFORD, Julius	5-0	19.6	.487	.545	.583	3.2	1.0	3	3	11.4	5-0	19.6	.487	.545	.583	3.2	1.0	3	3	11.4

Scoring

Player	Season Statistics								Career Statistics							
	FG-FGA	FG%	3FG-3FGA	3FG%	FT-FTA	FT%	PTS	PTS/G	FG-FGA	FG%	3FG-3FGA	3FG%	FT-FTA	FT%	PTS	PTS/G
BAYLESS, Braxton	8-19	.421	2-4	.500	3-6	.500	21	4.2	195-416	.469	14-44	.318	112-144	.778	516	8.1
DORSEY, Jaylen	0-1	.000	0-0	.000	0-0	.000	0	0.0	3-6	.500	0-1	.000	4-6	.667	10	0.8
EDELEN, Jack	5-12	.417	4-8	.500	0-0	.000	14	2.8	13-38	.342	5-19	.263	11-16	.688	42	1.3
FAYE, Babacar	24-50	.480	2-5	.400	25-33	.758	75	15.0	221-403	.548	4-42	.095	175-259	.676	621	6.0
JACKSON, Jalen	3-12	.250	0-3	.000	1-4	.250	7	1.4	183-455	.402	21-69	.304	151-220	.686	538	6.3
KALAMBAY, Enoch	13-27	.481	3-7	.429	6-7	.857	35	7.0	91-184	.495	7-25	.280	56-82	.683	245	6.3
KEITA, Blaise	4-6	.667	0-0	.000	0-0	.000	8	2.7	22-41	.537	0-0	.000	6-17	.353	50	2.1
LANDER, Khristian	22-50	.440	10-27	.370	6-8	.750	60	12.0	171-467	.366	86-248	.347	66-91	.725	494	4.8
MARSHALL, Tyrone	15-42	.357	4-18	.222	3-3	1.000	37	7.4	173-362	.478	38-118	.322	52-70	.743	436	6.1
MCHENRY, Don	34-76	.447	11-34	.324	7-10	.700	86	17.2	385-809	.476	84-243	.346	159-204	.779	1013	15.3
ODIAHI, Leeroy	1-2	.500	0-0	.000	0-0	.000	2	0.5	13-23	.565	1-1	1.000	3-10	.300	30	1.1
OLDEN, Tyler	1-3	.333	1-3	.333	0-0	.000	3	1.5	5-21	.238	5-18	.278	0-0	.000	15	0.8
THEDFORD, Julius	19-39	.487	12-22	.545	7-12	.583	57	11.4	19-39	.487	12-22	.545	7-12	.583	57	11.4

Totals

Player	Season Statistics									Career Statistics						
	O-REB	D-REB	TOTAL	PF	FO	A	TO	A/TO	O-REB	D-REB	TOTAL	PF	FO	A	TO	A/TO
BAYLESS, Braxton	2	12	14	10	0	9	6	1.5	25	144	169	98	1	133	118	1.1
DORSEY, Jaylen	1	0	1	0	0	0	0	0.0	4	2	6	1	0	1	4	0.3
EDELEN, Jack	1	1	2	7	0	7	5	1.4	5	14	19	38	0	40	20	2.0
FAYE, Babacar	15	24	39	7	0	6	6	1.0	182	303	485	200	3	74	117	0.6
JACKSON, Jalen	1	7	8	8	0	15	3	5.0	49	161	210	234	9	251	157	1.6
KALAMBAY, Enoch	3	22	25	7	0	9	8	1.1	41	141	182	60	1	49	51	1.0
KEITA, Blaise	4	4	8	3	0	0	4	0.0	26	56	82	25	0	11	14	0.8
LANDER, Khristian	0	14	14	10	0	7	5	1.4	21	127	148	184	5	123	117	1.1
MARSHALL, Tyrone	3	32	35	8	0	8	6	1.3	51	226	277	97	1	101	73	1.4
MCHENRY, Don	8	8	16	7	0	9	7	1.3	49	153	202	118	1	125	132	0.9
ODIAHI, Leeroy	1	6	7	2	0	0	1	0.0	25	45	70	52	1	2	20	0.1
OLDEN, Tyler	0	0	0	0	0	0	0	0.0	0	2	2	1	0	0	0	0.0
THEDFORD, Julius	1	15	16	12	1	5	7	0.7	1	15	16	12	1	5	7	0.7



2024-25 Western Ky. Men's Basketball  
Team Overall Conference  
All games

Summary

Player	Overall Statistics										Conference Statistics									
	GP-GS	MIN/G	FG%	3FG%	FT%	R/G	A/G	STL	BLK	PTS/G	GP-GS	MIN/G	FG%	3FG%	FT%	R/G	A/G	STL	BLK	PTS/G
MCHENRY, Don	5-5	26.2	.447	.324	.700	3.2	1.8	11	0	17.2	0-0	0.0	.000	.000	.000	0.0	0.0	0	0	0.0
FAYE, Babacar	5-5	27.2	.480	.400	.758	7.8	1.2	4	5	15.0	0-0	0.0	.000	.000	.000	0.0	0.0	0	0	0.0
LANDER, Khristian	5-2	23.4	.440	.370	.750	2.8	1.4	8	1	12.0	0-0	0.0	.000	.000	.000	0.0	0.0	0	0	0.0
THEDFORD, Julius	5-0	19.6	.487	.545	.583	3.2	1.0	3	3	11.4	0-0	0.0	.000	.000	.000	0.0	0.0	0	0	0.0
MARSHALL, Tyrone	5-4	27.4	.357	.222	1.000	7.0	1.6	3	3	7.4	0-0	0.0	.000	.000	.000	0.0	0.0	0	0	0.0
KALAMBAY, Enoch	5-2	19.1	.481	.429	.857	5.0	1.8	5	0	7.0	0-0	0.0	.000	.000	.000	0.0	0.0	0	0	0.0
BAYLESS, Braxton	5-3	18.1	.421	.500	.500	2.8	1.8	5	0	4.2	0-0	0.0	.000	.000	.000	0.0	0.0	0	0	0.0
EDELEN, Jack	5-1	10.7	.417	.500	.000	0.4	1.4	2	0	2.8	0-0	0.0	.000	.000	.000	0.0	0.0	0	0	0.0
KEITA, Blaise	3-0	6.4	.667	.000	.000	2.7	0.0	0	0	2.7	0-0	0.0	.000	.000	.000	0.0	0.0	0	0	0.0
OLDEN, Tyler	2-0	1.1	.333	.333	.000	0.0	0.0	1	0	1.5	0-0	0.0	.000	.000	.000	0.0	0.0	0	0	0.0
JACKSON, Jalen	5-3	16.7	.250	.000	.250	1.6	3.0	5	2	1.4	0-0	0.0	.000	.000	.000	0.0	0.0	0	0	0.0
ODIAHI, Leeroy	4-0	8.1	.500	.000	.000	1.8	0.0	0	2	0.5	0-0	0.0	.000	.000	.000	0.0	0.0	0	0	0.0
DORSEY, Jaylen	1-0	4.4	.000	.000	.000	1.0	0.0	1	0	0.0	0-0	0.0	.000	.000	.000	0.0	0.0	0	0	0.0
<b>Totals</b>	<b>5</b>		<b>.440</b>	<b>.374</b>	<b>.699</b>	<b>41.0</b>	<b>15.0</b>	<b>48</b>	<b>16</b>	<b>81.0</b>	<b>0</b>		<b>.000</b>	<b>.000</b>	<b>.000</b>	<b>0.0</b>	<b>0.0</b>	<b>0</b>	<b>0</b>	<b>0.0</b>
<b>Opponent</b>	<b>5</b>		<b>.403</b>	<b>.313</b>	<b>.734</b>	<b>39.2</b>	<b>14.2</b>	<b>41</b>	<b>26</b>	<b>72.8</b>	<b>0</b>		<b>.000</b>	<b>.000</b>	<b>.000</b>	<b>0.0</b>	<b>0.0</b>	<b>0</b>	<b>0</b>	<b>0.0</b>

Scoring

Player	Overall Statistics								Conference Statistics							
	FG-FGA	FG%	3FG-3FGA	3FG%	FT-FTA	FT%	PTS	PTS/G	FG-FGA	FG%	3FG-3FGA	3FG%	FT-FTA	FT%	PTS	PTS/G
MCHENRY, Don	34-76	.447	11-34	.324	7-10	.700	86	17.2	0-0	.000	0-0	.000	0-0	.000	0	0.0
FAYE, Babacar	24-50	.480	2-5	.400	25-33	.758	75	15.0	0-0	.000	0-0	.000	0-0	.000	0	0.0
LANDER, Khristian	22-50	.440	10-27	.370	6-8	.750	60	12.0	0-0	.000	0-0	.000	0-0	.000	0	0.0
THEDFORD, Julius	19-39	.487	12-22	.545	7-12	.583	57	11.4	0-0	.000	0-0	.000	0-0	.000	0	0.0
MARSHALL, Tyrone	15-42	.357	4-18	.222	3-3	1.000	37	7.4	0-0	.000	0-0	.000	0-0	.000	0	0.0
KALAMBAY, Enoch	13-27	.481	3-7	.429	6-7	.857	35	7.0	0-0	.000	0-0	.000	0-0	.000	0	0.0
BAYLESS, Braxton	8-19	.421	2-4	.500	3-6	.500	21	4.2	0-0	.000	0-0	.000	0-0	.000	0	0.0
EDELEN, Jack	5-12	.417	4-8	.500	0-0	.000	14	2.8	0-0	.000	0-0	.000	0-0	.000	0	0.0
KEITA, Blaise	4-6	.667	0-0	.000	0-0	.000	8	2.7	0-0	.000	0-0	.000	0-0	.000	0	0.0
OLDEN, Tyler	1-3	.333	1-3	.333	0-0	.000	3	1.5	0-0	.000	0-0	.000	0-0	.000	0	0.0
JACKSON, Jalen	3-12	.250	0-3	.000	1-4	.250	7	1.4	0-0	.000	0-0	.000	0-0	.000	0	0.0
ODIAHI, Leeroy	1-2	.500	0-0	.000	0-0	.000	2	0.5	0-0	.000	0-0	.000	0-0	.000	0	0.0
DORSEY, Jaylen	0-1	.000	0-0	.000	0-0	.000	0	0.0	0-0	.000	0-0	.000	0-0	.000	0	0.0
<b>Totals</b>	<b>149-339</b>	<b>.440</b>	<b>49-131</b>	<b>.374</b>	<b>58-83</b>	<b>.699</b>	<b>405</b>	<b>81.0</b>	<b>0-0</b>	<b>.000</b>	<b>0-0</b>	<b>.000</b>	<b>0-0</b>	<b>.000</b>	<b>0</b>	<b>0.0</b>
<b>Opponent</b>	<b>127-315</b>	<b>.403</b>	<b>41-131</b>	<b>.313</b>	<b>69-94</b>	<b>.734</b>	<b>364</b>	<b>72.8</b>	<b>0-0</b>	<b>.000</b>	<b>0-0</b>	<b>.000</b>	<b>0-0</b>	<b>.000</b>	<b>0</b>	<b>0.0</b>





Totals

Player	Overall Statistics									Conference Statistics								
	O-REB	D-REB	TOTAL	PF	FO	A	TO	A/TO	HI PTS	O-REB	D-REB	TOTAL	PF	FO	A	TO	A/TO	HI PTS
MCHENRY, Don	8	8	16	7	0	9	7	1.3	23	0	0	0	0	0	0	0	0.0	0
FAYE, Babacar	15	24	39	7	0	6	6	1.0	28	0	0	0	0	0	0	0	0.0	0
LANDER, Khristian	0	14	14	10	0	7	5	1.4	23	0	0	0	0	0	0	0	0.0	0
THEDFORD, Julius	1	15	16	12	1	5	7	0.7	16	0	0	0	0	0	0	0	0.0	0
MARSHALL, Tyrone	3	32	35	8	0	8	6	1.3	15	0	0	0	0	0	0	0	0.0	0
KALAMBAY, Enoch	3	22	25	7	0	9	8	1.1	11	0	0	0	0	0	0	0	0.0	0
BAYLESS, Braxton	2	12	14	10	0	9	6	1.5	8	0	0	0	0	0	0	0	0.0	0
EDELEN, Jack	1	1	2	7	0	7	5	1.4	8	0	0	0	0	0	0	0	0.0	0
KEITA, Blaise	4	4	8	3	0	0	4	0.0	4	0	0	0	0	0	0	0	0.0	0
OLDEN, Tyler	0	0	0	0	0	0	0	0.0	3	0	0	0	0	0	0	0	0.0	0
JACKSON, Jalen	1	7	8	8	0	15	3	5.0	2	0	0	0	0	0	0	0	0.0	0
ODIAHI, Leeroy	1	6	7	2	0	0	1	0.0	2	0	0	0	0	0	0	0	0.0	0
DORSEY, Jaylen	1	0	1	0	0	0	0	0.0	0	0	0	0	0	0	0	0	0.0	0
<b>Totals</b>	<b>53</b>	<b>152</b>	<b>205</b>	<b>81</b>	<b>1</b>	<b>75</b>	<b>61</b>	<b>1.2</b>	<b>104</b>	<b>0</b>	<b>0</b>	<b>0</b>	<b>0</b>	<b>0</b>	<b>0</b>	<b>0</b>	<b>0.0</b>	<b>0</b>
<b>Opponent</b>	<b>49</b>	<b>147</b>	<b>196</b>	<b>73</b>	<b>0</b>	<b>71</b>	<b>75</b>	<b>0.9</b>	<b>91</b>	<b>0</b>	<b>0</b>	<b>0</b>	<b>0</b>	<b>0</b>	<b>0</b>	<b>0</b>	<b>0.0</b>	<b>0</b>



2024-25 Western Ky. Men's Basketball  
Points-rebounds-assists  
All games

Opponent	Date	Score	Player Statistics														
			0 BAYLESS, BR	1 KEITA, BLAI	2 MCHENRY, DO	3 JACKSON, JA	4 LANDER, KHR	5 FAYE, BABAC	13 THEDFORD, J	15 EDELEN, JAC	21 ODIAHI, LEE	22 DORSEY, JAY	23 KALAMBAY, E	24 MARSHALL, T	31 OLDEN, TYLE		
Wichita St.	11/04/2024	84-91	L	5-7-4	DNP	21-4-4	0-2-0	8-2-2	28-8-1	11-4-0	0-0-0	0-2-0	DNP	9-2-0			
at Grand Canyon	11/09/2024	72-74	L	0-1-0	DNP	23-5-1	2-1-1	11-4-2	9-8-1	9-2-0	0-0-0	DNP	DNP	3-5-2			
Campbellsville	11/12/2024	104-76	W	6-1-1	4-2-0	8-1-3	2-3-8	23-2-2	12-9-1	16-3-2	6-1-3	2-0-0	DNP	10-7-2			
Lipscomb	11/17/2024	66-61	W	2-0-1	0-0-0	21-1-0	1-1-1	3-4-0	17-9-1	9-6-1	0-0-2	0-2-0	DNP	11-10-3			
Jackson St.	11/20/2024	79-62	W	8-5-3	4-6-0	13-5-1	2-1-5	15-2-1	9-5-2	12-1-2	8-1-2	0-3-0	0-1-0	2-1-2			



2024-25 SEASON STATISTICS

Game Records

Record	Overall	Home	Away	Neutral
ALL GAMES	3-2	3-1	0-1	0-0
CONFERENCE	0-0	0-0	0-0	0-0
NON-CONFERENCE	3-2	3-1	0-1	0-0

Score by Periods

Team	1st	2nd	OT	TOT
Western Ky.	193	212	0	405
Opponents	169	195	0	364

Team Box Score

No.	Player	Total			3-Point		F-Throw		Rebounds				PF DQ A TO BLK STL PTS AVG									
		GP-GS	MIN	AVG	FG-FGA	FG%	3FG-3FGA	3FG%	FT-FTA	FT%	OFF	DEF	TOT	AVG	PF	DQ	A	TO	BLK	STL	PTS	AVG
2	MCHENRY, Don	5-5	131:00	26.2	34-76	.447	11-34	.324	7-10	.700	8	8	16	3.2	7	0	9	7	0	11	86	17.2
5	FAYE, Babacar	5-5	135:56	27.2	24-50	.480	2-5	.400	25-33	.758	15	24	39	7.8	7	0	6	6	5	4	75	15.0
4	LANDER, Christian	5-2	117:13	23.4	22-50	.440	10-27	.370	6-8	.750	0	14	14	2.8	10	0	7	5	1	8	60	12.0
13	THEDFORD, Julius	5-0	97:55	19.6	19-39	.487	12-22	.545	7-12	.583	1	15	16	3.2	12	1	5	7	3	3	57	11.4
24	MARSHALL, Tyrone	5-4	137:09	27.4	15-42	.357	4-18	.222	3-3	1.000	3	32	35	7.0	8	0	8	6	3	3	37	7.4
23	KALAMBAY, Enoch	5-2	95:18	19.1	13-27	.481	3-7	.429	6-7	.857	3	22	25	5.0	7	0	9	8	0	5	35	7.0
0	BAYLESS, Braxton	5-3	90:19	18.1	8-19	.421	2-4	.500	3-6	.500	2	12	14	2.8	10	0	9	6	0	5	21	4.2
15	EDELEN, Jack	5-1	53:19	10.7	5-12	.417	4-8	.500	0-0	.000	1	1	2	0.4	7	0	7	5	0	2	14	2.8
1	KEITA, Blaise	3-0	19:18	6.4	4-6	.667	0-0	.000	0-0	.000	4	4	8	2.7	3	0	0	4	0	0	8	2.7
31	OLDEN, Tyler	2-0	02:07	1.1	1-3	.333	1-3	.333	0-0	.000	0	0	0	0.0	0	0	0	0	0	1	3	1.5
3	JACKSON, Jalen	5-3	83:38	16.7	3-12	.250	0-3	.000	1-4	.250	1	7	8	1.6	8	0	15	3	2	5	7	1.4
21	ODIAHI, Leeroy	4-0	32:24	8.1	1-2	.500	0-0	.000	0-0	.000	1	6	7	1.8	2	0	0	1	2	0	2	0.5
22	DORSEY, Jaylen	1-0	04:24	4.4	0-1	.000	0-0	.000	0-0	.000	1	0	1	1.0	0	0	0	0	0	1	0	0.0
Team											13	7	20					3				
<b>Total</b>		<b>5</b>	<b>1000</b>		<b>149-339</b>	<b>.440</b>	<b>49-131</b>	<b>.374</b>	<b>58-83</b>	<b>.699</b>	<b>53</b>	<b>152</b>	<b>205</b>	<b>41.0</b>	<b>81</b>	<b>1</b>	<b>75</b>	<b>61</b>	<b>16</b>	<b>48</b>	<b>405</b>	<b>81.0</b>
<b>Opponents</b>		<b>5</b>	<b>1000</b>		<b>127-315</b>	<b>.403</b>	<b>41-131</b>	<b>.313</b>	<b>69-94</b>	<b>.734</b>	<b>49</b>	<b>147</b>	<b>196</b>	<b>39.2</b>	<b>73</b>	<b>0</b>	<b>71</b>	<b>75</b>	<b>26</b>	<b>41</b>	<b>364</b>	<b>72.8</b>

Team Statistics

	WESTKY	OPP
<b>Scoring</b>	<b>405</b>	<b>364</b>
Points per game	81.0	72.8
Scoring margin	+8.2	-
<b>Field goals-att</b>	<b>149-339</b>	<b>127-315</b>
Field goal pct	.440	.403
<b>3 point fg-att</b>	<b>49-131</b>	<b>41-131</b>
3-point FG pct	.374	.313
3-pt FG made per game	9.8	8.2
<b>Free throws-att</b>	<b>58-83</b>	<b>69-94</b>
Free throw pct	.699	.734
F-Throws made per game	11.6	13.8
<b>Rebounds</b>	<b>205</b>	<b>196</b>
Rebounds per game	41.0	39.2
Rebounding margin	+1.8	-
<b>Assists</b>	<b>75</b>	<b>71</b>
Assists per game	15.0	14.2
<b>Turnovers</b>	<b>61</b>	<b>75</b>
Turnovers per game	12.2	15.0
Turnover margin	+2.8	-
Assist/turnover ratio	1.2	0.9
<b>Steals</b>	<b>48</b>	<b>41</b>
Steals per game	9.6	8.2
<b>Blocks</b>	<b>16</b>	<b>26</b>
Blocks per game	3.2	5.2
<b>Winning streak</b>	<b>3</b>	<b>-</b>
Home win streak	3	-
<b>Attendance</b>	<b>11918</b>	<b>7332</b>
Home games-Avg/Game	4-2980	1-7332
Neutral site-Avg/Game	-	0-0

Team Results

Date	Opponent		Score	Att.
11/04/2024	Wichita St.	L	84-91	4547
11/09/2024	at Grand Canyon	L	72-74	7332
11/12/2024	Campbellsville	W	104-76	2312
11/17/2024	Lipscomb	W	66-61	2712
11/20/2024	Jackson St.	W	79-62	2347



**2024-25 SEASON SCHEDULE RESULTS & LEADERS**

**Game Records**

Record	Overall	Home	Away	Neutral
ALL GAMES	3-2	3-1	0-1	0-0
CONFERENCE	0-0	0-0	0-0	0-0
NON-CONFERENCE	3-2	3-1	0-1	0-0

**Team Results**

Date	Opponent		Score	Att.	High Points	High Rebounds
11/04/2024	Wichita St.	L	84-91	4547	(28) FAYE, Babacar	(8) FAYE, Babacar
11/09/2024	at Grand Canyon	L	72-74	7332	(23) MCHENRY, Don	(8) FAYE, Babacar
						(8) MARSHALL, Tyrone
11/12/2024	Campbellsville	W	104-76	2312	(23) LANDER, Khristian	(9) FAYE, Babacar
11/17/2024	Lipscomb	W	66-61	2712	(21) MCHENRY, Don	(10) KALAMBAY, Enoch
11/20/2024	Jackson St.	W	79-62	2347	(15) LANDER, Khristian	(10) MARSHALL, Tyrone

**Attendance Summary**

	Games	Attend	Avg/Game
Home	4	11918	2980
Away	1	7332	7332
Neutral	0	0	0
<b>Total</b>	<b>5</b>	<b>19250</b>	<b>3850</b>





## BIG RED

### THE SPIRIT OF WESTERN - CHAMPION OF MASCOTS

Big Red, Western Kentucky University's athletic mascot, was born in the fall of 1979 and celebrates its birthday on Dec. 1. Big Red can be best described as the Spirit of Western!

The huge, furry, lovable creature was originally designed and built by WKU student Ralph Carey, ('80 WKU graduate), of Cincinnati, and made its debut during the Hilltoppers' 1979-80 basketball season. Big Red has become a big hit with fans of all ages throughout the state and the nation. Big Red's signature moves are the belly slide and belly shake.

Big Red is an eight-time participant in the Capital One Mascot Challenge and, in 2012, Big Red was named the first member of the Capital One Mascot Hall of Fame.

In 2020, Big Red was the national runner-up in the SiriusXM College Mascot Bracket.

Prior to the 2013 season, *Sports Illustrated* rated Big Red as the number nine mascot in college football. Of course, on The Hill, we all think Big Red is No. 1.


The ultimate fan and supporter of all WKU's intercollegiate sports, Big Red won the "Key to Spirit" award, the highest honor presented to team mascots at the time, at the Universal Cheerleading Association competition in 1980, 1981 and again in 1983.

In the spring of 1990, Big Red reached the "Final Four" of the UCA's second annual national championship event in San Antonio, Texas, taking third-place honors. Then, in the spring of 1996, Big Red reached the "Final Four" of ESPN SportZone's "Battle of the Mascots" in public balloting on the Internet.

Big Red was the centerpiece of ESPN's promotion of the 25,000th Sports Center, airing in August 2002.

In 2005, Big Red placed second at the Universal Cheerleader Association's Summer Camp in Knoxville, Tenn. Also in 2005, Big Red was voted the favorite mascot (of participating schools) at the NCAA Mascot Mania celebration in Indianapolis, Ind.





# #0 Braxton Bayless

Gr. | Guard | 6'2"  
Ankeny, Iowa/ Niagara

## CAREER/SEASON HIGHS

### POINTS

Season 8 (Jackson State 11/20/24)  
Career 22 (at Iona, 01/07/24)

### REBOUNDS

Season 7 (Wichita State, 11/04/24)  
Career 8 (at Siena, 02/05/23)

### FIELD GOALS

Season 2 (Campbellsville, 11/12/24)  
Career 8 (at Manhattan, 1/5/24)

### 3-POINT FIELD GOALS

Season 2 (Jackson State, 11/20/24)  
Career 2 (Jackson State, 11/20/24)

### FREE THROWS

Season 2 (Campbellsville, 11/12/24)  
Career 10 (at Iona, 01/07/24)

### ASSISTS

Season 4 (Wichita State, 11/04/24)  
Career 7 (at Manhattan, 1/5/24)

### BLOCKS

Season  
Career 2 (at Quinnipiac, 2/18/24)

### STEALS

Season 2 (Wichita State, 11/04/24)  
Career 3 (at Quinnipiac, 2/18/24)

### MINUTES PLAYED

Season 25 (Wichita State, 11/04/24)  
Career 39 (at St. Peters, 2/2/24)

## 2024-25 GAME-BY-GAME STATS

### #0 BAYLESS, Braxton


Opponent	Date	GS	MIN	Total		3-Pointers		Free throws		Rebounds				PF	A	TO	BLK	STL	PTS	AVG
				FG-FGA	PCT	3FG-3FGA	PCT	FT-FTA	PCT	OFF	DEF	TOT	AVG							
Wichita St.	11/04/2024	*	24:56	2-6	.333	0-1	.000	1-2	.500	1	6	7	7.0	3	4	3	0	2	5	5.0
at Grand Canyon	11/09/2024		09:54	0-0	.000	0-0	.000	0-2	.000	0	1	1	4.0	3	0	1	0	0	0	2.5
Campbellsville	11/12/2024	*	23:40	2-6	.333	0-1	.000	2-2	1.000	0	1	1	3.0	1	1	1	0	1	6	3.7
Lipscomb	11/17/2024		09:23	1-1	1.000	0-0	.000	0-0	.000	0	0	0	2.3	2	1	1	0	1	2	3.3
Jackson St.	11/20/2024	*	22:26	3-6	.500	2-2	1.000	0-0	.000	1	4	5	2.8	1	3	0	0	1	8	4.2
<b>Totals</b>			<b>90:19</b>	<b>8-19</b>	<b>.421</b>	<b>2-4</b>	<b>.500</b>	<b>3-6</b>	<b>.500</b>	<b>2</b>	<b>12</b>	<b>14</b>	<b>2.8</b>	<b>10</b>	<b>9</b>	<b>6</b>	<b>0</b>	<b>5</b>	<b>21</b>	<b>4.2</b>

### Player Averages

Games Played	Minutes/game	Points/game	FG Pct	3FG Pct	FT Pct	Rebounds/game	Assists/game	Turnovers/game	Assist/Turnover ratio	Steals/game	Blocks/game
5	18.1	4.2	42.1	50.0	50.0	2.8	1.8	1.2	1.5	1.0	0.0

## CAREER STATISTICS

SEASON	TEAM	GP-GS	MIN/AVG	Field Goals		3-Point		F-Throws		Rebounds				Scoring						
				FG-FGA	FG%	3FG-3FGA	3FG%	FT-FTA	FT%	OFF	DEF	TOT	AVG	PF-FO	A	TO	BLK	STL	PTS	AVG
2022-23	Niag	30-20	603/20.1	63-152	.414	2-18	.111	34-46	.739	10	84	94	3.1	32-1	52	47	0	26	162	5.4
2023-24	Niag	29-1	739/25.5	124-245	.506	10-22	.455	75-92	.815	13	48	61	2.1	56-0	72	65	4	33	333	11.5
2024-25	WestKy	5-3	90/18.1	8-19	.421	2-4	.500	3-6	.500	2	12	14	2.8	10-0	9	6	0	5	21	4.2
<b>TOTAL FOR WestKy</b>		<b>5-3</b>	<b>90/18.1</b>	<b>8-19</b>	<b>.421</b>	<b>2-4</b>	<b>.500</b>	<b>3-6</b>	<b>.500</b>	<b>2</b>	<b>12</b>	<b>14</b>	<b>2.8</b>	<b>10-0</b>	<b>9</b>	<b>6</b>	<b>0</b>	<b>5</b>	<b>21</b>	<b>4.2</b>
<b>TOTAL</b>		<b>64-24</b>	<b>1432/22.4</b>	<b>195-416</b>	<b>.469</b>	<b>14-44</b>	<b>.318</b>	<b>112-144</b>	<b>.778</b>	<b>25</b>	<b>144</b>	<b>169</b>	<b>2.6</b>	<b>98-1</b>	<b>133</b>	<b>118</b>	<b>4</b>	<b>64</b>	<b>516</b>	<b>8.1</b>



**#1 Blaise Keita**  
 R-Sr. | Forward/Center | 6'11"  
 Bamako, Republic of Mali/ Nebraska

**CAREER/SEASON HIGHS**

**POINTS**  
 Season 4 (2x, most recent: Jackson St.)  
 Career 14 (Ark. Pine Bluff, 11/20/22)

**REBOUNDS**  
 Season 6 (Jackson State, 11/20/24)  
 Career 12 (Omaha, 11/10/22)

**FIELD GOALS**  
 Season 2 (2x, most recent: Jackson St.)  
 Career 6 (Ark. Pine Bluff, 11/20/22)

**3-POINT FIELD GOALS**  
 Season  
 Career

**FREE THROWS**  
 Season  
 Career 2 (Ark. Pine Bluff, 11/20/22)

**ASSISTS**  
 Season  
 Career 2 (Boston College, 11/30/22)

**BLOCKS**  
 Season  
 Career 2 (Oklahoma, 11/24/22)

**STEALS**  
 Season  
 Career 2 (Wisconsin, 2/11/23)

**MINUTES PLAYED**  
 Season 10 (Campbellsville, 11/12/24)  
 Career 26 (Omaha, 11/10/22)

**2024-25 GAME-BY-GAME STATS**

#1 KEITA, Blaise

Opponent	Date	GS	MIN	Total		3-Pointers		Free throws		Rebounds				PF A TO BLK STL PTS AVG						
				FG-FGA	PCT	3FG-3FGA	PCT	FT-FTA	PCT	OFF	DEF	TOT	AVG	PF	A	TO	BLK	STL	PTS	AVG
Campbellsville	11/12/2024		09:35	2-3	.667	0-0	.000	0-0	.000	1	1	2	2.0	0	0	0	0	0	4	4.0
Lipscomb	11/17/2024		01:28	0-0	.000	0-0	.000	0-0	.000	0	0	0	1.0	1	0	0	0	0	0	2.0
Jackson St.	11/20/2024		08:15	2-3	.667	0-0	.000	0-0	.000	3	3	6	2.7	2	0	4	0	0	4	2.7
<b>Totals</b>		<b>0</b>	<b>19:18</b>	<b>4-6</b>	<b>.667</b>	<b>0-0</b>	<b>.000</b>	<b>0-0</b>	<b>.000</b>	<b>4</b>	<b>4</b>	<b>8</b>	<b>2.7</b>	<b>3</b>	<b>0</b>	<b>4</b>	<b>0</b>	<b>0</b>	<b>8</b>	<b>2.7</b>

Player Averages

Games Played	Minutes/game	Points/game	FG Pct	3FG Pct	FT Pct	Rebounds/game	Assists/game	Turnovers/game	Assist/Turnover ratio	Steals/game	Blocks/game
3	6.4	2.7	66.7	0.0	0.0	2.7	0.0	1.3	0.0	0.0	0.0

**CAREER STATISTICS**

SEASON	TEAM	GP-GS	MIN/AVG	Field Goals		3-Point		F-Throws		Rebounds				PF-FO A TO BLK STL				Scoring		
				FG-FGA	FG%	3FG-3FGA	3FG%	FT-FTA	FT%	OFF	DEF	TOT	AVG	PF	FO	A	TO	BLK	STL	PTS
2022-23	Nebr	21-5	212/10.1	18-35	.514	0-0	.000	6-17	.353	22	52	74	3.5	22-0	11	10	5	5	42	2.0
2024-25	WestKy	3-0	19/6.4	4-6	.667	0-0	.000	0-0	.000	4	4	8	2.7	3-0	0	4	0	0	8	2.7
<b>TOTAL FOR WestKy</b>		<b>3-0</b>	<b>19/6.4</b>	<b>4-6</b>	<b>.667</b>	<b>0-0</b>	<b>.000</b>	<b>0-0</b>	<b>.000</b>	<b>4</b>	<b>4</b>	<b>8</b>	<b>2.7</b>	<b>3-0</b>	<b>0</b>	<b>4</b>	<b>0</b>	<b>0</b>	<b>8</b>	<b>2.7</b>
<b>TOTAL</b>		<b>24-5</b>	<b>231/9.6</b>	<b>22-41</b>	<b>.537</b>	<b>0-0</b>	<b>.000</b>	<b>6-17</b>	<b>.353</b>	<b>26</b>	<b>56</b>	<b>82</b>	<b>3.4</b>	<b>25-0</b>	<b>11</b>	<b>14</b>	<b>5</b>	<b>5</b>	<b>50</b>	<b>2.1</b>





# #2 Don McHenry

Senior | Guard | 6'2"  
Milwaukee, Wis. | Indian Hills CC

## CAREER/SEASON HIGHS

**POINTS**  
Season 23 (at Grand Canyon, 11/9/24)  
Career 30 (at Wright State, 12/12/23)

**REBOUNDS**  
Season 5 (Jackson State, 11/20/24)  
Career 8 (Marquette, 3/22/24)

**FIELD GOALS**  
Season 9 (Lipscomb, 11/17/24)  
Career 12 (at Wright State, 12/12/23)

**3-POINT FIELD GOALS**  
Season 3 (Lipscomb, 11/17/24)  
Career 5 (MTSU, 2/3/24)

**FREE THROWS**  
Season 4 (Wichita State, 11/4/24)  
Career 10 (Bowling Green, 11/24/23)

**ASSISTS**  
Season 4 (Wichita State, 11/4/24)  
Career 6 (FIU, 1/25/24)

**BLOCKS**  
Season  
Career 1 (at Liberty, 3/9/24)

**STEALS**  
Season 5 (Jackson State, 11/20/24)  
Career 5 (Jackson State, 11/20/24)

**MINUTES PLAYED**  
Season 36 (Wichita State, 11/4/24)  
Career 38 (at Cal Baptist, 12/19/23)

## 2024-25 GAME-BY-GAME STATS

#2 MCHENRY, Don

Opponent	Date	GS	MIN	Total		3-Pointers		Free throws		Rebounds				PF	A	TO	BLK	STL	PTS	AVG
				FG-FGA	PCT	3FG-3FGA	PCT	FT-FTA	PCT	OFF	DEF	TOT	AVG							
Wichita St.	11/04/2024	*	35:38	7-18	.389	3-10	.300	4-5	.800	3	1	4	4.0	1	4	2	0	2	21	21.0
at Grand Canyon	11/09/2024	*	28:15	9-16	.563	3-6	.500	2-3	.667	2	3	5	4.5	3	1	4	0	1	23	22.0
Campbellsville	11/12/2024	*	20:19	3-6	.500	1-3	.333	1-2	.500	1	0	1	3.3	1	3	0	0	1	8	17.3
Lipscomb	11/17/2024	*	25:36	9-19	.474	3-8	.375	0-0	.000	0	1	1	2.8	2	0	1	0	2	21	18.3
Jackson St.	11/20/2024	*	21:13	6-17	.353	1-7	.143	0-0	.000	2	3	5	3.2	0	1	0	0	5	13	17.2
<b>Totals</b>			<b>5 131:00</b>	<b>34-76</b>	<b>.447</b>	<b>11-34</b>	<b>.324</b>	<b>7-10</b>	<b>.700</b>	<b>8</b>	<b>8</b>	<b>16</b>	<b>3.2</b>	<b>7</b>	<b>9</b>	<b>7</b>	<b>0</b>	<b>11</b>	<b>86</b>	<b>17.2</b>

Player Averages

Games Played	Minutes/game	Points/game	FG Pct	3FG Pct	FT Pct	Rebounds/game	Assists/game	Turnovers/game	Assist/Turnover ratio	Steals/game	Blocks/game
5	26.2	17.2	44.7	32.4	70.0	3.2	1.8	1.4	1.3	2.2	0.0

## CAREER STATISTICS

SEASON	TEAM	GP-GS	MIN/AVG	Field Goals		3-Point		F-Throws		Rebounds				Scoring						
				FG-FGA	FG%	3FG-3FGA	3FG%	FT-FTA	FT%	OFF	DEF	TOT	AVG	PF-FO	A	TO	BLK	STL	PTS	AVG
2021-22	Hilo	27-27	814/30.2	157-312	.503	26-79	.329	73-102	.716	22	48	70	2.6	50-0	35	57	0	33	413	15.3
2023-24	WestKy	34-34	939/27.6	194-421	.461	47-130	.362	79-92	.859	19	97	116	3.4	61-1	81	68	2	32	514	15.1
2024-25	WestKy	5-5	131/26.2	34-76	.447	11-34	.324	7-10	.700	8	8	16	3.2	7-0	9	7	0	11	86	17.2
<b>TOTAL FOR WestKy</b>	<b>39-39</b>	<b>1070/27.4</b>	<b>228-497</b>	<b>.459</b>	<b>58-164</b>	<b>.354</b>	<b>86-102</b>	<b>.843</b>	<b>27</b>	<b>105</b>	<b>132</b>	<b>3.4</b>	<b>68-1</b>	<b>90</b>	<b>75</b>	<b>2</b>	<b>43</b>	<b>600</b>	<b>15.4</b>	
<b>TOTAL</b>	<b>66-66</b>	<b>1885/28.6</b>	<b>385-809</b>	<b>.476</b>	<b>84-243</b>	<b>.346</b>	<b>159-204</b>	<b>.779</b>	<b>49</b>	<b>153</b>	<b>202</b>	<b>3.1</b>	<b>118-1</b>	<b>125</b>	<b>132</b>	<b>2</b>	<b>76</b>	<b>1013</b>	<b>15.3</b>	



# #3 Jalen Jackson

5th Year | Guard | 5'11"

San Antonio, Texas | Texas A&M Corpus Christi

## CAREER/SEASON HIGHS

**POINTS**  
 Season 2 (Jackson State, 11/20/24)  
 Career 22 (SEMO, 3/14/23)

**REBOUNDS**  
 Season 3 (Campbellsville, 11/12/24)  
 Career 8 (McNeese, 3/7/23)

**FIELD GOALS**  
 Season 1 (Jackson State, 11/20/24)  
 Career 7 (NW State, 3/8/23)

**3-POINT FIELD GOALS**  
 Season  
 Career 2 (McNeese, 1/28/23)

**FREE THROWS**  
 Season 1 (Lipscomb, 11/17/24)  
 Career 14 (SEMO, 3/14/23)

**ASSISTS**  
 Season 8 (Campbellsville, 11/12/24)  
 Career 8 (Campbellsville, 11/12/24)

**BLOCKS**  
 Season 1 (Lipscomb, 11/17/24)  
 Career 2 (Austin Peay, 12/16/23)

**STEALS**  
 Season 2 (Campbellsville, 11/12/24)  
 Career 5 (at Minnesota, 12/14/21)

**MINUTES PLAYED**  
 Season 24 (at Grand Canyon, 11/9/24)  
 Career 39 (UNC Asheville, 11/26/23)

## 2024-25 GAME-BY-GAME STATS

#3 JACKSON, Jalen

Opponent	Date	GS	MIN	Total		3-Pointers		Free throws		Rebounds				PF	A	TO	BLK	STL	PTS	AVG	
				FG-FGA	PCT	3FG-3FGA	PCT	FT-FTA	PCT	OFF	DEF	TOT	AVG								
Wichita St.	11/04/2024		05:44	0-0	.000	0-0	.000	0-0	.000	0	2	2	2.0	2	0	1	0	0	0	0.0	
at Grand Canyon	11/09/2024	*	24:08	1-2	.500	0-0	.000	0-0	.000	0	1	1	1.5	2	1	0	1	1	2	1.0	
Campbellsville	11/12/2024	*	18:09	1-4	.250	0-2	.000	0-0	.000	0	3	3	2.0	0	8	0	0	2	2	1.3	
Lipscomb	11/17/2024		20:15	0-3	.000	0-0	.000	1-2	.500	0	1	1	1.8	0	1	0	1	1	1	1.3	
Jackson St.	11/20/2024	*	15:21	1-3	.333	0-1	.000	0-2	.000	1	0	1	1.6	4	5	2	0	1	2	1.4	
<b>Totals</b>			<b>3</b>	<b>83:38</b>	<b>3-12</b>	<b>.250</b>	<b>0-3</b>	<b>.000</b>	<b>1-4</b>	<b>.250</b>	<b>1</b>	<b>7</b>	<b>8</b>	<b>1.6</b>	<b>8</b>	<b>15</b>	<b>3</b>	<b>2</b>	<b>5</b>	<b>7</b>	<b>1.4</b>

Player Averages

Games Played	Minutes/game	Points/game	FG Pct	3FG Pct	FT Pct	Rebounds/game	Assists/game	Turnovers/game	Assist/Turnover ratio	Steals/game	Blocks/game
5	16.7	1.4	25.0	0.0	25.0	1.6	3.0	0.6	5.0	1.0	0.4

## CAREER STATISTICS

SEASON	TEAM	GP-GS	MIN/AVG	Field Goals		3-Point		F-Throws		Rebounds				Scoring						
				FG-FGA	FG%	3FG-3FGA	3FG%	FT-FTA	FT%	OFF	DEF	TOT	AVG	PF-FO	A	TO	BLK	STL	PTS	AVG
2021-22	TA&MCC	35-29	846/24.2	77-194	.397	11-32	.344	65-86	.756	20	61	81	2.3	103-4	111	69	6	50	230	6.6
2022-23	TA&MCC	35-33	904/25.8	87-210	.414	10-32	.313	74-106	.698	23	79	102	2.9	91-3	100	70	6	46	258	7.4
2023-24	WestKy	10-2	211/21.1	16-39	.410	0-2	.000	11-24	.458	5	14	19	1.9	32-2	25	15	3	14	43	4.3
2024-25	WestKy	5-3	84/16.7	3-12	.250	0-3	.000	1-4	.250	1	7	8	1.6	8-0	15	3	2	5	7	1.4
<b>TOTAL FOR WestKy</b>		<b>15-5</b>	<b>295/19.7</b>	<b>19-51</b>	<b>.373</b>	<b>0-5</b>	<b>.000</b>	<b>12-28</b>	<b>.429</b>	<b>6</b>	<b>21</b>	<b>27</b>	<b>1.8</b>	<b>40-2</b>	<b>40</b>	<b>18</b>	<b>5</b>	<b>19</b>	<b>50</b>	<b>3.3</b>
<b>TOTAL</b>		<b>85-67</b>	<b>2045/24.1</b>	<b>183-455</b>	<b>.402</b>	<b>21-69</b>	<b>.304</b>	<b>151-220</b>	<b>.686</b>	<b>49</b>	<b>161</b>	<b>210</b>	<b>2.5</b>	<b>234-9</b>	<b>251</b>	<b>157</b>	<b>17</b>	<b>115</b>	<b>538</b>	<b>6.3</b>





# #4 Khristian Lander

5th Year | Guard | 6'3"  
 Evansville, Ind. | Indiana University

## CAREER/SEASON HIGHS

### POINTS

Season 23 (Campbellsville, 11/12/24)  
 Career 23 (Campbellsville, 11/12/24)

### REBOUNDS

Season 4 (Lipscomb, 11/17/24)  
 Career 6 (UTEP, 3/16/24)

### FIELD GOALS

Season 9 (Campbellsville, 11/12/24)  
 Career 9 (Campbellsville, 11/12/24)

### 3-POINT FIELD GOALS

Season 5 (Campbellsville, 11/12/24)  
 Career 5 (Campbellsville, 11/12/24)

### FREE THROWS

Season 3 (Lipscomb, 11/17/24)  
 Career 5 (UTEP, 3/16/24)

### ASSISTS

Season 2 (Campbellsville, 11/12/24)  
 Career 6 (at Sam Houston, 1/10/24)

### BLOCKS

Season 1 (at Grand Canyon, 11/9/24)  
 Career 1 (at Grand Canyon, 11/9/24)

### STEALS

Season 2 (Lipscomb, 11/17/24)  
 Career 4 (UTEP, 3/16/24)

### MINUTES PLAYED

Season 32 (at Grand Canyon, 11/9/24)  
 Career 38 (at New Mexico State, 1/18/24)

## 2024-25 GAME-BY-GAME STATS

### #4 LANDER, Khristian

Opponent	Date	GS	MIN	Total		3-Pointers		Free throws		Rebounds				PF				PTS	AVG	
				FG-FGA	PCT	3FG-3FGA	PCT	FT-FTA	PCT	OFF	DEF	TOT	AVG	A	TO	BLK	STL			
Wichita St.	11/04/2024		23:55	4-11	.364	0-4	.000	0-0	.000	0	2	2	2.0	4	2	2	0	2	8	8.0
at Grand Canyon	11/09/2024	*	32:01	4-12	.333	1-5	.200	2-2	1.000	0	4	4	3.0	3	2	1	1	2	11	9.5
Campbellsville	11/12/2024		23:09	9-13	.692	5-8	.625	0-0	.000	0	2	2	2.7	1	2	1	0	1	23	14.0
Lipscomb	11/17/2024	*	18:15	0-7	.000	0-5	.000	3-4	.750	0	4	4	3.0	2	0	1	0	2	3	11.3
Jackson St.	11/20/2024		19:53	5-7	.714	4-5	.800	1-2	.500	0	2	2	2.8	0	1	0	0	1	15	12.0
<b>Totals</b>			<b>2 117:13</b>	<b>22-50</b>	<b>.440</b>	<b>10-27</b>	<b>.370</b>	<b>6-8</b>	<b>.750</b>	<b>0</b>	<b>14</b>	<b>14</b>	<b>2.8</b>	<b>10</b>	<b>7</b>	<b>5</b>	<b>1</b>	<b>8</b>	<b>60</b>	<b>12.0</b>

### Player Averages

Games Played	Minutes/game	Points/game	FG Pct	3FG Pct	FT Pct	Rebounds/game	Assists/game	Turnovers/game	Assist/Turnover ratio	Steals/game	Blocks/game
5	23.4	12.0	44.0	37.0	75.0	2.8	1.4	1.0	1.4	1.6	0.2

## CAREER STATISTICS

SEASON	TEAM	GP-GS	MIN/AVG	Field Goals		3-Point		F-Throws		Rebounds				Scoring						
				FG-FGA	FG%	3FG-3FGA	3FG%	FT-FTA	FT%	OFF	DEF	TOT	AVG	PF-FO	A	TO	BLK/STL	PTS	AVG	
2020-21	IND	26-0	263/10.1	18-70	.257	12-44	.273	7-8	.875	0	21	21	0.8	31-1	30	26	4	9	55	2.1
2021-22	IND	13-0	117/9.0	14-31	.452	4-12	.333	6-8	.750	0	10	10	0.8	19-0	12	18	1	4	38	2.9
2022-23	WestKy	33-2	376/11.4	35-114	.307	25-65	.385	11-19	.579	7	27	34	1.0	57-2	21	22	2	5	106	3.2
2023-24	WestKy	26-11	601/23.1	82-202	.406	35-100	.350	36-48	.750	14	55	69	2.7	67-2	53	46	2	26	235	9.0
2024-25	WestKy	5-2	117/23.4	22-50	.440	10-27	.370	6-8	.750	0	14	14	2.8	10-0	7	5	1	8	60	12.0
<b>TOTAL FOR WestKy</b>		<b>64-15</b>	<b>1094/17.1</b>	<b>139-366</b>	<b>.380</b>	<b>70-192</b>	<b>.365</b>	<b>53-75</b>	<b>.707</b>	<b>21</b>	<b>96</b>	<b>117</b>	<b>1.8</b>	<b>134-4</b>	<b>81</b>	<b>73</b>	<b>5</b>	<b>39</b>	<b>401</b>	<b>6.3</b>
<b>TOTAL</b>		<b>103-15</b>	<b>1474/14.3</b>	<b>171-467</b>	<b>.366</b>	<b>86-248</b>	<b>.347</b>	<b>66-91</b>	<b>.725</b>	<b>21</b>	<b>127</b>	<b>148</b>	<b>1.4</b>	<b>184-5</b>	<b>123</b>	<b>117</b>	<b>10</b>	<b>52</b>	<b>494</b>	<b>4.8</b>



# #5 Babacar Faye

Junior | Forward | 6'8"  
Saly, Senegal | College of Charleston

## CAREER/SEASON HIGHS

### POINTS

Season 28 (Wichita State, 11/4/24)  
Career 28 (Wichita State, 11/4/24)

### REBOUNDS

Season 9 (Lipscomb, 11/17/24)  
Career 11 (at Jax State, 2/10/24)

### FIELD GOALS

Season 9 (Wichita State, 11/4/24)  
Career 9 (Wichita State, 11/4/24)

### 3-POINT FIELD GOALS

Season 1 (Campbellsville, 11/12/24)  
Career 1 (Campbellsville, 11/12/24)

### FREE THROWS

Season 10 (Wichita State, 11/4/24)  
Career 10 (Wichita State, 11/4/24)

### ASSISTS

Season 2 (Jackson State, 11/20/24)  
Career 4 (Tulane, 11/30/21)

### BLOCKS

Season 2 (Lipscomb, 11/17/24)  
Career 3 (UTEP, 3/16/24)

### STEALS

Season 2 (Lipscomb, 11/17/24)  
Career 3 (UTEP, 3/16/24)

### MINUTES PLAYED

Season 32 (Lipscomb, 11/17/24)  
Career 34 (EKU, 12/3/23)

## 2024-25 GAME-BY-GAME STATS

### #5 FAYE, Babacar


Opponent	Date	GS	MIN	Total		3-Pointers		Free throws		Rebounds				PF	A	TO	BLK	STL	PTS	AVG	
				FG-FGA	PCT	3FG-3FGA	PCT	FT-FTA	PCT	OFF	DEF	TOT	AVG								
Wichita St.	11/04/2024	*	31:53	9-16	.563	0-1	.000	10-16	.625	3	5	8	8.0	3	1	2	1	1	28	28.0	
at Grand Canyon	11/09/2024	*	30:18	3-5	.600	0-0	.000	3-4	.750	3	5	8	8.0	2	1	3	0	0	9	18.5	
Campbellsville	11/12/2024	*	19:29	4-11	.364	1-1	1.000	3-3	1.000	3	6	9	8.3	0	1	0	1	1	12	16.3	
Lipscomb	11/17/2024	*	32:34	6-10	.600	0-0	.000	5-6	.833	4	5	9	8.5	2	1	2	2	17	16.5		
Jackson St.	11/20/2024	*	21:42	2-8	.250	1-3	.333	4-4	1.000	2	3	5	7.8	0	2	0	1	0	9	15.0	
<b>Totals</b>			<b>5</b>	<b>135:56</b>	<b>24-50</b>	<b>.480</b>	<b>2-5</b>	<b>.400</b>	<b>25-33</b>	<b>.758</b>	<b>15</b>	<b>24</b>	<b>39</b>	<b>7.8</b>	<b>7</b>	<b>6</b>	<b>6</b>	<b>5</b>	<b>4</b>	<b>75</b>	<b>15.0</b>

### Player Averages

Games Played	Minutes/game	Points/game	FG Pct	3FG Pct	FT Pct	Rebounds/game	Assists/game	Turnovers/game	Assist/Turnover ratio	Steals/game	Blocks/game
5	27.2	15.0	48.0	40.0	75.8	7.8	1.2	1.2	1.0	0.8	1.0

## CAREER STATISTICS

SEASON	TEAM	GP-GS	MIN/AVG	Field Goals		3-Point		F-Throws		Rebounds				Scoring						
				FG-FGA	FG%	3FG-3FGA	3FG%	FT-FTA	FT%	OFF	DEF	TOT	AVG	PF-FO	A	TO	BLK	STL	PTS	AVG
2021-22	CC	31-9	502/16.2	52-102	.510	1-13	.077	27-48	.563	48	51	99	3.2	59-2	22	37	11	14	132	4.3
2022-23	CC	34-5	519/15.3	51-98	.520	1-21	.048	56-81	.691	46	111	157	4.6	62-0	19	39	24	13	159	4.7
2023-24	WestKy	34-26	634/18.7	94-153	.614	0-3	.000	67-97	.691	73	117	190	5.6	72-1	27	35	16	18	255	7.5
2024-25	WestKy	5-5	136/27.2	24-50	.480	2-5	.400	25-33	.758	15	24	39	7.8	7-0	6	6	5	4	75	15.0
<b>TOTAL FOR WestKy</b>		<b>39-31</b>	<b>770/19.8</b>	<b>118-203</b>	<b>.581</b>	<b>2-8</b>	<b>.250</b>	<b>92-130</b>	<b>.708</b>	<b>88</b>	<b>141</b>	<b>229</b>	<b>5.9</b>	<b>79-1</b>	<b>33</b>	<b>41</b>	<b>21</b>	<b>22</b>	<b>330</b>	<b>8.5</b>
<b>TOTAL</b>		<b>104-45</b>	<b>1791/17.2</b>	<b>221-403</b>	<b>.548</b>	<b>4-42</b>	<b>.095</b>	<b>175-259</b>	<b>.676</b>	<b>182</b>	<b>303</b>	<b>485</b>	<b>4.7</b>	<b>200-3</b>	<b>74</b>	<b>117</b>	<b>56</b>	<b>49</b>	<b>621</b>	<b>6.0</b>



# #6 Kade Unsel

Freshman | Guard | 6'5"  
Bowling Green, Ky. | Warren Central HS

## CAREER/SEASON HIGHS

### POINTS

Season  
Career

### REBOUNDS

Season  
Career

### FIELD GOALS

Season  
Career

### 3-POINT FIELD GOALS

Season  
Career

### FREE THROWS

Season  
Career

### ASSISTS

Season  
Career

### BLOCKS

Season  
Career

### STEALS

Season  
Career

### MINUTES PLAYED

Season  
Career

## 2024-25 GAME-BY-GAME STATS

## CAREER STATISTICS



# #7 Fallou Diagne

R-Sr. | Forward/Center | 6'11"

Dakar, Senegal | Northwest Florida State College

## CAREER/SEASON HIGHS

**POINTS**  
 Season  
 Career 14 (Illinois State, 11/22/22)

**REBOUNDS**  
 Season  
 Career 4 (Illinois State, 11/22/22)

**FIELD GOALS**  
 Season  
 Career 5 (Tulane, 11/23/22)

**3-POINT FIELD GOALS**  
 Season  
 Career

**FREE THROWS**  
 Season  
 Career 3 (FIU, 1/14/23)

**ASSISTS**  
 Season  
 Career 1 (at Louisiana Tech, 1/19/23)

**BLOCKS**  
 Season  
 Career 2 (Kentucky Wesleyan, 11/6/23)

**STEALS**  
 Season  
 Career 1 (at Austin Peay, 11/30/22)

**MINUTES PLAYED**  
 Season  
 Career

## 2024-25 GAME-BY-GAME STATS

## CAREER STATISTICS

SEASON	TEAM	GP-GS	MIN/AVG	Field Goals			3-Point		F-Throws		Rebounds				Scoring					
				FG-FGA	FG%	3FG-3FGA	3FG%	FT-FTA	FT%	OFF	DEF	TOT	AVG	PF	FO	A	TO	BLK	STL	PTS
2022-23	WestKy	30-1	205/6.8	28-69	.406	17-45	.378	6-8	.750	6	25	31	1.0	36-0	3	11	6	1	79	2.6
2023-24	WestKy	5-0	25/5.0	1-5	.200	0-2	.000	4-4	1.000	0	0	0	0.0	4-0	0	4	2	0	6	1.2
<b>TOTAL</b>		<b>35-1</b>	<b>230/6.6</b>	<b>29-74</b>	<b>.392</b>	<b>17-47</b>	<b>.362</b>	<b>10-12</b>	<b>.833</b>	<b>6</b>	<b>25</b>	<b>31</b>	<b>0.9</b>	<b>40-0</b>	<b>3</b>	<b>15</b>	<b>8</b>	<b>1</b>	<b>85</b>	<b>2.4</b>



# #10 Cade Stinnett

Jr. | Guard | 6'3"  
Bowling Green, Ky. | Centre

## CAREER/SEASON HIGHS

**POINTS**

Season  
Career

**REBOUNDS**

Season  
Career

**FIELD GOALS**

Season  
Career

**3-POINT FIELD GOALS**

Season  
Career

**FREE THROWS**

Season  
Career

**ASSISTS**

Season  
Career

**BLOCKS**

Season  
Career

**STEALS**

Season  
Career

**MINUTES PLAYED**


Season  
Career

## 2024-25 GAME-BY-GAME STATS

## CAREER STATISTICS

		Field Goals		3-Point		F-Throws		Rebounds				Scoring								
SEASON	TEAM	GP-GS	MIN/AVG	FG-FGA	FG%	3FG-3FGA	3FG%	FT-FTA	FT%	OFF	DEF	TOT	AVG	PF-FO	A	TO	BLK	STL	PTS	AVG
2022-23	Centre	25-25	865/34.6	153-337	.454	31-90	.344	116-174	.667	34	99	133	5.3	33-0	44	41	1	26	453	18.1
2023-24	Centre	21-20	609/29.0	111-273	.407	25-76	.329	96-135	.711	32	78	110	5.2	21-0	16	28	2	21	343	16.3
<b>TOTAL FOR WestKy</b>		<b>0-0</b>	<b>0/0.0</b>	<b>0-0</b>	<b>.000</b>	<b>0-0</b>	<b>.000</b>	<b>0-0</b>	<b>.000</b>	<b>0</b>	<b>0</b>	<b>0</b>	<b>0.0</b>	<b>0-0</b>	<b>0</b>	<b>0</b>	<b>0</b>	<b>0</b>	<b>0</b>	<b>0</b>
<b>TOTAL</b>		<b>46-45</b>	<b>1474/32.0</b>	<b>264-610</b>	<b>.433</b>	<b>56-166</b>	<b>.337</b>	<b>212-309</b>	<b>.686</b>	<b>66</b>	<b>177</b>	<b>243</b>	<b>5.3</b>	<b>54-0</b>	<b>60</b>	<b>69</b>	<b>3</b>	<b>47</b>	<b>796</b>	<b>17.3</b>





# #12 Terrion Murdix

Graduate | Guard | 6'1"

Springfield, Ill. | Texas A&M Corpus Christi

## CAREER/SEASON HIGHS

### POINTS

Season

Career 27 (at East Texas A&M, 3/1/23)

### REBOUNDS

Season

Career 11 (Northwestern State, 1/6/22)

### FIELD GOALS

Season

Career 9 (at East Texas A&M, 3/1/23)

### 3-POINT FIELD GOALS

Season

Career 3 (at UIW, 1/7/23)

### FREE THROWS

Season

Career 11 (at Northwestern State, 1/29/22)

### ASSISTS

Season

Career 15 (Nicholls, 1/26/23)

### BLOCKS

Season

Career

### STEALS

Season

Career 7 (UTSA, 11/11/22)

### MINUTES PLAYED

Season

Career

## 2024-25 GAME-BY-GAME STATS

## CAREER STATISTICS

SEASON	TEAM	GP-GS	MIN/AVG	Field Goals		3-Point		F-Throws		Rebounds				Scoring							
				FG-FGA	FG%	3FG-3FGA	3FG%	FT-FTA	FT%	OFF	DEF	TOT	AVG	PF-FO	A	TO	BLK	STL	PTS	AVG	
2021-22	TA&MCC	35-15	786/22.5	111-250	.444	11-29	.379	111-142	.782	46	104	150	4.3	103-3	135	90	1	65	344	9.8	
2022-23	TA&MCC	31-30	858/27.7	151-309	.489	12-35	.343	100-121	.826	41	93	134	4.3	88-1	168	68	6	71	414	13.4	
<b>TOTAL FOR WestKy</b>		<b>0-0</b>	<b>0/0.0</b>	<b>0-0</b>	<b>.000</b>	<b>0-0</b>	<b>.000</b>	<b>0-0</b>	<b>.000</b>	<b>0</b>	<b>0</b>	<b>0</b>	<b>0.0</b>	<b>0-0</b>	<b>0</b>	<b>0</b>	<b>0</b>	<b>0</b>	<b>0</b>	<b>0</b>	<b>0.0</b>
<b>TOTAL</b>		<b>66-45</b>	<b>1644/24.9</b>	<b>262-559</b>	<b>.469</b>	<b>23-64</b>	<b>.359</b>	<b>211-263</b>	<b>.802</b>	<b>87</b>	<b>197</b>	<b>284</b>	<b>4.3</b>	<b>191-4</b>	<b>303</b>	<b>158</b>	<b>7</b>	<b>136</b>	<b>758</b>	<b>11.5</b>	



# #13 Julius Thedford

Freshman | Guard | 6'4"  
 Memphis, Tenn. | Cordova HS

## CAREER/SEASON HIGHS

### POINTS

Season 16 (Campbellsville, 11/12/24)  
 Career 16 (Campbellsville, 11/12/24)

### REBOUNDS

Season 6 (Lipscomb, 11/17/24)  
 Career 6 (Lipscomb, 11/17/24)

### FIELD GOALS

Season 5 (Jackson State, 11/20/24)  
 Career 5 (Jackson State, 11/20/24)

### 3-POINT FIELD GOALS

Season 5 (Campbellsville, 11/12/24)  
 Career 5 (Campbellsville, 11/12/24)

### FREE THROWS

Season 3 (Wichita State, 11/4/24)  
 Career 3 (Wichita State, 11/4/24)

### ASSISTS

Season 2 (Campbellsville, 11/12/24)  
 Career 2 (Campbellsville, 11/12/24)

### BLOCKS

Season 2 (Wichita State, 11/4/24)  
 Career 2 (Wichita State, 11/4/24)

### STEALS

Season 2 (Jackson State, 11/20/24)  
 Career 2 (Jackson State, 11/20/24)

### MINUTES PLAYED

Season 25 (at Grand Canyon, 11/9/24)  
 Career 25 (at Grand Canyon, 11/9/24)

## 2024-25 GAME-BY-GAME STATS

### #13 THEDFORD, Julius

Opponent	Date	GS	MIN	Total		3-Pointers		Free throws		Rebounds				PF	A	TO	BLK	STL	PTS	AVG	
				FG-FGA	PCT	3FG-3FGA	PCT	FT-FTA	PCT	OFF	DEF	TOT	AVG								
Wichita St.	11/04/2024		13:25	3-7	.429	2-3	.667	3-5	.600	1	3	4	4.0	5	0	1	2	0	11	11.0	
at Grand Canyon	11/09/2024		24:30	3-9	.333	2-5	.400	1-2	.500	0	2	2	3.0	2	0	1	0	1	9	10.0	
Campbellsville	11/12/2024		18:24	5-8	.625	5-7	.714	1-2	.500	0	3	3	3.0	2	2	0	0	0	16	12.0	
Lipscomb	11/17/2024		20:59	3-7	.429	1-3	.333	2-3	.667	0	6	6	3.8	1	1	1	0	0	9	11.3	
Jackson St.	11/20/2024		20:37	5-8	.625	2-4	.500	0-0	.000	0	1	1	3.2	2	2	4	1	2	12	11.4	
<b>Totals</b>			<b>0</b>	<b>97:55</b>	<b>19-39</b>	<b>.487</b>	<b>12-22</b>	<b>.545</b>	<b>7-12</b>	<b>.583</b>	<b>1</b>	<b>15</b>	<b>16</b>	<b>3.2</b>	<b>12</b>	<b>5</b>	<b>7</b>	<b>3</b>	<b>3</b>	<b>57</b>	<b>11.4</b>

### Player Averages

Games Played	Minutes/game	Points/game	FG Pct	3FG Pct	FT Pct	Rebounds/game	Assists/game	Turnovers/game	Assist/Turnover ratio	Steals/game	Blocks/game
5	19.6	11.4	48.7	54.5	58.3	3.2	1.0	1.4	0.7	0.6	0.6

## CAREER STATISTICS

SEASON	TEAM	GP-GS	MIN/AVG	Field Goals		3-Point		F-Throws		Rebounds				Scoring						
				FG-FGA	FG%	3FG-3FGA	3FG%	FT-FTA	FT%	OFF	DEF	TOT	AVG	PF-FO	A	TO	BLK	STL	PTS	AVG
2024-25	WestKy	5-0	98/19.6	19-39	.487	12-22	.545	7-12	.583	1	15	16	3.2	12-1	5	7	3	3	57	11.4
<b>TOTAL</b>		<b>5-0</b>	<b>98/19.6</b>	<b>19-39</b>	<b>.487</b>	<b>12-22</b>	<b>.545</b>	<b>7-12</b>	<b>.583</b>	<b>1</b>	<b>15</b>	<b>16</b>	<b>3.2</b>	<b>12-1</b>	<b>5</b>	<b>7</b>	<b>3</b>	<b>3</b>	<b>57</b>	<b>11.4</b>



# #15 Jack Edelen

So. | Guard | 5'10"  
Louisville, Ky. | Male HS

## CAREER/SEASON HIGHS

### POINTS

Season 8 (Jackson State, 11/20/24)  
Career 8 (Jackson State, 11/20/24)

### REBOUNDS

Season 1 (Jackson State, 11/20/24)  
Career 3 (at FIU, 3/2/24)

### FIELD GOALS

Season 3 (Jackson State, 11/20/24)  
Career 3 (Jackson State, 11/20/24)

### 3-POINT FIELD GOALS

Season 2 (Jackson State, 11/20/24)  
Career 2 (Jackson State, 11/20/24)

### FREE THROWS

Season  
Career 3 (at Wichita State, 11/9/23)

### ASSISTS

Season 3 (Campbellsville, 11/12/24)  
Career 4 (New Mexico State, 3/14/24)

### BLOCKS

Season  
Career

### STEALS

Season 1 (Jackson State, 11/20/24)  
Career 2 (MTSU, 3/15/24)

### MINUTES PLAYED

Season 17 (Jackson State, 11/20/24)  
Career 23 (Kentucky Wesleyan, 11/6/23)

## 2024-25 GAME-BY-GAME STATS

### #15 EDELEN, Jack

Opponent	Date	GS	MIN	Total		3-Pointers		Free throws		Rebounds				PF	A	TO	BLK	STL	PTS	AVG
				FG-FGA	PCT	3FG-3FGA	PCT	FT-FTA	PCT	OFF	DEF	TOT	AVG							
Wichita St.	11/04/2024	*	10:41	0-1	.000	0-0	.000	0-0	.000	0	0	0	0.0	2	0	1	0	0	0	0.0
at Grand Canyon	11/09/2024		02:43	0-1	.000	0-0	.000	0-0	.000	0	0	0	0.0	0	0	1	0	0	0	0.0
Campbellsville	11/12/2024		14:02	2-5	.400	2-4	.500	0-0	.000	0	1	1	0.3	2	3	0	0	1	6	2.0
Lipscomb	11/17/2024		08:27	0-0	.000	0-0	.000	0-0	.000	0	0	0	0.3	2	2	2	0	0	0	1.5
Jackson St.	11/20/2024		17:26	3-5	.600	2-4	.500	0-0	.000	1	0	1	0.4	1	2	1	0	1	8	2.8
<b>Totals</b>		<b>1</b>	<b>53:19</b>	<b>5-12</b>	<b>.417</b>	<b>4-8</b>	<b>.500</b>	<b>0-0</b>	<b>.000</b>	<b>1</b>	<b>1</b>	<b>2</b>	<b>0.4</b>	<b>7</b>	<b>7</b>	<b>5</b>	<b>0</b>	<b>2</b>	<b>14</b>	<b>2.8</b>

### Player Averages

Games Played	Minutes/game	Points/game	FG Pct	3FG Pct	FT Pct	Rebounds/game	Assists/game	Turnovers/game	Assist/Turnover ratio	Steals/game	Blocks/game
5	10.7	2.8	41.7	50.0	0.0	0.4	1.4	1.0	1.4	0.4	0.0

## CAREER STATISTICS

SEASON	TEAM	GP-GS	MIN/AVG	Field Goals		3-Point		F-Throws		Rebounds				Scoring						
				FG-FGA	FG%	3FG-3FGA	3FG%	FT-FTA	FT%	OFF	DEF	TOT	AVG	PF-FO	A	TO	BLK	STL	PTS	AVG
2023-24	WestKy	27-0	236/8.7	8-26	.308	1-11	.091	11-16	.688	4	13	17	0.6	31-0	33	15	0	12	28	1.0
2024-25	WestKy	5-1	53/10.7	5-12	.417	4-8	.500	0-0	.000	1	1	2	0.4	7-0	7	5	0	2	14	2.8
<b>TOTAL</b>		<b>32-1</b>	<b>289/9.0</b>	<b>13-38</b>	<b>.342</b>	<b>5-19</b>	<b>.263</b>	<b>11-16</b>	<b>.688</b>	<b>5</b>	<b>14</b>	<b>19</b>	<b>0.6</b>	<b>38-0</b>	<b>40</b>	<b>20</b>	<b>0</b>	<b>14</b>	<b>42</b>	<b>1.3</b>



# #21 Leeroy Odiahi

Sr. | Forward/Center | 6'11"  
 Tralee, Ireland | Old Dominion

## CAREER/SEASON HIGHS

### POINTS

Season 2 (Campbellsville, 11/12/24)

Career 4 (Marshall, 2/1/24)

### REBOUNDS

Season 3 (Jackson State, 11/20/24)

Career 8 (Marshall, 2/1/24)

### FIELD GOALS

Season 1 (Campbellsville, 11/12/24)

Career 2 (Marshall, 2/1/24)

### 3-POINT FIELD GOALS

Season

Career 1 (Southern Miss, 2/7/24)

### FREE THROWS

Season

Career 2 (Georgia Southern, 1/27/24)

### ASSISTS

Season 1 (James Madison, 2/3/24)

Career

### BLOCKS

Season 1 (Jackson State, 11/20/24)

Career 2 (Louisiana, 2/15/24)

### STEALS

Season

Career 1 (Southern Miss, 2/7/24)

### MINUTES PLAYED

Season 10 (Wichita State, 11/4/24)

Career 22 (Georgia Southern, 1/27/24)

## 2024-25 GAME-BY-GAME STATS

### #21 ODIAMI, Leeroy

Opponent	Date	GS	MIN	Total		3-Pointers		Free throws		Rebounds				PF	A	TO	BLK	STL	PTS	AVG
				FG-FGA	PCT	3FG-3FGA	PCT	FT-FTA	PCT	OFF	DEF	TOT	AVG							
Wichita St.	11/04/2024		10:14	0-0	.000	0-0	.000	0-0	.000	0	2	2	2.0	1	0	0	0	0	0	0.0
Campbellsville	11/12/2024		07:05	1-1	1.000	0-0	.000	0-0	.000	0	0	0	1.0	0	0	0	1	0	2	1.0
Lipscomb	11/17/2024		05:58	0-0	.000	0-0	.000	0-0	.000	0	2	2	1.3	0	0	0	0	0	0	0.7
Jackson St.	11/20/2024		09:07	0-1	.000	0-0	.000	0-0	.000	1	2	3	1.8	1	0	1	1	0	0	0.5
<b>Totals</b>		<b>0</b>	<b>32:24</b>	<b>1-2</b>	<b>.500</b>	<b>0-0</b>	<b>.000</b>	<b>0-0</b>	<b>.000</b>	<b>1</b>	<b>6</b>	<b>7</b>	<b>1.8</b>	<b>2</b>	<b>0</b>	<b>1</b>	<b>2</b>	<b>0</b>	<b>2</b>	<b>0.5</b>

### Player Averages

Games Played	Minutes/ game	Points/ game	FG Pct	3FG Pct	FT Pct	Rebounds/ game	Assists/ game	Turnovers/ game	Assist/Turnover ratio	Steals/ game	Blocks/ game
4	8.1	0.5	50.0	0.0	0.0	1.8	0.0	0.3	0.0	0.0	0.5

## CAREER STATISTICS

SEASON	TEAM	GP-GS	MIN/AVG	Field Goals		3-Point		F-Throws		Rebounds				Scoring						
				FG-FGA	FG%	3FG-3FGA	3FG%	FT-FTA	FT%	OFF	DEF	TOT	AVG	PF-FO	A	TO	BLK	STL	PTS	AVG
2023-24	ODU	24-9	258/10.7	12-21	.571	1-1	1.000	3-10	.300	24	39	63	2.6	50-1	2	19	19	3	28	1.2
2024-25	WestKy	4-0	32/8.1	1-2	.500	0-0	.000	0-0	.000	1	6	7	1.8	2-0	0	1	2	0	2	0.5
<b>TOTAL FOR WestKy</b>		<b>4-0</b>	<b>32/8.1</b>	<b>1-2</b>	<b>.500</b>	<b>0-0</b>	<b>.000</b>	<b>0-0</b>	<b>.000</b>	<b>1</b>	<b>6</b>	<b>7</b>	<b>1.8</b>	<b>2-0</b>	<b>0</b>	<b>1</b>	<b>2</b>	<b>0</b>	<b>2</b>	<b>0.5</b>
<b>TOTAL</b>		<b>28-9</b>	<b>290/10.4</b>	<b>13-23</b>	<b>.565</b>	<b>1-1</b>	<b>1.000</b>	<b>3-10</b>	<b>.300</b>	<b>25</b>	<b>45</b>	<b>70</b>	<b>2.5</b>	<b>52-1</b>	<b>2</b>	<b>20</b>	<b>21</b>	<b>3</b>	<b>30</b>	<b>1.1</b>



# #22 Jaylen Dorsey

Sr. | Guard | 6'5"  
Berea, Ky. | Berea HS

## CAREER/SEASON HIGHS

**POINTS**  
Season  
Career 2 (New Mexico State, 3/14/24)

**REBOUNDS**  
Season 1 (Jackson State, 11/20/24)  
Career 3 (at Buffalo, 12/9/23)

**FIELD GOALS**  
Season  
Career 1 (New Mexico State, 3/14/24)

**3-POINT FIELD GOALS**  
Season  
Career

**FREE THROWS**  
Season  
Career 2 (Kentucky State, 11/18/24)

**ASSISTS**  
Season  
Career 1 (Marquette, 3/22/24)

**BLOCKS**  
Season  
Career

**STEALS**  
Season 1 (Jackson State, 11/20/24)  
Career 1 (Jackson State, 11/20/24)

**MINUTES PLAYED**  
Season  
Career 3 (MTSU, 3/15/24)

## 2024-25 GAME-BY-GAME STATS

#22 DORSEY, Jaylen

Opponent	Date	GS	MIN	Total		3-Pointers		Free throws		Rebounds				PF	A	TO	BLK	STL	PTS	AVG
				FG-FGA	PCT	3FG-3FGA	PCT	FT-FTA	PCT	OFF	DEF	TOT	AVG							
Jackson St.	11/20/2024		04:24	0-1	.000	0-0	.000	0-0	.000	1	0	1	1.0	0	0	0	0	1	0	0.0
<b>Totals</b>		<b>0</b>	<b>04:24</b>	<b>0-1</b>	<b>.000</b>	<b>0-0</b>	<b>.000</b>	<b>0-0</b>	<b>.000</b>	<b>1</b>	<b>0</b>	<b>1</b>	<b>1.0</b>	<b>0</b>	<b>0</b>	<b>0</b>	<b>0</b>	<b>1</b>	<b>0</b>	<b>0.0</b>

Player Averages

Games Played	Minutes/game	Points/game	FG Pct	3FG Pct	FT Pct	Rebounds/game	Assists/game	Turnovers/game	Assist/Turnover ratio	Steals/game	Blocks/game
1	4.4	0.0	0.0	0.0	0.0	1.0	0.0	0.0	0.0	1.0	0.0

## CAREER STATISTICS

SEASON	TEAM	GP-GS	MIN/AVG	Field Goals		3-Point		F-Throws		Rebounds				Scoring						
				FG-FGA	FG%	3FG-3FGA	3FG%	FT-FTA	FT%	OFF	DEF	TOT	AVG	PF-FO	A	TO	BLK	STL	PTS	AVG
2022-23	WestKy	3-0	2/0.6	0-0	.000	0-0	.000	0-0	.000	0	0	0	0.0	0-0	0	0	0	0	0	0.0
2023-24	WestKy	8-0	15/1.9	3-5	.600	0-1	.000	4-6	.667	3	2	5	0.6	1-0	1	4	0	1	10	1.3
2024-25	WestKy	1-0	4/4.4	0-1	.000	0-0	.000	0-0	.000	1	0	1	1.0	0-0	0	0	0	1	0	0.0
<b>TOTAL</b>		<b>12-0</b>	<b>22/1.8</b>	<b>3-6</b>	<b>.500</b>	<b>0-1</b>	<b>.000</b>	<b>4-6</b>	<b>.667</b>	<b>4</b>	<b>2</b>	<b>6</b>	<b>0.5</b>	<b>1-0</b>	<b>1</b>	<b>4</b>	<b>0</b>	<b>2</b>	<b>10</b>	<b>0.8</b>





# #23 Enoch Kalambay

Sr | Guard | 6'6"  
Gatineau, Quebec | Indian Hills CC

## CAREER/SEASON HIGHS

### POINTS

Season 11 (Lipscomb, 11/17/24)  
Career 12 (New Mexico State, 3/14/24)

### REBOUNDS

Season 10 (Lipscomb, 11/17/24)  
Career 10 (Lipscomb, 11/17/24)

### FIELD GOALS

Season 5 (Campbellsville, 11/12/24)  
Career 5 (Campbellsville, 11/12/24)

### 3-POINT FIELD GOALS

Season 1 (Lipscomb, 11/17/24)  
Career 1 (Lipscomb, 11/17/24)

### FREE THROWS

Season 4 (Wichita State, 11/4/24)  
Career 7 (New Mexico State, 3/14/24)

### ASSISTS

Season 3 (Lipscomb, 11/17/24)  
Career 3 (Lipscomb, 11/17/24)

### BLOCKS

Season  
Career 2 (New Mexico State, 3/14/24)

### STEALS

Season 2 (at Grand Canyon, 11/9/24)  
Career 2 (at Grand Canyon, 11/9/24)

### MINUTES PLAYED

Season 24 (Lipscomb, 11/17/24)  
Career 26 (New Mexico State, 3/14/24)

## 2024-25 GAME-BY-GAME STATS

### #23 KALAMBAY, Enoch

Opponent	Date	GS	MIN	Total		3-Pointers		Free throws		Rebounds				PF	A	TO	BLK	STL	PTS	AVG
				FG-FGA	PCT	3FG-3FGA	PCT	FT-FTA	PCT	OFF	DEF	TOT	AVG							
Wichita St.	11/04/2024		17:02	2-5	.400	1-2	.500	4-4	1.000	1	1	2	2.0	2	0	0	1	9	9.0	
at Grand Canyon	11/09/2024		14:26	1-2	.500	1-1	1.000	0-0	.000	0	5	5	3.5	3	2	2	0	2	3	6.0
Campbellsville	11/12/2024	*	22:22	5-8	.625	0-0	.000	0-0	.000	0	7	7	4.7	1	2	2	0	0	10	7.3
Lipscomb	11/17/2024	*	24:34	4-8	.500	1-2	.500	2-3	.667	2	8	10	6.0	0	3	4	0	1	11	8.3
Jackson St.	11/20/2024		16:54	1-4	.250	0-2	.000	0-0	.000	0	1	1	5.0	1	2	0	0	1	2	7.0
<b>Totals</b>			<b>2 95:18</b>	<b>13-27</b>	<b>.481</b>	<b>3-7</b>	<b>.429</b>	<b>6-7</b>	<b>.857</b>	<b>3</b>	<b>22</b>	<b>25</b>	<b>5.0</b>	<b>7</b>	<b>9</b>	<b>8</b>	<b>0</b>	<b>5</b>	<b>35</b>	<b>7.0</b>

### Player Averages

Games Played	Minutes/ game	Points/ game	FG Pct	3FG Pct	FT Pct	Rebounds/ game	Assists/ game	Turnovers/ game	Assist/Turnover ratio	Steals/ game	Blocks/ game
5	19.1	7.0	48.1	42.9	85.7	5.0	1.8	1.6	1.1	1.0	0.0

## CAREER STATISTICS

SEASON	TEAM	GP-GS	MIN/AVG	Field Goals		3-Point		F-Throws		Rebounds				Scoring						
				FG-FGA	FG%	3FG-3FGA	3FG%	FT-FTA	FT%	OFF	DEF	TOT	AVG	PF-FO	A	TO	BLK	STL	PTS	AVG
2023-24	WestKy	34-8	624/18.3	78-157	.497	4-18	.222	50-75	.667	38	119	157	4.6	53-1	40	43	7	15	210	6.2
2024-25	WestKy	5-2	95/19.1	13-27	.481	3-7	.429	6-7	.857	3	22	25	5.0	7-0	9	8	0	5	35	7.0
<b>TOTAL</b>		<b>39-10</b>	<b>719/18.4</b>	<b>91-184</b>	<b>.495</b>	<b>7-25</b>	<b>.280</b>	<b>56-82</b>	<b>.683</b>	<b>41</b>	<b>141</b>	<b>182</b>	<b>4.7</b>	<b>60-1</b>	<b>49</b>	<b>51</b>	<b>7</b>	<b>20</b>	<b>245</b>	<b>6.3</b>



# #24 Tyrone Marshall Jr.

Gr. | Forward | 6'7"  
Nashville, Tenn. | Colby CC

## CAREER/SEASON HIGHS

**POINTS**  
Season 15 (at Grand Canyon, 11/9/24)  
Career 21 (Marquette, 3/22/24)

**REBOUNDS**  
Season 10 (Jackson State, 11/20/24)  
Career 10 (Jackson State, 11/20/24)

**FIELD GOALS**  
Season 7 (at Grand Canyon, 11/9/24)  
Career 8 (Marquette, 3/22/24)

**3-POINT FIELD GOALS**  
Season 1 (Campbellsville, 11/12/24)  
Career 4 (Marquette, 3/22/24)

**FREE THROWS**  
Season 2 (Wichita State, 11/4/24)  
Career 3 (at Wright State, 12/12/23)

**ASSISTS**  
Season 5 (Campbellsville, 11/12/24)  
Career 5 (Campbellsville, 11/12/24)

**BLOCKS**  
Season 2 (Lipscomb, 11/17/24)  
Career 4 (FIU, 1/14/23)

**STEALS**  
Season 3 (Campbellsville, 11/12/24)  
Career 4 (at New Mexico State, 1/18/24)

**MINUTES PLAYED**  
Season 34 (at Grand Canyon, 11/9/24)  
Career 34 (at Grand Canyon, 11/9/24)

## 2024-25 GAME-BY-GAME STATS

### #24 MARSHALL, Tyrone

Opponent	Date	GS	MIN	Total		3-Pointers		Free throws		Rebounds				PF	A	TO	BLK	STL	PTS	AVG	
				FG-FGA	PCT	3FG-3FGA	PCT	FT-FTA	PCT	OFF	DEF	TOT	AVG								
Wichita St.	11/04/2024	*	26:32	0-4	.000	0-4	.000	2-2	1.000	0	6	6	6.0	2	1	1	0	0	2	2.0	
at Grand Canyon	11/09/2024	*	33:45	7-14	.500	1-4	.250	0-0	.000	1	7	8	7.0	1	1	1	0	0	15	8.5	
Campbellsville	11/12/2024		22:49	5-10	.500	1-3	.333	1-1	1.000	1	4	5	6.3	1	5	1	0	3	12	9.7	
Lipscomb	11/17/2024	*	32:31	1-8	.125	0-4	.000	0-0	.000	1	5	6	6.3	2	0	2	2	0	2	7.8	
Jackson St.	11/20/2024	*	21:32	2-6	.333	2-3	.667	0-0	.000	0	10	10	7.0	2	1	1	1	0	6	7.4	
<b>Totals</b>			<b>4</b>	<b>137:09</b>	<b>15-42</b>	<b>.357</b>	<b>4-18</b>	<b>.222</b>	<b>3-3</b>	<b>1.000</b>	<b>3</b>	<b>32</b>	<b>35</b>	<b>7.0</b>	<b>8</b>	<b>8</b>	<b>6</b>	<b>3</b>	<b>3</b>	<b>37</b>	<b>7.4</b>

### Player Averages

Games Played	Minutes/game	Points/game	FG Pct	3FG Pct	FT Pct	Rebounds/game	Assists/game	Turnovers/game	Assist/Turnover ratio	Steals/game	Blocks/game
5	27.4	7.4	35.7	22.2	100.0	7.0	1.6	1.2	1.3	0.6	0.6

## CAREER STATISTICS

SEASON	TEAM	GP-GS	MIN/AVG	Field Goals		3-Point		F-Throws		Rebounds				Scoring						
				FG-FGA	FG%	3FG-3FGA	3FG%	FT-FTA	FT%	OFF	DEF	TOT	AVG	PF-FO	A	TO	BLK	STL	PTS	AVG
2022-23	WestKy	33-0	449/13.6	40-80	.500	5-22	.227	15-21	.714	19	69	88	2.7	29-0	18	14	12	20	100	3.0
2023-24	WestKy	34-33	837/24.6	118-240	.492	29-78	.372	34-46	.739	29	125	154	4.5	60-1	75	53	36	50	299	8.8
2024-25	WestKy	5-4	137/27.4	15-42	.357	4-18	.222	3-3	1.000	3	32	35	7.0	8-0	8	6	3	3	37	7.4
<b>TOTAL</b>		<b>72-37</b>	<b>1423/19.8</b>	<b>173-362</b>	<b>.478</b>	<b>38-118</b>	<b>.322</b>	<b>52-70</b>	<b>.743</b>	<b>51</b>	<b>226</b>	<b>277</b>	<b>3.8</b>	<b>97-1</b>	<b>101</b>	<b>73</b>	<b>51</b>	<b>73</b>	<b>436</b>	<b>6.1</b>



# #30 Teagan Moore

So. | Guard | 6'5"

Dry Ridge, Ky. | Owen County HS

## CAREER/SEASON HIGHS

### POINTS

Season

Career 22 (Louisiana Tech, 2/28/24)

### REBOUNDS

Season

Career 10 (MTSU, 3/15/24)

### FIELD GOALS

Season

Career 7 (at UTEP, 1/20/24)

### 3-POINT FIELD GOALS

Season

Career 2 (Kentucky Wesleyan, 11/6/23)

### FREE THROWS

Season

Career 10 (Louisiana Tech, 2/28/24)

### ASSISTS

Season

Career 3 (FIU, 1/25/24)

### BLOCKS

Season

Career 1 (Marquette, 3/22/24)

### STEALS

Season

Career 2 (at Liberty, 3/9/24)

### MINUTES PLAYED

Season

Career 30 (at Liberty, 3/9/24)

## 2024-25 GAME-BY-GAME STATS

## CAREER STATISTICS

SEASON	TEAM	GP-GS	MIN/AVG	Field Goals			3-Point		F-Throws		Rebounds				Scoring					
				FG-FGA	FG%	3FG-3FGA	3FG%	FT-FTA	FT%	OFF	DEF	TOT	AVG	PF	FO	A	TO	BLK	STL	PTS
2023-24	WestKy	28-1	385/13.8	56-117	.479	8-38	.211	53-66	.803	13	51	64	2.3	44-2	16	26	4	11	173	6.2
<b>TOTAL</b>		<b>28-1</b>	<b>385/13.8</b>	<b>56-117</b>	<b>.479</b>	<b>8-38</b>	<b>.211</b>	<b>53-66</b>	<b>.803</b>	<b>13</b>	<b>51</b>	<b>64</b>	<b>2.3</b>	<b>44-2</b>	<b>16</b>	<b>26</b>	<b>4</b>	<b>11</b>	<b>173</b>	<b>6.2</b>



# #31 Tyler Olden

Sr. | Guard | 6'0"  
Scottsdale, Ariz. | Hillcrest Prep

## CAREER/SEASON HIGHS

**POINTS**  
Season 3 (Campbellsville 11/12/24)  
Career 6 (Rhodes College, 11/30/21)

**REBOUNDS**  
Season  
Career 1 (New Mexico State, 3/14/24)

**FIELD GOALS**  
Season  
Career 2 (Rhodes College, 11/30/21)

**3-POINT FIELD GOALS**  
Season 1 (Campbellsville, 11/12/24)  
Career 2 (Rhodes College, 11/30/21)

**FREE THROWS**  
Season  
Career

**ASSISTS**  
Season  
Career

**BLOCKS**  
Season  
Career

**STEALS**  
Season 1 (Campbellsville 11/12/24)  
Career 1 (Campbellsville 11/12/24)

**MINUTES PLAYED**  
Season 1 (Campbellsville 11/12/24)  
Career 4 (Rhodes College, 11/30/21)

## 2024-25 GAME-BY-GAME STATS

### #31 OLDEN, Tyler

Opponent	Date	GS	MIN	Total		3-Pointers		Free throws		Rebounds				PF	A	TO	BLK	STL	PTS	AVG
				FG-FGA	PCT	3FG-3FGA	PCT	FT-FTA	PCT	OFF	DEF	TOT	AVG							
Campbellsville	11/12/2024		00:57	1-3	.333	1-3	.333	0-0	.000	0	0	0	0.0	0	0	0	0	1	3	3.0
Jackson St.	11/20/2024		01:10	0-0	.000	0-0	.000	0-0	.000	0	0	0	0.0	0	0	0	0	0	1.5	
<b>Totals</b>		<b>0</b>	<b>02:07</b>	<b>1-3</b>	<b>.333</b>	<b>1-3</b>	<b>.333</b>	<b>0-0</b>	<b>.000</b>	<b>0</b>	<b>0</b>	<b>0</b>	<b>0.0</b>	<b>0</b>	<b>0</b>	<b>0</b>	<b>0</b>	<b>1</b>	<b>3</b>	<b>1.5</b>

### Player Averages

Games Played	Minutes/game	Points/game	FG Pct	3FG Pct	FT Pct	Rebounds/game	Assists/game	Turnovers/game	Assist/Turnover ratio	Steals/game	Blocks/game
2	1.1	1.5	33.3	33.3	0.0	0.0	0.0	0.0	0.0	0.5	0.0

## CAREER STATISTICS

SEASON	TEAM	GP-GS	MIN/AVG	Field Goals		3-Point		F-Throws		Rebounds				Scoring						
				FG-FGA	FG%	3FG-3FGA	3FG%	FT-FTA	FT%	OFF	DEF	TOT	AVG	PF-FO	A	TO	BLK	STL	PTS	AVG
2021-22	WestKy	6-0	10/1.7	2-8	.250	2-8	.250	0-0	.000	0	1	1	0.2	0-0	0	0	0	0	6	1.0
2022-23	WestKy	3-0	2/0.6	0-1	.000	0-0	.000	0-0	.000	0	0	0	0.0	0-0	0	0	0	0	0	0.0
2023-24	WestKy	8-0	14/1.7	2-9	.222	2-7	.286	0-0	.000	0	1	1	0.1	1-0	0	0	0	1	6	0.8
2024-25	WestKy	2-0	2/1.1	1-3	.333	1-3	.333	0-0	.000	0	0	0	0.0	0-0	0	0	0	1	3	1.5
<b>TOTAL</b>		<b>19-0</b>	<b>28/1.5</b>	<b>5-21</b>	<b>.238</b>	<b>5-18</b>	<b>.278</b>	<b>0-0</b>	<b>.000</b>	<b>0</b>	<b>2</b>	<b>2</b>	<b>0.1</b>	<b>1-0</b>	<b>0</b>	<b>0</b>	<b>0</b>	<b>2</b>	<b>15</b>	<b>0.8</b>



**WKU Hilltopper Basketball  
2024-25 Roster**

#	NAME	POS	HT	YR	HOMETOWN / PREVIOUS SCHOOL
0	Braxton Bayless	G	6-2	Gr.	Ankeny, Iowa/Niagara
1	Blaise Keita	F/C	6-11	R-Sr.	Bamako, Republic of Mali/Nebraska
2	Don McHenry	G	6-2	Sr.	Milwaukee, Wis./Indian Hills CC
3	Jalen Jackson	G	5-11	Gr.	San Antonio, Texas/A&M Corpus-Christi
4	Khristian Lander	G	6-3	Gr.	Evansville, Ind./Indiana
5	Babacar Faye	F	6-8	Sr.	Saly, Senegal/College of Charleston
6	Kade Unseld	G	6-5	Fr.	Bowling Green, Ky./Warren Central HS
7	Fallou Diagne	F/C	6-11	R-Sr.	Dakar, Senegal/Northwest Florida State
10	Cade Stinnett	G	6-3	Jr.	Bowling Green, Ky./Centre College
12	Terrion Murdix	G	6-1	Gr.	Springfield, Ill./A&M Corpus-Christi
13	Julius Thedford	G	6-4	Fr.	Memphis, Tenn./Cordova HS
15	Jack Edelen	G	5-10	So.	Louisville, Ky./Male HS
21	Leeroy Odiahi	F/C	6-11	Sr.	Tralee, Ireland/ODU
22	Jaylen Dorsey	G	6-5	Sr.	Berea, Ky./Berea HS
23	Enoch Kalambay	G	6-6	Sr.	Gatineau, Quebec/Indian Hills CC
24	Tyrone Marshall Jr.	F	6-7	Gr.	Nashville, Tenn./Colby CC
30	Teagan Moore	G	6-5	So.	Dry Ridge, Ky./Owen County HS
31	Tyler Olden	G	6-0	Sr.	Scottsdale, Ariz./Hillcrest Prep

#	NAME	POS	HT	YR	HOMETOWN / PREVIOUS SCHOOL
5	Babacar Faye	F	6-8	Sr.	Saly, Senegal/College of Charleston
1	Blaise Keita	F/C	6-11	R-Sr.	Bamako, Republic of Mali/Nebraska
0	Braxton Bayless	G	6-2	Gr.	Ankeny, Iowa/Niagara
10	Cade Stinnett	G	6-3	Jr.	Bowling Green, Ky./Centre College
2	Don McHenry	G	6-2	Sr.	Milwaukee, Wis./Indian Hills CC
23	Enoch Kalambay	G	6-6	Sr.	Gatineau, Quebec/Indian Hills CC
7	Fallou Diagne	F/C	6-11	R-Sr.	Dakar, Senegal/Northwest Florida State
15	Jack Edelen	G	5-10	So.	Louisville, Ky./Male HS
3	Jalen Jackson	G	5-11	Gr.	San Antonio, Texas/A&M Corpus-Christi
22	Jaylen Dorsey	G	6-5	Sr.	Berea, Ky./Berea HS
13	Julius Thedford	G	6-4	Fr.	Memphis, Tenn./Cordova HS
6	Kade Unseld	G	6-5	Fr.	Bowling Green, Ky./Warren Central HS
4	Khristian Lander	G	6-3	Gr.	Evansville, Ind./Indiana
21	Leeroy Odiahi	F/C	6-11	Sr.	Tralee, Ireland/ODU
30	Teagan Moore	G	6-5	So.	Dry Ridge, Ky./Owen County HS
12	Terrion Murdix	G	6-1	Gr.	Springfield, Ill./A&M Corpus-Christi
31	Tyler Olden	G	6-0	Sr.	Scottsdale, Ariz./Hillcrest Prep
24	Tyrone Marshall Jr.	F	6-7	Gr.	Nashville, Tenn./Colby CC

**Coaching Staff**

Head Coach: Hank Plona, 1st Season as HC, 2nd Season at WKU  
 Assistant Coach: Tim MacAllister, 2nd Season  
 Assistant Coach: Josh Newman, 1st Season  
 Assistant Coach: Eric Murphy, 1st Season  
 Assistant Coach: Martin Cross, 10th Season at WKU  
 Assistant Coach: Darryl Jackson, 2nd Season

**Pronunciation Guide**

Fallou Diagne Fah-LOO jahn  
 Jack Edelen EE-dlin  
 Babacar Faye BAH-bah-kar fie  
 Enoch Kalambay EE-nok kah-LAHM-bay  
 Blaise Keita BLAZE KAY-tah  
 Terrion Murdix TAIR-ee-on MUR-dix  
 Leeroy Odiahi LEE-roy oh-DEE-ah-ee  
 Hank Plona PLOH-nuh