



## SCHEDULE & RESULTS

**18-7, 12-2 SEC**

HOME: 11-3    AWAY: 7-2    NEUTRAL: 0-2

### AUGUST (2-1)

|    |                           |        |
|----|---------------------------|--------|
| 27 | vs. #2 Nebraska ^ [ESPN2] | L, 3-1 |
| 30 | NORTHERN KENTUCKY         | W, 3-0 |
| 31 | RV WESTERN KENTUCKY       | W, 3-1 |

### SEPTEMBER (5-5)

|    |                             |        |
|----|-----------------------------|--------|
| 1  | MOREHEAD STATE              | W, 3-0 |
| 6  | #7 PENN STATE [SEC Network] | L, 3-2 |
| 7  | JAMES MADISON               | W, 3-0 |
| 8  | BALL STATE                  | W, 3-0 |
| 13 | at Southern Methodist       | W, 3-0 |
| 14 | vs. #7 Purdue               | L, 3-1 |
| 18 | #4 LOUISVILLE [ESPN]        | L, 3-1 |
| 21 | at #2 Stanford [ESPN2]      | L, 3-1 |
| 27 | at Auburn* [SEC Network]    | L, 3-2 |
| 29 | at #15 Florida* [ESPN]      | W, 3-1 |

### OCTOBER (5-1)

|    |                         |        |
|----|-------------------------|--------|
| 2  | OKLAHOMA* [SEC Network] | W, 3-2 |
| 6  | MISSOURI* [SEC Network] | W, 3-0 |
| 13 | #7 TEXAS* [ESPN]        | L, 3-0 |
| 16 | at Tennessee*           | W, 3-1 |
| 20 | at Alabama*             | W, 3-0 |
| 27 | at Ole Miss*            | W, 3-0 |

### NOVEMBER (6-0)

|    |                         |           |
|----|-------------------------|-----------|
| 1  | at South Carolina*      | W, 3-0    |
| 3  | at Georgia*             | W, 3-0    |
| 8  | TEXAS A&M*              | W, 3-0    |
| 10 | LSU* [SEC Network]      | W, 3-0    |
| 17 | GEORGIA*                | W, 3-1    |
| 20 | MISSISSIPPI STATE*      | W, 3-0    |
| 24 | ARKANSAS* [SEC Network] | 4 p.m. ET |
| 27 | at Missouri*            | 7 p.m. ET |

Home matches, listed in **BOLD**, played in Rupp Arena  
 \* - SEC Match  
 ^ - 2024 AVCA First Serve Showcase (Louisville, Ky.)



## #12 KENTUCKY (18-7, 12-2)

### GENERAL INFORMATION

Head Coach: Craig Skinner (20th)  
 Record at UK: 463-154  
 Career Record: Same  
 AVCA Rank: 12  
 2023: 21-8, 17-1 | NCAA Reg. Semi  
 NCAA RPI: 10

### CATEGORY LEADERS

K/S: Brooklyn DeLeye (4.75)  
 B/S: Brooke Bultema (1.02)  
 D/S: Molly Tuozzo (3.93)  
 A/S: Emma Grome (11.12)  
 Ace/S: Brooklyn DeLeye (0.44)  
 Pct.: Jordyn Dailey (.286)



## ARKANSAS (16-9, 6-7)

### GENERAL INFORMATION

Coach: Jason Watson (9th)  
 Record at ARK: 149-111  
 Career Record: 349-259  
 AVCA Rank: NR  
 2023: 28-6, 15-3 | NCAA Reg. Final  
 NCAA RPI: 49

### CATEGORY LEADERS

K/S: Aniya Madkin (3.78)  
 B/S: Zoi Evans (1.21)  
 D/S: Courtney Jackson (4.58)  
 A/S: Hannah Hogue (0.32)  
 Pct.: Zoi Evans (.412)

## MATCH INFORMATION

### LOCATION

VENUE..... HISTORIC MEMORIAL COLISEUM (7,000)

### BROADCAST

TV ..... SEC NETWORK+  
 PLAY-BY-PLAY..... PAUL SUNDERLAND  
 COLOR..... JENN HOFFMAN

### SERIES HISTORY

Kentucky leads series: 35-16  
 Last meeting: Arkansas won 3-2. 2023, NCAA Regionals  
 Streak: Arkansas has won 1 in a row overall. Kentucky has won the last 18 regular-season meetings  
 Note: 5 of the last 7 meetings in this series have gone 5 sets (2021a, 2021b, 2022, 2023a, 2023c)

## 2024 SEASON CAT SCRATCHES

- Kentucky won the 2020 NCAA Volleyball National Championship with a 3-1 win over Texas, becoming the first SEC school to ever win the national title.
- 2024 is Craig Skinner's 20th season as the head coach at Kentucky. He is the second-longest tenured coach in the SEC (Mary Wise).
- Kentucky graduate and 2020 NCAA National Champion, Avery Skinner, was on the 2024 USA Olympic Team for volleyball and won a silver medal.
- UK has won seven-straight SEC Championships.
- Emma Grome and Brooklyn DeLeye returning AVCA All-Americans from 2023. Grome is a 2x All-American.
- Kentucky has qualified for 19-straight NCAA Tournaments
- UK began the season ranked No. 9 in the AVCA Coaches' Poll.
- Transferring into Kentucky is one player in 2024, Delaney Hogan, from Xavier
- Kentucky returns to Memorial Coliseum after an \$83 million facelift, the largest investment in women's athletics in Kentucky history.
- Kentucky liberos have won SEC Libero/Defensive Player of the Year in 11 of the last 13 years, including Eleanor Beavin in 2021.
- UK will play three ESPN matches, including vs. Louisville, vs. Texas and at Florida
- Brooklyn DeLeye was named the 2023 SEC Freshman of the Year and 2023 AVCA All-Region Freshman of the Year.
- Emma Grome was named the SEC Player of the Year for the league in 2022, marking the fifth-straight year and fourth-different UK player to win it since 2018.
- Craig Skinner won the 2020-21 AVCA National Coach of the Year award, becoming the second UK head coach to win the award (Kathy DeBoer).

## 2024 STATISTICAL LEADERS

### KILLS



Brooklyn DeLeye  
4.75 / set

### PERCENTAGE



Jordyn Dailey  
.286

### BLOCKS



Brooke Bultema  
1.02 / set

### ASSISTS



Emma Grome  
11.12 / set

### DIGS



Molly Tuozzo  
3.93 / set

### ACES



Brooklyn DeLeye  
0.44 / set



1

**Megan Wilson**  
Senior  
Kingwood, Texas  
Outside Hitter



2

**Ava Sarafa**  
Sophomore  
Bloomfield Hills, Mich.  
Setter



3

**Delaney Hogan**  
Transfer (Xavier) // Senior  
Ft. Wayne, Ind.  
Middle Blocker



4

**Emma Grome**  
Senior  
Loveland, Ohio  
Setter



5

**Jordyn Dailey**  
RS-Freshman  
Franklinton, North Carolina  
Outside Hitter / Opposite



6

**Eleanor Beavin**  
Senior  
Louisville, Kentucky  
Libero / DS



7

**Haley Melby**  
Junior  
Munster, Indiana  
Outside Hitter



8

**Brooke Bultema**  
RS-Freshman  
Cincinnati, Ohio  
Middle Blocker



10

**Kennedy Washington**  
Freshman  
Glenn Heights, Texas  
Middle Blocker



12

**Molly Tuozzo**  
Sophomore  
The Woodlands, Texas  
Libero / DS



13

**Erin Lamb**  
Senior  
Stewartville, Minn.  
Outside Hitter



15

**Hannah Benjamin**  
Freshman  
Atlanta, Georgia  
Outside Hitter



17

**Brooklyn DeLeye**  
Sophomore  
Topeka, Kansas  
Outside Hitter



18

**Lane Jenkins**  
Junior  
Lexington, Ky.  
Setter



20

**Asia Thigpen**  
Freshman  
Pittsboro, N.C.  
Outside Hitter

**PRONUNCIATION GUIDE**

Ava Sarafa .....Suh-ROFF-uh  
Eleanor Beavin..... Bev (like Beverley)- IN  
Molly Tuozzo..... TUZZ (like fuzz) - Oh  
Brooklyn DeLeye..... Duh-LAY  
Brooke Bultema..... BOLL-tuh-muh




**Craig Skinner**  
Head Coach  
(20th year)



**Ben Josephson**  
Associate Head Coach  
(2nd year)



**Merideth Jewell**  
Assistant Coach  
(3rd year)



**Madison Lilley**  
Assistant Coach  
(2nd year)

2024 ROSTER

| ALPHABETICAL |                    |        |      |        |                                    |
|--------------|--------------------|--------|------|--------|------------------------------------|
| No.          | Name               | Pos.   | Ht.  | Class  | Hometown/High School   Prev.       |
| 6            | Eleanor Beavin     | L      | 5-5  | Sr.    | Louisville, Ky./Mercy              |
| 15           | Hannah Benjamin    | OH     | 6-1  | Fr.    | Atlanta, Ga./Fideles Christian     |
| 8            | Brooke Bultema     | MB     | 6-3  | RS-Fr. | Cincinnati, Ohio/Ursuline          |
| 5            | Jordyn Dailey      | OH/OPP | 6-2  | RS-Fr. | Franklinton, N.C./NC Academy       |
| 17           | Brooklyn DeLeye    | OH     | 6-2  | So.    | Topeka, Kansas/Washburn Rural      |
| 4            | Emma Grome         | S      | 5-9  | Sr.    | Loveland, Ohio/St. Ursula          |
| 3            | Delaney Hogan      | MB     | 6-0  | Sr.    | Ft. Wayne, Ind./Xavier             |
| 18           | Lane Jenkins       | S      | 5-9  | Sr.    | Versailles, Ky./Loyola-Chicago     |
| 13           | Erin Lamb          | OH     | 6-3  | Sr.    | Stewartville, Minn./Stewartville   |
| 7            | Haley Melby        | OH     | 6-1  | Jr.    | Munster, Ind./Munster              |
| 2            | Ava Sarafa         | S      | 6-0  | RS-Fr. | Bloomfield Hills, Mich./Marian     |
| 20           | Asia Thigpen       | OH/L   | 5-11 | Fr.    | Pittsboro, N.C./Northwood          |
| 12           | Molly Tuozzo       | L/DS   | 5-7  | So.    | The Woodlands, Texas/The Woodlands |
| 10           | Kennedy Washington | MB     | 6-0  | Fr.    | Glenn Heights, Texas/Prestonwood   |
| 1            | Megan Wilson       | OH     | 6-4  | Sr.    | Kingwood, Texas/Oklahoma           |

| NUMERICAL |                    |        |      |        |                                    |
|-----------|--------------------|--------|------|--------|------------------------------------|
| No.       | Name               | Pos.   | Ht.  | Class  | Hometown/High School               |
| 1         | Megan Wilson       | OH     | 6-4  | Sr.    | Kingwood, Texas/Oklahoma           |
| 2         | Ava Sarafa         | S      | 6-0  | RS-Fr. | Bloomfield Hills, Mich./Marian     |
| 3         | Delaney Hogan      | MB     | 6-0  | Sr.    | Ft. Wayne, Ind./Xavier             |
| 4         | Emma Grome         | S      | 5-9  | Sr.    | Loveland, Ohio/St. Ursula          |
| 5         | Jordyn Dailey      | OH/OPP | 6-2  | RS-Fr. | Franklinton, N.C./NC Academy       |
| 6         | Eleanor Beavin     | L/DS   | 5-5  | Sr.    | Louisville, Ky./Mercy              |
| 7         | Haley Melby        | OH     | 6-1  | Jr.    | Munster, Ind./Munster              |
| 8         | Brooke Bultema     | MB     | 6-3  | RS-Fr. | Cincinnati, Ohio/Ursuline          |
| 10        | Kennedy Washington | MB     | 6-0  | Fr.    | Glenn Heights, Texas/Prestonwood   |
| 12        | Molly Tuozzo       | L/DS   | 5-7  | So.    | The Woodlands, Texas/The Woodlands |
| 13        | Erin Lamb          | OH     | 6-3  | Sr.    | Stewartville, Minn./Stewartville   |
| 15        | Hannah Benjamin    | OH     | 6-1  | Fr.    | Atlanta, Ga./Fideles Christian     |
| 17        | Brooklyn DeLeye    | OH     | 6-2  | So.    | Topeka, Kansas/Washburn Rural      |
| 18        | Lane Jenkins       | S      | 5-9  | Sr.    | Versailles, Ky./Loyola-Chicago     |
| 20        | Asia Thigpen       | OH/L   | 5-11 | Fr.    | Pittsboro, N.C./Northwood          |

COACHING STAFF

**Head Coach:** Craig Skinner (Ball State, 1993 - 20th season)  
**Associate Head Coach:** Ben Josephson (Trinity Western, 2003 - 2nd season)  
**Assistant Coach:** Merideth Jewell (Kentucky, 2018 - 3rd season)  
**Assistant Coach:** Madison Lilley (Kentucky, 2021 - 2nd season)  
**Director of Operations:** Kristen Vicini (Kentucky, 2015 - 9th season)

PRONUNCIATION GUIDE

Ava Sarafa.....Suh-ROFF-uh  
 Eleanor Beavin..... Bev (like Beverley)- IN  
 Molly Tuozzo..... TUZZ (like fuzz) - Oh  
 Brooklyn DeLeye..... Duh-LAY  
 Brooke Bultema..... BOLL-tuh-muh

BY CLASS

BY POSITION

|   |  |   |   |
|---|--|---|---|
| <p><b>Freshmen - 3</b><br/>                     Kennedy Washington, Hannah Benjamin, Asia Thigpen</p> <p><b>RS Freshmen - 3</b><br/>                     Ava Sarafa, Jordyn Dailey, Brooke Bultema,</p> | <p><b>Sophomores - 2</b><br/>                     Brooklyn DeLeye, Molly Tuozzo</p> <p><b>Juniors - 1</b><br/>                     Haley Melby</p> <p><b>Seniors - 6</b><br/>                     Emma Grome, Eleanor Beavin, Delaney Hogan, Erin Lamb, Lane Jenkins, Megan Wilson</p> | <p><b>Liberos/DS - 3</b><br/>                     Eleanor Beavin, Molly Tuozzo, Asia Thigpen</p> <p><b>Setters- 3</b><br/>                     Lane Jenkins, Emma Grome, Ava Sarafa</p> | <p><b>Outside Hitters - 7</b><br/>                     Erin Lamb, Haley Melby, Megan Wilson, Jordyn Dailey, Brooklyn DeLeye, Hannah Benjamin, Asia Thigpen</p> <p><b>Middle Blockers - 4</b><br/>                     Brooke Bultema, Kennedy Washington, Delaney Hogan</p> |
|---|--|---|---|

General Information

Location..... Lexington, Ky.  
 Founded..... 1865  
 Enrollment..... 30,500  
 Nickname..... Wildcats  
 Colors..... Blue and White  
 Conference..... Southeastern  
 President..... Dr. Eli Capilouto  
 Athletic Director..... Mitch Barnhart  
 SWA..... Rachel Baker  
 VB Administrator..... Katie Eiserman  
 UK Faculty Rep..... Dr. Joseph Fink III  
 Arena..... Memorial Coliseum  
 Capacity..... 7,000

Coaching Staff

Head Coach..... Craig Skinner (20th Year)  
 UK Record (Career).... 463-154 (Same)  
 Alma Mater..... Ball State, 1993  
 NCAA Appearances..... 19  
 Associate Head Coach Ben Josephson (2nd)  
 Alma Mater..... Trinity Western, 2003  
 Assistant Coach..... Merideth Jewell (3rd)  
 Alma Mater..... Kentucky, 2018  
 Assistant Coach..... Madison Lilley (2nd)  
 Alma Mater..... Kentucky, 2021  
 Director of Operations .. Kristen Vicini (9th)  
 Alma Mater..... Kentucky, 2015  
 Volleyball Office Phone .... 859-257-2532

Team History

All-Time Record..... 1,043-544 (40 Years)  
 First Year..... 1977  
 NCAA Appearances..... 25  
 (1983, '87, '88, '90, '92, '93, 2005, '06, '07, '08, '09, '10, '11, '12, '13, '14, '15, '16, '17, '18, '19, '20-21, '21, '22, '23)

2023 In Review

Record..... 21-8, 17-1 SEC (1st)  
 2023 Final National Ranking..... 10  
 2023 Postseason... NCAA Regional Semifinal  
 Starters Returning/Lost..... 5/2  
 Letterwinners Returning/Lost..... 12/6  
 Newcomers..... 4

UK Athletics

Communications and Public Relations

Contact..... Chris Shoals  
 Phone..... 513-312-2489  
 E-Mail..... cmsh223@uky.edu  
 Website..... UKathletics.com  
 Address..... Joe Craft Center  
 338 Lexington Avenue  
 Lexington, Ky. 40506-0604

NOTES

**MEDIA WEEKLY SCHEDULE**

Monday - 11/18 - OFF DAY // Big Blue Radio Call-In Show (Malones, Lexington, 7pm)  
 Tuesday - 11/19 - Practice - 3:30-6pm (Memorial Coliseum)  
 Wednesday - 11/20 - **Mississippi State @ Kentucky, 7pm ET, SEC Network+ | W, 3-0**  
 Thursday - 11/21 - OFF DAY  
 Friday - 11/22 - Practice: 2:30-5:30pm ET // (Memorial Coliseum)  
 Saturday - 11/23 - Practice: 2-4pm ET // (Memorial Coliseum)  
 Sunday - 11/24 - **Arkansas @ Kentucky, 4pm ET, SEC Network+ | Serve/Pass: 11am ET**

**KENTUCKY INJURY REPORT**

**Hannah Benjamin** (ACL) - Out for entire 2024 season. Suffered in practice in April leading up to Japan trip  
**Erin Lamb** (Non-Volleyball Related Medical Absense) - Returned Wednesday vs. Mississippi State.

**MEMORIAL COLISEUM FACELIFT**

Kentucky played its entire 2023 home schedule at historic Rupp Arena in 2023 as Memorial Coliseum underwent an \$82 million renovation and restoration. The investment is the largest in Kentucky Athletics history for any female athletics project. The arena will be re-opened to the public on Aug. 30 in UK's home opener vs. NKU with the inclusion of the 2023 SEC Championship banner unveiling.

**SKINNER'S TEAM TREND**

In the last 6 years ... Kentucky's record during the months of:  
 August and September – 65-34 (.660)  
 October and November – 109-11 (.908)  
 \*This does not include the 2020-21 season due to the calendar being reshaped for COVID.

**PLANES, TRAINS & AUTOMOBILES**

Kentucky on the road in SEC play the past seven seasons:  
**2024:** 7-1  
**2023:** 9-0  
**2022:** 7-2  
**2021:** 8-1  
**2020-21:** 11-1  
**2019:** 9-0  
**2018:** 9-0  
**2017:** 9-1

Last 7+ seasons on the road dating back to 2017: 68-5 (.932)

**LAST MATCH VS. ARKANSAS**

The 2023 Kentucky Volleyball season ended Thursday, Dec. 7 in Lincoln, Nebraska as the Wildcats fell 3-2 (22-25, 25-22, 25-15, 15-10) to the No. 9 Arkansas Razorbacks inside the Bob Devaney Sports Center in the regional semifinal round of the 2023 NCAA Volleyball Championship. The match ended Kentucky's season, as the Wildcats closed out the year with a 21-8 overall record and 17-1 in the Southeastern Conference, having won the SEC for the seventh-straight season under the direction of head coach Craig Skinner.

**VIEW FROM THE TOP OF THE TABLE**

Kentucky has held first place **solo or shared** for 1,787 of the last 1,842 calendar days in the SEC.  
 Kentucky leads Missouri, Florida and Texas all by one full match in the standings with three match days remaining in the conference season for the Wildcats.

**2023 FINAL SEC STANDINGS**

| SCHOOL                | CONF | OVR   | H    | A    | N   |
|-----------------------|------|-------|------|------|-----|
| Kentucky <sup>A</sup> | 17-1 | 21-8  | 10-2 | 10-5 | 1-0 |
| Tennessee             | 15-3 | 27-5  | 14-2 | 11-2 | 1-0 |
| Arkansas              | 15-3 | 28-6  | 14-3 | 9-2  | 4-0 |
| Auburn                | 10-8 | 20-10 | 10-5 | 7-4  | 3-1 |
| Florida               | 10-8 | 19-10 | 9-7  | 9-3  | 1-0 |
| Georgia               | 10-8 | 19-12 | 12-3 | 5-6  | 2-3 |
| Missouri              | 9-9  | 18-13 | 11-4 | 5-8  | 2-1 |
| Texas A&M             | 8-10 | 16-13 | 7-7  | 6-6  | 3-0 |
| Mississippi St        | 6-12 | 13-15 | 10-4 | 1-10 | 2-1 |
| LSU                   | 6-12 | 11-17 | 6-7  | 2-9  | 3-1 |
| South Carolina        | 5-13 | 11-16 | 8-6  | 2-10 | 1-0 |
| Ole Miss              | 5-13 | 11-18 | 8-4  | 1-11 | 2-3 |
| Alabama               | 1-17 | 11-18 | 5-8  | 3-9  | 3-1 |

**2024 SEASON HONORS**

- Emma Grome** . . . . . Preseason All-SEC  
 . . . . . Bluegrass Battle All-Tournament Team  
 . . . . . Bluegrass Battle Tournament MVP  
 . . . . . SEC Co-Setter of the Week (9/30)  
 . . . . . SEC Setter of the Week (10/21)  
 . . . . . SEC Setter of the Week (11/4)  
 . . . . . SEC Player of the Week (11/4)  
 . . . . . SEC Setter of the Week (11/17)
- Eleanor Beavin** . . . . . Preseason All-SEC
- Brooklyn DeLeye** . . . . . Preseason All-SEC  
 . . . . . AVCA First Serve Showcase All-Tourney Team  
 . . . . . Bluegrass Battle All-Tournament Team  
 . . . . . SEC Offensive Player of the Week (10/21)  
 . . . . . SEC Offensive Player of the Week (11/17)
- Erin Lamb** . . . . . SMU All-Tournament Team
- Megan Wilson** . . . . . SMU All-Tournament Team
- Asia Thigpen** . . . . . SEC Freshman of the Week (10/21)

**2024 NCAA RPI TOP 30**

| No. School             | Conf.      | Overall     | Road       | Neutral    | Home        |
|------------------------|------------|-------------|------------|------------|-------------|
| 1 Nebraska             | Big Ten    | 26-1        | 8-1        | 1-0        | 17-0        |
| 2 Pittsburgh           | ACC        | 25-1        | 9-1        | 2-0        | 14-0        |
| 3 Louisville           | ACC        | 23-3        | 8-2        | 2-0        | 13-1        |
| 4 Creighton            | Big East   | 25-2        | 7-2        | 3-0        | 15-0        |
| 5 Stanford             | ACC        | 21-4        | 8-4        | 2-0        | 11-0        |
| 6 Penn St.             | Big Ten    | 25-2        | 11-2       | 1-0        | 13-0        |
| 7 SMU                  | ACC        | 21-6        | 9-2        | 1-0        | 11-4        |
| 8 Wisconsin            | Big Ten    | 20-5        | 9-2        | 1-2        | 10-1        |
| 9 Arizona St.          | Big 12     | 26-2        | 9-2        | 6-0        | 11-0        |
| <b>10 Kentucky</b>     | <b>SEC</b> | <b>17-7</b> | <b>7-2</b> | <b>0-2</b> | <b>10-3</b> |
| 11 Kansas              | Big 12     | 22-3        | 7-2        | 3-0        | 12-1        |
| 12 Texas               | SEC        | 15-6        | 8-1        | 1-1        | 6-4         |
| 13 Utah                | Big 12     | 21-5        | 8-3        | 3-0        | 10-2        |
| 14 Dayton              | A-10       | 28-1        | 12-0       | 5-1        | 11-0        |
| 15 TCU                 | Big 12     | 17-7        | 3-5        | 2-1        | 12-1        |
| 16 BYU                 | Big 12     | 16-8        | 5-4        | 0-1        | 11-3        |
| 17 Southern California | Big Ten    | 18-8        | 6-4        | 1-0        | 11-4        |
| 18 Oregon              | Big Ten    | 19-6        | 6-4        | 3-0        | 10-2        |
| 19 Florida             | SEC        | 19-5        | 7-1        | 2-0        | 10-4        |
| 20 Baylor              | Big 12     | 18-7        | 4-4        | 0-0        | 14-3        |
| 21 Purdue              | Big Ten    | 22-5        | 8-2        | 4-1        | 10-2        |
| 22 Missouri            | SEC        | 18-6        | 6-3        | 3-2        | 9-1         |
| 23 Georgia Tech        | ACC        | 20-5        | 7-2        | 1-0        | 12-3        |
| 24 Marquette           | Big East   | 20-7        | 8-3        | 2-0        | 10-4        |
| 25 Texas A&M           | SEC        | 16-7        | 6-4        | 2-0        | 8-3         |
| 26 LMU (CA)            | WCC        | 21-4        | 7-3        | 3-1        | 11-0        |
| 27 North Carolina      | ACC        | 19-6        | 6-5        | 2-0        | 11-1        |
| 28 Minnesota           | Big Ten    | 17-9        | 6-4        | 3-2        | 8-3         |
| 29 Illinois            | Big Ten    | 17-9        | 8-5        | 3-2        | 6-2         |
| 30 Florida St.         | ACC        | 18-8        | 7-6        | 1-0        | 10-2        |

## NOTES

### STREAKY CATS

Kentucky has run off long conference winning streaks each year it has won the SEC title:

- 2017 - 10-match SEC winning streak
- 2018 - 18-0; Perfect SEC record; 18-match SEC winning streak
- 2019 - 8-match SEC winning streak
- 2020 - 16-match SEC winning streak
- 2021 - 8-match SEC winning streak
- 2022 - 6-match SEC winning streak
- 2023 - 16-match SEC winning streak
- 2024 - CURRENT - 9-match SEC winning streak

### KENTUCKY vs. OPPONENTS IN ITS LAST NINE SEC MATCHES

In its last seven matches, the Wildcats are 9-0:

| ..... KENTUCKY          | OPPONENTS |
|-------------------------|-----------|
| Hitting Percentage..... | .299      |
| Assists Per Set.....    | 14.62     |
| Aces Per Set.....       | 1.90      |
| Digs Per Set.....       | 13.76     |
| Points Scored.....      | 556.0     |
|                         | .150      |
|                         | 9.28      |
|                         | 0.79      |
|                         | 12.28     |
|                         | 385.0     |

### INDIVIDUAL NOTES ON WINNING STREAK

Brooklyn DeLeye ..... 5.62 kills per set  
 ..... .298 hitting percentage  
 ..... 1.69 digs per set

Molly Tuozzo ..... 4.38 digs per set

Emma Grome ..... 12.93 assists per set  
 ..... 2.52 digs per set

Brooke Bultema ..... 1.11 blocks per set

### KENTUCKY'S HOSTING RESUME

The following are key considerations for the NCAA Selection Committee and Kentucky's metrics:

|                            |  |
|----------------------------|--|
| RPI.....                   | 10th                                       |
| KPI.....                   | 11th                                       |
| Top-25 RPI Wins.....       | 4  |
| Strength of Schedule.....  | 5th  |
| Best Wins.....             | @ #10 SMU / @ #19 FLA / #22 MIZ / #25 TAMU |
| Bad Losses (50+).....      | None                                       |
| Opponent Success Rate..... | 2nd  |
| Last 10 Matches.....       | 9-1  |
| Conference Position.....   | 1st  |

### DELEYE BREAKS SCHOOL RECORD

Brooklyn DeLeye set the school record at Kentucky with the most kills in a four-set match on Nov. 17 as she recorded 30 kills on 69 swings. The record of 30 kills was shattered by DeLeye for a four-set match as she hit .377 for the afternoon with only four errors. She becomes the second player all-time at Kentucky to record a 30-kill match in a match of any duration in the current rally-scoring era, as she joins Anni Thomasson (2013-16) who did it against LSU in a five-set affair. Sunday's match was DeLeye's 42nd-career match with 10+ kills, and it marks the 22nd time she's reached that mark this season, as Sunday also registers as the 11th time in her career she's had 20 or more terminations in a match, which is already second all-time at UK behind Leah Edmond's 29.

### GROME CLOSING IN ON MADISON LILLEY

All-Time Assists in the rally-scoring era at Kentucky:

1. Madison Lilley ..... 4,962 (2017-2020)
2. Emma Grome ..... 4,797 (2021-Pres.)

### MERRY CLINCHMAS!

Kentucky's SEC Championship clinching match-ups:

- 2017 - @ Georgia [clinched share]
- 2018 - @ Missouri [clinched share] / @ South Carolina [clinched outright title]
- 2019 - vs. Ole Miss [clinched share]
- 2020 - @ Florida [clinched share] / vs. Alabama [clinched outright title]
- 2021 - vs. Florida match 1 [clinched share] / vs. Florida match 2 [clinched outright title]
- 2022 - vs. South Carolina [clinched share]
- 2023 - @ Arkansas [clinched share] / vs. Florida [clinched outright title]

## AVCA COACHES POLL

### WEEK 12

| RANK | SCHOOL          | TOTAL POINTS | RECORD      | PREVIOUS RANK |
|------|-----------------|--------------|-------------|---------------|
| 1    | Pitt (49)       | 1513         | 25-1        | 1             |
| 2    | Nebraska (12)   | 1476         | 26-1        | 2             |
| 3    | Louisville      | 1389         | 23-3        | 3             |
| 4    | Penn State      | 1290         | 25-2        | 4             |
| 5    | Creighton       | 1268         | 25-2        | 5             |
| 6    | Wisconsin       | 1245         | 20-5        | 6             |
| 7    | Stanford        | 1181         | 21-4        | 7             |
| 8    | Purdue          | 1061         | 22-5        | 8             |
| 9    | Arizona State   | 1007         | 26-2        | 9             |
| 10   | SMU             | 999          | 21-6        | 10            |
| 11   | Kansas          | 897          | 22-3        | 12            |
| 12   | <b>Kentucky</b> | <b>819</b>   | <b>17-7</b> | <b>13</b>     |
| 13   | Oregon          | 781          | 19-6        | 11            |
| 14   | Texas           | 772          | 15-6        | 14            |
| 15   | Georgia Tech    | 605          | 20-5        | 15            |
| 16   | Minnesota       | 586          | 17-9        | 16            |
| 17   | Baylor          | 512          | 18-7        | 17            |
| 18   | Dayton          | 407          | 28-1        | 19            |
| 19   | Utah            | 400          | 21-5        | 20            |
| 20   | Florida         | 391          | 19-5        | 21            |
| 21   | USC             | 314          | 18-8        | 23            |
| 22   | TCU             | 258          | 17-7        | 18            |
| 23   | Florida State   | 201          | 18-8        | 22            |
| 24   | BYU             | 177          | 16-8        | 24            |
| 25   | Missouri        | 133          | 18-6        | 25            |

Receiving Votes: North Carolina 64; Washington 20; Texas A&M 15; Miami (FL) 12; Marquette 11; Western Kentucky 9; South Dakota State 4

Teams UK has or will play listed in *ITALICS*

## AVCA WEEKLY RANKINGS

| Date             | Ranking    |
|------------------|------------|
| PRESEASON        | 9          |
| WEEK 1 (SEPT 2)  | 9 (+/- 0)  |
| WEEK 2 (SEPT 9)  | 10 (-1)    |
| WEEK 3 (SEPT 16) | 11 (-1)    |
| WEEK 4 (SEPT 23) | 12 (-1)    |
| WEEK 5 (SEPT 30) | 13 (-1)    |
| WEEK 6 (OCT 7)   | 12 (+1)    |
| WEEK 7 (OCT 14)  | 15 (-3)    |
| WEEK 8 (OCT 21)  | 14 (+1)    |
| WEEK 9 (OCT 28)  | 14 (+/- 0) |
| WEEK 10 (NOV 4)  | 13 (+1)    |
| WEEK 11 (NOV 11) | 13 (+/- 0) |
| WEEK 12 (NOV 18) | 12 (+1)    |
| WEEK 13 (NOV 25) |            |
| WEEK 14 (DEC 2)  |            |

## UNDER SKINNER

TOTAL WEEKS RANKED: 216  
 LAST TIME RANKED: CURRENT  
 MOST CONSECUTIVE RANKINGS: 127\*, 12/6/15-PRES.  
 CURRENT STREAK: 127  
 HIGHEST-EVER RANKING: #1 (4/25/21; FINAL POLL)

\*=CURRENT

NOTES

**RANKING THE RANKED**

Kentucky has been ranked inside of the top-25 of the American Volleyball Coaches' Association Top-25 poll in 127 consecutive weeks. This is a program record for UK that spans seven complete seasons. The Wildcats finished the 2020-21 season ranked No. 1 after winning the NCAA National Championship.

UK is slotted #12 in the AVCA polls, and ended up playing matches against: #2 Nebraska, #3 Stanford, #4 Penn State, #5 Louisville and #7 Purdue in the non-conference.

**SEC CHAMPIONSHIP WOMEN'S HISTORY HISTORY**

Women's teams in the SEC who lead the history of the conference in consecutive titles:

- (20) - Florida Volleyball ... 1991-2010
- (11) - Florida Swimming ... 1986-1996
- (10) - Arkansas Indoor Track ... (2015-Present)
- (9) - Arkansas Cross Country ... (2013-2021)
- (7) - KENTUCKY VOLLEYBALL ... (2017-Present)

**CHALLENGE REVIEW SYSTEM**

Craig Skinner's challenge record in 2024

\* Overall: 16/25 challenges won (.640); SEC challenges: 12/17 (.706)

Craig Skinner's challenge record in 2023

\* Overall: 22/34 challenges won (.647); SEC challenges: 14/21 (.666)

**SEC DOMINANCE**

Since the start of the 2017 SEC season, during UK's seven-year run as champions, the Wildcats in SEC play are 116-11 (.913) in league matches.

**SEC WEEKLY AWARDS (11/4/24)**

Emma Grome was named the Southeastern Conference's Player of the Week and Setter of the Week on Monday afternoon, the league announced. The setter of the week honor is Grome's 19th in her four-year career as a Wildcat. Grome had 12.33 assists over the weekend as Kentucky completed a 5-0 road trip with wins over South Carolina and Georgia. Grome capped off the road trip with 40 assists vs. Georgia, a new season-high for a three-set match as UK hit .356 as a team thanks to her efficiency and swept the Bulldogs.

**SEC WEEKLY AWARDS (10/21/24)**

Kentucky won three of the four SEC weekly awards Monday, Oct. 21. Brooklyn DeLeye won the SEC Offensive Player of the Week award, Emma Grome won her second SEC Player of the Week title and Asia Thigpen won SEC Freshman of the Week.

**JAPAN TRIP**

Kentucky took its quad-annual overseas trip to Japan in April of 2024. The Wildcats played five matches over a six-day stretch with competitions in Japanese cities of Osaka, Kyoto, Shibuya and Asakusa. With the trip overseas, Kentucky was also able to get in the gym in Lexington to prepare for the trip with additional spring practices as all incoming players were folded into the mix for the exhibition matches.

All in all, the trip encompassed 11 days.

**KENTUCKY IN THE RPI WORLD**

Here is the breakdown by wins and losses for Kentucky in 2024:

- QUAD 1 (1-25): 4-6 | Best win in quadrant: at SMU (7) | Worst loss in quadrant: vs. Purdue (21)
- QUAD 2 (26-50): 4-1 | Best win: vs. Oklahoma (32) | Worst loss: at Auburn (45)
- QUAD 3 (51-100): 6-0 | Best win: vs. Western Kentucky (53) | Worst loss: none
- QUAD 4 (101+): 4-0 | Best win: at Alabama (132) | Worst loss: none

**YOU CAN'T DELAY DeLEYE**

Kentucky outside hitter Brooklyn DeLeye is averaging 5.24 kills per set and 1.69 digs per set in SEC play this season. She had four-straight matches of 20+ kills to start league play and she is hitting .264 alongside 18 aces.

**GROME NAMED SEC CO-SETTER OF THE WEEK SEPT 30**

Kentucky's first SEC weekly award of the season came Monday, Sept. 30 as Emma Grome was named the SEC Co-Setter of the Week. Grome passed Madison Lilley on Friday night with her 57th-career match of 40-plus assists as she went on to log 50 assists in the match. Grome recorded 10.67 assists per set on the weekend with a double-double, her third of the season, Sunday afternoon in Gainesville as the Wildcats beat the Gators in a top-15 showdown. Grome had 46 assists Sunday afternoon to go along with 11 digs. Grome now has six matches this season with 40+ assists.

**KENTUCKY IN THE 2023-24 TRANSFER PORTAL**

Incoming:

\* Delaney Hogan // (From: Xavier)

Outgoing:

- \* Reagan Rutherford // (To: Texas)
- \* Elise Goetzinger // (To: Creighton)
- \* Jordyn Williams // (To: Kansas State)

**TOP PERFORMERS**

2024 SEASON

**TOTAL KILLS**

|                      |     |
|----------------------|-----|
| Brooklyn DeLeye..... | 418 |
| Megan Wilson .....   | 190 |
| Brooke Bultema.....  | 176 |
| Asia Thigpen .....   | 112 |

**TOTAL ASSISTS**

|                    |     |
|--------------------|-----|
| Emma Grome .....   | 990 |
| Molly Tuozzo ..... | 91  |

**TOTAL ACES**

|                      |    |
|----------------------|----|
| Brooklyn DeLeye..... | 39 |
| Molly Tuozzo.....    | 30 |
| Eleanor Beavin.....  | 30 |
| Erin Lamb.....       | 17 |

**TOTAL DIGS**

|                      |     |
|----------------------|-----|
| Molly Tuozzo.....    | 350 |
| Emma Grome .....     | 196 |
| Eleanor Beavin.....  | 176 |
| Brooklyn DeLeye..... | 139 |

**TOTAL BLOCKS**

|                     |    |
|---------------------|----|
| Brooke Bultema..... | 86 |
| Megan Wilson .....  | 74 |
| Jordyn Dailey ..... | 60 |
| Emma Grome .....    | 46 |

**TOTAL POINTS**

|                      |       |
|----------------------|-------|
| Brooklyn DeLeye..... | 474.5 |
| Megan Wilson .....   | 233.0 |
| Brooke Bultema.....  | 230.5 |
| Jordyn Dailey .....  | 135.0 |

**CATS NATIONAL RANKS**

**2024 TEAM STATS**

| STAT          | VALUE | SEC | NAT'L |
|---------------|-------|-----|-------|
| Hitting Pct.  | .260  | 6   | 32    |
| Assists/Set   | 12.91 | 3   | 25    |
| Blocks/Set    | 2.09  | 9   | 165   |
| Opp Hit. Pct. | .188  | 3   | 90    |
| Aces/Set      | 1.84  | 2   | 28    |
| Digs/Set      | 12.16 | 14  | 320   |
| Kills/Set     | 13.64 | 4   | 41    |

**INDIVIDUAL STATS**

| STAT/PLAYER        | VALUE | SEC | NAT'L |
|--------------------|-------|-----|-------|
| <b>Assists/Set</b> |       |     |       |
| Emma Grome         | 11.12 | 1   | 7     |
| <b>Kills/Set</b>   |       |     |       |
| Brooklyn DeLeye    | 4.75  | 3   | 9     |
| <b>Blocks/Set</b>  |       |     |       |
| Brooke Bultema     | 1.02  | 12  | 195   |
| <b>Hitting Pct</b> |       |     |       |

## NOTES

### HOW THE ROSTER WAS CONSTRUCTED

**True recruits who are currently with Kentucky:** 12 (Sarafa, Grome, Dailey, Beavin, Melby, Bultema, Washington, Tuozzo, Lamb, Benjamin, DeLeye, Thigpen)

**Players who have entered Kentucky through the portal:** 3 (Megan Wilson, Oklahoma; Lane Jenkins, Loyola-Chicago; Delaney Hogan, Xavier)

### KENTUCKY IN THE NCAA TOURNAMENT AS OF RECENT

- 2023 - NCAA Regional Semifinal
- 2022 - NCAA Regional Semifinal
- 2021 - NCAA Second Round
- 2020 - NCAA National Champions
- 2019 - NCAA Regional Semifinal

### SEC AWARD WINNERS

The Kentucky Volleyball team placed five players on the All-Southeastern Conference postseason team, the most of any team in the SEC and got two major individual awards. Kentucky freshman Brooklyn DeLeye was named the SEC Freshman of the Year and head coach Craig Skinner was named SEC Co-Coach of the Year, as there was a four-way tie for the SEC Coach of the Year voting. On the All-SEC Team, Kentucky had a league-high five players with Eleanor Beavin, DeLeye, Emma Grome, Reagan Rutherford and Azhani Tealer all earning spots on the 18-person team. Molly Tuozzo joined DeLeye on the All-SEC Freshman Team, which is comprised of seven players.

### TEALER MAKES HISTORY

The SEC title for 2023 was not only Kentucky's seventh in a row, but additionally, Azhani Tealer became the first-ever Southeastern Conference student-athlete that is known to have won five SEC Championships with one team in a five-year window while playing in all five years.

### SKINNER IN THE OLYMPICS

Former Wildcat and 2020 NCAA National Champion, Avery Skinner, was on the 2024 Paris Olympic Team for the United States, who took home a silver medal.

In her time at UK, Skinner averaged 3.11 kills per set with 355 total kills, hit .286, 0.67 digs per set and scored 885.5 points for an average of 3.35 per set. She only appeared in 26 total sets her sophomore season (2019) before rededicating herself to the sport for a senior season of 3.81 kills per set and using that as a launching pad for the sustained success.



### KENTUCKY IN FIVE-SET MATCHES

**2024:** UK is 1-2 in five setters

\*Penn State (H) - L, 3-2 | UK was up 2-0. It was Kentucky's **first time** losing a 2-0 lead in any match since 2011 vs. Mizzou

\*Auburn (A) - L, 3-2 | UK had a match point at 15-14 in the fifth set. Second reverse sweep for UK in 2024.

\*Oklahoma (H) - W, 3-2 | Kentucky led every point of the fifth set. First five-set win of the season

Kentucky was 2-2 in five-set matches in 2023:

\*Purdue (A) - L, 3-2 | Led 13-12 in fifth set, lost 18-16

\*Georgia (A) - W, 3-2 | Trailing 7-3 in the fifth set, won 15-13

\*Arkansas (H) - W, 3-2 | Led 7-2, won 15-10

\*Arkansas (N) - L, 3-2 | NCAA Regional Semifinal

### KENTUCKY ON ESPN

The Wildcats will play three games on flagship ESPN this season, beginning on Sept. 18 with the annual Battle of the Bluegrass against Louisville at 7 p.m. ET. The Wildcats will travel to Florida on Sept. 29 for a 1 p.m. ET showdown on ESPN before another 1 p.m. ET match, this time against Texas in Lexington on October 13.

### SEVENTH HEAVEN IN 2023

Kentucky swept No. 9 Arkansas on Nov. 22, 3-0 (25-19, 25-14, 26-24) at Barnhill Arena in Fayetteville, Arkansas to claim its seventh-straight Southeastern Conference championship in 2023.

### LITTLE MISS 3,000

Emma Grome recorded her 3,000th-career assist, becoming the eighth player all-time at UK to achieve that mark with her first assist vs. Mizzou on Oct. 6. She was honored pre-match on Oct. 8 vs. Ole Miss with a ball presentation from head coach Craig Skinner.

### KENTUCKY PICKED THIRD IN SEC PRESEASON POLL

The Southeastern Conference announced its 2024 preseason volleyball team and the Kentucky Volleyball team had three members of the team with senior setter Emma Grome, senior libero Eleanor Beavin and sophomore outside hitter Brooklyn DeLeye being voted to the 18-person team as chosen by the SEC head coaches. The SEC coaches also voted on the predicted order of finish in the league, with Kentucky taking the third position in the preseason vote behind favorites Texas who received all but one first-place vote and Florida. The Wildcats have won the last seven SEC titles dating back to the 2017 season and are the only SEC team to have won an NCAA Championship as a member of the league.

### 2024 DOUBLE-DOUBLES

#### Emma Grome (5)

- 44 assists, 12 digs .....vs. Western Kentucky (8/31)
- 33 assists, 10 digs .....vs. James Madison (9/7)
- 40 assists, 13 digs .....at Stanford (9/21)
- 46 assists, 11 digs .....at Florida (9/29)
- 34 assists, 10 digs .....at South Carolina (11/1)
- 42 assists, 11 digs .....vs. Texas A&M (11/8)

#### Brooklyn DeLeye (3)

- 21 kills, 10 digs .....at Auburn (9/27)
- 25 kills, 10 digs .....vs. Oklahoma (10/3)
- 23 kills, 10 digs .....at Tennessee (10/16)

#### Asia Thigpen (1)

- 11 kills, 16 digs .....vs. Georgia (11/17)

## UK VS. RANKED TEAMS

| Date     | Team              | Result |
|----------|-------------------|--------|
| Aug. 27  | #2 Nebraska (N)   | L, 3-1 |
| Sept. 6  | #7 Penn State (H) | L, 3-2 |
| Sept. 14 | #7 Purdue (N)     | L, 3-1 |
| Sept. 18 | #4 Louisville (H) | L, 3-1 |
| Sept. 21 | #2 Stanford (A)   | L, 3-1 |
| Sept. 29 | #15 Florida (A)   | W, 3-1 |
| Oct. 13  | #7 Texas (H)      | L, 3-0 |

## WHO LED THE CATS?

### Kentucky Match Leaders (Includes Ties)

#### KILLS

- 30..... Brooklyn DeLeye .....vs. Georgia
- 26..... Brooklyn DeLeye .....vs. WKU
- 25..... Brooklyn DeLeye .....vs. Oklahoma
- 24..... Brooklyn DeLeye .....vs. Florida

#### HITTING PERCENTAGE (MIN. 12 KILLS)

- .625..... Erin Lamb .....vs. JMU
- .583..... Asia Thigpen .....vs. Tennessee
- .524..... Brooke Bultema .....vs. Florida
- .480..... Brooklyn DeLeye .....vs. WKU
- .464..... Brooklyn DeLeye .....at Georgia

#### BLOCKS

- 7..... Jordyn Dailey .....vs. SMU
- 6..... Brooke Bultema ..... Penn State
- 6..... Brooke Bultema .....vs. Alabama
- 6..... Jordyn Dailey .....at Georgia
- 6..... Brooke Bultema .....vs. Texas A&M
- 6..... Jordyn Dailey .....vs. Mississippi St.

#### ASSISTS

- 58..... Emma Grome .....vs. Georgia
- 53..... Emma Grome .....vs. Penn State
- 50..... Emma Grome .....vs. Tennessee
- 50..... Emma Grome .....vs. Auburn

#### DIGS

- 23..... Eleanor Beavin .....vs. Nebraska
- 22..... Molly Tuozzo .....vs. Ball State
- 22..... Molly Tuozzo .....vs. Texas A&M
- 20..... Molly Tuozzo .....vs. Oklahoma

#### ACES

- 6..... Erin Lamb .....vs. Ball State
- 4..... Molly Tuozzo .....vs. Louisville
- 4..... Brooklyn DeLeye .....vs. JMU
- 4..... Brooklyn DeLeye .....vs. Auburn
- 4..... Molly Tuozzo .....vs. Oklahoma

# THE LAST TIME

## THE LAST TIME A KENTUCKY PLAYER...

|   |  |
|---|--|
| Had 20 or more kills:                                 | <b>30, Brooklyn DeLeye vs. Georgia (11/17/24)</b>  |
| Had 25 or more kills:                                 | <b>30, Brooklyn DeLeye vs. Georgia (11/17/24)</b>  |
| Had 30 or more kills:                                 | <b>30, Brooklyn DeLeye vs. Georgia (11/17/24)</b>  |
| Had 35 or more kills:                                 | Sarah Spinner (36) vs. American (11/27/94)   |
| Recorded double-digit kills in five-straight matches: | <b>Brooklyn DeLeye (Active)</b>  |
| Four or more players recorded double-digit kills:     | <b>Wilson, Melby, Bultema, DeLeye vs. Auburn (9/27/24)</b>                                   |
| Two players recorded 20 or more kills:                | Brooklyn DeLeye (25) and Megan Wilson (20) vs. Alabama (10/1/23)                             |
| Hit .750 or better (Min. 10 attempts):                | Madi Skinner (.923, 12 kills, 13 att.) vs. Northern Iowa (9/3/21)                            |
| Had 50 or more attacks:                               | <b>Brooklyn DeLeye (69) vs. Georgia (11/17/24)</b>   |
| Had 80 or more attacks:                               | Molly Dreisbach (80) vs. Texas (11/7/94)   |
| Had 20 or more digs:                                  | <b>Molly Tuozzo (22) vs. Texas A&amp;M (11/8/24)</b>   |
| Had 30 or more digs:                                  | Eleanor Beavin (30) vs. Arkansas (10/20/23)  |
| Had 40 or more digs:                                  | Ashley Dusek (40) at Auburn (10/16/15)   |
| Had double-digit digs in 10+ straight matches:        | <b>Molly Tuozzo (8/31 span of 18 matches to 11/1)</b>  |
| Two players recorded double-digit digs:               | <b>Tuozzo/Thigpen vs. Georgia (11/17/24)</b>   |
| Had 60 or more assists:                               | Madison Lilley (63) vs. Washington (4/22/21)   |
| Had 70 or more assists:                               | Elizabeth Koberstein (70) vs. Tulsa (8/27/11)  |
| Registered back-to-back 60-assist matches:            | Sarah Rumely vs. Cincinnati (11/24/06), vs. Ohio (11/30/06)                                  |
| Had 7 or more blocks:                                 | Elise Goetzinger at Arkansas (11/22/23)  |
| Had 10 or more blocks:                                | Azhani Tealer vs. South Carolina (11/25/22)  |
| Four players recorded five or more blocks:            | Emily Franklin (10), Olivia Dailey (6) Kaz Brown (6), Darian Mack (5) at Ole Miss (11/14/16) |
| Had five or more aces in a match:                     | Molly Tuozzo (6) at Northern Colorado (8/26/23)  |
| Two players recorded three or more aces:              | <b>Eleanor Beavin / Haley Melby vs. Penn State (9/6/24)</b>                                  |
| Recorded a double-double:                             | <b>Emma Grome vs. Texas A&amp;M (11/8/24)</b>  |
| Recorded back-to-back double-doubles:                 | <b>Brooklyn DeLeye at Florida and Oklahoma (9/29/24 and 10/2/24)</b>                         |
| Two players recorded a double-double:                 | Brooklyn DeLeye and Emma Grome at Mizou (10/6/23)  |
| Recorded 30 or more kills, 20+ digs:                  | Anni Thomasson (30 kills, 22 digs) vs. LSU (11/10/13)  |

BOLD = 2024 Season

## THE LAST TIME KENTUCKY...

|   |  |
|---|--|
| Had 65 or more kills in a match:                    | <b>66 vs. Georgia (11/17/24)</b>                               |
| Had 75 or more kills in a match:                    | 76 at Arkansas (10/8/22)                                       |
| Had 100 or more kills in a match:                   | 107, vs. Duke (10/9/92)  |
| Had 65 or more kills in consecutive matches:        | 73, at Tennessee (10/26/12), 72, at Georgia (10/28/12)         |
| Hit .350 or better in a match:                      | <b>.351 vs. Georgia (11/17/24)</b>                             |
| Hit .400 or better in a match:                      | <b>.412 vs. Ball State (9/8/24)</b>                            |
| Hit .500 or better in a match:                      | .500 vs. Baylor (12/1/23)                                      |
| Hit .400 or better in consecutive matches:          | .400 vs. Creighton (9/3/22) and .518 vs. Southern Cal (9/3/22) |
| Had 75 or more digs in a match:                     | 81 vs. Arkansas (12/7/23)                                      |
| Had 100 or more digs in a match:                    | 102, at LSU (11/11/05)   |
| Had 75 or more digs or more in consecutive matches: | 76, at LSU (9/21/12), 75 at Texas A&M (9/23/12)                |
| Had 20 or more total blocks in a match:             | 27 vs. Indiana (9/14/19)                                       |
| Had 15 or more total blocks in consecutive matches: | 16.0, vs. Virginia (9/10/16), 16.5, vs. Saint Louis (9/10/16)  |
| Had 10 or more aces in a match:                     | <b>12 at South Carolina (11/1/24)</b>                          |
| Had 10 or more aces in consecutive matches:         | 14, vs. Western Kentucky (8/29/06), 12, at Syracuse (9/1/06)   |
| Lost consecutive home matches:                      | Louisville and Nebraska (2022)                                 |
| Lost consecutive road matches:                      | <b>at Stanford and at Auburn (9/21/24 &amp; 9/27/24)</b>       |

BOLD = 2024 Season

## UK'S RECORD WHEN

|                          | All  | SEC  |
|--------------------------|------|------|
| Overall Record           | 18-7 | 12-2 |
| Home Record              | 11-3 | 6-1  |
| Road Record              | 7-2  | 6-1  |
| Neutral Record           | 0-2  | 0-0  |
| In August                | 2-1  | 0-0  |
| In September             | 5-5  | 1-1  |
| In October               | 5-1  | 5-1  |
| In November              | 6-0  | 6-0  |
| In December              | 0-0  | 0-0  |
| In 3-set Matches         | 13-1 | 8-1  |
| At Home                  | 8-1  | 4-1  |
| On the Road              | 5-0  | 4-0  |
| Neutral                  | 0-0  | 0-0  |
| In 4-set Matches         | 4-4  | 3-0  |
| At Home                  | 2-1  | 1-0  |
| On the Road              | 2-1  | 2-0  |
| Neutral                  | 0-2  | 0-0  |
| In 5-set Matches         | 1-2  | 1-1  |
| At Home                  | 1-1  | 1-0  |
| On the Road              | 0-1  | 0-1  |
| Neutral                  | 0-0  | 0-0  |
| Winning Set One          | 17-3 | 11-1 |
| Losing Set One           | 1-4  | 1-1  |
| Winning Set Two          | 15-3 | 10-1 |
| Losing Set Two           | 3-4  | 2-1  |
| Winning Set Three        | 16-2 | 10-0 |
| Losing Set Three         | 2-5  | 2-2  |
| Winning Set Four         | 5-0  | 4-0  |
| Losing Set Four          | 0-6  | 0-1  |
| Winning Set Five         | 1-0  | 1-0  |
| Losing Set Five          | 0-2  | 0-1  |
| Hitting .200 or above    | 18-2 | 12-1 |
| Hitting below .200       | 0-5  | 0-1  |
| Outhitting opponent      | 17-0 | 11-0 |
| Opponent outhits UK      | 1-7  | 1-2  |
| Hitting pct. is even     | 0-0  | 0-0  |
| More kills than opp.     | 17-3 | 11-1 |
| Equal/Fewer kills        | 1-4  | 1-1  |
| More assists than opp.   | 17-2 | 11-0 |
| Equal/Fewer assists      | 1-5  | 1-2  |
| More aces than opp.      | 17-4 | 11-1 |
| Equal/Fewer aces         | 1-3  | 1-1  |
| More digs than opp.      | 17-1 | 11-1 |
| Equal/Fewer digs         | 1-6  | 1-1  |
| More blocks than opp.    | 14-1 | 9-0  |
| Equal/Fewer blocks       | 4-5  | 3-1  |
| Against Top 25 opponents | 1-6  | 1-1  |



COACHING STAFF



HEAD COACH CRAIG SKINNER

**2020 NCAA National Champion**  
**2020-21 AVCA National Coach of the Year**  
**UK all-time winningest coach**  
**Seven-time SEC Champion (2017, 2018, 2019, 2020-21, 2021, 2022, 2023)**  
**17-straight NCAA Tournament appearances**  
**2011 and 2020-21 AVCA All-South Region Coach of the Year**  
**2015, 2017, 2018, 2020-21, 2023 SEC Coach of the Year**  
**2006 USA Junior National Team Head Coach**

Since being tabbed Kentucky's head coach in December 2004, Craig Skinner has rejuvenated the Kentucky volleyball program into national prominence and is the program's all-time winningest head coach. He will enter his 20th season in 2024.

He reached the pinnacle of the sport in April of 2021, winning the 2020 NCAA National Championship at the CHI Health Center in Omaha, Nebraska. In doing so, he became the head coach of the first volleyball team in Southeastern Conference history to win a national championship. He was named the AVCA's National Coach of the Year in 2020-21.

Skinner has directed the Wildcats to 19 consecutive NCAA Tournaments - a feat only nine other schools in the nation have achieved. That run includes nine Sweet Sixteen appearances since 2009, two Elite Eight appearances, the 2020 NCAA Final Four and back-to-back-to-back-to-back-to-back-to-back-to-back SEC titles in 2017, 2018, 2019, 2020-21, 2021, 2022 and 2023. Furthermore, the Wildcats have captured 17 or more victories in all 19 seasons under Skinner's direction, including tallying 20 or more wins in 14 of the last 16 seasons.

**20TH SEASON**  
**Record: 463-154**  
**SEC Record: 298-72; NCAA Appearances: 19**

| Year         | Record         | SEC           | Finish       |
|--------------|----------------|---------------|--------------|
| 2005         | 17-12          | 10-6          | NCAA 1st     |
| 2006         | 19-12          | 11-9          | NCAA 2nd     |
| 2007         | 22-10          | 13-7          | NCAA 1st     |
| 2008         | 26-6           | 17-3          | NCAA 1st     |
| 2009         | 29-5           | 17-3          | NCAA Reg.    |
| 2010         | 17-14          | 11-9          | NCAA 1st     |
| 2011         | 28-6           | 17-3          | NCAA Reg.    |
| 2012         | 22-11          | 14-6          | NCAA Reg.    |
| 2013         | 22-9           | 13-5          | NCAA 2nd     |
| 2014         | 27-6           | 15-3          | NCAA 2nd     |
| 2015         | 21-10          | 14-4          | NCAA 1st     |
| 2016         | 23-8           | 15-3          | NCAA 2nd     |
| 2017         | 29-4           | 17-1*         | Elite Eight  |
| 2018         | 26-5           | 18-0*         | NCAA Reg.    |
| 2019         | 25-7           | 16-2*         | NCAA Reg.    |
| 2020-21      | 24-1           | 19-1*         | Nat'l Champs |
| 2021         | 25-5           | 17-1*         | NCAA 2nd     |
| 2022         | 22-8           | 15-3*         | NCAA Reg.    |
| 2023         | 21-8           | 17-1*         | NCAA Reg.    |
| 2024         | 18-7           | 12-2          |              |
| <b>Total</b> | <b>463-154</b> | <b>296-72</b> |              |

\*Conference Champion

**SKINNER COACHING TREE**

| Name                | Position (School)                           | Relationship               |
|---------------------|---|----------------------------|
| Jordan Armstrong    | Assistant Coach (Akron)                     | Former Volunteer Assistant |
| Todd Chamberlain    | Assistant Coach (Louisville)                | Former Volunteer Assistant |
| Carly Cramer        | Retired                                     | Former Graduate Assistant  |
| Ross Kessler        | Assistant Coach (NIU)                       | Former Volunteer Assistant |
| Travis Magorien     | Assistant Coach (Virginia)                  | Former Volunteer Assistant |
| Anders Nelson       | Head Coach (Vanderbilt)                     | Former Volunteer Assistant |
| Robert Pulliza      | Assistant Coach (Puerto Rico National Team) | Former Assistant           |
| Fritz Rosenberg     | Assoc. Head Coach (Miss. State)             | Former Volunteer Assistant |
| Sarah Rumely        | Head Coach (App St.)                        | Former Player              |
| Lauren Steinbrecher | Head Coach (JMU)                            | Former Assistant           |
| Keith Schunzel      | Head Coach (Kennesaw State)                 | Former Assistant           |
| Lindsey Walton      | Former Head Coach (Oklahoma)                | Former Assistant           |
| Connor Zimmick      | Assistant Coach (App. St.)                  | Former Graduate Assistant  |
| Jeff Fiorenza       | Assistant Coach (Texas A&M)                 | Former Volunteer Assistant |
| Merideth Jewell     | Assistant Coach (Kentucky)                  | Former Player              |
| Madison Lilley      | Assistant Coach (Kentucky)                  | Former Player              |

SKINNER VS. ALL OPPONENTS

| Opponent              | Record | Opponent              | Record | Opponent           | Record |
|-----------------------|--------|-----------------------|--------|--------------------|--------|
| Alabama               | 26-5   | Florida International | 1-0    | Morehead State     | 6-0    |
| Albany                | 2-0    | Florida State         | 0-4    | Murray State       | 2-0    |
| American              | 0-1    | Georgetown            | 1-0    | Nebraska           | 0-8    |
| Arizona               | 0-1    | Georgia               | 33-2   | North Carolina     | 1-1    |
| Arkansas              | 33-5   | Georgia Southern      | 1-0    | Northern Colorado  | 1-0    |
| Arkansas State        | 1-0    | Georgia Tech          | 2-0    | Northern Illinois  | 1-0    |
| Arkansas Little Rock  | 1-0    | Houston               | 2-0    | Northern Iowa      | 9-2    |
| Auburn                | 31-4   | Illinois              | 0-3    | Northern Kentucky  | 1-0    |
| Austin Peay           | 1-0    | Indiana               | 2-1    | Northwestern       | 1-1    |
| Ball State            | 1-0    | Indiana State         | 2-0    | Oakland            | 1-0    |
| Baylor                | 1-0    | Iowa State            | 0-1    | Ohio               | 5-1    |
| Brown                 | 1-0    | IUPUI                 | 1-0    | Ohio State         | 2-1    |
| Butler                | 1-0    | James Madison         | 1-0    | Ole Miss           | 29-4   |
| BYU                   | 1-0    | Kansas                | 1-1    | Oklahoma           | 1-1    |
| Cal Poly              | 1-0    | Kansas State          | 2-0    | Oregon             | 1-1    |
| Chattanooga           | 1-0    | Kennesaw State        | 1-0    | Penn State         | 0-2    |
| Cincinnati            | 3-4    | Liberty               | 1-0    | Pepperdine         | 0-1    |
| Clemson               | 1-0    | Lipscomb              | 4-0    | Pittsburgh         | 1-2    |
| Cleveland State       | 2-0    | Long Beach State      | 2-0    | Portland           | 1-0    |
| Colorado State        | 1-1    | Louisville            | 9-8    | Purdue             | 4-5    |
| College of Charleston | 1-0    | Loyola - Chicago      | 3-0    | Saint Louis        | 1-0    |
| Connecticut           | 1-0    | Loyola Marymount      | 1-0    | San Diego          | 0-1    |
| Creighton             | 4-5    | LSU                   | 28-10  | San Diego State    | 0-1    |
| Dayton                | 3-0    | Marquette             | 2-3    | Siena              | 1-0    |
| Duquesne              | 2-0    | Maryland              | 1-1    | South Carolina     | 31-3   |
| E. Tennessee State    | 3-0    | Miami (OH)            | 1-0    | Southeast Missouri | 2-0    |
| Eastern Illinois      | 1-0    | Michigan              | 1-2    | South Florida      | 1-0    |
| Eastern Kentucky      | 2-0    | Michigan State        | 2-1    | Southern Cal       | 5-4    |
| Florida               | 17-21  | Minnesota             | 1-0    | Southern Illinois  | 1-0    |
| Florida Gulf Coast    | 1-0    | Mississippi State     | 31-1   | Southern Methodist | 1-0    |
|                       |        | Missouri              | 17-5   | Stanford           | 1-1    |
|                       |        |                       |        | St. John's         | 0-1    |
|                       |        |                       |        | St. Mary's         | 1-0    |
|                       |        |                       |        | Syracuse           | 1-0    |
|                       |        |                       |        | Tennessee          | 24-10  |
|                       |        |                       |        | Tennessee State    | 1-0    |
|                       |        |                       |        | Texas              | 1-3    |
|                       |        |                       |        | Texas A&M          | 15-6   |
|                       |        |                       |        | Texas State        | 2-0    |
|                       |        |                       |        | Toledo             | 1-0    |
|                       |        |                       |        | Tulsa              | 1-0    |
|                       |        |                       |        | UNLV               | 1-0    |
|                       |        |                       |        | UT Martin          | 1-0    |
|                       |        |                       |        | Utah               | 1-1    |
|                       |        |                       |        | VCU                | 3-0    |
|                       |        |                       |        | Villanova          | 1-0    |
|                       |        |                       |        | Virginia           | 1-0    |
|                       |        |                       |        | Virginia Tech      | 2-0    |
|                       |        |                       |        | Washington         | 1-2    |
|                       |        |                       |        | Washington State   | 0-1    |
|                       |        |                       |        | West Virginia      | 1-0    |
|                       |        |                       |        | Western Carolina   | 5-0    |
|                       |        |                       |        | Western Kentucky   | 8-0    |
|                       |        |                       |        | Western Michigan   | 0-1    |
|                       |        |                       |        | Wichita State      | 1-1    |
|                       |        |                       |        | Wisconsin          | 0-4    |
|                       |        |                       |        | Wofford            | 1-0    |
|                       |        |                       |        | Wright State       | 1-1    |
|                       |        |                       |        | Wyoming            | 1-0    |
|                       |        |                       |        | Xavier             | 2-0    |

# MEMORIAL COLISEUM

Historic Memorial Coliseum re-opened to the public on August 30, 2024 after a 15-month, \$83 million renovation project.

The Wildcats have compiled a 511-173 record, good for a .747 winning percentage in the facility.

In the last 20 seasons under Coach Skinner, Kentucky is an astounding 245-53 (.859) at home in both Rupp Arena (2023) and Memorial Coliseum.

It played host to NCAA Regionals in 2011, 2013, 2015 and 2017. Memorial also currently serves as the home court for the UK women's basketball and gymnastics teams. The storied gymnasium also housed some of the greatest moments in UK men's basketball history as its home for 26 seasons from 1950 to 1976.

## MEMORIAL COLISEUM RECORDS

Record: .....493-170 (42nd year)  
 Largest Crowd:..... 9,475 Kentucky vs. LSU (10-29-1993)

### Team Records

Most Kills: ..... 107, Kentucky vs. Duke (9-9-1992)  
 Most Attacks:..... 252, Kentucky vs. Duke (9-9-1992)  
 Most Block Solos: ..... 7, twice, last, Kentucky vs. Auburn (11-27-2015)  
 Most Block Assists: ..... 39, Kentucky vs. Georgia (11-9-1990)  
 Most Digs: ..... 122, Kentucky vs. Arkansas State (9-25-1992)  
 Most Assists: ..... 91, Purdue vs. Houston (9-14-1996)  
 Most Service Aces: ..... 21, Kentucky vs. Ball State (10-26-1984)

### Individual Records

Most Kills: .....53, Priscilla Pacheco, Georgia vs. Kentucky (11-13-1994)  
 Most Attacks: .....102, Priscilla Pacheco, Georgia vs. Kentucky (11-13-1994)  
 Highest Hitting Percentage: 1.000, Morgan Bergren, Arkansas vs. Kentucky (11-29-2014)  
 Most Block Solos: .....12, Lisa Bokovoy, Kentucky vs. North Carolina (9-27-1985)  
 Most Block Assists: ..... 12, Jenny Muzzey, Kentucky vs. Georgia (10-13-1995)  
 .....12, Jaclyn Homan, Kentucky vs. Tennessee (11-14-1997)  
 ..... 12, Queen Nzenwa, Kentucky vs. Auburn (10-26-2007)  
 .....12, Amanda Simmons, Louisville vs. Kentucky (9-1-2010)  
 Most Digs: ..... 35, BriAnne Sauer, Kentucky vs. Tennessee (10-21-2009)  
 Most Assists: ..... 87, Linda Menconi, Purdue vs. Houston (9-14-1996)  
 Most Service Aces: .....7, Mary Catherine Aune, Alabama vs. Kentucky (9-16-2007)

## ATTENDANCE FIGURES

### TOP-10 KENTUCKY VOLLEYBALL CROWDS

- |  |   |
|--|---|
| 1. 9,475 ..... vs. LSU .....10-29-1993     | 6. 4,834 ..... vs. Texas ..... 10-13-2024   |
| 2. 7,828 ..... vs. Hawai'i.....10-14-1983  | 7. 4,464 ..... vs. Nebraska.....12-9-2017   |
| 3. 5,236 ..... vs. Florida.....11-1-2017   | 8. 4,091 ..... vs. Florida 11-25-23* (Rupp) |
| 4. 5,081 ..... vs. Auburn .....11-10-1991  | 9. 4,022 ..... vs. Texas .....12-9-2011     |
| 5. 5,048 ..... vs. Pitt ..9-1-2023* (Rupp) | 10. 4,005 ..... vs. ETSU ..... 12-1-2017    |

### YEAR-BY-YEAR ATTENDANCE AVERAGE UNDER SKINNER

|                |                |
|----------------|----------------|
| 2005.....488   | 2014.....1,523 |
| 2006.....973   | 2015.....1,738 |
| 2007.....896   | 2016.....1,399 |
| 2008.....856   | 2017.....2,252 |
| 2009.....1,493 | 2018.....2,128 |
| 2010.....1,316 | 2019.....2,064 |
| 2011.....1,421 | 2021.....1,997 |
| 2012.....1,727 | 2022.....2,523 |
| 2013.....1,489 | 2023.....2,996 |

## MEMORIAL COLISEUM RECORD

| Year                  | Record         | Pct.        |
|-----------------------|----------------|-------------|
| 2024.....             | 11-3           | .786        |
| 2023 (Rupp Arena) ... | 10-2           | .900        |
| 2022.....             | 12-5           | .706        |
| 2021.....             | 13-2           | .923        |
| 2020-21 .....         | 10-0           | 1.000       |
| 2019.....             | 12-4           | .750        |
| 2018.....             | 15-0           | 1.000       |
| 2017.....             | 16-2           | .889        |
| 2016.....             | 11-2           | .846        |
| 2015.....             | 10-4           | .714        |
| 2014.....             | 16-4           | .800        |
| 2013.....             | 14-4           | .778        |
| 2012.....             | 13-2           | .867        |
| 2011.....             | 17-2           | .895        |
| 2010.....             | 13-4           | .765        |
| 2009.....             | 14-2           | .875        |
| 2008.....             | 16-3           | .842        |
| 2007.....             | 11-3           | .786        |
| 2006.....             | 13-2           | .867        |
| 2005.....             | 7-5            | .583        |
| 2004.....             | 6-7            | .462        |
| 2003.....             | 6-5            | .545        |
| 2002.....             | 7-6            | .538        |
| 2001.....             | 6-7            | .462        |
| 2000.....             | 3-8            | .300        |
| 1999.....             | 8-6            | .571        |
| 1998.....             | 7-5            | .583        |
| 1997.....             | 6-7            | .462        |
| 1996.....             | 10-8           | .556        |
| 1995.....             | 5-5            | .500        |
| 1994.....             | 8-5            | .615        |
| 1993.....             | 17-1           | .944        |
| 1992.....             | 14-1           | .933        |
| 1991.....             | 8-7            | .533        |
| 1990.....             | 16-3           | .842        |
| 1989.....             | 12-5           | .706        |
| 1988.....             | 12-2           | .857        |
| 1987.....             | 15-0           | 1.000       |
| 1986.....             | 10-3           | .769        |
| 1985.....             | 8-6            | .571        |
| 1984.....             | 6-2            | .750        |
| 1983.....             | 25-6           | .806        |
| 1982.....             | 9-2            | .818        |
| 1981.....             | 5-3            | .625        |
| 1980.....             | 6-0            | 1.000       |
| 1979.....             | 10-3           | .769        |
| 1978.....             | 7-4            | .636        |
| 1977.....             | 2-2            | .500        |
| <b>Totals.....</b>    | <b>511-174</b> | <b>.786</b> |

## UNDER SKINNER

| Year                  | Record         | Pct.        |
|-----------------------|----------------|-------------|
| 2024.....             | 11-3           | .786        |
| 2023 (Rupp Arena) ... | 10-2           | .900        |
| 2022.....             | 12-5           | .706        |
| 2021.....             | 13-2           | .923        |
| 2020-21 .....         | 10-0           | 1.000       |
| 2019.....             | 12-4           | .7134       |
| 2018.....             | 15-0           | 1.000       |
| 2017.....             | 16-2           | .941        |
| 2016.....             | 11-2           | .846        |
| 2015.....             | 10-4           | .714        |
| 2014.....             | 16-4           | .800        |
| 2013.....             | 14-4           | .778        |
| 2012.....             | 13-2           | .867        |
| 2011.....             | 17-2           | .895        |
| 2010.....             | 13-4           | .765        |
| 2009.....             | 14-2           | .875        |
| 2008.....             | 16-3           | .842        |
| 2007.....             | 11-3           | .786        |
| 2006.....             | 13-2           | .867        |
| 2005.....             | 7-5            | .583        |
| <b>Totals.....</b>    | <b>253-514</b> | <b>.839</b> |

PLAYER BIOS

# MEGAN WILSON

Senior • Outside Hitter • 6-4  
Kingwood, Texas • Oklahoma  
Communication



**Season Averages**

| Kills | Blocks | Assists | Digs | Aces |
|-------|--------|---------|------|------|
| 2.13  | 0.83   | 0.09    | 0.46 | 0.04 |

**Quick Hits**

- Transferred in from Oklahoma after her sophomore season with the Sooners
- #1 on SC Top 10 for diving play on Sept. 22 vs. LSU, 2023- Averaged 3.64 kills/set and 4.60 points/set last in 2022 at Oklahoma
- All-Big 12 in 2022

**Match-By-Match**

| DATE  | Vs.               | SP | K  | E | TA | PCT.  | A | SA | DIG | BS-BA | PTS. |
|-------|-------------------|----|----|---|----|-------|---|----|-----|-------|------|
| 8.27  | #2 Nebraska       | 4  | 7  | 5 | 24 | .083  | 0 | 0  | 3   | 1-4   | 10.0 |
| 8.30  | Northern Kentucky | 3  | 6  | 1 | 11 | .455  | 0 | 0  | 0   | 0-3   | 7.5  |
| 8.31  | Western Kentucky  | 4  | 5  | 2 | 17 | .176  | 0 | 0  | 0   | 1-2   | 7.0  |
| 9.1   | Morehead State    | 3  | 5  | 3 | 15 | .133  | 0 | 0  | 0   | 0-4   | 7.0  |
| 9.6   | #7 Penn State     | 5  | 10 | 3 | 28 | .250  | 0 | 0  | 2   | 0-2   | 11.0 |
| 9.7   | James Madison     | 3  | 9  | 1 | 19 | .421  | 0 | 0  | 2   | 1-2   | 11.0 |
| 9.8   | Ball State        | 3  | 7  | 1 | 16 | .375  | 1 | 0  | 0   | 0-4   | 9.0  |
| 9.13  | SMU               | 3  | 10 | 1 | 22 | .409  | 1 | 0  | 0   | 0-0   | 12.0 |
| 9.14  | #7 Purdue         | 4  | 12 | 2 | 23 | .435  | 1 | 0  | 0   | 0-2   | 13.0 |
| 9.18  | #4 Louisville     | 4  | 7  | 7 | 32 | .000  | 0 | 1  | 6   | 0-3   | 9.5  |
| 9.21  | #2 Stanford       | 4  | 9  | 3 | 27 | .222  | 0 | 0  | 7   | 0-2   | 10.0 |
| 9.27  | Auburn            | 5  | 12 | 6 | 35 | .171  | 0 | 0  | 9   | 0-4   | 14.0 |
| 9.29  | #15 Florida       | 4  | 9  | 3 | 28 | .214  | 1 | 0  | 4   | 0-4   | 11.0 |
| 10.2  | Oklahoma          | 5  | 6  | 5 | 29 | .034  | 0 | 2  | 1   | 0-3   | 9.5  |
| 10.6  | Mizzou            | 3  | 10 | 4 | 19 | .316  | 1 | 0  | 2   | 0-4   | 12.0 |
| 10.13 | #7 Texas          | 3  | 6  | 4 | 19 | .105  | 1 | 1  | 2   | 0-3   | 8.5  |
| 10.16 | Tennessee         | 4  | 7  | 1 | 27 | .222  | 0 | 0  | 0   | 0-2   | 8.0  |
| 10.20 | Alabama           | 3  | 7  | 2 | 18 | .278  | 1 | 0  | 0   | 0-3   | 8.5  |
| 10.27 | Ole Miss          | 3  | 9  | 1 | 18 | .444  | 0 | 0  | 0   | 0-1   | 9.5  |
| 11.1  | South Carolina    | 3  | 2  | 3 | 11 | -.091 | 0 | 0  | 0   | 0-1   | 2.5  |
| 11.3  | Georgia           | 3  | 9  | 2 | 12 | .583  | 0 | 0  | 0   | 0-3   | 10.5 |
| 11.8  | Texas A&M         | 3  | 4  | 1 | 17 | .000  | 0 | 0  | 0   | 0-1   | 4.5  |
| 11.10 | LSU               | 3  | 6  | 3 | 24 | .125  | 1 | 0  | 1   | 1-2   | 8.0  |
| 11.17 | Georgia           | 4  | 7  | 0 | 19 | .368  | 0 | 0  | 2   | 0-2   | 8.0  |
| 11.20 | Mississippi St.   | 3  | 9  | 0 | 17 | .529  | 0 | 0  | 0   | 0-5   | 11.5 |

**Kentucky Personal Bests**

**Kills**

Season: 12 , twice, last vs. Florida (9/29/24)  
SEC: 12 vs. Florida (9/29/24)  
Career: 20 at Alabama (10/1/23)  
SEC: 20 at Alabama (10/1/23)

**Percentage**

Season: .583 at Georgia (11/3/24)  
SEC: .583 at Georgia (11/3/24)  
Career: .583 at Georgia (11/3/24)  
SEC: .583 at Georgia (11/3/24)

**Assists**

Season: 1, seven times, last vs. LSU (11/10/24)  
SEC: 1, five times, last vs. LSU (11/10/24)  
Career: 1, 11 times, last vs. LSU (11/10/24)  
SEC: 1, seven times, last vs. LSU (11/10/24)

**Digs**

Season: 9 vs. Auburn (9/27/24)  
SEC: 9 vs. Auburn (9/27/24)  
Career: 9 vs. Auburn (9/27/24)  
SEC: 9 vs. Auburn (9/27/24)

**Aces**

Season: 2 vs. Oklahoma (10/2/24)  
SEC: 2 vs. Oklahoma (10/2/24)  
Career: 2 vs. Oklahoma (10/2/24)  
SEC: 2 vs. Oklahoma (10/2/24)

**Blocks**

Season: 5, twice, last vs. Mississippi State (11/20/24)  
SEC: 5 vs. Mississippi State (5/20/24)  
Career: 5, three times, last vs. Mississippi State (11/20/24)  
SEC: 5, twice, last vs. Mississippi State (11/20/24)

**Miscellaneous Stats**

| Category                            | Season (UK Career) |
|-------------------------------------|--------------------|
| Matches with 10 or more kills ..... | 4 (9)              |
| Matches with 10 or more digs .....  | 0 (0)              |
| Matches with 5 or more blocks ..... | 2 (3)              |
| Double-doubles .....                | 0 (0)              |

**Season Honors**

2022 All-Big 12

**Social Media Handles**



@\_meganwilson



PLAYER BIOS

AVA SARAFa

RS-Freshman • Setter • 6-0  
 Bloomfield Hills, Mich. • Marian HS  
 Management



Season Averages

| Kills | Blocks | Assists | Digs | Aces |
|-------|--------|---------|------|------|
| 0.00  | 0.00   | 0.00    | 0.26 | 0.17 |

Quick Hits

- Saw first-career action vs. Morehead State on Sept. 1, 2024
- Redshirted her freshman season of 2023
- Back-to-back-to-back state champion as the starting setter in Michigan’s largest high school division; Also team captain and MVP
- Ranked as the No. 2 overall player in the state of Michigan and the No. 1 setter in the state

Match-By-Match

| DATE  | Vs.               | SP | K | E | TA | PCT. | A | SA | DIG | BS-BA | PTS. |
|-------|-------------------|----|---|---|----|------|---|----|-----|-------|------|
| 9.1   | Morehead State    | 1  | 0 | 0 | 0  | .000 | 0 | 0  | 0   | 0-0   | 0.0  |
| 9.7   | James Madison     | 1  | 0 | 0 | 0  | .000 | 0 | 0  | 1   | 0-0   | 0.0  |
| 9.8   | Ball State        | 1  | 0 | 0 | 0  | .000 | 0 | 0  | 0   | 0-0   | 0.0  |
| 9.14  | #7 Purdue         | 3  | 0 | 0 | 0  | .000 | 0 | 0  | 0   | 0-0   | 0.0  |
| 9.18  | #4 Louisville     | 2  | 0 | 0 | 0  | .000 | 0 | 0  | 0   | 0-0   | 0.0  |
| 9.21  | #2 Stanford       | 3  | 0 | 0 | 0  | .000 | 0 | 2  | 1   | 0-0   | 2.0  |
| 9.27  | Auburn            | 4  | 0 | 0 | 0  | .000 | 0 | 0  | 0   | 0-0   | 0.0  |
| 9.29  | #15 Florida       | 4  | 0 | 0 | 0  | .000 | 0 | 1  | 0   | 0-0   | 1.0  |
| 10.2  | Oklahoma          | 5  | 0 | 0 | 0  | .000 | 0 | 1  | 1   | 0-0   | 1.0  |
| 10.6  | Mizzou            | 3  | 0 | 0 | 0  | .000 | 0 | 2  | 0   | 0-0   | 2.0  |
| 10.13 | #7 Texas          | 3  | 0 | 0 | 0  | .000 | 0 | 0  | 0   | 0-0   | 0.0  |
| 10.16 | Tennessee         | 3  | 0 | 0 | 0  | .000 | 0 | 0  | 0   | 0-0   | 0.0  |
| 10.20 | Alabama           | 3  | 0 | 0 | 0  | .000 | 0 | 0  | 1   | 0-0   | 0.0  |
| 10.27 | Ole Miss          | 3  | 0 | 0 | 0  | .000 | 0 | 1  | 0   | 0-0   | 1.0  |
| 11.1  | South Carolina    | 3  | 0 | 0 | 0  | .000 | 0 | 1  | 1   | 0-0   | 1.0  |
| 11.3  | Georgia           | 3  | 0 | 0 | 2  | .000 | 0 | 0  | 2   | 0-3   | 1.5  |
| 11.8  | Texas A&M         | 3  | 0 | 0 | 0  | .000 | 1 | 0  | 0   | 0-0   | 1.0  |
| 11.10 | LSU               | 3  | 0 | 0 | 0  | .000 | 0 | 1  | 2   | 0-0   | 1.0  |
| 11.17 | Georgia           | 4  | 0 | 0 | 0  | .000 | 0 | 0  | 2   | 0-0   | 0.0  |
| 11.20 | Mississippi State | 3  | 0 | 0 | 0  | .000 | 0 | 0  | 1   | 0-0   | 0.0  |

Personal Bests

Kills

Season:  
 SEC:  
 Career:  
 SEC:

Percentage

Season:  
 SEC:  
 Career:  
 SEC:

Blocks

Season:  
 SEC:  
 Career:  
 SEC:

Assists

Season:  
 SEC:  
 Career:  
 SEC:

Digs

Season: 2, three times, last vs. Georgia (11/17/24)  
 SEC: 2, three times, last vs. Georgia (11/17/24)  
 Career: 2, three times, last vs. Georgia (11/17/24)  
 SEC: 2, three times, last vs. Georgia (11/17/24)

Aces


Season: 2, twice, last vs. Mizzou (10/6/24)  
 SEC: 2 vs. Mizzou (10/6/24)  
 Career: 2, twice, last vs. Mizzou (10/6/24)  
 SEC: 2 vs. Mizzou (10/6/24)

Miscellaneous Stats

| Category                           | Season (Career) |
|------------------------------------|-----------------|
| Matches with 10 or more kills..... | 0 (0)           |
| Matches with 10 or more digs.....  | 0 (0)           |
| Matches with 5 or more blocks..... | 0 (0)           |
| Double-doubles.....                | 0 (0)           |

Season Honors

Social Media Handles



PLAYER BIOS

# DELANEY HOGAN

Senior • Middle Blocker • 6-0  
 Ft. Wayne, Indiana • Xavier  
 Master of Business Administration



**Season Averages**

| Kills | Blocks | Assists | Digs | Aces |
|-------|--------|---------|------|------|
| 0.80  | 0.60   | 0.00    | 0.00 | 0.00 |

**Quick Hits**

- 2023 - All-BIG EAST
- 2023 - BIG EAST Weekly Honor Roll (Sept. 11, Oct. 9, Oct. 30, Nov. 6)
- 2023 - Xavier All-Tournament Team Selection
- 2020-21, 2021-22, 2022-23 All-BIG EAST Academic Team
- 2022 - All-BIG EAST Team
- 2022 - BIG EAST Weekly Honor Roll (Oct. 17)
- 2022 - Buffalo All-Tournament Team Selection
- 2021 (Spring) - BIG EAST Freshman of the Year
- 2021 (Spring) - All-BIG EAST Selection
- 2021 (Spring) - BIG EAST Freshman of the Week (March 23, Feb. 9)
- 2021 (Spring) - BIG EAST Weekly Honor Roll (Feb. 16)

**Match-By-Match**

| DATE  | Vs.            | SP | K | E | TA | PCT. | A | SA | DIG | BS-BA | PTS. |
|-------|----------------|----|---|---|----|------|---|----|-----|-------|------|
| 9.1   | Morehead State | 1  | 3 | 0 | 4  | .750 | 0 | 0  | 0   | 0-3   | 4.5  |
| 9.7   | James Madison  | 1  | 0 | 0 | 2  | .000 | 0 | 0  | 0   | 0-0   | 0.0  |
| 10.20 | Alabama        | 1  | 1 | 1 | 3  | .000 | 0 | 0  | 0   | 0-0   | 1.0  |
| 10.27 | Ole Miss       | 1  | 0 | 0 | 1  | .000 | 0 | 0  | 0   | 0-0   | 0.0  |
| 11.17 | Georgia        | 1  | 0 | 0 | 0  | .000 | 0 | 0  | 0   | 0-0   | 0.0  |

**Personal Bests**

**Kills**  
 Season: 3 vs. Morehead St. (9/1/24)  
 SEC: 1 vs. Alabama (10/20/24)  
 Career: 15 vs. Buffalo (9/8/23)  
 SEC: 1 vs. Alabama (10/20/24)

**Assists**  
 Season:  
 SEC:  
 Career: 2 vs. DePaul (11/22/23)  
 SEC:

**Digs**  
 Season:  
 SEC:  
 Career: 5 vs. Seton Hall (10/7/23)  
 SEC:

**Aces**  
 Season:  
 SEC:  
 Career: 3 vs. Alabama State (8/27/23)  
 SEC:

**Miscellaneous Stats**

| Category                            | Season (Career) |
|-------------------------------------|-----------------|
| Matches with 10 or more kills ..... | 0 (0)           |
| Matches with 10 or more digs.....   | 0 (0)           |
| Matches with 5 or more blocks ..... | 0 (0)           |
| Double-doubles .....                | 0 (0)           |

**Season Honors**

Social Media Handles



@delaney\_hogan.01

PLAYER BIOS

# EMMA GROME

Senior • Setter • 5-9  
 Loveland, Ohio • Ursula Academy  
 Biomedical Engineering



### Season Averages

| Kills | Blocks | Assists | Digs | Aces |
|-------|--------|---------|------|------|
| 0.37  | 0.52   | 11.12   | 2.20 | 0.18 |

### Quick Hits

- 2023, 2022, 2021 AVCA All-America
- '22 SEC Player of the Year / All-SEC / First soph. to win SEC POY since 2015 // AVCA All-American
- First in the NCAA and first in the SEC for assists per set
- 2023 All-SEC
- 2024 Bluegrass Battle MVP, All-Tournament Team
- SEC Setter of the Week and Player of the Week (11/4/24)
- SEC Setter of the Week (10/20/24)
- SEC Setter of the Week (9/30/24)
- 2023, three-time winner of SEC Setter of the Week and SEC Player of the Week
- SEC Setter of the Week and Player of the Week (10/16/23)
- SEC Setter of the Week and Player of the Week (10/23/23)
- SEC Setter of the Week and Player of the Week (11/6/23)
- Led the Power Five in assists per set (12.03) in 2022

### Match-By-Match

| DATE  | Vs.               | SP | K | E | TA | PCT.   | A  | SA | DIG | BS-BA | PTS. |
|-------|-------------------|----|---|---|----|--------|----|----|-----|-------|------|
| 8.27  | #2 Nebraska       | 4  | 2 | 1 | 6  | .167   | 42 | 0  | 8   | 0-0   | 2.0  |
| 8.30  | Northern Kentucky | 3  | 1 | 0 | 3  | .333   | 25 | 0  | 7   | 0-0   | 1.0  |
| 8.31  | Western Kentucky  | 4  | 3 | 1 | 5  | .400   | 44 | 2  | 12  | 0-0   | 5.0  |
| 9.1   | Morehead St.      | 3  | 2 | 1 | 3  | .333   | 27 | 0  | 9   | 0-2   | 3.0  |
| 9.6   | #7 Penn State     | 5  | 1 | 0 | 4  | .250   | 53 | 0  | 5   | 0-5   | 3.5  |
| 9.7   | James Madison     | 3  | 1 | 0 | 2  | .500   | 33 | 0  | 10  | 0-1   | 1.5  |
| 9.8   | Ball State        | 3  | 0 | 1 | 1  | -1.000 | 37 | 2  | 4   | 0-1   | 2.5  |
| 9.13  | SMU               | 3  | 4 | 0 | 4  | 1.000  | 38 | 0  | 5   | 0-2   | 5.0  |
| 9.14  | #7 Purdue         | 4  | 2 | 0 | 8  | .250   | 39 | 0  | 6   | 0-1   | 2.5  |
| 9.18  | #4 Louisville     | 4  | 1 | 0 | 1  | 1.000  | 39 | 0  | 9   | 0-1   | 1.5  |
| 9.21  | #2 Stanford       | 4  | 2 | 1 | 4  | .250   | 40 | 0  | 13  | 0-4   | 4.0  |
| 9.27  | Auburn            | 5  | 0 | 0 | 1  | .000   | 50 | 0  | 9   | 0-2   | 1.0  |
| 9.29  | #15 Florida       | 4  | 3 | 1 | 7  | .286   | 46 | 1  | 11  | 0-1   | 4.5  |
| 10.2  | Oklahoma          | 5  | 3 | 0 | 6  | .500   | 41 | 1  | 8   | 0-4   | 6.0  |
| 10.6  | Mizzou            | 3  | 1 | 0 | 2  | .500   | 32 | 2  | 4   | 0-1   | 3.5  |
| 10.13 | #7 Texas          | 3  | 1 | 1 | 3  | .000   | 29 | 0  | 3   | 0-2   | 2.0  |
| 10.16 | Tennessee         | 4  | 0 | 1 | 4  | -.250  | 50 | 1  | 11  | 0-1   | 1.5  |
| 10.20 | Alabama           | 3  | 0 | 1 | 2  | -.500  | 43 | 0  | 9   | 0-1   | 0.5  |
| 10.27 | Ole Miss          | 3  | 0 | 1 | 4  | -.250  | 38 | 0  | 9   | 2-0   | 2.0  |
| 11.1  | South Carolina    | 3  | 2 | 0 | 2  | 1.000  | 34 | 3  | 10  | 0-1   | 5.5  |
| 11.3  | Georgia           | 3  | 0 | 0 | 2  | .000   | 40 | 0  | 2   | 0-3   | 1.5  |
| 11.8  | Texas A&M         | 3  | 1 | 0 | 2  | .500   | 42 | 0  | 11  | 0-3   | 2.5  |
| 11.10 | LSU               | 3  | 2 | 1 | 3  | .333   | 33 | 1  | 9   | 0-0   | 3.0  |
| 11.17 | Georgia           | 4  | 0 | 0 | 3  | .000   | 58 | 2  | 5   | 1-3   | 4.5  |
| 11.20 | Mississippi State | 3  | 1 | 0 | 2  | .500   | 37 | 1  | 7   | 0-4   | 4.0  |

### Personal Bests

#### Kills

Season: 4 vs. SMU (9/13/24)  
 SEC: 3, twice, last vs. Oklahoma (10/2/24)  
 Career: 5 vs. Texas A&M (10/23/22)  
 SEC: 5 vs. Texas A&M (10/23/22)

#### Assists

Season: 58 vs. Georgia (11/17/24)  
 SEC: 58 vs. Georgia (11/17/24)  
 Career: 63, twice, last at Arkansas (10/8/22)  
 SEC: 63, twice, last at Arkansas (10/8/22)

#### Digs

Season: 13 vs. Stanford (9/21/24)  
 SEC: 11, three times, last vs. Texas A&M (11/8/24)  
 Career: 21 vs. Arkansas (10/22/21)  
 SEC: 21 vs. Arkansas (10/22/21)

#### Aces

Season: 3 vs. South Carolina (11/1/24)  
 SEC: 3 vs. South Carolina (11/1/24)  
 Career: 6 vs. Ole Miss (10/12/22)  
 SEC: 6 vs. Ole Miss (10/12/22)

#### Blocks

Season: 5 vs. Penn State (9/6/24)  
 SEC: 4, twice, last vs. Georgia (11/17/24)  
 Career: 6, three times, at Arkansas (11/22/23)  
 SEC: 6, three times, at Arkansas (11/22/23)

### Miscellaneous Stats

| Category                             | Season (Career) |
|--------------------------------------|-----------------|
| Matches with 30 or more assists..... | 22 (105)        |
| Matches with 40 or more assists..... | 12 (63)         |
| Matches with 50 or more assists..... | 4 (28)          |
| Matches with 60 or more assists..... | 0 (2)           |
| Matches with 10 or more digs.....    | 6 (24)          |
| Matches with 5 or more blocks.....   | 1 (4)           |
| Double-doubles.....                  | 6 (24)          |

### Season Honors

Preseason All-SEC  
 Bluegrass Battle All-Tournament Team  
 Bluegrass Battle MVP

### Social Media Handles

@EmmaGrome  
 @EmmaGrome

@EGrome

PLAYER BIOS

# JORDYN DAILEY

RS-Freshman • Outside Hitter/Opposite • 6-2  
Franklinton N.C. • NC Academy for Learning and  
Enrichment

Pre-Management



Season Averages

| Kills | Blocks | Assists | Digs | Aces |
|-------|--------|---------|------|------|
| 1.39  | 0.81   | 0.03    | 0.24 | 0.00 |

Quick Hits

- Missed the Nov. 17 match vs. Georgia due to an ankle injury
- Redshirted her freshman season of 2023
- Competed at the USA Volleyball Nationals
- Was a member of the 2022 Under Armor Next Camp in June of this summer
- Her club team, Chapel Hill Volleyball, qualified in open led by her explosive offensive production
- Family has a long tradition of athletics with relatives competing in several NCAA sports at North Carolina, TCU, Michigan the Seattle Seahawks and the Cincinnati Bengals

Match-By-Match

| DATE  | Vs.               | SP | K | E | TA | PCT.  | A | SA | DIG | BS-BA | PTS. |
|-------|-------------------|----|---|---|----|-------|---|----|-----|-------|------|
| 8.27  | #2 Nebraska       | 4  | 1 | 2 | 10 | -.100 | 1 | 0  | 0   | 1-3   | 3.5  |
| 8.30  | Northern Kentucky | 2  | 5 | 1 | 7  | .571  | 0 | 0  | 0   | 0-2   | 6.0  |
| 8.31  | Western Kentucky  | 2  | 2 | 2 | 7  | .000  | 1 | 0  | 1   | 0-1   | 2.5  |
| 9.1   | Morehead State    | 1  | 3 | 1 | 5  | .400  | 0 | 0  | 0   | 0-1   | 3.5  |
| 9.6   | #7 Penn State     | 3  | 1 | 1 | 6  | .000  | 0 | 0  | 0   | 0-1   | 1.5  |
| 9.7   | James Madison     | 3  | 4 | 4 | 12 | .000  | 0 | 0  | 0   | 0-4   | 6.0  |
| 9.13  | SMU               | 3  | 4 | 3 | 13 | .077  | 0 | 0  | 1   | 1-6   | 8.0  |
| 9.14  | #7 Purdue         | 3  | 2 | 0 | 10 | .200  | 0 | 0  | 3   | 0-1   | 2.5  |
| 9.18  | #4 Louisville     | 4  | 3 | 3 | 15 | .000  | 0 | 0  | 0   | 1-1   | 4.5  |
| 9.24  | #2 Stanford       | 4  | 8 | 1 | 12 | .583  | 0 | 0  | 1   | 0-4   | 10.0 |
| 9.27  | Auburn            | 5  | 7 | 1 | 14 | .429  | 0 | 0  | 2   | 0-3   | 8.5  |
| 9.29  | #15 Florida       | 4  | 4 | 1 | 11 | .273  | 0 | 0  | 3   | 0-5   | 6.5  |
| 10.2  | Oklahoma          | 5  | 9 | 1 | 17 | .471  | 0 | 0  | 1   | 0-4   | 11.0 |
| 10.6  | Mizzou            | 3  | 6 | 2 | 14 | .286  | 0 | 0  | 1   | 0-2   | 7.0  |
| 10.13 | #7 Texas          | 3  | 4 | 2 | 16 | .125  | 0 | 0  | 0   | 0-1   | 4.5  |
| 10.16 | Tennessee         | 4  | 3 | 0 | 13 | .231  | 0 | 0  | 1   | 0-1   | 3.5  |
| 10.20 | Alabama           | 3  | 8 | 1 | 11 | .636  | 0 | 0  | 0   | 0-0   | 8.0  |
| 10.27 | Ole Miss          | 3  | 2 | 2 | 5  | .000  | 0 | 0  | 0   | 0-1   | 2.5  |
| 11.1  | South Carolina    | 3  | 6 | 1 | 17 | .294  | 0 | 0  | 1   | 1-1   | 7.5  |
| 11.3  | Georgia           | 3  | 3 | 0 | 7  | .429  | 0 | 0  | 1   | 0-6   | 6.0  |
| 11.8  | Texas A&M         | 3  | 4 | 1 | 11 | .273  | 0 | 0  | 1   | 0-1   | 4.5  |
| 11.10 | LSU               | 3  | 7 | 0 | 11 | .636  | 0 | 0  | 1   | 0-1   | 7.5  |
| 11.20 | Mississippi State | 3  | 7 | 0 | 11 | .636  | 0 | 0  | 0   | 0-6   | 10.0 |

Personal Bests

Kills

Season: 9 vs. Oklahoma (10/2/24)  
SEC: 9 vs. Oklahoma (10/2/24)  
Career: 9 vs. Oklahoma (10/2/24)  
SEC: 9 vs. Oklahoma (10/2/24)

Percentage

Season: .636, 3x times, last vs. Miss. St. (11/24/24)  
SEC: .636, 3x times, last vs. Miss. St. (11/24/24)  
Career: .636, 3x times, last vs. Miss. St. (11/24/24)  
SEC: .636, 3x times, last vs. Miss. St. (11/24/24)

Blocks

Season: 7 vs. SMU (9/13/24)  
SEC: 6, twice, last vs. Mississippi State (11/20/24)  
Career: 7 vs. SMU (9/13/24)  
SEC: 6, twice, last vs. Mississippi State (11/20/24)

Assists

Season: 1, twice, last vs. Western Kentucky (8/31/24)  
SEC:  
Career: 1, twice, last vs. Western Kentucky (8/31/24)  
SEC:

Digs

Season: 3, twice, last vs. Florida (9/29/24)  
SEC: 3 vs. Florida (9/29/24)  
Career: 3, twice, last vs. Florida (9/29/24)  
SEC: 3 vs. Florida (9/29/24)

Aces

Season:  
SEC:  
Career:  
SEC:

Miscellaneous Stats

| Category                      | Season (Career) |
|-------------------------------|-----------------|
| Matches with 10 or more kills | 0 (0)           |
| Matches with 10 or more digs  | 0 (0)           |
| Matches with 5 or more blocks | 3 (3)           |
| Double-doubles                | 0 (0)           |

Season Honors

Social Media Handles



@jordyn\_teresa



PLAYER BIOS

ELEANOR BEAVIN

Senior • Libero / DS • 5-5  
 Louisville, Ky. • Mercy  
 Kinesiology



Season Averages

| Kills | Blocks | Assists | Digs | Aces |
|-------|--------|---------|------|------|
| 0.02  | 0.00   | 0.27    | 1.98 | 0.34 |

Quick Hits

- 2021 SEC Defensive Player of the Year
- 2021 SEC All-Freshman Team
- Recorded her 1,000th-career dig on Oct. 15, 2023 at #10 Tennessee in a 3-0 win
- All-SEC 2021
- Double-figure digs in every match the 2023 season but one
- 2022, 2023 and 2024 Preseason All-SEC

Match-By-Match

| DATE  | VS.               | SP | K | E | TA | PCT.  | A | SA | DIG | BS-BA | PTS. |
|-------|-------------------|----|---|---|----|-------|---|----|-----|-------|------|
| 8.27  | #2 Nebraska       | 4  | 0 | 0 | 1  | .000  | 4 | 0  | 23  | 0-0   | 0.0  |
| 8.30  | Northern Kentucky | 3  | 0 | 0 | 0  | .000  | 3 | 3  | 9   | 0-0   | 3.0  |
| 8.31  | Western Kentucky  | 4  | 0 | 0 | 0  | .000  | 2 | 1  | 5   | 0-0   | 1.0  |
| 9.1   | Morehead State    | 3  | 1 | 0 | 1  | 1.000 | 2 | 2  | 1   | 0-0   | 3.0  |
| 9.6   | #7 Penn State     | 5  | 0 | 0 | 0  | .000  | 0 | 3  | 13  | 0-0   | 3.0  |
| 9.7   | James Madison     | 3  | 0 | 0 | 0  | .000  | 0 | 1  | 6   | 0-0   | 1.0  |
| 9.8   | Ball State        | 3  | 0 | 0 | 0  | .000  | 0 | 2  | 2   | 0-0   | 2.0  |
| 9.13  | SMU               | 3  | 0 | 0 | 0  | .000  | 2 | 2  | 3   | 0-0   | 2.0  |
| 9.14  | #7 Purdue         | 4  | 1 | 0 | 1  | 1.000 | 0 | 0  | 11  | 0-0   | 1.0  |
| 9.18  | #4 Louisville     | 4  | 0 | 0 | 0  | .000  | 1 | 0  | 13  | 0-0   | 0.0  |
| 9.21  | #2 Stanford       | 4  | 0 | 0 | 0  | .000  | 0 | 0  | 6   | 0-0   | 0.0  |
| 9.27  | Auburn            | 5  | 0 | 0 | 0  | .000  | 1 | 0  | 4   | 0-0   | 0.0  |
| 9.29  | #15 Florida       | 4  | 0 | 0 | 0  | .000  | 1 | 1  | 7   | 0-0   | 1.0  |
| 10.2  | Oklahoma          | 5  | 0 | 0 | 0  | .000  | 2 | 0  | 4   | 0-0   | 0.0  |
| 10.6  | Mizzou            | 3  | 0 | 0 | 0  | .000  | 0 | 1  | 6   | 0-0   | 1.0  |
| 10.13 | #7 Texas          | 3  | 0 | 0 | 0  | .000  | 1 | 1  | 5   | 0-0   | 1.0  |
| 10.16 | Tennessee         | 4  | 0 | 0 | 0  | .000  | 0 | 0  | 10  | 0-0   | 0.0  |
| 10.20 | Alabama           | 3  | 0 | 0 | 0  | .000  | 2 | 1  | 7   | 0-0   | 1.0  |
| 10.27 | Ole Miss          | 3  | 0 | 0 | 0  | .000  | 0 | 0  | 4   | 0-0   | 0.0  |
| 11.1  | South Carolina    | 3  | 0 | 0 | 0  | .000  | 0 | 2  | 5   | 0-0   | 2.0  |
| 11.3  | Georgia           | 3  | 0 | 0 | 0  | .000  | 0 | 0  | 6   | 0-0   | 0.0  |
| 11.8  | Texas A&M         | 3  | 0 | 0 | 0  | .000  | 0 | 3  | 5   | 0-0   | 3.0  |
| 11.10 | LSU               | 3  | 0 | 0 | 0  | .000  | 3 | 3  | 7   | 0-0   | 3.0  |
| 11.17 | Georgia           | 4  | 0 | 0 | 0  | .000  | 0 | 2  | 6   | 0-0   | 2.0  |
| 11.20 | Mississippi State | 3  | 0 | 0 | 0  | .000  | 0 | 2  | 8   | 0-0   | 2.0  |

Personal Bests

Kills

Season: 1, twice, last vs. Purdue (9/14/24)  
 SEC:  
 Career: 1, three times, last vs. Purdue (9/14/24)  
 SEC: 1 at LSU (10/27/23)

Assists

Season: 4 vs. Nebraska (8/27/24)  
 SEC: 3 vs. LSU (11/10/24)  
 Career: 9 vs. Louisville (9/14/22)  
 SEC: 8 at Arkansas (10/8/22)

Digs

Season: 23 vs. Nebraska (8/27/24)  
 SEC: 10 vs. Tennessee (10/16/24)  
 Career: 30 vs. Arkansas (10/22/23)  
 SEC: 30 vs. Arkansas (10/22/23)

Aces

Season: 3, three times, last vs. LSU (11/10/24)  
 SEC: 3, twice, last vs. LSU (11/10/24)  
 Career: 5 vs. Texas A&M (11/13/21)  
 SEC: 5 vs. Texas A&M (11/13/21)

Miscellaneous Stats

| Category                            | Season (Career) |
|-------------------------------------|-----------------|
| Matches with 10 or more kills ..... | 0 (0)           |
| Matches with 10 or more digs.....   | 5 (81)          |
| Matches with 5 or more blocks ..... | 0 (0)           |
| Double-doubles .....                | 0 (0)           |

Season Honors

SEC All-Preseason Team

Social Media Handles



@EleanorBeavin



PLAYER BIOS

# HALEY MELBY

Junior • Outside Hitter • 6-1  
Munster, Indiana • Munster HS



### Season Averages

| Kills | Blocks | Assists | Digs | Aces |
|-------|--------|---------|------|------|
| 1.05  | 0.11   | 0.02    | 0.20 | 0.11 |

### Quick Hits

- Had a career-high in kills (9) and blocks (4) in UK's 3-1 win at Mississippi State on Nov. 11, 2022
- One of only 2 true freshman on UK's roster in 2022

### Match-By-Match

| DATE  | Vs.               | SP | K  | E | TA | PCT.  | A | SA | DIG | BS-BA | PTS. |
|-------|-------------------|----|----|---|----|-------|---|----|-----|-------|------|
| 8.30  | Northern Kentucky | 2  | 3  | 2 | 7  | .143  | 0 | 1  | 0   | 0-0   | 4.0  |
| 8.31  | Western Kentucky  | 2  | 0  | 0 | 0  | .000  | 0 | 1  | 0   | 0-0   | 1.0  |
| 9.1   | Morehead State    | 3  | 6  | 0 | 17 | .353  | 0 | 0  | 2   | 0-1   | 6.5  |
| 9.6   | #7 Penn State     | 4  | 0  | 0 | 0  | .000  | 0 | 3  | 0   | 0-0   | 3.0  |
| 9.7   | James Madison     | 3  | 1  | 1 | 5  | .000  | 0 | 0  | 0   | 0-0   | 0.0  |
| 9.8   | Ball State        | 2  | 2  | 0 | 2  | 1.000 | 0 | 0  | 0   | 0-0   | 2.0  |
| 9.13  | SMU               | 2  | 0  | 0 | 0  | .000  | 0 | 0  | 0   | 0-0   | 0.0  |
| 9.14  | #7 Purdue         | 3  | 0  | 0 | 0  | .000  | 0 | 0  | 1   | 0-1   | 0.5  |
| 9.18  | #4 Louisville     | 1  | 0  | 0 | 0  | .000  | 0 | 0  | 1   | 0-0   | 0.0  |
| 9.21  | #2 Stanford       | 1  | 1  | 2 | 6  | -.167 | 0 | 0  | 0   | 0-0   | 1.0  |
| 9.27  | Auburn            | 5  | 10 | 6 | 33 | .121  | 0 | 0  | 1   | 0-0   | 10.0 |
| 9.29  | #15 Florida       | 4  | 8  | 1 | 16 | .438  | 0 | 0  | 2   | 0-0   | 8.0  |
| 10.2  | Oklahoma          | 5  | 10 | 6 | 25 | .160  | 1 | 0  | 1   | 0-1   | 10.5 |
| 10.6  | Mizzou            | 3  | 3  | 1 | 16 | .125  | 0 | 0  | 0   | 0-1   | 3.5  |
| 10.13 | #7 Texas          | 2  | 2  | 1 | 7  | .143  | 0 | 0  | 0   | 0-1   | 2.5  |
| 10.16 | Tennessee         | 2  | 0  | 0 | 0  | .000  | 0 | 0  | 0   | 0-0   | 0.0  |

### Personal Bests

#### Kills

Season: 10, twice, last vs. Oklahoma (10/2/24)  
SEC: 10, twice, last vs. Oklahoma (10/2/24)  
Career: 10, twice, last vs. Oklahoma (10/2/24)  
SEC: 10, twice, last vs. Oklahoma (10/2/24)

#### Percentage

Season: .438 vs. Florida (9/27/24)  
SEC: .438 vs. Florida (9/27/24)  
Career: .538 vs. Southern Cal (9/3/22)  
SEC: .438 vs. Florida (9/27/24)

#### Blocks

Season: 1, five times, last vs. Texas (10/13/24)  
SEC: 1, three times, last vs. Texas (10/13/24)  
Career: 4 at Mississippi State (11/11/22)  
SEC: 4 at Mississippi State (11/11/22)

#### Assists

Season: 1 vs. Oklahoma (10/2/24)  
SEC: 1 vs. Oklahoma (10/2/24)  
Career: 1, three times, last vs. Oklahoma (10/2/24)  
SEC: 1 vs. Oklahoma (10/2/24)

#### Digs

Season: 2, twice, last vs. Florida (9/29/24)  
SEC: 2 vs. Florida (9/29/24)  
Career: 3, twice, last vs. Ole Miss (10/12/22)  
SEC: 3, twice, last vs. Ole Miss (10/12/22)

#### Aces

Season: 1, twice, last vs. Western Kentucky (8/31/24)  
SEC:  
Career: 1, twice, last vs. Western Kentucky (8/31/24)  
SEC:

### Miscellaneous Stats

| Category                      | Season (Career) |
|-------------------------------|-----------------|
| Matches with 10 or more kills | 2 (2)           |
| Matches with 10 or more digs  | 0 (0)           |
| Matches with 5 or more blocks | 0 (0)           |
| Double-doubles                | 0 (0)           |

### Season Honors

### Social Media Handles



PLAYER BIOS

# BROOKE BULTEMA

RS-Freshman • Middle Blocker • 6-3  
 Cincinnati, Ohio • Ursuline  
 Agricultural and Medical Biotechnology



8



### Season Averages

| Kills | Blocks | Assists | Digs | Aces |
|-------|--------|---------|------|------|
| 2.10  | 1.02   | 0.02    | 0.24 | 0.08 |

### Quick Hits

- 2024 Bluegrass Battle All-Tournament Team
- Suffered an ankle injury in practice of week 2, which led to a redshirt of the 2023 season
- Member of the AVCA Under Armor All-American Team
- GGCL Player of the Year in 2022
- Volleyball Magazine top-50 ranked player in the country
- In senior season at Ursuline, was first in blocks and kills for her conference, high of 25 kills in a match and had a match where she hit .666 with 23 kills and one error on 33 swings

### Match-By-Match

| DATE  | Vs.               | SP | K  | E | TA | PCT.  | A | SA | DIG | BS-BA | PTS. |
|-------|-------------------|----|----|---|----|-------|---|----|-----|-------|------|
| 8.27  | #2 Nebraska       | 4  | 4  | 5 | 12 | -.083 | 0 | 2  | 1   | 1-2   | 8.0  |
| 8.30  | Northern Kentucky | 2  | 4  | 2 | 7  | .286  | 0 | 1  | 2   | 1-3   | 7.5  |
| 8.31  | Western Kentucky  | 4  | 11 | 3 | 23 | .348  | 0 | 1  | 1   | 1-3   | 14.5 |
| 9.1   | Morehead State    | 2  | 5  | 0 | 7  | .714  | 0 | 0  | 0   | 0-3   | 6.5  |
| 9.6   | #7 Penn State     | 5  | 8  | 4 | 17 | .235  | 0 | 0  | 1   | 0-6   | 11.0 |
| 9.7   | James Madison     | 1  | 2  | 0 | 3  | .667  | 0 | 0  | 1   | 0-0   | 2.0  |
| 9.8   | Ball State        | 3  | 8  | 2 | 11 | .545  | 0 | 0  | 0   | 0-3   | 9.5  |
| 9.13  | SMU               | 3  | 6  | 2 | 11 | .384  | 1 | 2  | 2   | 0-1   | 8.5  |
| 9.14  | #7 Purdue         | 4  | 5  | 3 | 15 | .133  | 1 | 0  | 1   | 0-2   | 6.0  |
| 9.18  | #4 Louisville     | 4  | 11 | 3 | 21 | .381  | 0 | 0  | 0   | 0-4   | 13.0 |
| 9.21  | #2 Stanford       | 4  | 7  | 5 | 19 | .105  | 0 | 1  | 2   | 0-5   | 10.5 |
| 9.27  | Auburn            | 5  | 10 | 2 | 21 | .381  | 0 | 0  | 4   | 0-3   | 11.5 |
| 9.29  | #15 Florida       | 4  | 13 | 2 | 21 | .524  | 0 | 0  | 0   | 1-1   | 14.5 |
| 10.2  | Oklahoma          | 5  | 5  | 9 | 18 | -.222 | 0 | 0  | 0   | 0-5   | 7.5  |
| 10.6  | Mizzou            | 3  | 7  | 3 | 15 | .267  | 0 | 0  | 1   | 0-4   | 9.0  |
| 10.13 | #7 Texas          | 3  | 4  | 5 | 11 | -.091 | 0 | 0  | 0   | 0-6   | 7.0  |
| 10.16 | Tennessee         | 4  | 14 | 3 | 24 | .458  | 0 | 0  | 2   | 1-2   | 16.0 |
| 10.20 | Alabama           | 3  | 8  | 2 | 14 | .429  | 0 | 0  | 1   | 2-4   | 12.0 |
| 10.27 | Ole Miss          | 3  | 6  | 3 | 14 | .214  | 0 | 0  | 0   | 1-0   | 7.0  |
| 11.1  | South Carolina    | 3  | 5  | 3 | 13 | .154  | 0 | 0  | 0   | 1-2   | 7.0  |
| 11.3  | Georgia           | 3  | 8  | 1 | 10 | .700  | 0 | 0  | 0   | 0-3   | 9.5  |
| 11.8  | Texas A&M         | 3  | 4  | 3 | 14 | .071  | 0 | 0  | 0   | 0-6   | 7.0  |
| 11.10 | LSU               | 3  | 5  | 2 | 15 | .200  | 0 | 0  | 0   | 0-1   | 5.5  |
| 11.17 | Georgia           | 4  | 10 | 4 | 19 | .316  | 0 | 0  | 0   | 0-4   | 12.0 |
| 11.20 | Mississippi State | 3  | 6  | 1 | 12 | .417  | 0 | 0  | 1   | 0-4   | 8.0  |

### Kentucky Personal Bests

#### Kills

Season: 14 vs. Tennessee (10/16/24)  
 SEC: 14 vs. Tennessee (10/16/24)  
 Career: 14 vs. Tennessee (10/16/24)  
 SEC: 14 vs. Tennessee (10/16/24)

#### Percentage

Season: .714 vs. Morehead State (9/1/24)  
 SEC: .700 vs. Georgia (11/3/24)  
 Career: .714 vs. Morehead State (9/1/24)  
 SEC: .700 vs. Georgia (11/3/24)

#### Blocks

Season: 6, four times, last vs. Texas A&M (11/8/24)  
 SEC: 6, three times, last vs. Texas A&M (11/8/24)  
 Season: 6, four times, last vs. Texas A&M (11/8/24)  
 SEC: 6, three times, last vs. Texas A&M (11/8/24)

#### Assists

Season: 1, twice, last vs. Purdue (9/14/24)  
 SEC:  
 Career: 1, twice, last vs. Purdue (9/14/24)  
 SEC:

#### Digs

Season: 4 vs. Auburn (9/27/24)  
 SEC: 4 vs. Auburn (9/27/24)  
 Career: 4 vs. Auburn (9/27/24)  
 SEC: 4 vs. Auburn (9/27/24)

#### Aces

Season: 2, twice, last vs. SMU (9/13/24)  
 SEC:  
 Career: 2, twice, last vs. SMU (9/13/24)  
 SEC:

### Miscellaneous Stats

| Category                      | Season (UK Career) |
|-------------------------------|--------------------|
| Matches with 10 or more kills | 6 (6)              |
| Matches with 10 or more digs  | 0 (0)              |
| Matches with 5 or more blocks | 6 (6)              |
| Double-doubles                | 0 (0)              |

### Season Honors

Bluegrass Battle All-Tournament Team

### Social Media Handles

@brooke\_bultema



@brooke.b2

# PLAYER BIOS

## KENNEDY WASHINGTON

Freshman • Middle Blocker • 6-0  
 Glenn Heights, Texas • Prestonwood  
 Media Arts and Studies



### Personal Bests

**Kills**  
 Season: 8 vs. Ball State (9/8/24)  
 SEC: 7 vs. Georgia (11/17/24)  
 Career: 8 vs. Ball State (9/8/24)  
 SEC: 7 vs. Georgia (11/17/24)

**Percentage**  
 Season: .462 vs. Ball State (9/8/24)  
 SEC: .438 vs. Georgia (11/17/24)  
 Career: .462 vs. Ball State (9/8/24)  
 SEC: .438 vs. Georgia (11/17/24)

**Blocks**  
 Season: 6 vs. Morehead State (9/1/24)  
 SEC: 3 vs. Georgia (11/17/24)  
 Career: 6 vs. Morehead State (9/1/24)  
 SEC: 3 vs. Georgia (11/17/24)

### Assists

Season:  
 SEC:  
 Career:  
 SEC:

### Digs

Season: 2 vs. Georgia (11/17/24)  
 SEC: 2 vs. Georgia (11/17/24)  
 Career: 2 vs. Georgia (11/17/24)  
 SEC: 2 vs. Georgia (11/17/24)

### Aces

Season: 1 vs. Morehead State (9/1/24)  
 SEC:  
 Career:  
 SEC:

### Miscellaneous Stats

| Category                           | Season (Career) |
|------------------------------------|-----------------|
| Matches with 10 or more kills..... | 0 (0)           |
| Matches with 10 or more digs.....  | 0 (0)           |
| Matches with 5 or more blocks..... | 0 (0)           |
| Double-doubles.....                | 0 (0)           |

### Season Honors

### Season Averages

| Kills | Blocks | Assists | Digs | Aces |
|-------|--------|---------|------|------|
| 1.48  | 0.71   | 0.05    | 0.10 | 0.05 |

### Quick Hits

- Ankle injury suffered 10/15/24 ... Returned vs. South Carolina on Nov. 1
- Started as a middle blocker in place of injured Jordyn Dailey on Nov. 17 vs. UGA
- 2021 14-5A Newcomer of the Year
- 2021 14-5A All-District Academic and was on the 2022 Tournament on the Bay All-Tournament Team
- 2022 TAPPS 6A All-District honorable mention
- 2023 TAPPS 6A second team All-District in addition to bring All-State honorable mention and 2023 AVCA All-Region for the fourth region.

### Match-By-Match

| DATE  | Vs.               | SP | K | E | TA | PCT.  | A | SA | DIG | BS-BA | PTS. |
|-------|-------------------|----|---|---|----|-------|---|----|-----|-------|------|
| 8.30  | Northern Kentucky | 2  | 3 | 1 | 6  | .333  | 0 | 0  | 0   | 0-0   | 3.0  |
| 8.31  | Western Kentucky  | 2  | 1 | 3 | 5  | -.400 | 0 | 0  | 0   | 0-1   | 1.5  |
| 9.1   | Morehead State    | 2  | 3 | 1 | 9  | .222  | 0 | 1  | 0   | 4-2   | 6.0  |
| 9.6   | #7 Penn State     | 2  | 2 | 1 | 6  | .167  | 0 | 0  | 0   | 0-1   | 2.5  |
| 9.7   | James Madison     | 1  | 2 | 1 | 4  | .250  | 0 | 0  | 0   | 0-1   | 2.5  |
| 9.8   | Ball State        | 3  | 8 | 2 | 13 | .462  | 0 | 0  | 0   | 0-2   | 9.0  |
| 9.14  | #7 Purdue         | 2  | 2 | 0 | 6  | .333  | 0 | 0  | 0   | 1-0   | 2.5  |
| 11.1  | South Carolina    | 1  | 0 | 0 | 0  | .000  | 0 | 0  | 0   | 0-1   | 0.5  |
| 11.10 | LSU               | 1  | 3 | 1 | 5  | .400  | 0 | 0  | 0   | 0-1   | 3.5  |
| 11.17 | Georgia           | 4  | 7 | 0 | 16 | .438  | 0 | 0  | 2   | 0-3   | 8.5  |
| 11.20 | Mississippi State | 1  | 0 | 0 | 1  | .000  | 1 | 0  | 0   | 0-1   | 0.5  |

### Social Media Handles

@ kenthemiddle16  
 @ \_kennedywash\_



# PLAYER BIOS

## MOLLY TUOZZO

Sophomore • Libero / DS • 5-7  
 The Woodlands, Texas • The Woodlands HS  
 Business & Economics



### Season Averages

| Kills | Blocks | Assists | Digs | Aces |
|-------|--------|---------|------|------|
| 0.04  | 0.00   | 1.02    | 3.93 | 0.34 |

### Quick Hits

- Dawned the libero jersey vs. WKU and Morehead St. for the first time in her Kentucky career and has kept it ever since with 11+ digs in every match but one
- Career-high 22 digs vs. Ball State
- 10+ digs in 22 matches this year
- 18-straight matches with 10+ digs from Aug. 31 to Nov. 3
- 4 aces vs. Louisville for a new season high, then matched vs. Oklahoma in 5 set win over the Sooners
- **2023 SEC All-Freshman Team**
- Six aces in UK's win over Northern Colorado in 2023 opening weekend

### Match-By-Match

| DATE  | VS.               | SP | K | E | TA | PCT.  | A | SA | DIG | BS-BA | PTS. |
|-------|-------------------|----|---|---|----|-------|---|----|-----|-------|------|
| 8.27  | #2 Nebraska       | 4  | 0 | 0 | 0  | .000  | 1 | 0  | 3   | 0-0   | 0.0  |
| 8.30  | Northern Kentucky | 3  | 0 | 0 | 0  | .000  | 1 | 0  | 3   | 0-0   | 0.0  |
| 8.31  | Western Kentucky  | 4  | 0 | 0 | 0  | .000  | 8 | 1  | 15  | 0-0   | 1.0  |
| 9.1   | Morehead State    | 3  | 0 | 0 | 0  | .000  | 6 | 1  | 16  | 0-0   | 1.0  |
| 9.6   | #7 Penn State     | 5  | 0 | 0 | 0  | .000  | 1 | 1  | 19  | 0-0   | 1.0  |
| 9.7   | James Madison     | 3  | 0 | 0 | 0  | .000  | 3 | 1  | 12  | 0-0   | 1.0  |
| 9.8   | Ball State        | 3  | 0 | 0 | 0  | .000  | 3 | 0  | 22  | 0-0   | 0.0  |
| 9.13  | SMU               | 3  | 1 | 0 | 1  | 1.000 | 3 | 0  | 11  | 0-0   | 1.0  |
| 9.14  | #7 Purdue         | 4  | 1 | 0 | 2  | .500  | 3 | 1  | 16  | 0-0   | 2.0  |
| 9.18  | #4 Louisville     | 4  | 0 | 0 | 0  | .000  | 2 | 4  | 17  | 0-0   | 4.0  |
| 9.21  | #2 Stanford       | 4  | 0 | 0 | 0  | .000  | 7 | 0  | 11  | 0-0   | 0.0  |
| 9.27  | Auburn            | 5  | 0 | 0 | 0  | .000  | 3 | 2  | 18  | 0-0   | 2.0  |
| 9.29  | #15 Florida       | 4  | 0 | 0 | 0  | .000  | 7 | 0  | 16  | 0-0   | 0.0  |
| 10.2  | Oklahoma          | 5  | 0 | 0 | 1  | .000  | 7 | 4  | 20  | 0-0   | 4.0  |
| 10.6  | Mizzou            | 3  | 0 | 0 | 0  | .000  | 2 | 1  | 12  | 0-0   | 1.0  |
| 10.13 | #7 Texas          | 3  | 0 | 0 | 0  | .000  | 0 | 0  | 12  | 0-0   | 0.0  |
| 10.16 | Tennessee         | 4  | 1 | 0 | 2  | .500  | 7 | 1  | 16  | 0-0   | 2.0  |
| 10.20 | Alabama           | 3  | 0 | 0 | 0  | .000  | 6 | 2  | 11  | 0-0   | 2.0  |
| 10.27 | Ole Miss          | 3  | 0 | 0 | 0  | .000  | 4 | 2  | 11  | 0-0   | 2.0  |
| 11.1  | South Carolina    | 3  | 0 | 0 | 0  | .000  | 3 | 2  | 16  | 0-0   | 2.0  |
| 11.3  | Georgia           | 3  | 0 | 0 | 0  | .000  | 3 | 3  | 6   | 0-0   | 3.0  |
| 11.8  | Texas A&M         | 3  | 0 | 0 | 0  | .000  | 3 | 1  | 22  | 0-0   | 1.0  |
| 11.10 | LSU               | 3  | 0 | 0 | 0  | .000  | 1 | 2  | 14  | 0-0   | 2.0  |
| 11.17 | Georgia           | 4  | 1 | 0 | 1  | 1.000 | 3 | 0  | 19  | 0-0   | 0.0  |
| 11.20 | Mississippi State | 3  | 0 | 0 | 0  | .000  | 4 | 1  | 12  | 0-0   | 1.0  |

### Personal Bests

#### Kills

Season: 1, three times, last vs. Tennessee (10/16/24)  
 SEC: 1 vs. Tennessee (10/16/24)  
 Career: 1, five times, last vs. Tennessee (10/16/24)  
 SEC: 1, three times, vs. Tennessee (10/16/24)

#### Percentage

Season: 1.000, twice, last vs. Georgia (11/17/24)  
 SEC: 1.000, twice, last vs. Georgia (11/17/24)  
 Career: 1.000, twice, last vs. Georgia (11/17/24)  
 SEC: 1.000, twice, last vs. Georgia (11/17/24)

#### Assists

Season: 8 vs. Western Kentucky (8/31/24)  
 SEC: 7, three times, last at Tennessee (10/16/24)  
 Career: 8 vs. Western Kentucky (8/31/24)  
 SEC: 7, three times, last at Tennessee (10/16/24)

#### Digs

Season: 22, twice, last vs. Texas A&M (11/8/24)  
 SEC: 22 vs. Texas A&M (11/8/24)  
 Career: 22, twice, last vs. Texas A&M (11/8/24)  
 SEC: 22 vs. Texas A&M (11/8/24)

#### Aces

Season: 4, twice, last vs. Oklahoma (10/2/24)  
 SEC: 4 vs. Oklahoma (10/2/24)  
 Career: 6 at Northern Colorado (8/26/23)  
 SEC: 4 vs. Oklahoma (10/2/24)

### Miscellaneous Stats

| Category                           | Season (Career) |
|------------------------------------|-----------------|
| Matches with 10 or more kills..... | 0 (0)           |
| Matches with 10 or more digs.....  | 22 (28)         |
| Matches with 5 or more blocks..... | 0 (0)           |
| Double-doubles.....                | 0 (0)           |

### Season Honors

2023 SEC All-Freshman Team

### Social Media Handles



@mollytuozzo

PLAYER BIOS

ERIN LAMB

Senior • Outside Hitter • 6-3  
 Stewartville, Minn. • Stewartville HS  
 Kinesiology



Season Averages

| Kills | Blocks | Assists | Digs | Aces |
|-------|--------|---------|------|------|
| 2.38  | 0.28   | 0.03    | 0.48 | 0.43 |

Quick Hits

- Missed the first 13 SEC matches with a non-volleyball medical absense
- Returned vs. Mississippi State on Nov. 20, 2024 with six kills in two sets
- SMU All-Tournament Team member
- Career-high 3 aces vs. Nebraska in 2024 AVCA First Serve Showcase
- Had the swing to clinch the SEC Championship at Arkansas on an overpass
- Came in during the fifth set as a sub and had 4 kills vs. Arkansas to close the match, including the match-clinching kill

Match-By-Match

| DATE  | Vs.               | SP | K  | E | TA | PCT.  | A | SA | DIG | BS-BA | PTS. |
|-------|-------------------|----|----|---|----|-------|---|----|-----|-------|------|
| 8.27  | #2 Nebraska       | 4  | 14 | 8 | 32 | .188  | 0 | 3  | 0   | 0-0   | 17.0 |
| 8.30  | Northern Kentucky | 3  | 4  | 1 | 13 | .231  | 0 | 0  | 0   | 0-2   | 5.0  |
| 8.31  | Western Kentucky  | 4  | 11 | 3 | 35 | .229  | 0 | 1  | 4   | 1-2   | 14.0 |
| 9.1   | Morehead State    | 1  | 2  | 0 | 2  | 1.000 | 0 | 0  | 1   | 0-1   | 2.5  |
| 9.6   | #7 Penn State     | 5  | 14 | 4 | 39 | .256  | 0 | 2  | 5   | 1-1   | 17.5 |
| 9.7   | James Madison     | 3  | 12 | 2 | 16 | .625  | 0 | 0  | 0   | 0-1   | 12.5 |
| 9.8   | Ball State        | 3  | 3  | 1 | 8  | .250  | 0 | 6  | 1   | 0-0   | 9.0  |
| 9.13  | SMU               | 3  | 9  | 4 | 21 | .238  | 0 | 3  | 2   | 0-0   | 12.0 |
| 9.14  | #7 Purdue         | 4  | 12 | 7 | 34 | .147  | 1 | 0  | 2   | 0-0   | 12.0 |
| 9.18  | #4 Louisville     | 4  | 4  | 7 | 21 | -.143 | 0 | 2  | 2   | 1-0   | 7.0  |
| 9.21  | #2 Stanford       | 4  | 4  | 6 | 30 | -.067 | 0 | 0  | 1   | 0-1   | 4.5  |
| 11.20 | Mississippi State | 3  | 6  | 2 | 17 | .235  | 0 | 0  | 1   | 0-0   | 6.0  |

Personal Bests

Kills

Season: 14 vs. Nebraska (8/27/24)  
 SEC:  
 Career: 18, twice, last at Arkansas (10/8/22)  
 SEC: 18 at Arkansas (10/8/22)

Assists

Season: 1 vs. Purdue (9/14/24)  
 SEC:  
 Career: 1 vs. Purdue (9/14/24)  
 SEC:

Digs

Season: 5 vs. Penn State (9/6/24)  
 SEC:  
 Career: 5, twice, last vs. Penn State (9/6/24)  
 SEC: 5 at Arkansas (11/22/23)

Aces

Season: 6 vs. Ball State (9/8/24)  
 SEC:  
 Career: 6 vs. Ball State (9/8/24)  
 SEC:

Blocks

Season: 3 vs. Western Kentucky (8/31/24)  
 SEC:  
 Career: 5 vs. South Carolina (11/25/22)  
 SEC: 5 vs. South Carolina (11/25/22)

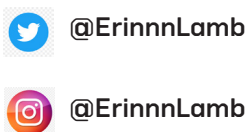
Miscellaneous Stats

| Category                      | Season (Career) |
|-------------------------------|-----------------|
| Matches with 10 or more kills | 5 (20)          |
| Matches with 10 or more digs  | 0 (0)           |
| Matches with 5 or more blocks | 0 (0)           |
| Double-doubles                | 0 (0)           |

Season Honors

SMU All-Tournament Team

Social Media Handles



PLAYER BIOS

# HANNAH BENJAMIN

Freshman • Outside Hitter • 6-1  
 Atlanta, Georgia • Fideles Christian  
 Architecture



**Season Averages**

| Kills | Blocks | Assists | Digs | Aces |
|-------|--------|---------|------|------|
| 0.00  | 0.00   | 0.00    | 0.00 | 0.00 |

**Quick Hits**

- Tore her ACL in the practices leading up to the Japan trip in the spring and will miss the entire season with the rehab and recovery process
- Ranked No. 9 nationally with a .504 hitting percentage in high school action
- Hit .497 in her junior and senior years of high school combined in just over 100 sets played with a 61 percent termination rate

**Match-By-Match**

DATE VS. SP K E TA PCT. A SA DIG BS-BA PTS.

**Personal Bests**

Kills

Season:

SEC:

Career:

SEC:

Percentage

Season:

SEC:

Career:

SEC:

Blocks

Season:

SEC:

Career:

SEC:

Assists

Season:

SEC:

Career:

SEC:

Digs

Season:

SEC:

Career:

SEC:

Aces

Season:

SEC:

Career:

SEC:

**Miscellaneous Stats**

| Category                            | Season (Career) |
|-------------------------------------|-----------------|
| Matches with 10 or more kills ..... | 0 (0)           |
| Matches with 10 or more digs.....   | 0 (0)           |
| Matches with 5 or more blocks ..... | 0 (0)           |
| Double-doubles .....                | 0 (0)           |

**Season Honors**

**Social Media Handles**



@hannah13vball

# PLAYER BIOS

## BROOKLYN DELEYE

Sophomore • Outside Hitter • 6-2  
 Topeka, Kansas • Washburn Rural HS  
 Kinesiology



# 17



### Season Averages

| Kills | Blocks | Assists | Digs | Aces |
|-------|--------|---------|------|------|
| 4.75  | 0.32   | 0.19    | 1.58 | 0.44 |

### Quick Hits

- 2024 AVCA First Serve Showcase All-Tournament Team
- 2024 Bluegrass Battle All-Tournament Team
- SEC Freshman of the Year, SEC All-Freshman Team
- 2023 AVCA Second Team All-America
- Set the Kentucky record for kills in a four-set match with 30 vs. Georgia. It was also tied for the most of a match of any length at UK in the rally-scoring era
- #1 in the nation in kills per set currently (4.81)
- SEC Offensive Player of the Week twice in 2024 (10/21 & 11/18)
- First UK freshman with 20+ kills in back-to-back matches since Leah Edmond in 2016
- Sister plays volleyball at Drake and her dad was a collegiate golfer

### Match-By-Match

| DATE  | VS.               | SP | K  | E  | TA | PCT. | A | SA | DIG | BS-BA | PTS. |
|-------|-------------------|----|----|----|----|------|---|----|-----|-------|------|
| 8.27  | #2 Nebraska       | 4  | 19 | 8  | 58 | .190 | 1 | 1  | 6   | 0-3   | 21.5 |
| 8.30  | Northern Kentucky | 3  | 8  | 2  | 18 | .333 | 1 | 3  | 4   | 0-0   | 11.0 |
| 8.31  | Western Kentucky  | 4  | 26 | 2  | 50 | .480 | 1 | 1  | 9   | 0-1   | 27.5 |
| 9.1   | Morehead State    | 2  | 5  | 1  | 10 | .400 | 0 | 3  | 2   | 0-1   | 8.5  |
| 9.6   | #7 Penn State     | 5  | 20 | 9  | 66 | .167 | 1 | 0  | 7   | 0-0   | 20.0 |
| 9.7   | James Madison     | 3  | 10 | 5  | 20 | .250 | 1 | 4  | 7   | 0-1   | 14.5 |
| 9.8   | Ball State        | 3  | 12 | 2  | 23 | .435 | 0 | 2  | 4   | 0-0   | 14.0 |
| 9.13  | SMU               | 3  | 15 | 8  | 40 | .175 | 0 | 2  | 6   | 0-1   | 17.5 |
| 9.14  | #7 Purdue         | 4  | 13 | 8  | 42 | .119 | 1 | 2  | 5   | 0-0   | 15.0 |
| 9.18  | #4 Louisville     | 4  | 17 | 6  | 54 | .204 | 1 | 2  | 3   | 0-1   | 19.5 |
| 9.21  | #2 Stanford       | 4  | 17 | 4  | 46 | .283 | 1 | 1  | 3   | 0-2   | 19.0 |
| 9.27  | Auburn            | 5  | 21 | 10 | 52 | .212 | 1 | 4  | 10  | 0-0   | 25.0 |
| 9.29  | #15 Florida       | 4  | 24 | 4  | 54 | .370 | 3 | 2  | 8   | 2-1   | 28.5 |
| 10.2  | Oklahoma          | 5  | 25 | 5  | 52 | .385 | 0 | 0  | 10  | 0-1   | 25.5 |
| 10.6  | Mizzou            | 3  | 12 | 2  | 23 | .435 | 0 | 1  | 3   | 0-2   | 14.0 |
| 10.13 | #7 Texas          | 3  | 12 | 7  | 33 | .152 | 0 | 0  | 3   | 0-1   | 12.5 |
| 10.16 | Tennessee         | 4  | 23 | 6  | 56 | .304 | 1 | 1  | 10  | 0-0   | 24.0 |
| 10.20 | Alabama           | 3  | 21 | 10 | 47 | .234 | 0 | 0  | 4   | 1-0   | 22.0 |
| 10.27 | Ole Miss          | 3  | 17 | 5  | 38 | .316 | 1 | 1  | 4   | 1-0   | 19.0 |
| 11.1  | South Carolina    | 3  | 16 | 5  | 38 | .289 | 0 | 2  | 2   | 0-0   | 18.0 |
| 11.3  | Georgia           | 3  | 16 | 3  | 28 | .464 | 1 | 2  | 6   | 0-1   | 18.5 |
| 11.8  | Texas A&M         | 3  | 20 | 7  | 46 | .283 | 0 | 1  | 1   | 0-3   | 22.5 |
| 11.10 | LSU               | 3  | 11 | 3  | 29 | .276 | 0 | 1  | 4   | 1-1   | 13.5 |
| 11.17 | Georgia           | 4  | 30 | 4  | 69 | .377 | 0 | 0  | 8   | 0-0   | 30.0 |
| 11.20 | Mississippi State | 3  | 9  | 7  | 28 | .071 | 1 | 3  | 10  | 2-1   | 14.5 |

### Personal Bests

#### Kills

Season: 30 vs. Georgia (11/17/24)  
 SEC: 30 vs. Georgia (11/17/24)  
 Career: 30 vs. Georgia (11/17/24)  
 SEC: 30 vs. Georgia (11/17/24)

#### Percentage

Season: .480 vs. Western Kentucky (8/31/24)  
 SEC: .464 vs. Georgia (11/3/24)  
 Career: .524 vs. Baylor (12/1/23)  
 SEC: .464 vs. Georgia (11/3/24)

#### Blocks

Season: 3, 4x, last vs. Mississippi State (11/20/24)  
 SEC: 3, 4x, last vs. Mississippi State (11/20/24)  
 Career: 3, 4x, last vs. Mississippi State (11/20/24)  
 SEC: 3, 4x, last vs. Mississippi State (11/20/24)

#### Digs

Season: 10, four times, last vs. Miss. St. (11/20/24)  
 SEC: 10, four times, last vs. Miss. St. (11/20/24)  
 Career: 17 vs. Mississippi State (10/20/23)  
 SEC: 17 vs. Mississippi State (10/20/23)

#### Aces

Season: 4, twice, last vs. Auburn (9/27/24)  
 SEC: 4 vs. Auburn (9/27/24)  
 Career: 4, twice, last vs. Auburn (9/27/24)  
 SEC: 4 vs. Auburn (9/27/24)

### Miscellaneous Stats

| Category                           | Season (Career) |
|------------------------------------|-----------------|
| Matches with 10 or more kills..... | 22 (42)         |
| Matches with 10 or more digs.....  | 4 (11)          |
| Matches with 5 or more blocks..... | 1 (1)           |
| Double-doubles.....                | 3 (8)           |

### Season Honors

Preseason All-SEC

### Social Media Handles

@BrooklynDeLeye



@BrooklynDeLeye0117

PLAYER BIOS

# LANE JENKINS

Senior • Setter • 5-9  
Versailles, Kentucky • Loyola-Chicago



| Season Averages | Kills | Blocks | Assists | Digs | Aces |
|-----------------|-------|--------|---------|------|------|
|                 | 0.00  | 0.00   | 4.00    | 1.00 | 0.00 |

**Quick Hits**

- Transferred in from Loyola-Chicago for the 2022 season
- Resident of Versailles, Ky., a suburb of Lexington

**Match-By-Match**

| DATE | Vs.               | SP | K | E | TA | PCT. | A | SA | DIG | BS-BA | PTS. |
|------|-------------------|----|---|---|----|------|---|----|-----|-------|------|
| 8.30 | Northern Kentucky | 1  | 0 | 0 | 0  | .000 | 4 | 0  | 0   | 0-0   | 0.0  |
| 9.1  | Morehead State    | 1  | 0 | 0 | 0  | .000 | 4 | 0  | 2   | 0-0   | 0.0  |

**Personal Bests**

**Kills**  
Season:  
SEC:  
Career: 1 vs. Indiana St. (9/10/22)  
SEC:

**Percentage**  
Season:  
SEC:  
Career:  
SEC:

**Blocks**  
Season:  
SEC:  
Career:  
SEC:

**Assists**  
Season: 4, twice, last vs. Morehead State (9/1/24)  
SEC:  
Career: 4, twice, last vs. Morehead State (9/1/24)  
SEC:

**Digs**  
Season: 2 vs. Morehead State (9/1/24)  
SEC:  
Career: 2 vs. Morehead State (9/1/24)  
SEC:

**Aces**  
Season:  
SEC:  
Career:  
SEC:

**Miscellaneous Stats**

| Category                            | Season (Career) |
|-------------------------------------|-----------------|
| Matches with 10 or more kills ..... | 0 (0)           |
| Matches with 10 or more digs.....   | 0 (0)           |
| Matches with 5 or more blocks ..... | 0 (0)           |
| Double-doubles .....                | 0 (0)           |

**Season Honors**

Social Media Handles

@LaneJenkins2003  
 @lanejenkins10





PLAYER BIOS

# ASIA THIGPEN

Freshman • Outside Hitter • 5-11  
 Pittsboro, N.C. • Northwood HS  
 Human Health Sciences



**Season Averages**

| Kills | Blocks | Assists | Digs | Aces |
|-------|--------|---------|------|------|
| 1.84  | 0.15   | 0.07    | 1.56 | 0.08 |

**Quick Hits**

- SEC Freshman of the Week (10/21/24)
- 16 digs vs. Georgia on Nov. 17 was a new career high
- Suffered a knee injury vs. SMU in set one on Sept. 13. Missed six matches and returned in a back-row, non-attacking capacity vs. Mizzou on October 6.
- Had a career-high 15 kills and hit .583 at Tennessee in first match playing all six rotations
- Thigpen called Kentucky her dream school and has athletic genes in her family, as her father, Tommy, serves as the co-defensive coordinator and inside linebackers coach for the University of North Carolina football team.
- First Team All-State
- Conference MVP and was the No. 1 ranked recruit from the state of North Carolina according to PrepVolleyball.

**Match-By-Match**

| DATE  | Vs.               | SP | K  | E | TA | PCT.  | A | SA | DIG | BS-BA | PTS. |
|-------|-------------------|----|----|---|----|-------|---|----|-----|-------|------|
| 8.27  | #2 Nebraska       | 4  | 4  | 1 | 8  | .375  | 0 | 0  | 3   | 0-0   | 4.0  |
| 8.30  | Northern Kentucky | 3  | 5  | 1 | 8  | .500  | 1 | 0  | 4   | 0-0   | 5.0  |
| 8.31  | Western Kentucky  | 4  | 2  | 1 | 5  | .200  | 0 | 0  | 8   | 0-0   | 2.0  |
| 9.1   | Morehead State    | 3  | 5  | 2 | 11 | .273  | 0 | 0  | 4   | 0-0   | 5.0  |
| 9.6   | #7 Penn State     | 5  | 0  | 2 | 3  | -.667 | 0 | 0  | 3   | 0-0   | 0.0  |
| 9.7   | James Madison     | 3  | 1  | 1 | 3  | .000  | 0 | 0  | 3   | 0-0   | 1.0  |
| 9.8   | Ball State        | 3  | 2  | 0 | 6  | .333  | 0 | 0  | 1   | 0-0   | 2.0  |
| 9.13  | SMU               | 3  | 0  | 0 | 0  | .000  | 0 | 0  | 1   | 0-0   | 0.0  |
| 10.6  | Mizzou            | 1  | 0  | 0 | 0  | .000  | 0 | 0  | 0   | 0-0   | 0.0  |
| 10.13 | #7 Texas          | 3  | 3  | 3 | 12 | .000  | 0 | 0  | 3   | 0-0   | 3.0  |
| 10.16 | Tennessee         | 4  | 15 | 1 | 24 | .583  | 1 | 0  | 8   | 1-0   | 16.0 |
| 10.20 | Alabama           | 3  | 9  | 4 | 23 | .217  | 0 | 0  | 6   | 1-0   | 10.0 |
| 10.27 | Ole Miss          | 3  | 9  | 4 | 20 | .250  | 0 | 1  | 6   | 0-0   | 10.0 |
| 11.1  | South Carolina    | 3  | 9  | 5 | 20 | .200  | 1 | 2  | 10  | 1-0   | 12.0 |
| 11.3  | Georgia           | 3  | 9  | 8 | 28 | .036  | 0 | 0  | 4   | 0-2   | 10.0 |
| 11.8  | Texas A&M         | 3  | 13 | 6 | 26 | .267  | 0 | 0  | 7   | 1-0   | 14.0 |
| 11.10 | LSU               | 3  | 8  | 2 | 14 | .429  | 0 | 1  | 5   | 0-0   | 9.0  |
| 11.17 | Georgia           | 4  | 11 | 5 | 24 | .250  | 1 | 0  | 16  | 0-2   | 12.0 |
| 11.20 | Mississippi State | 3  | 7  | 2 | 10 | .500  | 0 | 1  | 3   | 0-1   | 8.5  |

**Personal Bests**

**Kills**

Season: 15 vs. Tennessee (10/16/24)  
 SEC: 15 vs. Tennessee (10/16/24)  
 Career: 15 vs. Tennessee (10/16/24)  
 SEC: 15 vs. Tennessee (10/16/24)

**Percentage**

Season: .583 vs. Tennessee (10/16/24)  
 SEC: .583 vs. Tennessee (10/16/24)  
 Career: .583 vs. Tennessee (10/16/24)  
 SEC: .583 vs. Tennessee (10/16/24)

**Blocks**

Season: 2, twice, last vs. Georgia (11/17/24)  
 SEC: 2, twice, last vs. Georgia (11/17/24)  
 Career: 2, twice, last vs. Georgia (11/17/24)  
 SEC: 2, twice, last vs. Georgia (11/17/24)

**Assists**

Season: 1, four times, last vs. Georgia (11/17/24)  
 SEC: 1, three times, last vs. Georgia (11/17/24)  
 Career: 1, four times, last vs. Georgia (11/17/24)  
 SEC: 1, three times, last vs. Georgia (11/17/24)

**Digs**

Season: 16 vs. Georgia (11/17/24)  
 SEC: 16 vs. Georgia (11/17/24)  
 Career: 16 vs. Georgia (11/17/24)  
 SEC: 16 vs. Georgia (11/17/24)

**Aces**

Season: 2 vs. South Carolina (11/1/24)  
 SEC: 2 vs. South Carolina (11/1/24)  
 Career: 2 vs. South Carolina (11/1/24)  
 SEC: 2 vs. South Carolina (11/1/24)

**Miscellaneous Stats**

| Category                            | Season (Career) |
|-------------------------------------|-----------------|
| Matches with 10 or more kills ..... | 3 (3)           |
| Matches with 10 or more digs.....   | 2 (2)           |
| Matches with 5 or more blocks ..... | 0 (0)           |
| Double-doubles .....                | 1 (1)           |

**Season Honors**

**Social Media Handles**

@thigpenasia

@asiathigpenvb





MATCH-BY-MATCH BOX SCORES



Volleyball Box Score
2024-25 Women's Volleyball
Penn St. vs Kentucky (09/06/2024 at Rupp Arena)

Table with 18 columns: #, Penn St., S, K, E, TA, Pct, Ast, Err, TA, Pct, Set, SA, SE, TA, Pct, Serve, O, RE, Pct, Dig, Block, BS, BA, BE, BHE, Pts

Attack By Set table with columns: Set, K, E, TA, Pct, Sidout, Pct. SET SCORES: Penn St. (3) 19 23 26 25 15, Kentucky (2) 25 25 24 22 8.

Table with 18 columns: #, Kentucky, S, K, E, TA, Pct, Ast, Err, TA, Pct, Set, SA, SE, TA, Pct, Serve, O, RE, Pct, Dig, Block, BS, BA, BE, BHE, Pts

Attack By Set table with columns: Set, K, E, TA, Pct, Sidout, Pct. TOTAL TEAM BLOCKS 9.0. Site: Lexington (Rupp Arena). Date: 09/06/2024. Attend: 3344. Time: 2:42.

Tie Scores table with columns: Tie Scores, Lead changes, Total.



Volleyball Box Score
2024-25 Women's Volleyball
James Madison vs Kentucky (09/07/2024 at Rupp Arena)

Table with 18 columns: #, James Madison, S, K, E, TA, Pct, Ast, Err, TA, Pct, Set, SA, SE, TA, Pct, Serve, O, RE, Pct, Dig, Block, BS, BA, BE, BHE, Pts

Attack By Set table with columns: Set, K, E, TA, Pct, Sidout, Pct. SET SCORES: James Madison (0) 10 20 22, Kentucky (3) 25 25 25.

Table with 18 columns: #, Kentucky, S, K, E, TA, Pct, Ast, Err, TA, Pct, Set, SA, SE, TA, Pct, Serve, O, RE, Pct, Dig, Block, BS, BA, BE, BHE, Pts

Attack By Set table with columns: Set, K, E, TA, Pct, Sidout, Pct. TOTAL TEAM BLOCKS 6.0. Site: Lexington (Rupp Arena). Date: 09/07/2024. Attend: 442. Time: 1:29.

Tie Scores table with columns: Tie Scores, Lead changes, Total.



Volleyball Box Score
2024-25 Women's Volleyball
Ball St. vs Kentucky (09/08/2024 at Memorial Coliseum)

Table with 18 columns: #, Ball St., S, K, E, TA, Pct, Ast, Err, TA, Pct, Set, SA, SE, TA, Pct, Serve, O, RE, Pct, Dig, Block, BS, BA, BE, BHE, Pts

Attack By Set table with columns: Set, K, E, TA, Pct, Sidout, Pct. SET SCORES: Ball St. (0) 17 21 13, Kentucky (3) 25 25 25.

Table with 18 columns: #, Kentucky, S, K, E, TA, Pct, Ast, Err, TA, Pct, Set, SA, SE, TA, Pct, Serve, O, RE, Pct, Dig, Block, BS, BA, BE, BHE, Pts

Attack By Set table with columns: Set, K, E, TA, Pct, Sidout, Pct. TOTAL TEAM BLOCKS 5.0. Site: Lexington (Memorial Coliseum). Date: 09/08/2024. Attend: 1943. Time: 1:18.

Tie Scores table with columns: Tie Scores, Lead changes, Total.



Volleyball Box Score
SMU vs. Kentucky
Kentucky vs SMU (09/13/2024 at Moody Coliseum)

Table with 18 columns: #, Kentucky, S, K, E, TA, Pct, Ast, Err, TA, Pct, Set, SA, SE, TA, Pct, Serve, O, RE, Pct, Dig, Block, BS, BA, BE, BHE, Pts

Attack By Set table with columns: Set, K, E, TA, Pct, Sidout, Pct. SET SCORES: Kentucky (3) 25 26 25, SMU (0) 23 24 21.

Table with 18 columns: #, SMU, S, K, E, TA, Pct, Ast, Err, TA, Pct, Set, SA, SE, TA, Pct, Serve, O, RE, Pct, Dig, Block, BS, BA, BE, BHE, Pts

Attack By Set table with columns: Set, K, E, TA, Pct, Sidout, Pct. TOTAL TEAM BLOCKS 6.0. Site: Dallas (Moody Coliseum). Date: 09/13/2024. Attend: 891. Time: 1:47.

Tie Scores table with columns: Tie Scores, Lead changes, Total.











# MATCH-BY-MATCH BOX SCORES



Volleyball Box Score

2024-25 Women's Volleyball

Mississippi St. vs Kentucky (11/20/2024 at Historic Memorial Coliseum)

| #  | Mississippi St.          | S     | Attack |    |    | Set |      |     | Serve |     |      | Reception |    |     | Block |       |     | Pts  |     |    |    |    |     |     |      |
|----|--------------------------|-------|--------|----|----|-----|------|-----|-------|-----|------|-----------|----|-----|-------|-------|-----|------|-----|----|----|----|-----|-----|------|
|    |                          |       | K      | E  | TA | Pct | Ast  | Err | TA    | Pct | SA   | SE        | TA | Pct | O     | RE    | Pct |      | Dig | BS | BA | BE | BHE |     |      |
| 2  | Schmidt, Karl            | ■ ■ ■ | 3      | 8  | 6  | 22  | .091 |     |       |     |      |           | 1  | 1   | 1     | 1.000 | 1   | 1    | 500 | 1  |    |    |     | 8.0 |      |
| 3  | Smith, Arissa            | ■ ■ ■ | 3      | 4  | 1  | 12  | .250 |     |       |     |      |           | 6  | 1   | 1     | 1.000 | 2   | 2    | 4   | 11 |    |    |     | 8.0 |      |
| 4  | Yates, McKenna           | ■ ■ ■ | 3      |    |    | 1   | .000 | 4   |       | 9   | .444 |           | 10 | 1   | 1     | 1.000 | 20  | 3    | 870 | 11 |    |    |     | 0.0 |      |
| 6  | Newsome, Kallin          | ■ ■ ■ | 3      | 2  | 6  | 16  | .250 |     |       |     |      |           | 7  | 1   | 1     | 1.000 | 16  | 2    | 869 | 6  |    |    |     | 2.0 |      |
| 7  | Walk, Rebecca            | ■ ■ ■ | 3      | 4  | 1  | 8   | .375 |     |       |     |      |           |    |     |       | 1     | 1   | 1000 |     |    | 3  |    |     | 5.5 |      |
| 8  | Neal, Mary               | □ □ □ | 2      |    |    |     | .000 |     |       |     |      |           | 4  | 1   | 1     | 1.000 | 11  | 2    | 846 | 4  |    |    |     | 0.0 |      |
| 10 | Corral-Blagojevich, Mele | □ □ □ | 2      |    |    |     | .000 |     |       |     |      |           | 3  | 4   | 250   | 7     | 1   | 1000 | 1   |    |    |    |     | 0.0 |      |
| 11 | Harness, Ceci            | ■ ■ ■ | 3      |    |    | 3   | .000 | 13  | 1     | 50  | .260 |           | 11 | 1   | 1     | 1.000 |     |      | 000 | 1  | 1  | 1  |     |     | 0.5  |
| 13 | Beckham, Arianna         | □ □ □ | 3      | 1  | 1  | 7   | .000 |     |       |     |      |           |    |     |       |       |     | 000  | 2   | 2  |    |    |     | 2.0 |      |
| 17 | Shackelford, Amina       | ■ ■ ■ | 3      | 7  | 3  | 25  | .660 |     |       |     |      |           |    |     |       |       |     | 000  | 1   | 4  |    |    |     | 9.0 |      |
| 24 | Hanson, Cayley           | □ □ □ | 3      |    |    |     | .000 | 8   |       | 24  | .333 |           | 7  | 1   | 1     | 1.000 |     |      | 000 | 5  |    |    |     |     | 0.0  |
|    | TEAM                     |       | 3      |    |    |     | .000 |     |       |     |      |           |    |     |       |       |     | 000  |     |    |    |    |     | 0.0 |      |
|    | Totals                   |       | 3      | 26 | 18 | 94  | .085 | 25  | 1     | 87  | .287 |           | 3  | 50  | 940   | 57    | 8   | 877  | 34  | 2  | 14 | 1  |     |     | 35.0 |

Attack By Set

| Set | K  | E | TA | Pct  | Sideout | Pct |
|-----|----|---|----|------|---------|-----|
| 1   | 9  | 7 | 32 | .082 | 12-24   | 50% |
| 2   | 13 | 5 | 31 | .258 | 12-25   | 48% |
| 3   | 4  | 6 | 31 | .065 | 8-24    | 33% |

TOTAL TEAM BLOCKS

9.0

SET SCORES

Mississippi St. (0)

1 2 3

17 20 11

Team records:

10-13, 4-10

18-7, 12-2

| #  | Kentucky            | S     | Attack |    |    | Set |      |     | Serve |     |       | Reception |    |     | Block |       |     | Pts |      |     |    |    |     |      |      |      |
|----|---------------------|-------|--------|----|----|-----|------|-----|-------|-----|-------|-----------|----|-----|-------|-------|-----|-----|------|-----|----|----|-----|------|------|------|
|    |                     |       | K      | E  | TA | Pct | Ast  | Err | TA    | Pct | SA    | SE        | TA | Pct | O     | RE    | Pct |     | Dig  | BS  | BA | BE | BHE |      |      |      |
| 1  | Wilson, Megan       | ■ ■ ■ | 3      | 9  | 17 | 529 |      |     |       |     |       |           |    |     |       |       |     | 000 | 5    | 1   | 1  |    |     | 11.5 |      |      |
| 2  | Sarafa, Ava         | □ □ □ | 3      |    |    |     | .000 |     |       |     |       |           | 9  | 1   | 1     | 1.000 |     |     | 000  | 1   |    |    |     |      | 0.0  |      |
| 4  | Grome, Emma         | ■ ■ ■ | 3      | 1  | 2  | 500 | .37  | 1   | 79    | 468 |       |           | 1  | 2   | 11    | 818   |     |     | 000  | 7   | 4  | 1  |     |      | 4.0  |      |
| 5  | Dailey, Jordyn      | ■ ■ ■ | 3      | 7  | 11 | 636 |      |     |       |     |       |           |    |     |       |       |     | 000 |      | 6   |    |    |     |      | 10.0 |      |
| 8  | Beavin, Eleanor     | □ □ □ | 3      |    |    |     | .000 |     |       |     |       |           | 2  | 1   | 13    | 923   |     |     | 1000 | 8   |    |    |     |      | 2.0  |      |
| 8  | Bultema, Brooke     | ■ ■ ■ | 3      | 6  | 1  | 12  | .417 |     |       |     |       |           |    |     |       |       |     | 000 | 1    | 1   | 1  | 1  | 1   | 1    | 8.0  |      |
| 10 | Washington, Kennedy | □ □ □ | 1      |    |    | 1   | .000 | 1   | 1     | 1   | 1.000 |           |    |     |       |       |     | 000 | 1    | 1   |    |    |     |      | 0.5  |      |
| 12 | Tuozzo, Molly       | L L L | 3      |    |    |     | .000 | 4   | 11    | 364 |       |           | 1  | 3   | 13    | 769   |     |     | 1000 | 12  |    |    |     |      | 1.0  |      |
| 13 | Lamb, Erin          | □ □ □ | 2      | 6  | 2  | 17  | .235 |     |       |     |       |           |    |     |       |       |     | 000 | 4    | 1   | 1  | 1  | 1   | 1    | 6.0  |      |
| 17 | DeLeye, Brooklyn    | ■ ■ ■ | 3      | 9  | 7  | 28  | .071 | 1   | 3     | 333 |       |           | 3  | 2   | 18    | 889   |     |     | 1000 | 10  | 2  | 1  |     |      | 14.5 |      |
| 20 | Thippen, Asia       | ■ ■ ■ | 3      | 7  | 2  | 10  | .500 |     |       |     |       |           |    |     |       |       |     | 000 | 1    | 5   | 1  | 1  | 1   | 1    | 6.5  |      |
|    | TEAM                |       | 3      |    |    |     | .000 |     |       |     |       |           |    |     |       |       |     | 000 |      | 000 |    |    |     |      | 0.0  |      |
|    | Totals              |       | 3      | 45 | 12 | 98  | .337 | 43  | 1     | 96  | .448  |           | 8  | 8   | 73    | 890   |     |     | 1000 | 43  | 2  | 22 | 2   | 1    |      | 66.0 |

Attack By Set

| Set | K  | E | TA | Pct  | Sideout | Pct |
|-----|----|---|----|------|---------|-----|
| 1   | 15 | 4 | 29 | .379 | 13-18   | 72% |
| 2   | 16 | 3 | 34 | .382 | 12-20   | 60% |
| 3   | 14 | 5 | 35 | .257 | 9-12    | 75% |

TOTAL TEAM BLOCKS

13.0

Site: Lexington (Historic Memorial Coliseum)

Date: 11/20/2024 Attend: 2166 Time: 1:34

Referees: Bill Thornburgh, Dean Hoskin, Randy Stone, Chris Carrington

|              | 1 | 2 | 3 | Total |
|--------------|---|---|---|-------|
| Tie Scores   | 3 | 4 | 0 | 7     |
| Lead changes | 1 | 2 | 0 | 3     |





# KENTUCKY<sup>®</sup>

## VOLLEYBALL

### ALL-TIME LEADERS

#### CAREER RECORDS

| Sets Played         |     |         |
|---------------------|-----|---------|
| 1. Jane Belanger    | 491 | 1990-93 |
| 2. Stephanie Klefot | 489 | 2009-12 |
| 3. Ann Hall         | 487 | 1989-93 |
| 4. Lisa Bokovoy     | 486 | 1985-88 |
| Lauren Rapp         | 486 | 2007-10 |
| Sarah Rumely        | 486 | 2006-09 |
| 7. Jackie Napper    | 478 | 2011-14 |
| 8. Whitney Billings | 476 | 2010-13 |
| 9. Queen Nzenwa     | 464 | 2005-08 |
| Becky Pavan         | 464 | 2008-11 |

| Assists               |              |                   |
|-----------------------|--------------|-------------------|
| 1. Sarah Rumely       | 5,703        | 2006-09           |
| 2. Laura Linder       | 5,425        | 1987-90           |
| 3. Madison Lilley     | 4,962        | 2017-21           |
| 4. <b>Emma Grome</b>  | <b>4,797</b> | <b>2021-Pres.</b> |
| 5. Jane Belanger      | 4,861        | 1990-93           |
| 6. Morgan Bergren     | 3,814        | 2012-15           |
| 7. Leigh Marcum       | 3,683        | 2002-05           |
| 8. Christine Hartmann | 3,497        | 2009-12           |
| 9. Irene Smyth        | 3,195        | 1983-86           |
| 10. Whitney Sample    | 2,880        | 1998-01           |

| Digs                     |              |                   |
|--------------------------|--------------|-------------------|
| 1. Jenni Casper          | 2,037        | 2003-07           |
| 2. Stephanie Klefot      | 1,924        | 2009-12           |
| 3. BriAnne Sauer         | 1,634        | 2006-09           |
| 4. Ashley Dusek          | 1,574        | 2014-17           |
| 5. Gabby Curry           | 1,564        | 2017-21           |
| 6. Jackie Napper         | 1,516        | 2011-14           |
| 7. <b>Eleanor Beavin</b> | <b>1,430</b> | <b>2021-Pres.</b> |
| 8. Whitney Billings      | 1,242        | 2010-13           |
| 9. Katie Eiserman        | 1,194        | 1996-99           |
| 10. Ann Hall             | 1,139        | 1989-93           |

| Kills               |       |         |
|---------------------|-------|---------|
| 1. Leah Edmond      | 1,978 | 2016-10 |
| 2. Molly Dresibach  | 1,737 | 1992-95 |
| 3. Lisa Bokovoy     | 1,657 | 1985-88 |
| 4. Sarah Spinner    | 1,565 | 2001-04 |
| 5. Whitney Billings | 1,393 | 2010-13 |
| 6. Krista Robinson  | 1,389 | 1991-93 |
| 7. Kristen Batt     | 1,387 | 1999-02 |
| 8. Alli Stumler     | 1,386 | 2018-21 |
| 9. Katie Eiserman   | 1,358 | 1996-99 |
| 10. Lauren Rapp     | 1,280 | 2007-10 |

| Service Aces       |     |         |
|--------------------|-----|---------|
| 1. Sarah Rumely    | 165 | 2006-09 |
| 2. Krista Robinson | 159 | 1991-93 |
| 3. Irene Smyth     | 153 | 1983-86 |
| 4. Lisa Bokovoy    | 147 | 1985-88 |
| 5. Sarah Spinner   | 145 | 2001-04 |
| 6. Laura Linder    | 135 | 1987-90 |
| 7. Lori Erpenbeck  | 129 | 1981-84 |
| Lauren Rapp        | 129 | 2007-10 |
| 9. Jane Belanger   | 126 | 1990-93 |
| 10. Jill Ackerman  | 114 | 1983-86 |

| Attack Attempts     |       |         |
|---------------------|-------|---------|
| 1. Leah Edmond      | 4,655 | 2016-19 |
| 2. Molly Dresibach  | 4,296 | 1992-95 |
| 3. Sarah Spinner    | 4,172 | 2001-04 |
| 4. Kristen Batt     | 3,907 | 1999-02 |
| Alli Stumler        | 3,907 | 2018-21 |
| 6. Katie Eiserman   | 3,876 | 1996-99 |
| 7. Lisa Bokovoy     | 3,729 | 1985-88 |
| 8. Whitney Billings | 3,504 | 2010-13 |
| 9. Krista Robinson  | 3,475 | 1991-93 |
| 10. Lauren O'Conner | 3,276 | 2011-14 |

| Block Solos         |     |         |
|---------------------|-----|---------|
| 1. Lisa Bokovoy     | 210 | 1985-88 |
| 2. Marsha Bond      | 148 | 1980-83 |
| 3. Karolyn Kirby    | 111 | 1983    |
| 4. Lori Erpenbeck   | 99  | 1981-84 |
| 5. Eunice Thomas    | 85  | 1990-93 |
| 6. Jill Ackerman    | 80  | 1983-86 |
| 7. Lisa Dausman     | 76  | 1983-87 |
| 8. Anglea Salvatore | 74  | 1989-92 |
| 9. Cathy DeBuono    | 71  | 1988-91 |
| 10. Jaclyn Homan    | 68  | 1996-99 |

| Attack Percentage<br>(min. 1000 attempts) |      |         |
|---|------|---------|
| 1. Marsha Bond                            | .380 | 1980-83 |
| 2. Kaz Brown                              | .357 | 2014-17 |
| 3. Alexandra Morgan                       | .355 | 2010-13 |
| 4. Eunice Thomas                          | .342 | 1990-93 |
| 5. Emily Franklin                         | .341 | 2014-17 |
| 6. Queen Nzenwa                           | .335 | 2005-08 |
| 7. Lisa Bokovoy                           | .329 | 1985-88 |
| 8. Karolyn Kirby                          | .311 | 1983    |
| 9. Lori Erpenbeck                         | .305 | 1981-84 |
| 10. Brooke Morgan                         | .303 | 2015-18 |

| Block Assists     |     |         |
|-------------------|-----|---------|
| 1. Queen Nzenwa   | 557 | 2005-08 |
| 2. Kaz Brown      | 509 | 2014-17 |
| 3. Lauren Rapp    | 423 | 2007-10 |
| 4. Becky Pavan    | 403 | 2008-11 |
| 5. Lisa Bokovoy   | 400 | 1985-88 |
| 6. Emily Franklin | 357 | 2014-17 |
| 7. Eunice Thomas  | 355 | 1990-93 |
| 8. Jaclyn Homan   | 353 | 1996-99 |
| 9. Jenny Muzzey   | 347 | 1995-98 |
| 10. Mara Eglitis  | 344 | 1992-95 |

# KENTUCKY<sup>®</sup>

## VOLLEYBALL

### ALL-TIME LEADERS

#### INDIVIDUAL SEASON

| Sets Played         |      |     |
|---------------------|------|-----|
| 1. Irene Smyth      | 1985 | 140 |
| 2. Machelie Elliott | 1985 | 138 |
| 3. Lisa Bokovoy     | 1985 | 137 |
| Mara Eglitis        | 1994 | 137 |
| 5. Jill Ackerman    | 1985 | 135 |
| 6. Jody Hopkinson   | 1985 | 133 |
| Jane Belanger       | 1991 | 133 |
| 8. Sandra Lunney    | 1985 | 132 |
| 9. Ann Hall         | 1991 | 130 |
| Eunice Thomas       | 1991 | 130 |
| Molly Dreisbach     | 1994 | 130 |

| Kills              |      |     |
|--------------------|------|-----|
| 1. Marsha Bond     | 1983 | 874 |
| 2. Molly Dreisbach | 1994 | 653 |
| 3. Karolyn Kirby   | 1983 | 618 |
| 4. Leah Edmond     | 2017 | 539 |
| 5. Sarah Mendoza   | 2009 | 519 |
| 6. LaTanya Webb    | 1997 | 516 |
| 7. Lisa Bokovoy    | 1988 | 502 |
| 8. Leah Edmond     | 2018 | 498 |
| 9. Lori Erpenbeck  | 1984 | 493 |
| 10. Leah Edmond    | 2019 | 491 |

| Attack Attempts    |      |       |
|--------------------|------|-------|
| 1. Marsha Bond     | 1983 | 1,666 |
| 2. Molly Dreisbach | 1994 | 1,623 |
| 3. Sarah Mendoza   | 2009 | 1,434 |
| 4. Mara Eglitis    | 1994 | 1,302 |
| 5. Gina Heustis    | 1996 | 1,279 |
| 6. Karolyn Kirby   | 1983 | 1,270 |
| 7. Leah Edmond     | 2017 | 1,239 |
| 8. Krista Robinson | 1992 | 1,233 |
| 9. LaTanya Webb    | 1997 | 1,210 |
| 10. Kim Thompson   | 1988 | 1,191 |

| Attack Percentage<br>(Min. 500 attempts) |      |      |
|--|------|------|
| 1. Azhani Tealer                         | 2021 | .433 |
| 2. Emily Franklin                        | 2017 | .416 |
| 3. Kaz Brown                             | 2017 | .408 |
| 4. Lisa Bokovoy                          | 1987 | .389 |
| 5. Eunice Thomas                         | 1991 | .384 |
| 6. Marsha Bond                           | 1983 | .380 |
| 7. Queen Nzenwa                          | 2007 | .371 |
| 8. Kaz Brown                             | 2016 | .362 |
| 9. Lisa Bokovoy                          | 1988 | .358 |
| 10. Amy Kaplan                           | 2005 | .352 |

| Assists            |      |       |
|--------------------|------|-------|
| 1. Jane Belanger   | 1991 | 1,664 |
| 2. Jane Belanger   | 1993 | 1,590 |
| 3. Leigh Marcum    | 2003 | 1,561 |
| 4. Jane Belanger   | 1992 | 1,541 |
| 5. Sarah Rumely    | 2007 | 1,516 |
| 6. Laura Linder    | 1990 | 1,513 |
| 7. Sarah Rumely    | 2006 | 1,488 |
| 8. Sarah Rumely    | 2009 | 1,484 |
| 9. Laura Linder    | 1988 | 1,477 |
| 10. Madison Lilley | 2017 | 1,445 |

| Service Aces        |      |    |
|---------------------|------|----|
| 1. Lori Erpenbeck   | 1984 | 70 |
| 2. Krista Robinson  | 1991 | 67 |
| 3. Karolyn Kirby    | 1983 | 64 |
| 4. Kim Martinsen    | 1984 | 59 |
| 5. Irene Smyth      | 1985 | 56 |
| Lori Erpenbeck      | 1983 | 56 |
| 7. Sarah Rumely     | 2006 | 54 |
| 8. Machelie Elliott | 1984 | 47 |
| Irene Smyth         | 1986 | 47 |
| Krista Robinson     | 1992 | 47 |

| Block Solos       |      |     |
|-------------------|------|-----|
| 1. Marsha Bond    | 1983 | 148 |
| 2. Karolyn Kirby  | 1983 | 111 |
| 3. Lisa Bokovoy   | 1985 | 80  |
| 4. Lori Erpenbeck | 1983 | 74  |
| 5. Lisa Bokovoy   | 1988 | 47  |
| 6. Jill Ackerman  | 1985 | 46  |
| 7. Lisa Bokovoy   | 1987 | 44  |
| 8. Lisa Bokovoy   | 1986 | 41  |
| 9. Jill Ackerman  | 1986 | 34  |
| Tanya Diamond     | 1983 | 34  |

| Block Assists         |      |     |
|-----------------------|------|-----|
| 1. Queen Nzenwa       | 2007 | 174 |
| 2. Kaz Brown          | 2015 | 160 |
| 3. Queen Nzenwa       | 2006 | 137 |
| 4. Kaz Brown          | 2016 | 136 |
| 5. Mara Eglitis       | 1994 | 132 |
| 6. Jill Ackerman      | 1986 | 131 |
| 7. Nicole Britenriker | 2007 | 130 |
| Lauren Rapp           | 2007 | 130 |
| 9. Lisa Bokovoy       | 1988 | 129 |
| Jenny Muzzey          | 1996 | 129 |
| Mara Eglitis          | 1993 | 129 |

| Digs                |      |     |
|---------------------|------|-----|
| 1. Stephanie Klefot | 2011 | 608 |
| 2. BriAnne Sauer    | 2009 | 580 |
| 3. Ashley Dusek     | 2015 | 566 |
| 4. Jenni Casper     | 2006 | 563 |
| 5. Jackie Napper    | 2014 | 537 |
| 6. Tanya Diamond    | 1983 | 525 |
| 7. Jenni Casper     | 2005 | 523 |
| 8. Stephanie Klefot | 2010 | 517 |
| 9. Gabby Curry      | 2019 | 511 |
| 10. Ashley Dusek    | 2016 | 507 |

# KENTUCKY®

## VOLLEYBALL

### ALL-TIME LEADERS 25-POINT RALLY SCORING ERA

#### SINGLE SEASON

| Sets Played         |     |      |
|---------------------|-----|------|
| 1. Whitney Billings | 126 | 2011 |
| Ashley Frazier      | 126 | 2011 |
| Gretchen Giesler    | 126 | 2009 |
| Stephanie Klefot    | 126 | 2011 |
| Sarah Mendoza       | 126 | 2009 |
| Jackie Napper       | 126 | 2011 |
| Becky Pavan         | 126 | 2009 |
| BriAnne Sauer       | 126 | 2009 |
| 9. Jessi Greenberg  | 125 | 2011 |
| Lauren Rapp         | 125 | 2009 |
| Sarah Rumely        | 125 | 2009 |

| Kills               |     |      |
|---------------------|-----|------|
| 1. Leah Edmond      | 539 | 2017 |
| 2. Sarah Mendoza    | 519 | 2009 |
| 3. Leah Edmond      | 498 | 2018 |
| 4. Leah Edmond      | 491 | 2019 |
| 5. Leah Edmond      | 450 | 2016 |
| 6. Whitney Billings | 406 | 2013 |
| Ashley Frazier      | 406 | 2011 |
| 8. Sarah Mendoza    | 385 | 2008 |
| 9. Alli Stumler     | 382 | 2021 |
| 10. Lauren O'Conner | 379 | 2014 |

| Attack Attempts    |      |      |
|--------------------|------|------|
| 1. Sarah Mendoza   | 1434 | 2009 |
| 2. Leah Edmond     | 1239 | 2017 |
| 3. Alli Stumler    | 1186 | 2019 |
| 4. Leah Edmond     | 1176 | 2018 |
| 5. Sarah Mendoza   | 1120 | 2008 |
| 6. Leah Edmond     | 1108 | 2016 |
| 7. Leah Edmond     | 1132 | 2019 |
| 8. Alli Stumler    | 1095 | 2021 |
| 9. Darian Mack     | 1022 | 2015 |
| 10. Anni Thomasson | 1010 | 2014 |

| Attack Percentage<br>(Min. 500 Attempts) |      |         |
|--|------|---------|
| 1. Azhani Tealer                         | .430 | 2021    |
| 2. Emily Franklin                        | .416 | 2017    |
| 3. Kaz Brown                             | .408 | 2017    |
| 4. Kaz Brown                             | .362 | 2016    |
| 5. Avery Skinner                         | .350 | 2020-21 |
| 6. Alexandra Morgan                      | .347 | 2012    |
| 7. Alli Stumler                          | .345 | 2020-21 |
| 8. Queen Nzenwa                          | .343 | 2008    |
| 9. Lauren Rapp                           | .336 | 2009    |
| 10. Gretchen Giesler                     | .330 | 2009    |

| Assists               |      |      |  |
|-----------------------|------|------|--|
| 1. Sarah Rumely       | 1484 | 2009 |  |
| 2. Madison Lilley     | 1445 | 2017 |  |
| 3. Morgan Bergren     | 1291 | 2014 |  |
| 4. Christine Hartmann | 1273 | 2011 |  |
| 5. Madison Lilley     | 1258 | 2019 |  |
| 6. Madison Lilley     | 1232 | 2018 |  |
| 7. Emma Grome         | 1218 | 2021 |  |
| 8. Morgan Bergren     | 1215 | 2013 |  |
| Sarah Rumely          | 1215 | 2008 |  |
| 10. Olivia Dailey     | 1202 | 2016 |  |
| Christine Hartmann    | 1202 | 2012 |  |

| Aces                |    |         |  |
|---------------------|----|---------|--|
| 1. Sarah Rumely     | 46 | 2008    |  |
| 2. Ashley Frazier   | 41 | 2011    |  |
| 3. Leah Edmond      | 40 | 2017    |  |
| 4. Whitney Billings | 35 | 2012    |  |
| 5. Lauren Rapp      | 34 | 2008    |  |
| Emma Grome          | 34 | 2022    |  |
| Molly Tuozzo        | 34 | 2023    |  |
| Lauren O'Conner     | 34 | 2014    |  |
| Alli Stumler        | 34 | 2019    |  |
| 7. Madison Lilley   | 33 | 2018    |  |
| 8. Alli Stumler     | 31 | 2018    |  |
| Eleanor Beavin      | 31 | 2022    |  |
| 9. Stephanie Klefot | 30 | 2011    |  |
| Anni Thomasson      | 30 | 2015    |  |
| Anni Thomasson      | 30 | 2014    |  |
| Madison Lilley      | 30 | 2019    |  |
| Madison Lilley      | 30 | 2020-21 |  |

| Block Solos         |    |      |  |
|---------------------|----|------|--|
| 1. Gretchen Giesler | 22 | 2009 |  |
| 2. Kaz Brown        | 21 | 2017 |  |
| 3. Kaz Brown        | 20 | 2015 |  |
| 4. Ashley Frazier   | 19 | 2012 |  |
| Lauren Rapp         | 19 | 2010 |  |
| 6. Ashley Frazier   | 17 | 2011 |  |
| Alexandra Morgan    | 17 | 2013 |  |
| Lauren O'Conner     | 17 | 2012 |  |
| 9. Whitney Billings | 16 | 2010 |  |
| Becky Pavan         | 16 | 2010 |  |
| Becky Pavan         | 16 | 2008 |  |

| Block Assists       |     |      |  |
|---------------------|-----|------|--|
| 1. Kaz Brown        | 160 | 2015 |  |
| 2. Kaz Brown        | 136 | 2016 |  |
| 3. Leah Meyer       | 128 | 2019 |  |
| 4. Kaz Brown        | 125 | 2017 |  |
| Alexandra Morgan    | 125 | 2012 |  |
| 6. Becky Pavan      | 124 | 2008 |  |
| 7. Queen Nzenwa     | 120 | 2008 |  |
| 9. Gretchen Giesler | 118 | 2009 |  |
| Alexandra Morgan    | 118 | 2013 |  |
| 11. Becky Pavan     | 113 | 2011 |  |

| Total Blocks        |     |      |  |
|---------------------|-----|------|--|
| 1. Kaz Brown        | 180 | 2015 |  |
| 2. Kaz Brown        | 151 | 2016 |  |
| 3. Kaz Brown        | 146 | 2017 |  |
| 4. Gretchen Giesler | 140 | 2009 |  |
| Becky Pavan         | 140 | 2008 |  |
| 6. Leah Meyer       | 139 | 2019 |  |
| 7. Alexandra Morgan | 135 | 2013 |  |
| 8. Alexandra Morgan | 132 | 2012 |  |
| Queen Nzenwa        | 132 | 2008 |  |
| 10. Lauren Rapp     | 125 | 2010 |  |

| Digs                |     |      |  |
|---------------------|-----|------|--|
| 1. Stephanie Klefot | 608 | 2011 |  |
| 2. BriAnne Sauer    | 580 | 2009 |  |
| 3. Ashley Dusek     | 566 | 2015 |  |
| 4. Jackie Napper    | 537 | 2014 |  |
| 5. Stephanie Klefot | 517 | 2010 |  |
| 6. Gabby Curry      | 511 | 2019 |  |
| 7. Ashley Dusek     | 507 | 2016 |  |
| 8. BriAnne Sauer    | 497 | 2008 |  |
| 9. Stephanie Klefot | 481 | 2012 |  |
| 10. Gabby Curry     | 475 | 2018 |  |

| Points              |       |      |  |
|---------------------|-------|------|--|
| 1. Leah Edmond      | 614.5 | 2017 |  |
| 2. Sarah Mendoza    | 581   | 2009 |  |
| 3. Leah Edmond      | 546   | 2018 |  |
| 4. Leah Edmond      | 541.5 | 2019 |  |
| 5. Leah Edmond      | 503   | 2016 |  |
| 6. Ashley Frazier   | 487   | 2011 |  |
| 7. Whitney Billings | 477.5 | 2013 |  |
| 8. Whitney Billings | 452   | 2012 |  |
| 9. Lauren O'Conner  | 448.5 | 2014 |  |
| 10. Sarah Mendoza   | 443   | 2008 |  |

BOLD - Active Player

# KENTUCKY®

## VOLLEYBALL

### ALL-TIME LEADERS 25-POINT RALLY SCORING ERA

#### CAREER RECORDS

##### Sets Played

|                     |     |         |
|---------------------|-----|---------|
| 1. Stephanie Klefot | 489 | 2009-12 |
| 2. Jackie Napper    | 478 | 2011-14 |
| 3. Whitney Billings | 476 | 2010-13 |
| 4. Becky Pavan      | 465 | 2008-11 |
| 5. Lauren O'Conner  | 462 | 2011-14 |
| 6. Leah Edmond      | 445 | 2016-19 |
| 7. Kaz Brown        | 427 | 2014-17 |
| 8. Ashley Dusek     | 424 | 2014-17 |
| 9. Anni Thomasson   | 423 | 2013-16 |
| 10. McKenzie Watson | 410 | 2015-18 |
| 10. Alli Stumler    | 410 | 2018-21 |

##### Kills

|                     |       |         |
|---------------------|-------|---------|
| 1. Leah Edmond      | 1,978 | 2016-19 |
| 2. Whitney Billings | 1,393 | 2010-13 |
| 3. Alli Stumler     | 1,386 | 2018-21 |
| 4. Lauren O'Conner  | 1,204 | 2011-14 |
| 5. Kaz Brown        | 1,015 | 2014-17 |
| 6. Becky Pavan      | 988   | 2008-11 |
| 7. Lauren Rapp      | 984   | 2008-10 |
| 8. Anni Thomasson   | 908   | 2013-16 |
| 9. Sarah Mendoza    | 904   | 2008-09 |
| 10. Darian Mack     | 802   | 2014-17 |

##### Attack Attempts

|                     |      |         |
|---------------------|------|---------|
| 1. Leah Edmond      | 4655 | 2016-19 |
| 2. Alli Stumler     | 3907 | 2018-21 |
| 3. Whitney Billings | 3504 | 2010-13 |
| 4. Lauren O'Conner  | 3276 | 2011-14 |
| 5. Anni Thomasson   | 2862 | 2013-16 |
| 6. Sarah Mendoza    | 2554 | 2008-09 |
| 7. Lauren Rapp      | 2353 | 2008-10 |
| 8. Becky Pavan      | 2314 | 2008-11 |
| 9. Darian Mack      | 2134 | 2014-17 |
| 10. Kaz Brown       | 2088 | 2014-17 |

##### Attack Percentage

##### (Min. 500 Attempts)

|                       |      |         |
|-----------------------|------|---------|
| 1. Kaz Brown          | .357 | 2014-17 |
| 2. Alexandra Morgan   | .355 | 2010-13 |
| 3. Queen Nzenwa       | .343 | 2008    |
| 4. Emily Franklin     | .341 | 2014-17 |
| 5. Morgan Bergren     | .336 | 2012-15 |
| 6. Christine Hartmann | .321 | 2009-12 |
| 7. Lauren Rapp        | .309 | 2008-10 |
| 8. Brooke Morgan      | .303 | 2015-18 |
| 9. Leah Edmond        | .292 | 2016-19 |
| 10. Sara Schwarzwald  | .289 | 2012-15 |

##### Assists

|                         |      |            |
|-------------------------|------|------------|
| 1. Madison Lilley       | 4962 | 2017-21    |
| 2. Emma Grome           | 4797 | 2021-Pres. |
| 2. Morgan Bergren       | 3814 | 2012-15    |
| 4. Christine Hartmann   | 3497 | 2009-12    |
| 5. Sarah Rumely         | 2669 | 2008-09    |
| 6. Olivia Dailey        | 1236 | 2015-17    |
| 7. Gabby Curry          | 370  | 2017-21    |
| 8. Elizabeth Koberstein | 352  | 2010-11    |
| 9. Jackie Napper        | 285  | 2011-13    |
| 10. Ashley Dusek        | 264  | 2014-17    |

##### Aces

|                     |     |            |
|---------------------|-----|------------|
| 1. Madison Lilley   | 117 | 2017-20    |
| 2. Alli Stumler     | 111 | 2018-21    |
| 3. Eleanor Beavin   | 112 | 2021-Pres. |
| 4. Anni Thomasson   | 103 | 2013-16    |
| 5. Whitney Billings | 98  | 2010-13    |
| 6. Leah Edmond      | 95  | 2016-19    |
| 7. Stephanie Klefot | 94  | 2009-12    |
| 8. Lauren O'Conner  | 91  | 2011-14    |
| 9. Gabby Curry      | 87  | 2017-21    |
| 10. Emma Grome      | 86  | 2021-Pres. |

##### Block Solos

|                     |    |         |
|---------------------|----|---------|
| 1. Kaz Brown        | 66 | 2014-17 |
| 2. Becky Pavan      | 55 | 2008-11 |
| 3. Lauren O'Conner  | 41 | 2011-14 |
| Lauren Rapp         | 41 | 2008-10 |
| 5. Whitney Billings | 40 | 2010-13 |
| 6. Gretchen Giesler | 37 | 2008-11 |
| 7. Ashley Frazier   | 36 | 2011-12 |
| 8. Emily Franklin   | 35 | 2014-17 |
| Leah Edmond         | 35 | 2016-19 |
| Christine Hartmann  | 33 | 2009-12 |
| 11. Morgan Bergren  | 26 | 2012-15 |
| Alexandra Morgan    | 26 | 2010-13 |

##### Block Assists

|                      |     |         |
|----------------------|-----|---------|
| 1. Kaz Brown         | 509 | 2014-17 |
| 2. Becky Pavan       | 403 | 2008-11 |
| 3. Emily Franklin    | 357 | 2014-17 |
| 4. Lauren Rapp       | 293 | 2008-10 |
| 5. Whitney Billings  | 281 | 2010-13 |
| 6. Alexandra Morgan  | 277 | 2010-13 |
| 7. Brooke Morgan     | 273 | 2015-18 |
| 8. Sara Schwarzwald  | 266 | 2012-15 |
| 9. Morgan Bergren    | 255 | 2012-15 |
| 10. Gretchen Giesler | 233 | 2008-11 |

##### Total Blocks

|                      |     |         |
|----------------------|-----|---------|
| 1. Kaz Brown         | 575 | 2014-17 |
| 2. Becky Pavan       | 458 | 2008-11 |
| 3. Emily Franklin    | 392 | 2014-17 |
| 4. Lauren Rapp       | 334 | 2008-10 |
| 5. Whitney Billings  | 321 | 2010-13 |
| 6. Alexandra Morgan  | 303 | 2010-13 |
| 7. Brooke Morgan     | 288 | 2015-18 |
| 8. Sara Schwarzwald  | 287 | 2012-15 |
| 9. Morgan Bergren    | 281 | 2012-15 |
| 10. Gretchen Giesler | 270 | 2008-11 |

##### Digs

|                     |      |            |
|---------------------|------|------------|
| 1. Stephanie Klefot | 1924 | 2009-12    |
| 2. Ashley Dusek     | 1574 | 2014-17    |
| 3. Gabby Curry      | 1564 | 2017-21    |
| 4. Jackie Napper    | 1516 | 2011-14    |
| 5. Eleanor Beavin   | 1430 | 2021-Pres. |
| 6. Whitney Billings | 1242 | 2010-13    |
| 7. BriAnne Sauer    | 1077 | 2008-09    |
| 8. Anni Thomasson   | 1066 | 2013-16    |
| 9. Madison Lilley   | 979  | 2017-21    |
| 10. Alli Stumler    | 954  | 2018-22    |

##### Points

|                     |        |         |
|---------------------|--------|---------|
| 1. Leah Edmond      | 2205.0 | 2016-19 |
| 2. Whitney Billings | 1671.5 | 2010-13 |
| 3. Alli Stumler     | 1587.0 | 2018-21 |
| 4. Lauren O'Conner  | 1439.5 | 2011-14 |
| 5. Kaz Brown        | 1335.5 | 2014-17 |
| 6. Becky Pavan      | 1295.5 | 2008-11 |
| 7. Lauren Rapp      | 1239.5 | 2008-10 |
| 8. Anni Thomasson   | 1080.0 | 2013-16 |
| 9. Sarah Mendoza    | 1024.0 | 2008-09 |
| 10. Emily Franklin  | 981.5  | 2014-17 |

# KENTUCKY®

## VOLLEYBALL

### ALL-TIME LEADERS 25-POINT RALLY SCORING ERA

#### CAREER MATCHES

##### Players with 10+ Kills in a match

|                            |           |                   |
|----------------------------|-----------|-------------------|
| 1. Leah Edmond             | 114       | 2016-19           |
| 2. Alli Stumler            | 87        | 2018-21           |
| 3. Whitney Billings        | 74        | 2010-13           |
| 4. Lauren O'Conner         | 58        | 2011-14           |
| 5. Sarah Mendoza           | 56        | 2008-09           |
| 6. Lauren Rapp             | 55        | 2008-10           |
| 7. Avery Skinner           | 48        | 2017-20           |
| 8. Anni Thomasson          | 46        | 2013-16           |
| 9. Reagan Rutherford       | 45        | 2020-23           |
| <b>10. Brooklyn DeLeye</b> | <b>43</b> | <b>2023-Pres.</b> |
| 11. Ashley Frazier         | 42        | 2011-12           |
| Azhani Tealer              | 42        | 2019-23           |
| 12. Kaz Brown              | 40        | 2014-17           |
| 14. Becky Pavan            | 38        | 2008-11           |
| 15. Darian Mack            | 35        | 2014-17           |
| Madi Skinner               | 35        | 2020-21           |
| 17. Blaire Hiler           | 27        | 2008-10           |
| 18. Brooke Morgan          | 23        | 2015-18           |
| 19. Shelby Workman         | 21        | 2012-14           |
| 20. Ann Armes              | 20        | 2008-11           |
| Elise Goetzinger           | 20        | 2020-23           |
| <b>Erin Lamb</b>           | <b>20</b> | <b>2021-Pres.</b> |
| 23. Alexandra Morgan       | 18        | 2010-13           |
| 24. Emily Franklin         | 16        | 2014-17           |
| Gretchen Giesler           | 16        | 2008-11           |
| Adanna Rollins             | 16        | 2022              |
| <b>27. Megan Wilson</b>    | <b>11</b> | <b>2023-Pres.</b> |
| 28. Queen Nzenwa           | 9         | 2008              |
| 29. Sara Schwarzwalder     | 8         | 2012-15           |
| 30. Caityln Cooper         | 7         | 2018-Pres.        |
| Leah Meyer                 | 7         | 2019              |
| <b>32. Brooke Bultema</b>  | <b>6</b>  | <b>2024-Pres.</b> |
| 33. Sharay Barnes          | 3         | 2014-16           |
| Kendyl Paris               | 3         | 2017-20           |
| <b>Asia Thigpen</b>        | <b>3</b>  | <b>2024-Pres.</b> |
| 36. Morgan Bergren         | 2         | 2012-15           |
| Bella Bell                 | 2         | 2019-Pres.        |
| <b>Haley Melby</b>         | <b>2</b>  | <b>2022-Pres.</b> |
| 39. Anna Nyberg            | 1         | 2015-18           |
| Kayla Tronick              | 1         | 2012-14           |

##### Players with 15+ Kills in a match

|                           |           |                   |
|---------------------------|-----------|-------------------|
| 1. Leah Edmond            | 69        | 2016-18           |
| 2. Alli Stumler           | 30        | 2018-21           |
| <b>3. Brooklyn DeLeye</b> | <b>27</b> | <b>2023-Pres.</b> |
| 4. Whitney Billings       | 26        | 2010-13           |
| 5. Sarah Mendoza          | 24        | 2008-09           |
| 6. Ashley Frazier         | 18        | 2011-12           |
| 7. Lauren O'Conner        | 16        | 2011-14           |
| Avery Skinner             | 16        | 2017-20           |
| 9. Lauren Rapp            | 15        | 2008-10           |
| Reagan Rutherford         | 14        | 2020-23           |
| 11. Madi Skinner          | 13        | 2020-21           |
| 12. Darian Mack           | 10        | 2014-17           |
| 13. Anni Thomasson        | 9         | 2013-16           |

|                     |          |                   |
|---------------------|----------|-------------------|
| 14. Adanna Rollins  | 8        | 2022              |
| 15. Becky Pavan     | 7        | 2008-11           |
| Azhani Tealer       | 7        | 2019-23           |
| 17. Shelby Workman  | 6        | 2012-14           |
| 18. Kaz Brown       | 5        | 2014-17           |
| 19. Blaire Hiler    | 4        | 2008-10           |
| <b>Erin Lamb</b>    | <b>4</b> | <b>2021-Pres.</b> |
| 21. Ann Armes       | 2        | 2008-11           |
| <b>Megan Wilson</b> | <b>2</b> | <b>2023-Pres.</b> |
| Gretchen Giesler    | 2        | 2008-11           |
| Alexandra Morgan    | 2        | 2010-13           |
| Brooke Morgan       | 2        | 2015-18           |
| 26. Sharay Barnes   | 1        | 2014-16           |
| Queen Nzenwa        | 1        | 2008              |
| Leah Meyer          | 1        | 2019              |
| Elise Goetzinger    | 1        | 2020-23           |

##### Players with 20+ Kills in a match

|                           |           |                   |
|---------------------------|-----------|-------------------|
| 1. Leah Edmond            | 29        | 2016-19           |
| <b>2. Brooklyn DeLeye</b> | <b>11</b> | <b>2023-Pres.</b> |
| Sarah Mendoza             | 7         | 2008-09           |
| 4. Alli Stumler           | 5         | 2018-21           |
| 5. Whitney Billings       | 4         | 2010-13           |
| 6. Ashley Frazier         | 3         | 2011-12           |
| 7. Lauren O'Conner        | 2         | 2011-14           |
| Lauren Rapp               | 2         | 2008-10           |
| Avery Skinner             | 2         | 2017-20           |
| Madi Skinner              | 2         | 2020-21           |
| <b>11. Kaz Brown</b>      | <b>1</b>  | <b>2014-17</b>    |
| Darian Mack               | 1         | 2014-17           |
| Anni Thomasson            | 1         | 2013-16           |
| Shelby Workman            | 1         | 2012-14           |
| Reagan Rutherford         | 1         | 2020-23           |
| Adanna Rollins            | 1         | 2022              |

##### Players with 25+ Kills in a match

|                           |          |                   |
|---------------------------|----------|-------------------|
| 1. Leah Edmond            | 7        | 2016-19           |
| <b>2. Brooklyn DeLeye</b> | <b>5</b> | <b>2023-Pres.</b> |
| 3. Whitney Billings       | 2        | 2010-13           |
| Alli Stumler              | 2        | 2018-21           |
| 4. Sarah Mendoza          | 1        | 2008-09           |
| Anni Thomasson            | 1        | 2013-16           |
| Adanna Rollins            | 1        | 2022              |
| Reagan Rutherford         | 1        | 2020-23           |

##### Players with 30+ Kills in a match

|                        |          |                   |
|------------------------|----------|-------------------|
| 1. Anni Thomasson      | 1        | 2013-16           |
| Leah Edmond            | 1        | 2016-19           |
| <b>Brooklyn DeLeye</b> | <b>1</b> | <b>2023-Pres.</b> |

##### Players with 10+ Digs in a match

|                          |           |                   |
|--------------------------|-----------|-------------------|
| 1. Stephanie Klefot      | 98        | 2009-12           |
| 2. Gabby Curry           | 65        | 2017-20           |
| 3. Ashley Dusek          | 82        | 2014-17           |
| <b>4. Eleanor Beavin</b> | <b>80</b> | <b>2021-Pres.</b> |
| 5. Jackie Napper         | 73        | 2011-14           |
| 6. Whitney Billings      | 61        | 2010-13           |

|                            |           |                   |
|----------------------------|-----------|-------------------|
| 7. BriAnne Sauer           | 58        | 2008-09           |
| 8. Anni Thomasson          | 51        | 2013-16           |
| 9. Madison Lilley          | 41        | 2017-19           |
| 10. Alli Stumler           | 38        | 2018-21           |
| 11. Leah Edmond            | 33        | 2016-19           |
| 12. Sarah Mendoza          | 29        | 2008-09           |
| <b>13. Molly Tuozzo</b>    | <b>28</b> | <b>2023-Pres.</b> |
| <b>14. Emma Grome</b>      | <b>25</b> | <b>2021-Pres.</b> |
| 15. Christine Hartmann     | 22        | 2009-12           |
| 16. McKenzie Watson        | 19        | 2015-17           |
| 17. Sarah Rumely           | 18        | 2008-09           |
| 18. Lauren Tharp           | 17        | 2018-21           |
| Morgan Bergren             | 14        | 2012-15           |
| 20. Lauren Rapp            | 13        | 2008-11           |
| <b>21. Brooklyn DeLeye</b> | <b>11</b> | <b>2023-Pres.</b> |
| 22. Riah Walker            | 10        | 2020-23           |
| Jessi Greenberg            | 10        | 2010-13           |
| Laura Stokowski            | 10        | 2008-09           |
| 25. Darian Mack            | 8         | 2014-17           |
| Adanna Rollins             | 8         | 2022              |
| Audrey Whitworth           | 8         | 2022-23           |
| 28. Shelby Workman         | 7         | 2012-14           |
| Reagan Rutherford          | 7         | 2020-Pres         |
| Olivia Dailey              | 6         | 2015-17           |
| 31. Madi Skinner           | 5         | 2020-21           |
| 32. Ann Armes              | 4         | 2008-11           |
| Kelsey Wolf                | 4         | 2013-14           |
| Reagan Rutherford          | 4         | 2020-23           |
| <b>35. Asia Thigpen</b>    | <b>3</b>  | <b>2024-Pres.</b> |
| 36. Avery Skinner          | 2         | 2017-20           |
| Blair Hiler                | 2         | 2008-10           |
| Merideth Jewell            | 2         | 2017-18           |
| 37. Elizabeth Koberstein   | 1         | 2010-11           |
| Lauren O'Conner            | 1         | 2010-14           |
| Maddie Berezowitz          | 1         | 2019              |

##### Players with 15+ Digs in a match

|                          |           |                   |
|--------------------------|-----------|-------------------|
| 1. Stephanie Klefot      | 67        | 2009-12           |
| 2. Ashley Dusek          | 53        | 2014-17           |
| 3. Jackie Napper         | 40        | 2011-14           |
| 3. Gabby Curry           | 46        | 2017-20           |
| 5. BriAnne Sauer         | 37        | 2008-09           |
| <b>6. Eleanor Beavin</b> | <b>37</b> | <b>2021-Pres.</b> |
| 7. Whitney Billings      | 19        | 2010-13           |
| <b>8. Molly Tuozzo</b>   | <b>15</b> | <b>2023-Pres.</b> |
| 9. Anni Thomasson        | 11        | 2013-16           |
| 10. Sarah Mendoza        | 9         | 2008-09           |
| 11. Madison Lilley       | 8         | 2017-20           |
| Alli Stumler             | 8         | 2018-21           |
| <b>13. Emma Grome</b>    | <b>6</b>  | <b>2020-Pres.</b> |
| 14. Sarah Rumely         | 4         | 2008-09           |
| 15. Christine Hartmann   | 3         | 2009-12           |
| Reagan Rutherford        | 3         | 2020-23           |
| 17. Leah Edmond          | 2         | 2016-19           |
| Lauren Rapp              | 2         | 2008-11           |
| Laura Stokowski          | 2         | 2008-09           |
| McKenzie Watson          | 2         | 2015-18           |

# KENTUCKY®

## VOLLEYBALL

### ALL-TIME LEADERS 25-POINT RALLY SCORING ERA

|                        |          |                   |
|------------------------|----------|-------------------|
| 21. Olivia Dailey      | 1        | 2015-17           |
| Darian Mack            | 1        | 2014-17           |
| Lauren Tharp           | 1        | 2018-21           |
| Riah Walker            | 1        | 2020-23           |
| Adanna Rollins         | 1        | 2022              |
| Madi Skinner           | 1        | 2020-21           |
| Audrey Whitworth       | 1        | 2022-23           |
| <b>Brooklyn DeLeye</b> | <b>1</b> | <b>2023-Pres.</b> |
| <b>Asia Thigpen</b>    | <b>1</b> | <b>2024-Pres.</b> |

#### Players with 20+ Digs in a match

|                          |          |                   |
|--------------------------|----------|-------------------|
| 1. Stephanie Klefot      | 28       | 2009-12           |
| 2. Ashley Dusek          | 22       | 2014-17           |
| 3. BriAnne Sauer         | 21       | 2008-09           |
| 4. Gabby Curry           | 18       | 2017-20           |
| 5. Jackie Napper         | 17       | 2011-14           |
| <b>6. Eleanor Beavin</b> | <b>8</b> | <b>2021-Pres.</b> |
| <b>7. Molly Tuozzo</b>   | <b>3</b> | <b>2023-Pres.</b> |
| 8. Sarah Mendoza         | 2        | 2008-09           |
| Anni Thomasson           | 2        | 2013-16           |
| <b>Emma Grome</b>        | <b>2</b> | <b>2021-Pres.</b> |
| 11. Alli Stumler         | 1        | 2018-21           |
| Whitney Billings         | 1        | 2010-13           |
| Sarah Rumely             | 1        | 2008-09           |
| McKenzie Watson          | 1        | 2015-18           |

#### Players with 25+ Digs in a match

|                          |          |                   |
|--------------------------|----------|-------------------|
| 1. Ashley Dusek          | 11       | 2014-17           |
| 2. Stephanie Klefot      | 9        | 2009-12           |
| 3. BriAnne Sauer         | 5        | 2008-09           |
| Gabby Curry              | 5        | 2017-20           |
| 5. Jackie Napper         | 3        | 2011-14           |
| <b>6. Eleanor Beavin</b> | <b>2</b> | <b>2021-Pres.</b> |

#### Players with 30+ Digs in a match

|                       |          |                   |
|-----------------------|----------|-------------------|
| 1. Ashley Dusek       | 5        | 2014-17           |
| 2. BriAnne Sauer      | 1        | 2008-09           |
| Gabby Curry           | 1        | 2017-20           |
| <b>Eleanor Beavin</b> | <b>1</b> | <b>2021-Pres.</b> |

#### Players with 35+ Digs in a match

|                 |   |         |
|-----------------|---|---------|
| 1. Ashley Dusek | 1 | 2014-17 |
|-----------------|---|---------|

#### Players with 40+ Digs in a match

|                 |   |         |
|-----------------|---|---------|
| 1. Ashley Dusek | 1 | 2014-17 |
|-----------------|---|---------|

#### Players with 40+ Assists in a match

|                         |           |                   |
|-------------------------|-----------|-------------------|
| 1. <b>Emma Grome</b>    | <b>64</b> | <b>2021-Pres.</b> |
| 2. Madison Lilley       | 56        | 2017-20           |
| 3. Morgan Bergren       | 42        | 2012-15           |
| 4. Christine Hartmann   | 38        | 2009-12           |
| 5. Sarah Rumely         | 34        | 2008-09           |
| 6. Olivia Dailey        | 15        | 2015-17           |
| 7. Elizabeth Koberstein | 4         | 2010-11           |
| 8. Harper Hempel        | 1         | 2015-17           |
| Cameron Scheitzach      | 1         | 2018-21           |

#### Players with 50+ Assists in a match

|                         |           |                   |
|-------------------------|-----------|-------------------|
| 1. <b>Emma Grome</b>    | <b>28</b> | <b>2021-Pres.</b> |
| 2. Madison Lilley       | 22        | 2017-20           |
| 3. Christine Hartmann   | 14        | 2009-12           |
| 4. Sarah Rumely         | 14        | 2008-09           |
| 5. Morgan Bergren       | 13        | 2012-15           |
| 6. Olivia Dailey        | 5         | 2015-17           |
| 7. Elizabeth Koberstein | 2         | 2010-11           |
| Cameron Scheitzach      | 1         | 2018-Pres.        |

#### Players with 60+ Assists in a match

|                      |          |                   |
|----------------------|----------|-------------------|
| 1. Madison Lilley    | 5        | 2017-20           |
| 2. Sarah Rumely      | 2        | 2008-09           |
| <b>Emma Grome</b>    | <b>2</b> | <b>2021-Pres.</b> |
| 4. Morgan Bergren    | 1        | 2012-15           |
| Olivia Dailey        | 1        | 2015-17           |
| Elizabeth Koberstein | 1        | 2010-11           |

#### Players with 65+ Assists in a match

|                      |   |         |
|----------------------|---|---------|
| 1. Madison Lilley    | 2 | 2017-20 |
| 2. Morgan Bergren    | 1 | 2012-15 |
| Elizabeth Koberstein | 1 | 2010-11 |

#### Players with 70+ Assists in a match

|                         |   |         |
|-------------------------|---|---------|
| 1. Elizabeth Koberstein | 1 | 2010-11 |
|-------------------------|---|---------|

#### Players with 5+ Blocks in a match

|                        |          |                   |
|------------------------|----------|-------------------|
| 1. Kaz Brown           | 56       | 2014-17           |
| 2. Becky Pavan         | 40       | 2008-11           |
| 3. Emily Franklin      | 36       | 2014-17           |
| 4. Azhani Tealer       | 35       | 2019-23           |
| 5. Alexandra Morgan    | 31       | 2010-13           |
| 6. Lauren Rapp         | 25       | 2008-10           |
| 7. Gretchen Giesler    | 23       | 2008-11           |
| 8. Morgan Bergren      | 20       | 2012-15           |
| 9. Sara Schwarzwald    | 19       | 2012-15           |
| 10. Brooke Morgan      | 16       | 2015-11           |
| 11. Elise Goetzinger   | 15       | 2020-23           |
| 12. Whitney Billings   | 14       | 2010-13           |
| 13. Queen Nzenwa       | 13       | 2008              |
| Bella Bell             | 13       | 2019-22           |
| Reagan Rutherford      | 13       | 2020-23           |
| Leah Meyer             | 12       | 2019              |
| 17. Sarah Rumely       | 11       | 2008-09           |
| 18. Christine Hartmann | 10       | 2009-12           |
| 19. Madison Lilley     | 8        | 2017-20           |
| 20. Ann Armes          | 7        | 2008-11           |
| 21. Leah Edmond        | 6        | 2016-19           |
| <b>Brooke Bultema</b>  | <b>6</b> | <b>2024-Pres.</b> |
| Darian Mack            | 6        | 2014-17           |
| Kendyl Paris           | 6        | 2017-20           |
| <b>Emma Grome</b>      | <b>6</b> | <b>2021-Pres.</b> |
| Caityln Cooper         | 6        | 2018-19           |
| 27. Lauren O'Conner    | 5        | 2011-14           |

|                          |          |                   |
|--------------------------|----------|-------------------|
| 28. Olivia Dailey        | 4        | 2015-17           |
| Jordyn Williams          | 4        | 2021-23           |
| 30. Ashley Frazier       | 3        | 2011-12           |
| Madi Skinner             | 3        | 2020-21           |
| <b>Jordyn Dailey</b>     | <b>3</b> | <b>2024-Pres.</b> |
| 33. Adanna Rollins       | 2        | 2022              |
| Blaire Hiler             | 2        | 2008-10           |
| Alli Stumler             | 2        | 2018-21           |
| Avery Skinner            | 2        | 2017-20           |
| <b>Megan Wilson</b>      | <b>2</b> | <b>2023-Pres.</b> |
| 38. Elizabeth Koberstein | 1        | 2010-11           |
| Kayla Tronick            | 1        | 2011-14           |
| <b>Erin Lamb</b>         | <b>1</b> | <b>2021-Pres.</b> |

#### Players with 8+ Blocks in a match

|                        |    |           |
|------------------------|----|-----------|
| 1. Kaz Brown           | 21 | 2014-17   |
| 2. Azhani Tealer       | 9  | 2019-23   |
| 3. Sara Schwarzwald    | 8  | 2012-15   |
| 4. Emily Franklin      | 7  | 2014-18   |
| Becky Pavan            | 7  | 2008-11   |
| 6. Alexandra Morgan    | 6  | 2010-13   |
| 7. Bella Bell          | 5  | 2019-2022 |
| Gretchen Giesler       | 3  | 2008-11   |
| Queen Nzenwa           | 3  | 2008      |
| Lauren Rapp            | 3  | 2008-10   |
| 11. Elise Goetzinger   | 2  | 2020-23   |
| Whitney Billings       | 2  | 2010-13   |
| Leah Meyer             | 2  | 2019      |
| 14. Christine Hartmann | 1  | 2009-12   |
| Brooke Morgan          | 1  | 2015-18   |
| Kendyl Paris           | 1  | 2017-20   |
| Reagan Rutherford      | 1  | 2020-23   |

#### Players with 10+ Blocks in a match

|                     |   |           |
|---------------------|---|-----------|
| 1. Kaz Brown        | 5 | 2014-17   |
| 2. Azhani Tealer    | 2 | 2019-23   |
| Emily Franklin      | 2 | 2014-17   |
| Alexandra Morgan    | 2 | 2010-13   |
| Bella Bell          | 2 | 2019-2022 |
| 6. Gretchen Giesler | 1 | 2008-11   |
| Kendyl Paris        | 1 | 2017-20   |
| Becky Pavan         | 1 | 2008-11   |
| Lauren Rapp         | 1 | 2008-10   |
| Sara Schwarzwald    | 1 | 2012-15   |

#### Players with a Double-Double

|                       |           |                   |
|-----------------------|-----------|-------------------|
| 1. Whitney Billings   | 43        | 2010-13           |
| 2. Madison Lilley     | 38        | 2017-20           |
| 3. Leah Edmond        | 31        | 2016-19           |
| 4. Sarah Mendoza      | 28        | 2008-09           |
| Alli Stumler          | 28        | 2018-21           |
| 6. Anni Thomasson     | 26        | 2013-16           |
| <b>Emma Grome</b>     | <b>26</b> | <b>2021-Pres.</b> |
| 8. Christine Hartmann | 22        | 2009-12           |
| 9. Sarah Rumely       | 18        | 2008-09           |
| 10. Morgan Bergren    | 15        | 2012-15           |
| 11. Lauren Rapp       | 11        | 2008-10           |

# KENTUCKY<sup>®</sup>

## VOLLEYBALL

# RECORDS

### TEAM RECORDS

| <u>Season</u>  |                                   |
|--|-----------------------------------|
| <b>Most Victories:</b> . . . . .                                   | .44 (1983)                        |
| <b>Most Victories (Regular Season):</b> . . . . .                  | .39 (1983)                        |
| <b>Fewest Victories:</b> . . . . .                                 | .6 (2000)                         |
| <b>Most Losses:</b> . . . . .                                      | .23 (1985)                        |
| <b>Fewest Losses:</b> . . . . .                                    | .1 (2020-21)                      |
| <b>Highest Winning Percentage:</b> . . . . .                       | .960 (24-1, 2020-21)              |
| <b>Lowest Winning Percentage:</b> . . . . .                        | .222 (6-21, 2000)                 |
| <b>Most Consecutive Victories:</b> 24 (Sept. 29-Dec. 11, 1988)     |                                   |
| <b>Most Consecutive Start of Season Victories:</b> . . . . .       | .17                               |
| . . . . . (Sept. 1 - Oct. 10, 1993)                                |                                   |
| <b>Most Consecutive Conference Victories:</b> . . . . .            | .25                               |
| . . . . . (Nov. 5, 2017 - Oct. 11, 2019)                           |                                   |
| <b>Most Consecutive Conference Losses:</b> . . . . .               | .11                               |
| . . . . . (Sept. 29-Nov. 10, 2000)                                 |                                   |
| <b>Most Consecutive Losses:</b> . . . . .                          | .12 (9/29-11/10/2000)             |
| . . . . . (1980, 1983, 1987, 1988, 2018)                           |                                   |
| <b>Most Home Victories:</b> . . . . .                              | .25 (1983)                        |
| <b>Most Home Victories (Regular Season):</b> . . . . .             | .22 (1983)                        |
| <b>Most Consecutive Home Victories:</b> . . . . .                  | .23                               |
| . . . . . (10/25/86-10/8/1988)                                     |                                   |
| <b>Most Consecutive Home Losses:</b> . . . . .                     | .4                                |
| . . . . . (9/15/78-9/28/1978), (8/31/96-9/14/1996),                |                                   |
| . . . . . (10/9/02-10/25/2002)                                     |                                   |
| <b>Highest Home Winning Percentage:</b> 1.000 (15-0, 1987;         |                                   |
| 2018, 2020-21)   |                                   |
| <b>Highest Home Winning Percentage (Regular Season):</b> . . . . . | 1.000 (14-0, 1987; 10-0, 2020-21) |
| <b>Most Road Victories:</b> . . . . .                              | .25 (1979)                        |
| <b>Most Consecutive Road Victories:</b> . . . . .                  | .19                               |
| . . . . . (9/13/83-12/10/1983)                                     |                                   |
| <b>Highest Road Winning Percentage:</b> . . . . .                  | .950 (1983)                       |
| <b>Most Consecutive Road Losses:</b> 9 (9/29/00-11/10/2000)        |                                   |
| <b>Lowest Road Winning Percentage:</b> . . .000 (0-11, 2000)       |                                   |
| <b>Most Kills:</b> . . . . .                                       | 2,875 (1983)                      |
| <b>Most Attack Attempts:</b> . . . . .                             | 6,558 (1983)                      |
| <b>Highest Attack Percentage:</b> . . . . .                        | .36-                              |
| . . . . . (2020-21, 1,271 K, 311 E, 2,667 TA)                      |                                   |
| <b>Most Assists:</b> . . . . .                                     | 2,435 (1983)                      |

|                                      |              |
|--------------------------------------|--------------|
| <b>Most Service Aces:</b> . . . . .  | .390 (1983)  |
| <b>Most Block Solos:</b> . . . . .   | .393 (1983)  |
| <b>Most Block Assists:</b> . . . . . | .620 (2007)  |
| <b>Most Digs:</b> . . . . .          | 2,713 (1983) |

### Match

|   |                                |
|---|--------------------------------|
| <b>Most Kills:</b> . . . . .                                  | 107 vs. Duke, 10/9/1992        |
| <b>Most Attack Attempts:</b> . . . . .                        | 271 vs. Duke, 11/26/1994       |
| <b>Highest Attack Percentage:</b> . . . . .                   | .552                           |
| . . . . . (36 K, 4 E, 58 TA) vs. Mississippi State, 11/3/1986 |                                |
| <b>Most Assists:</b> . . . . .                                | .91 vs. Duke, 10/9/1992        |
| <b>Most Service Aces:</b> . . . . .                           | .21 vs. Ball State, 10/26/1984 |
| <b>Most Block Solos:</b> . . . . .                            | .25 vs. Hawaii, 12/11/1983     |
| <b>Most Block Assists:</b> . . . . .                          | .39 vs. Georgia, 11/9/1990     |
| <b>Most Digs:</b> . . . . .                                   | 149, vs. Notre Dame, 10/9/1987 |

### INDIVIDUAL RECORDS

### Match

|   |   |
|---|---|
| <b>Most Kills:</b> . . . . .  | .36   |
| . . . . . Molly Dreisbach (vs. Mississippi State, 10/14/1994          |   |
| & vs. LSU, 11/18/1994), Marsha Bond (vs. Texas,                       |   |
| 12/10/1983), LaTanya Webb (vs. Louisville, 9/17/1997)                 |   |
| and Sarah Spinner (vs. American, 11/27/2004)                          |   |
| <b>Most Attack Attempts:</b> . . . . .                                | .80, Molly Dreisbach                              |
| . . . . . (vs. Texas, 11/7/1994)                                      |   |
| <b>Highest Attack Percentage (min. 10 attack attempts):</b> . . . . . | 1.000 . . . . . (10 K, 0 E, 10 AA) Morgan Bergren |
| . . . . . (vs. Arkansas, 11/29/2014)                                  |   |
| <b>Most Assists:</b> . . . . .  | .82   |
| . . . . . Jane Belanger (vs. Duke, 10/9/1992) and                     |   |
| . . . . . Laura Linder (vs. Eastern Michigan, 9/15/1989)              |   |
| <b>Most Service Aces:</b> . . . . .                                   | .7  |
| . . . . . Jill Ackerman (vs. Florida State, 10/18/1985),              |   |
| . . . . . Machel Elliott (vs. Eastern Kentucky, 9/18/1984),           |   |
| . . . . . Lori Erpinbeck (vs. Louisville, 9/14/1984)                  |   |
| <b>Most Digs:</b> . . . . .   | 40, Ashley Dusek (at Auburn, 10/16/2015)          |
| <b>Most Block Assists:</b> . . . . .                                  | .12   |
| . . . . . Gina Heustis (vs. Arkansas, 11/11/1994), Jenny Muzzey       |   |
| (vs. Georgia, 10/13/1995), Jaclyn Homan (vs. Tennessee,               |   |
| 11/14/1997) and Queen Nzenwa (vs. Auburn 10/26 and                    |   |
| at Arkansas, 11/18/2007)  |   |
| <b>Most Block Solos:</b> . . . . .                                    | .12   |

Lisa Bokovoy (vs. North Carolina, 9/27/1985)

### OPPONENT MATCH RECORDS

### Team

|  |                                  |
|--|----------------------------------|
| <b>Most Kills:</b> . . . . .                         | .96, LSU (10/4/1992)             |
| <b>Most Attack Attempts:</b> . . . . .               | .262, Florida (10/30/1987)       |
| <b>Highest Attack Percentage:</b> . . . . .          | .500                             |
| . . . . . (60 K, 10 E, 100 AA) Minnesota (9/17/1995) |                                  |
| <b>Most Assists:</b> . . . . .                       | .87, Nebraska (9/22/1989)        |
| <b>Most Service Aces:</b> . . . . .                  | .20, Pittsburgh (10/17/1986)     |
| <b>Most Block Solos:</b> . . . . .                   | .19, Texas-Arlington (10/5/1985) |
| <b>Most Block Assists:</b> . . . . .                 | .36, Tennessee (10/11/2006)      |
| <b>Most Digs:</b> . . . . .                          | 144, Duke (11/26/1994)           |

### Individual

|   |  |
|---|--|
| <b>Most Kills:</b> . . . . .                                  | .53, Priscilla Pacheco, Georgia (11/13/1994) |
| <b>Most Attack Attempts:</b> . . . . .                        | .102   |
| . . . . . Priscilla Pacheco, Georgia (11/13/1994)             |  |
| <b>Highest Attack Percentage:</b> . . . . .                   | .778   |
| . . . . . (35 K, 0 E, 45 AA) Alexandra Oquendo, Georgia       |  |
| (10/8/2004)   |  |
| <b>Most Assists:</b> . . . . .                                | .84  |
| . . . . . Cindy Cox, Colorado (9/26/1987),                    |  |
| . . . . . Kristy Johnson, Georgia (10/13/1995)                |  |
| <b>Most Service Aces:</b> . . . . .                           | .7   |
| . . . . . Wendy Stammer, LSU (11/7/1986); Jill Kerckhoff,     |  |
| Georgia (9/7/1991) and Mary Catherine Aune, Alabama           |  |
| (9/16/2007)   |  |
| <b>Most Block Solos:</b> . . . . .                            | .9   |
| . . . . . Denise Lambert, Texas-Arlington (10/5/1985)         |  |
| <b>Most Block Assists:</b> 14 Erica Hibben, Texas (9/27/1992) |  |
| <b>Most Digs:</b> . . . . .                                   | .36  |
| . . . . . Christy Peters, Notre Dame (9/5/1992)               |  |

# KENTUCKY<sup>®</sup>

## VOLLEYBALL

### SINGLE MATCH TEAM RECORDS

#### THREE-SET

---

|               |   |
|---------------|---|
| Kills         | 62, vs. Alabama, Nov. 11, 2018                          |
| Attempts      | 146, vs. Texas A&M, Nov. 22, 2013                       |
| Percentage    | .548, two times, last vs. Loyola Chicago, Sept. 9, 2017 |
| Assists       | 53, three times, last vs. Dayton, Aug. 31, 2018         |
| Aces          | 13, vs. Texas A&M, Nov. 13, 2021                        |
| Digs          | 62, two times, last vs. Butler, Aug. 30, 2014           |
| Solo Blocks   | 8, vs. Georgia, Oct. 29, 2010                           |
| Block Assists | 27, vs Saint Louis, Sep. 10 2016                        |
| Total Blocks  | 19, at Mississippi State, Nov. 15, 2013                 |

#### FOUR-SET

---

|                           |                                    |
|---------------------------|------------------------------------|
| Kills                     | 81, at Marquette, Sept. 10, 2017   |
| Most Attempts             | 184, vs. Florida, Nov. 22, 2009    |
| Highest Attack Percentage | .451, at Marquette, Sept. 10, 2017 |
| Most Assists              | 75, at Marquette, Sept. 10, 2017   |
| Most Service Aces         | 11, vs. Missouri, Sept. 30, 2018   |
| Most Digs                 | 83, vs. Oklahoma, Sept. 7, 2012    |
| Most Block Solos          | 8, at Georgia, Oct. 21, 2011       |
| Most Block Assists        | 30, at Ole Miss, Nov. 13, 2016     |
| Most Total Blocks         | 20.5, at Georgia, Oct. 21, 2011    |

#### FIVE-SET

---

|                           |   |
|---------------------------|---|
| Kills                     | 79, vs. LSU, Nov. 10, 2013                    |
| Most Attempts             | 200, at Ole Miss, Nov. 7, 2008                |
| Highest Attack Percentage | .338, at Georgia, Oct. 28, 2012               |
| Most Assists              | 76, vs. Tulsa, Aug. 27, 2011                  |
| Most Service Aces         | 10, at Florida, Oct. 10, 2008                 |
| Most Digs                 | 99, vs. Dayton, Dec. 1, 2011                  |
| Most Block Solos          | 7, vs. Auburn, Nov. 27, 2015                  |
| Most Block Assists        | 32, at Missouri, Oct. 23, 2016                |
| Most Total Blocks         | 19, two times, last vs. Auburn, Nov. 27, 2015 |



# KENTUCKY®

## VOLLEYBALL

### MISCELLANEOUS RECORDS

#### SINGLE-SEASON SCHOOL RECORDS BY CLASS

##### Senior School Records

|                                    |                               |
|------------------------------------|-------------------------------|
| <b>Sets Played</b> . . . . .       | Machelle Elliott - 138 (1985) |
| <b>Kills</b> . . . . .             | Marsha Bond - 874 (1983)      |
| <b>Attack Attempts</b> . . . . .   | Marsha Bond - 1,666 (1983)    |
| <b>Attack Percentage</b> . . . . . | Emily Franklin - .416 (2017)  |
| <b>Assists</b> . . . . .           | Jane Belanger - 1,590 (1993)  |
| <b>Service Aces</b> . . . . .      | Lori Erpenbeck - 70 (1984)    |
| <b>Block Solos</b> . . . . .       | Marsha Bond - 148 (1983)      |
| <b>Block Assists</b> . . . . .     | Jill Ackerman - 131 (1986)    |
| <b>Digs</b> . . . . .              | BriAnne Sauer - 580 (2009)    |

##### Junior School Records

|                                    |                               |
|------------------------------------|-------------------------------|
| <b>Sets Played</b> . . . . .       | Irene Smith - 140 (1985)      |
| <b>Kills</b> . . . . .             | Molly Dreisbach - 653 (1994)  |
| <b>Attack Attempts</b> . . . . .   | Molly Driesbach -1,623 (1994) |
| <b>Attack Percentage</b> . . . . . | Lisa Bokovoy - .389 (1987)    |
| <b>Assists</b> . . . . .           | Jane Belanger - 1,541 (1992)  |
| <b>Service Aces</b> . . . . .      | Irene Smyth - 56 (1985)       |
| <b>Block Solos</b> . . . . .       | Lori Erpenbeck - 74 (1983)    |
| <b>Block Assists</b> . . . . .     | Queen Nzenwa - 174 (2007)     |
| <b>Digs</b> . . . . .              | Stephanie Klefot - 608 (2011) |

##### Sophomore School Records

|                                    |                              |
|------------------------------------|------------------------------|
| <b>Sets Played</b> . . . . .       | Jane Belanger - 133 (1991)   |
| <b>Kills</b> . . . . .             | Leah Edmond - 539 (2017)     |
| <b>Attack Attempts</b> . . . . .   | Leah Edmond 1,239 (2017)     |
| <b>Attack Percentage</b> . . . . . | Madison Lilley - .460 (2018) |
| <b>Assists</b> . . . . .           | Jane Belanger - 1,664 (1991) |
| <b>Service Aces</b> . . . . .      | Krista Robinson - 47 (1992)  |
| <b>Block Solos</b> . . . . .       | Lisa Bokovoy - 41 (1986)     |
| <b>Block Assists</b> . . . . .     | Kaz Brown - 160 (2015)       |
| <b>Digs</b> . . . . .              | Ashley Dusek - 566 (2015)    |

##### Freshman School Records

|                                |                             |
|--------------------------------|-----------------------------|
| <b>Sets Played</b> . . . . .   | Lisa Bokovoy - 137 (1985)   |
| <b>Assists</b> . . . . .       | Sarah Rumely - 1,488 (2006) |
| <b>Service Aces</b> . . . . .  | Krista Robinson - 67 (1991) |
| <b>Block Solos</b> . . . . .   | Lisa Bokovoy - 80 (1985)    |
| <b>Block Assists</b> . . . . . | Lauren Rapp - 130 (2007)    |
| <b>Digs</b> . . . . .          | Jenni Casper - 473 (2003)   |

#### KENTUCKY'S ALL-TIME RECORD BY MONTH

| Year          | Aug.         | Sept.            | Oct.           | Nov.           | Dec.         | Total              |
|---------------|--------------|------------------|----------------|----------------|--------------|--------------------|
| 1977          | 0-0          | 9-6              | 10-6           | 0-2            | 0-0          | 19-14              |
| 1978          | 0-0          | 7-10             | 11-5           | 13-2           | 0-5          | 32-22^             |
| 1979          | 0-0          | 7-2-1            | 21-7           | 8-4            | 0-4          | 35-18-1^           |
| 1980          | 0-0          | 9-1              | 18-3           | 11-1           | 1-3          | 39-8               |
| 1981          | 0-0          | 9-4              | 8-2            | 3-6            | 0-0          | 20-12              |
| 1982          | 0-0          | 4-4              | 11-8           | 6-2            | 0-0          | 21-14              |
| 1983          | 1-0          | 18-2             | 19-2           | 4-2            | 2-1          | 44-7               |
| 1984          | 0-0          | 8-3              | 9-1            | 4-4            | 0-0          | 21-8               |
| 1985          | 0-0          | 3-8              | 6-6            | 5-9            | 0-0          | 14-23              |
| 1986          | 0-0          | 9-3              | 6-6            | 7-3            | 0-0          | 22-12              |
| 1987          | 0-0          | 8-1              | 11-0           | 12-1           | 0-0          | 31-2               |
| 1988          | 0-0          | 12-1             | 7-4            | 6-4            | 1-1          | 26-7               |
| 1989          | 0-0          | 10-4             | 9-3            | 5-4            | 0-0          | 24-11              |
| 1990          | 0-0          | 11-4             | 4-5            | 7-2            | 0-1          | 22-12              |
| 1991          | 1-1          | 6-4              | 6-3            | 5-5            | 6-0          | 24-13              |
| 1992          | 0-0          | 10-3             | 7-3            | 7-2            | 1-1          | 25-9               |
| 1993          | 0-0          | 13-0             | 10-2           | 6-1            | 0-1          | 29-4               |
| 1994          | 0-0          | 5-9              | 5-5            | 3-7            | 0-0          | 13-21              |
| 1995          | 0-0          | 4-8              | 4-4            | 2-6            | 0-0          | 10-18              |
| 1996          | 1-2          | 4-8              | 5-4            | 2-6            | 0-0          | 12-20              |
| 1997          | 3-0          | 7-5              | 2-5            | 2-7            | 0-0          | 14-17              |
| 1998          | 0-0          | 10-5             | 5-3            | 1-6            | 0-0          | 16-14              |
| 1999          | 0-0          | 7-6              | 5-5            | 4-4            | 0-0          | 16-15              |
| 2000          | 0-0          | 4-8              | 0-9            | 2-3            | 0-0          | 6-21               |
| 2001          | 1-0          | 5-5              | 6-4            | 1-6            | 0-0          | 13-15              |
| 2002          | 1-2          | 6-4              | 2-6            | 4-6            | 0-0          | 13-18              |
| 2003          | 2-1          | 6-5              | 4-5            | 2-7            | 0-0          | 14-18              |
| 2004          | 0-0          | 9-4              | 3-7            | 0-7            | 0-0          | 12-18              |
| 2005          | 0-0          | 9-4              | 6-2            | 2-4            | 0-1          | 17-12              |
| 2006          | 1-0          | 8-4              | 5-4            | 5-3            | 0-1          | 19-12              |
| 2007          | 4-1          | 10-2             | 5-3            | 3-4            | 0-0          | 22-10              |
| 2008          | 2-1          | 11-1             | 8-1            | 5-2            | 0-1          | 26-6               |
| 2009          | 3-0          | 10-1             | 8-1            | 6-2            | 2-1          | 29-5               |
| 2010          | 0-2          | 8-5              | 5-4            | 4-2            | 0-1          | 17-14              |
| 2011          | 2-2          | 11-1             | 8-1            | 5-1            | 2-1          | 28-6               |
| 2012          | 4-1          | 5-5              | 6-2            | 6-2            | 1-1          | 22-11              |
| 2013          | 0-2          | 10-1             | 5-2            | 6-3            | 1-1          | 22-9               |
| 2014          | 3-0          | 9-2              | 7-2            | 7-1            | 1-1          | 27-6               |
| 2015          | 3-0          | 6-5              | 6-2            | 6-2            | 0-1          | 21-10              |
| 2016          | 2-1          | 8-3              | 7-1            | 5-2            | 1-1          | 23-8               |
| 2017          | 3-0          | 8-2              | 8-0            | 7-1            | 3-1          | 29-4               |
| 2018          | 2-3          | 7-1              | 8-0            | 8-0            | 1-1          | 26-5               |
| 2019          | 2-1          | 7-3              | 6-1            | 8-1            | 2-1          | 25-7               |
| 2020-21       | COVID        | COVID            | 4-0            | COVID          | COVID        | 24-1               |
| 2021          | 3-0          | 6-3              | 7-0            | 8-1            | 1-1          | 25-5               |
| 2022          | 1-1          | 6-4              | 7-1            | 6-1            | 2-1          | 22-8               |
| 2023          | 1-1          | 2-5              | 7-0            | 9-0            | 1-1          | 21-8               |
| 2024          | 2-1          | 5-5              | 5-1            | 6-0            | 0-0          | 17-7               |
| <b>Totals</b> | <b>48-23</b> | <b>364-183-1</b> | <b>338-151</b> | <b>244-151</b> | <b>29-32</b> | <b>1,025-538-1</b> |
| Pct.          | .681         | .660             | .696           | .612           | .446         | .660               |

#### 1,000 KILL CLUB (AT KENTUCKY)

|                     |       |            |                     |       |         |
|---------------------|-------|------------|---------------------|-------|---------|
| 1. Leah Edmond      | 1,978 | 2016-19    | 10. Lauren Rapp     | 1,280 | 2007-10 |
| 2. Molly Dreisbach  | 1,737 | 1992-95    | 11. Queen Nzenwa    | 1,261 | 2005-08 |
| 3. Lisa Bokovoy     | 1,657 | 1985-88    | 12. Eunice Thomas   | 1,214 | 1990-93 |
| 4. Sarah Spinner    | 1,565 | 2001-04    | 13. LaTanya Webb    | 1,207 | 1995-98 |
| 5. Whitney Billings | 1,393 | 2010-13    | 14. Lauren O'Conner | 1,204 | 2011-14 |
| 6. Krista Robinson  | 1,389 | 1991-93    | 15. Gina Heustis    | 1,197 | 1993-96 |
| 7. Kristen Batt     | 1,397 | 1999-02    | 16. Mara Eglitis    | 1,135 | 1992-95 |
| 8. Alli Stumler     | 1,386 | 2018-Pres. | 17. Cathy DeBuono   | 1,076 | 1988-91 |
| 9. Katie Eiserman   | 1,358 | 1996-99    | 18. Kaz Brown       | 1,015 | 2014-17 |