



KENTUCKY

MEN'S BASKETBALL

24 25

8 NATIONAL CHAMPIONSHIPS | 49 SEC TITLES | 31 SEC TOURNAMENT CHAMPIONSHIPS | 57 ALL-AMERICANS | 143 NBA DRAFT PICKS

REGULAR-SEASON SCHEDULE

NOVEMBER

4	23/23	-/-	WRIGHT STATE	ESPNU	W, 103-62
9	23/23	-/-	BUCKNELL	SECN+	W, 100-72
12	19/18	6/6	vs. Duke ¹	ESPN	W, 77-72
19	9/11	-/-	LIPSCOMB ²	SECN+	W, 97-68
22	9/11	-/-	JACKSON STATE ³	SECN+	W, 108-59
26	8/8	-/-	WKU ²	ESPNU	6:30 p.m.
29	8/8	-/-	GEORGIA STATE	SECN	7 p.m.

DECEMBER

3	-/-	-/-	at Clemson ⁴	ESPN	9:30 p.m.
7	-/-	-/-	vs. Gonzaga ⁵	ESPN2	10 p.m.
11	-/-	-/-	COLGATE	ESPN2	8 p.m.
14	-/-	-/-	LOUISVILLE	ESPN	5:15 p.m.
21	-/-	-/-	vs. Ohio State ⁶	CBS	5:30 p.m.
31	-/-	-/-	BROWN	ESPNU	2 p.m.

JANUARY

4	-/-	-/-	FLORIDA*	ESPN	11 a.m.
7	-/-	-/-	at Georgia*	SECN	7 p.m.
11	-/-	-/-	at Mississippi State*	SECN	8:30 p.m.
14	-/-	-/-	TEXAS A&M*	ESPN2/U	7 p.m.
18	-/-	-/-	ALABAMA*	ESPN	Noon
25	-/-	-/-	at Vanderbilt*	ESPN/2	2:30 p.m.
28	-/-	-/-	at Tennessee*	ESPN	7 p.m.

FEBRUARY

1	-/-	-/-	ARKANSAS*	ESPN	9 p.m.
4	-/-	-/-	at Ole Miss*	ESPN	7 p.m.
8	-/-	-/-	SOUTH CAROLINA*	ESPN/2	Noon
11	-/-	-/-	TENNESSEE*	ESPN	7 p.m.
15	-/-	-/-	at Texas*	ESPN	8 p.m.
19	-/-	-/-	VANDERBILT*	SECN	7 p.m.
22	-/-	-/-	at Alabama*	ESPN	6 p.m.
26	-/-	-/-	at Oklahoma*	SECN	9 p.m.

MARCH

1	-/-	-/-	AUBURN*	ABC/ESPN	1/4 p.m.
4	-/-	-/-	LSU*	ESPN/2/U	7/9 p.m.
8	-/-	-/-	at Missouri*	ESPN/SECN	Noon

All times Eastern | *SEC conference game | HOME GAMES IN CAPS
¹ Champions Classic (State Farm Arena | Atlanta)
² BBN Invitational (Rupp Arena | Lexington, Ky.)
³ BBN Invitational and Unity Series (Rupp Arena | Lexington, Ky.)
⁴ SEC/ACC Challenge (Littlejohn Coliseum | Clemson, S.C.)
⁵ Battle in Seattle | (Climate Pledge Arena | Seattle)
⁶ CBS Sports Classic (Madison Square Garden | New York)

BROADCAST INFO

TELEVISION

Play-by-play: Roy Philpott
Analyst: Pat Bradley

UK RADIO

Play-by-play: Tom Leach
Analyst: Jack Givens

SATELLITE RADIO

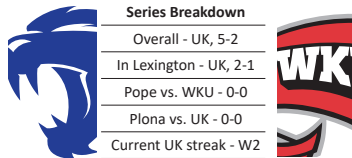
UK Radio on Sirius: - 210 or 191



WKU (3-2) at #8/8 KENTUCKY (5-0)

Tuesday, Nov. 26 • 6:30 p.m. ET • Rupp Arena at Central Bank Center (20,500) • Lexington, Ky.
#GoBigBlue • #WeAreUK • @KentuckyMBB

THE MATCHUP



Series Breakdown	
Overall - UK, 5-2	
In Lexington - UK, 2-1	
Pope vs. WKU - 0-0	
Plona vs. UK - 0-0	
Current UK streak - W2	
Mark Pope	Hank Plona
Overall Record: 192-108	Overall Record: 3-2
Record at Kentucky: 5-0	Record at WKU: 3-2
Overall Seasons: 10th	Overall Seasons D1: 5th
at Kentucky: 1st	at WKU: 1st

TALE OF THE TAPE

UK	STATISTIC	OPP.
97.0	Points Per Game	81.0
45.0	Rebounds PG	41.0
21.8	Assists PG	15.0
6.6	Blocks PG	3.2
8.0	Steals PG	9.6
10.2	Turnovers PG	12.2
.521	FG Pct.	.440
.423	3-Pt FG Pct.	.374
.756	FT Pct.	.699
+2.1	Assist-to-TO Ratio	+1.2

STAT LEADERS

POINTS PER GAME		
UK	Otega Oweh	16.2
WKU	Don McHenry	17.2
REBOUNDS PER GAME		
UK	Amari Williams	10.8
WKU	Babacar Faye	7.8
ASSISTS PER GAME		
UK	Kerr Kriisa	5.2
WKU	Jalen Jackson	3.0
STEALS PER GAME		
UK	Otega Oweh	2.0
WKU	Don McHenry	2.0
BLOCKS PER GAME		
UK	Amari Williams	1.6
WKU	Babacar Faye	1.0
3-POINTERS		
UK	Koby Brea	20
WKU	Julius Thedford	12
FIELD-GOAL PERCENTAGE (min. 25 att.)		
UK	Koby Brea	.683
WKU	Julius Thedford	.487
FREE-THROW PERCENTAGE (min. 10 att.)		
UK	Andrew Carr	.909
WKU	Babacar Faye	.758

NEED TO KNOW

Kentucky improved to 5-0 on the season with its dominating win over Jackson State on Friday. The Wildcats have scored 97 or more points in each of their first four home games for the first time in program history.

Koby Brea, the country's top 3-point shooter a year ago, has picked up right where he left off this season, shooting an astounding 74.1 percent from deep thus far, the top mark in the land. Brea has made 20 triples through five games and is averaging a career-best 16.0 points per game.

The Wildcats have been dialed in from deep to start the season, averaging 12.6 made 3s per game (fourth most in the country) and hitting at least 10 in all five contests thus far. It is the first Kentucky team in program history to make at least 10 3s in each of its first five games, and the longest streak of 10 or more 3s since February of 2016. The Cats are one of three teams nationally to make dou-

ble-digit 3s in every game this season (Tennessee Tech, Sam Houston State).

Kentucky is leading the country in assists per game with an average of 21.8 per outing. Kerr Kriisa tops the squad with an average of 5.2 per game. Big man Brandon Garrison leads the squad with a 4.25 assist-to-turnover ratio and is also logging 3.4 assists per game.

The Wildcats also pace the nation in defensive rebounds per game with an average of 34.60 per game. Amari Williams leads the Cats with 10.8 rebounds per game, including 8.20 on the defensive end. Williams ranks seventh in the country in defensive rebounding and eighth for average boards per game.

UK's game with WKU will mark the conclusion of the BBN Invitational. Both the Wildcats and Hilltoppers have won each of their first two games in the multi-team event.

BY THE NUMBERS

.760	Nation's all-time best winning percentage
21.8	Assists per game, leads the nation
74.1	Koby Brea's 3FG%, best in the nation
5	Straight games with 10+ 3s, most since 2016

PREVIOUS GAME'S STARTERS



	Pos.	Ht.	Yr.	Hometown	PPG	RPG	APG	SPG	BPG	3PG	FG%	3FG%	FT%	
00	Otega Oweh	G	6-4	Jr.	Newark, N.J.	16.2	3.8	1.6	2.0	0.8	1.4	60.4%	46.7%	84.2%
1	Lamont Butler	G	6-2	Gr.	Moreno Valley, Calif.	11.2	2.8	3.2	1.4	0.2	1.0	53.7%	45.5%	63.6%
2	Jaxson Robinson	G	6-6	Gr.	Ada, Okla.	11.4	3.6	1.0	0.8	0.6	2.2	42.6%	34.4%	66.7%
7	Andrew Carr	F	6-11	Gr.	West Chester, Pa.	9.4	4.4	2.4	0.4	0.4	0.6	60.7%	42.9%	90.9%
22	Amari Williams	C	7-0	Gr.	Nottingham, England	9.6	10.8	2.4	0.2	1.6	-	55.9%	-	52.6%
OFF THE BENCH														
4	Koby Brea	G	6-7	Gr.	Washington Heights, N.Y.	16.0	4.4	1.4	0.2	0.4	4.0	68.3%	74.1%	80.0%
5	Collin Chandler	G	6-5	Fr.	Farmington, Utah	3.6	0.8	0.6	1.0	0.2	0.6	46.2%	33.3%	1.000%
9	Trent Noah	F	6-5	Fr.	Harlan, Ky.	0.8	0.5	0.0	0.3	0.3	0.3	25.0%	25.0%	-
10	Brandon Garrison	F	6-10	So.	Oklahoma City	6.8	5.2	3.4	1.2	1.4	0.0	48.4%	00.0%	1.000%
11	Travis Perry	G	6-1	Fr.	Eddyville, Ky.	1.8	0.8	0.3	0.3	0.0	0.3	28.6%	33.3%	1.000%
15	Ansley Almonor	F	6-7	Sr.	Spring Valley, N.Y.	7.8	2.2	0.4	0.0	0.4	1.4	52.0%	38.9%	85.7%
77	Kerr Kriisa	G	6-3	Sr.	Tartu, Estonia	3.0	2.2	5.2	0.4	0.4	1.0	23.8%	26.3%	-




TV/RADIO CHART



00 OTEGA OWEH

Junior Guard
6-4 | 215
Newark, N.J.
Oklahoma
(oh-TEG-uh OH-way)



1 LAMONT BUTLER

Graduate Student Guard
6-2 | 208
Moreno Valley, Calif.
San Diego State




2 JAXSON ROBINSON

Graduate Student Guard
6-6 | 192
Ada, Okla.
BYU




4 KOBY BREA

Graduate Student Guard
6-7 | 215
Washington Heights, N.Y.
Dayton
(BRAY-ah)



5 COLLIN CHANDLER

Freshman Guard
6-5 | 202
Farmington, Utah
Farmington HS



7 ANDREW CARR

Graduate Student Forward
6-11 | 235
West Chester, Pa.
Wake Forest



9 TRENT NOAH

Freshman Forward
6-5 | 220
Harlan, Ky.
Harlan County HS



10 BRANDON GARRISON

Sophomore Forward
6-10 | 250
Oklahoma City
Oklahoma State



11 TRAVIS PERRY

Freshman Guard
6-1 | 188
Eddyville, Ky.
Lyon County HS



13 GRANT DARBYSHIRE

Junior Guard
6-2 | 188
Cincinnati
Sycamore HS



15 ANSLEY ALMONOR

Senior Forward
6-7 | 244
Spring Valley, N.Y.
Fairleigh Dickinson
(ANS-lee ALL-mah-nor)




21 WALKER HORN

Junior Guard
6-3 | 185
Austin, Texas
Westlake HS



22 AMARI WILLIAMS

Graduate Student Center
7-0 | 262
Nottingham, England
Drexel



77 KERR KRIISA

Fifth Year Senior Guard
6-3 | 185
Tartu, Estonia
West Virginia
(KREE-suh)



MARK POPE

Head Coach
First Season



ALVIN BROOKS III

Associate Head Coach
First Season



MARK FOX

Associate Coach
First Season



CODY FUEGER

Assistant Coach
First Season
(FEE-gurr)



JASON HART

Assistant Coach
First Season



MIKHAIL MCLEAN

Assistant Coach
First Season
(MICK-hail MUH-clean)



NICK ROBINSON

Director of Operations
First Season



ROSTER

NUMERICAL

No.	NAME	Pos.	Ht.	Wt.	Cl.	HOMETOWN (PREVIOUS SCHOOL)	INSTAGRAM X
00	Otega Oweh	G	6-4	215	Jr.	Newark, N.J. (Oklahoma)	otegaoweh otegaoweh
1	Lamont Butler	G	6-2	208	Gr.	Moreno Valley, Calif. (San Diego State)	lamont.butler1 lamont_butler1
2	Jaxson Robinson	G	6-6	192	Gr.	Ada, Okla. (BYU)	j4xsonn robinsonjaxx
4	Koby Brea	G	6-7	215	Gr.	Washington Heights, N.Y. (Dayton)	kobybrea kobybrea
5	Collin Chandler	G	6-5	202	Fr.	Farmington, Utah (Farmington HS)	collinxchandler collinchand13r
7	Andrew Carr	F	6-11	235	Gr.	West Chester, Pa. (Wake Forest)	andrewpcarr apc_andrew
9	Trent Noah	F	6-5	220	Fr.	Harlan, Ky. (Harlan County HS)	trentnoah2 trentnoah2_
10	Brandon Garrison	F	6-10	250	So.	Oklahoma City (Oklahoma State)	brando2wavvy brandonGarriso
11	Travis Perry	G	6-1	188	Fr.	Eddyville, Ky. (Lyon County HS)	tjp_11 travis_perry11
13	Grant Darbyshire	G	6-2	188	Jr.	Cincinnati (Sycamore HS)	grant_d_13 grantdarbyshire
15	Ansley Almonor	F	6-7	244	Sr.	Spring Valley, N.Y. (Fairleigh Dickinson)	ansleyalmonor ansleyalmonor
20	Zach Tow	F	6-5	215	Jr.	Madisonville, Ky. (North Hopkins HS)	z_tow12 z_tow12
21	Walker Horn	G	6-3	185	Jr.	Austin, Texas (Westlake HS)	walkerhorn_ walkerhorn_
22	Amari Williams	C	7-0	262	Gr.	Nottingham, England (Drexel)	amariwillixms amxriwillixms
77	Kerr Kriisa	G	6-3	185	Sr.	Tartu, Estonia (West Virginia)	kkriisa kerrkriisa

ALPHABETICAL

No.	NAME	Pos.	Ht.	Wt.	Cl.	HOMETOWN (PREVIOUS SCHOOL)	PRONUNCIATIONS
15	Ansley Almonor	F	6-7	244	Sr.	Spring Valley, N.Y. (Fairleigh Dickinson)	ANS-lee ALL-mah-nor
4	Koby Brea	G	6-7	215	Gr.	Washington Heights, N.Y. (Dayton)	BRAY-uh
1	Lamont Butler	G	6-2	208	Gr.	Moreno Valley, Calif. (San Diego State)	
7	Andrew Carr	F	6-11	235	Gr.	West Chester, Pa. (Wake Forest)	
5	Collin Chandler	G	6-5	202	Fr.	Farmington, Utah (Farmington HS)	
13	Grant Darbyshire	G	6-2	188	Jr.	Cincinnati (Sycamore HS)	
10	Brandon Garrison	F	6-10	250	So.	Oklahoma City (Oklahoma State)	
21	Walker Horn	G	6-3	185	Jr.	Austin, Texas (Westlake HS)	
77	Kerr Kriisa	G	6-3	185	Sr.	Tartu, Estonia (West Virginia)	KREE-suh
9	Trent Noah	F	6-5	220	Fr.	Harlan, Ky. (Harlan County HS)	
00	Otega Oweh	G	6-4	215	Jr.	Newark, N.J. (Oklahoma)	oh-TEG-uh OH-way
11	Travis Perry	G	6-1	188	Fr.	Eddyville, Ky. (Lyon County HS)	
2	Jaxson Robinson	G	6-6	192	Gr.	Ada, Okla. (BYU)	
20	Zach Tow	F	6-5	215	Jr.	Madisonville, Ky. (North Hopkins HS)	rhymes with HOW
22	Amari Williams	C	7-0	262	Gr.	Nottingham, England (Drexel)	

Head Coach:

Mark Pope (Kentucky, 1996)

Associate Head Coach:

Alvin Brooks III (Idaho State, 2002)

Associate Coach:

Mark Fox (Eastern New Mexico, 1991)

Assistant Coaches:

Cody Fueger (Utah, 2006)

FEE-gurr

Jason Hart (Syracuse, 2000)

Mikhail McLean (Houston, 2015)

MICK-hail MUH-clean

Director of Operations:

Nick Robinson (Stanford, 2005)

Strength and Conditioning Coach:

Randy Towner (Utah, 2016)

Head Athletic Trainer:

Brandon Wells (Wisconsin-Stevens Point, 2007)

Graduate Assistants:

Brian Fitzpatrick, Austin Pope, Leander Ridgeway




POLLS, STATS, MEDIA INFO

Weekly Media Schedule

all times ET unless indicated otherwise

26 Tue. vs. WKU Rupp Arena ESPN2 6:30 p.m. Mark Pope and UK Players postgame media availability	27 Wed.	28 Thu. Thanksgiving - No Media	29 Fri. vs. Georgia State Rupp Arena SEC Network 7 p.m. Mark Pope and UK players postgame media availability	30 Sat.	1 Sun.	2 Mon. UK players media availability TBD Historic Memorial Coliseum Media Room Depart for Clemson
---	----------------	---	--	----------------	---------------	--

Communications & PR Staff

 **Deb Moore**
 Senior Associate Director
 Cell - 859.559.5781
 Email - deb.moore@uky.edu

 **Greg Welsh**
 Assistant Director
 Cell - 215.990.0199
 Email - gregory.welsh@uky.edu

Media Information

CREDENTIAL REQUESTS

Requests for single-game credentials are now open and the window to apply will close **three** days prior to game day online at sportssystem.com/Kentucky.

CREDENTIAL CRITERIA

The University of Kentucky's decision to issue credentials to a media outlet for the purposes of covering a UK basketball home or away event is determined by a variety of factors. They include the following:

- Priority is given to outlets based on circulation size/ household reach/unique site visitors
- Additional consideration is based on amount of original content generated, number of full-time employees of the outlet, length of existence of the outlet and the journalist experience of the reporter(s)
- Attendance at Kentucky media sessions, including Olympic sport opportunities and the intention/ability to cover all sports at Kentucky both at home and on the road, also is considered
- Professionalism, which includes is not limited to conduct at games, press conferences, practices, on social media, etc.

Being granted credentials at another institution/event does not equate to meeting the criteria for the University of Kentucky. Being granted credentials for one UK event does not guarantee approval for other UK events. The University of Kentucky has the right to deny or revoke credentials under its own discretion. Credentialing also is dependent on space availability.

INTERVIEW POLICIES-GENERAL

All interviews with University of Kentucky basketball players or staff members must be arranged through the Communications and Public Relations office. Media should never contact a player or coach directly.

The Wildcat Coal Lodge, dormitories, team locker rooms and other team quarters are private team areas. Media members are not permitted in these areas unless accompanied by appropriate university personnel.

PRACTICE/PRESS CONFERENCES

Other than announced exceptions, UK basketball practices are closed to the media.

Player interviews are conducted pregame weekly and will be available to all UK media. UK will accept requests for player interviews, but they must be submitted 24 hours prior to the scheduled availability.

Coach Mark Pope will meet with members of the media at least once a week in the Memorial Coliseum Media Room.

Game-day shoot-arounds are closed to the media.

TELEPHONE PLAYER INTERVIEWS

Telephone interviews are available to the media on a call-back basis. Individual player and coach telephone numbers will not be given to members of the media.

Players are instructed not to conduct interviews when contacted directly by telephone. The Communications and Public Relations office will arrange for telephone interviews at a time most convenient for the student-athlete.

Other special requests are handled on a case-by-case basis.

POSTGAME INTERVIEWS

Following each game, there is a cooling-off period, during which time the players shower and dress. Approximately 10 minutes after the game ends, Coach Pope conducts his postgame press conference while a player speaks to the UK Sports Network.

Following Coach Pope's press conference in the Rupp Arena interview room and the cooling-off period, selected UK players are available in the interview room.

The Polls

Associated Press Top 25 Nov. 25

1. Kansas (52)
2. UConn (6)
3. Gonzaga (2)
4. Auburn (3)
5. Iowa State
6. Houston
7. Tennessee
8. **Kentucky**
9. Alabama
10. Marquette
11. Duke
12. North Carolina
13. Purdue
14. Indiana
15. Wisconsin
16. Cincinnati
17. Baylor
18. Florida
19. Arkansas
20. Texas A&M
21. Creighton
22. Xavier
23. Ole Miss
24. Arizona
25. Mississippi State

Receiving Votes: BYU, Pittsburgh, Texas, Ohio State, Saint Mary's, Illinois, Memphis, Texas Tech, Drake, Nebraska, Michigan State, Georgia, St. John's, Oregon, Penn State, Utah State, Vanderbilt, Nevada, UCLA, Arizona State, Maryland, Providence, Furman, Florida State, Columbia

USA Today Coaches Poll Nov. 25

1. Kansas (25)
2. UConn (2)
3. Auburn (3)
4. Gonzaga (1)
5. Iowa State
6. Tennessee
7. Houston
8. **Kentucky**
9. Alabama
10. Duke
11. Marquette
12. Purdue
13. North Carolina
14. Cincinnati
15. Indiana
16. Florida
17. Wisconsin
18. Baylor
19. Creighton
20. Texas A&M
21. Arkansas
22. Xavier
23. Arizona
24. Ole Miss
25. Pittsburgh

Receiving Votes: BYU, Texas, Mississippi State, Illinois, St. John's, Texas Tech, Ohio State, Saint Mary's, Drake, Memphis, Nebraska, Oregon, Rutgers, Dayton, Michigan State, UCLA, Georgia, Nevada, Utah State, Penn State, Maryland, LSU

SEC Standings (as of Nov. 24)

Team	SEC Record	Overall Record
Florida	0-0	6-0 (1.000)
Tennessee	0-0	6-0 (1.000)
Kentucky	0-0	5-0 (1.000)
Mississippi State	0-0	5-0 (1.000)
Ole Miss	0-0	5-0 (1.000)
Auburn	0-0	4-0 (1.000)
Oklahoma	0-0	4-0 (1.000)
Georgia	0-0	6-1 (.857)
Vanderbilt	0-0	6-1 (.857)
LSU	0-0	5-1 (.833)
Missouri	0-0	5-1 (.833)
Texas	0-0	5-1 (.833)
Alabama	0-0	4-1 (.800)
Arkansas	0-0	4-1 (.800)
Texas A&M	0-0	4-1 (.800)
South Carolina	0-0	3-2 (.600)

UK in the Rankings (as of Nov. 22)

Team Rankings

Category	Stat	SEC [NCAA]
Assist-to-TO Ratio	2.14	2nd [7th]
Assists Per Game	21.8	1st [1st]
Bench Points Per Game	39.2	3rd [13th]
Blocks Per Game	6.6	2nd [11th]
Effective FG Percentage	0.613	2nd [8th]
Fastbreak Points	25.40	1st [2nd]
Field-Goal Percentage	.521	3rd [17th]
FG Percentage Defense	-.374	5th [35th]
Fouls Per Game	14.0	1st [24th]
Free-Throw Attempts	18.0	13th [247th]
Free-Throw Percentage	.756	2nd [64th]
Free Throws Per Game	13.6	13th [203rd]
Rebound Margin	+9.2	4th [47th]
Rebs (Defensive) PG	34.60	1st [1st]
Rebs (Offensive) PG	10.40	13th [226th]
Rebounds Per Game	45.00	1st [9th]
Scoring Defense	66.6	19th [93rd]
Scoring Margin	+30.4	1st [10th]
Scoring Offense	97.0	1st [4th]
Steals Per Game	8.0	9th [129th]
3-Point Attempts/Game	29.8	1st [28th]
3-Point Percentage	.423	1st [14th]
3-Point Defense	-.224	2nd [6th]
3-Pointers Per Game	12.6	1st [4th]
Turnover Margin	+1.0	12th [170th]
TO Forced Per Game	11.2	14th [281st]
Turnovers Per Game	10.2	7th [48th]

Individual Rankings

Category/Player	Stat	SEC [NCAA]
Asst-TO-Ratio/Garrison	4.25	3rd [34th]
Asst-TO-Ratio/Kriisa	3.71	6th [55th]
Asst-TO-Ratio/Butler	2.67	12th [122nd]
Assists Per Game/Kriisa	5.2	3rd [66th]
Assists Per Game/Garrison	3.4	19th [297th]
Assists Per Game/Butler	3.2	21st [346th]
Blocks Per Game/Williams	1.6	10th [103rd]
Blocks Per Game/Garrison	1.4	12th [149th]
Double-Doubles/Williams	2	1st [22nd]
FG Percentage/Brea	.683	2nd [22nd]
FG Percentage/Oweh	.604	8th [66th]
Free-Throw Percentage/Oweh	.842	8th [178th]
Points Per Game/Oweh	16.2	12th [190th]
Points Per Game/Brea	16.0	13th [205th]
Def. Rebs. Per Game/Williams	8.20	2nd [7th]
Off. Rebs. Per Game/Williams	2.60	9th [156th]
Rebounds Per Game/Williams	10.8	3rd [8th]
Steals Per Game/Oweh	2.00	13th [124th]
3-Point Percentage/Brea	.741	1st [1st]
3-Point FG Per Game/Brea	4.00	1st [9th]
3-Point FG Per Game/Robinson	2.20	17th [258th]

Upcoming in the SEC

Nov. 26-28 (all times ET)

Contest	Time	TV Network
Tuesday, Nov. 26		
Texas A&M vs. Oregon	4:30 p.m.	TBS
WKU at Kentucky	6:30 p.m.	ESPN2
Alabama vs. Houston	8 p.m.	TBS
Auburn vs. Dayton/North Carolina	TBD	TBD
Wednesday, Nov. 27		
Auburn vs. TBD	TBD	TBD
South Carolina vs. Michigan/Va. Tech	Noon	FS1
UT Martin at Tennessee	4 p.m.	SEC Network+
Oklahoma vs. Providence	5 p.m.	ESPN2
Texas A&M vs. Creighton	6:30 p.m.	HBO MAX
Lindenwood at Missouri	6:30 p.m.	SEC Network+
Alabama vs. Rutgers	10 p.m.	TBS
Thursday, Nov. 28		
Oklahoma vs. TBD	TBD	TBD
Florida vs. Wake Forest	2:30 p.m.	ESPN
Arkansas vs. Illinois	4 p.m.	CBS
Ole Miss vs. BYU	5:30 p.m.	FS1
Mississippi State vs. UNLV	9:30 p.m.	CBSN



NOTES

Honoring the Cats

Andrew Carr

- SEC Player of the Week (Nov. 18)

Jaxson Robinson

- Preseason All-SEC Third Team (media and coaches)
- Naismith Player of the Year Watch List
- Julius Erving Award Preseason Watch List
- Wooden Award Watch List preseason
- Lute Olson Early-Season Watch List

Amari Williams

- Kareem-Abdul-Jabbar Award Preseason Watch List

Quick Facts

GENERAL INFORMATION

Location: Lexington, Ky.

Enrollment: 36,161

Founded: 1865

Colors: Blue and White

Nickname: Wildcats

Conference: Southeastern Conference

All-Time Record: 2,403-758-1 (76.0%)

Arena: Rupp Arena (20,500)

Rupp Arena Record: 665-85 (88.7%) - 49th season

NCAA Championships: 8 (1948, '49, '51, '58, '78, '96, '98, 2012)

NCAA Runners-Up: 4 (1966, '75, '97, 2014)

NCAA Tournament Record: 130-55 (70.3%)

Last NCAAT Appearance: 2024, First Round

President: Dr. Eli Capilouto (Alabama, 1971)

Athletics Director: Mitch Barnhart (Ottawa, 1981)

MBB Administrators: Marc Hill (Iowa Wesleyan, 1993), Ray Oliver (Kansas, 1985)

Head Coach: Mark Pope (Kentucky, 1996)

Pope Overall Record: 192-108 (64.0%)

Pope UK Record: 5-0 (1.000%)

Athletics Phone Number: 859.257.8000

Starters Returning/Lost: 0/5

Players Returning/Lost: 2/14

Kentucky Blasts Jackson State

Kentucky scored a season-high 108 points to cruise past Jackson State on Friday in Rupp Arena and improved to 5-0 on the season.

Five players scored in double figures, led by Koby Brea, who matched his career high with 22 points. Otega Oweh's 21 points gave the junior his second game with 20 or more points this season, while Jaxson Robinson (14), Lamont Butler (11) and Ansley Almonor (10) also reached double-digit points.

UK was potent from deep against the Tigers, hitting 17 3s, the most for the Wildcats since they had 17 against Stonehill last November.

Kentucky managed a 43-7 advantage in fast break points and a 52-12 edge in bench points.

Some additional notes from the win:

- Kentucky has a 5-0 start for the first time since the 2016-17 team won its first seven
- The 108 points scored for Kentucky were its most since scoring 111 vs. Arkansas on March 2, 2024
- Kentucky's defense ramped up the intensity, generating a season-best 13 steals and swatting a season-high nine shots
- UK's 52 bench points were its most in a contest this year
- Making 17-of-39 3-point shots, this is the first team in UK history to make at least 10 3-pointers in each of its first five games. The 17 makes and 39 attempts from deep were both season highs
- It is the first time UK has made at least 10 3s in five consecutive games since Feb. 6-20, 2016.
- Kentucky is one of four teams nationally to make double-digit 3s in every game this season

Just Call Him "Fuego"

After finishing as the nation's leading 3-point shooter a year ago, Koby Brea has picked up right where he left off in 2024-25. Brea is averaging 16.0 points per contest and shooting an incredible .741 percent from 3-point range.

- Brea has made 20 3s through UK's first five games, the most by a Kentucky player through the first five games of a season since Derrick Miller hit 24 to start the 1989-90 campaign
- Brea is averaging 4.0 made 3s per contest. He is on pace to make 124 3-pointers by the end of the regular season. The UK record for most made 3s made in a single season is 117 by Jodie Meeks in 2009
- Brea's 74.1 percent make rate from beyond the arc ranks first in NCAA Division I as of Nov. 22
- Brea's 4.0 makes per game ranks tops in the SEC and ninth in the country
- Brea has made multiple 3-pointers in every game this season

Balanced Attack

The Wildcats are off to a 5-0 start in large part thanks to their veteran experience. But it has been the balance of attack, both offensively and defensively that has aided UK's start.

- Kentucky has had four different leading scorers through five games (Brea - 2, Oweh - 1, Carr - 1, Robinson - 1)
- Four players are averaging double-figure points through five games, and two others are scoring over 9.0 points per game
- UK has eight players who have generated five or more assists (1.0 per game) or more thus far, led by Kerr Kriisa's 5.2 per game
- Six players have drained five or more 3s, with Koby Brea pacing the team with 20 made 3-pointers thus far
- Kentucky is outrebounding its foes by 9.2 per game. Nine players are averaging 2.0 boards per game or more
- The Cats have induced 40 steals and swatted 33 shots. Eleven players have generated at least one steal, while 11 have at least one blocked shot thus far
- Kentucky has held each of its five opponents below 40% from the field and four of five opponents to less than 20% from distance
- UK is averaging 39.2 bench points per game and is outscoring the opponent by 22.8 bench points per game

Share the Rock

Through five games, Kentucky is averaging 21.8 assists per game and dishing out an assist with a rate of 61.6% on made baskets.

The Wildcats assists per game average ranks tops in the nation as of Nov. 22.

The previous seven teams with an assist rate of at least 62 percent combined for 212 wins and only 35 losses, winning 85.8 percent of their games.

A list of seasons in which the Wildcats had an assist rate of at least 62 percent . . .

- 1995-96 - 65.4%
- 1994-95 - 63.7%
- 1992-93 - 63.5%
- 1993-94 - 63.1%
- 1996-97 - 62.7%
- 1983-84 - 62.4%
- 1991-92 - 62.2%

Know Your Opponent

- WKU dropped its opening two games of the season but has since won three straight to improve to 3-2
- The Hilltoppers have played two common opponents with Kentucky, earning a 66-61 win over Lipscomb and a 79-62 victory against Jackson State
- Western Kentucky made the NCAA Tournament a season ago after winning the Conference USA Tournament. WKU returns three of its top five scorers from last season and 65.2 percent of its scoring overall
- WKU features a veteran-heavy roster with five graduate students, two redshirt-seniors and six seniors
- Hank Plona is in his first season as the head coach for WKU. He was an assistant on last year's coaching staff
- Senior Don McHenry is leading the Hilltoppers in scoring at 17.2 points per game. McHenry also finished as the team's leading scorer last year

The Century "Mark"

Kentucky's offense has ambushed opponents in the early season, particularly in the friendly confines of Rupp Arena. UK is averaging 97.0 points per game, the most in the SEC and the fourth most in the country. The Cats are scoring 102.0 points per game at home and have already eclipsed the century mark in three games this season. It marks the first time UK has scored 100 points in three of its first five games since the 1970-71 season. Kentucky has also scored at least 97 points in each of its first four home games for the first time in program history.

Need for Speed

Mark Pope has preached the desire for an up tempo offense that generates as many possessions per game as possible. Through five games:

- Kentucky is averaging 25.40 fastbreak points per game, the most in the SEC and the second most in the country behind only NC State
- UK's average offensive possession length of 14.4 seconds is the sixth-fastest in the country, according to KenPom, and the quickest in the SEC
- The Wildcats KenPom tempo rating of 76.3 (possessions per 40 minutes) is 10th in the country and second in the SEC

Andrew Carr Named SEC Player of the Week

After leading Kentucky with 17 points in a come-from-behind upset over No. 6 Duke, UK forward Andrew Carr was declared the Southeastern Conference Player of the Week on Nov. 18.

Carr set season highs in both points (17) and rebounds (6), while also adding three assists and a blocked shot as Kentucky erased a nine-point halftime deficit to upend the Blue Devils, 77-72.

The West Chester, Pa. native made a big impact down the stretch for the Wildcats, beginning with an "and one" with 3:57



NOTES

2024-25 Lead-Deficit Comparison

Opponent	Biggest Lead	Biggest Deficit	Biggest Run	Changes	Ties	Led	Trailed	Result
WRIGHT STATE	44	-	14-0	0	1	39:44	0:00	W, 103-62
BUCKNELL	29	2	9-0	2	1	38:09	0:15	W, 100-72
vs. Duke	6	10	7-0	9	7	7:10	27:40	W, 77-72
LIPSCOMB	40	-	9-0	0	1	38:57	0:00	W, 97-68
JACKSON STATE	51	2	12-0	2	1	38:04	0:16	W, 108-59
WKU								
GEORGIA STATE								
at Clemson								
vs. Gonzaga								
COLGATE								
LOUISVILLE								
vs. Ohio State								
BROWN								
FLORIDA*								
at Georgia*								
at Mississippi St.*								
TEXAS A&M*								
ALABAMA*								
at Vanderbilt*								
at Tennessee*								
ARKANSAS*								
at Ole Miss*								
SOUTH CAROLINA*								
TENNESSEE*								
at Texas*								
VANDERBILT*								
at Alabama*								
at Oklahoma*								
AUBURN								
LSU								
at Missouri*								
BIGGEST/MOST	51	10	14-0	9	7	39:44	27:40	
TOTALS						162:04	28:11	

to go which tied the game at 67 and pulled UK even for the first time since there was 8:23 on the clock in the first half. Carr then assisted on an Otega Oweh layup that gave the Cats a 69-67 lead, their first advantage since holding a 24-23 edge. After Duke reclaimed the lead 70-69, Carr converted another traditional 3-point play the old-fashioned way, hitting a layup plus a foul shot to put Kentucky in front 72-70.

Carr's 17 points came on an efficient 5-of-8 performance from the field and included two made 3s on just three attempts.

Early Signing Period Splash

The November signing period has been fruitful for Kentucky as the Wildcats added three prospects from the class of 2025 who are all part of the Naismith High School Preseason Player of the Year watch list.

- **Jasper Johnson (Lexington, Ky.):** Consensus top 20 recruit. | Began career at Woodford County HS before transferring to Link Academy and now Overtime Elite | Combo guard. | Played for Team Thad on the EYBL AAU circuit | Won a gold medal with USA Basketball at the FIBA U18 AmeriCup this past June | Father, Dennis, played football at UK and in the NFL | Uncle, Derrick, played football at Kentucky | Grandfather, Alvis, worked eight years in athletics administration at UK.
- **Acaden Lewis (Washington D.C.):** Four-star point guard from Sidwell Friends School | 2023-24 Gatorade District of Columbia Boys Basketball Player of the Year | Two-time DCSAA Class AA tournament champion with high school team | Played for Team Durant on the Nike grassroots circuit | Participated in the NBPA Top 100 camp
- **Malachi Moreno (Georgetown, Ky.):** One of the top centers in the class and a four-star prospect | Attends Great Crossing High School, helping Warhawks reach the semifinals of the KHSAA Sweet 16 last season | Played for Indiana Elite on the AAU circuit, the same program that was home to current UK freshman, Travis Perry | Participated in Adidas Eurocamp, the NBPA Top 100 camp and the Under Armour Elite 24 Showcase | Brother, Micheal, played at ECU where he became the first player in school history to score at least 1,500 points and grab 900 rebounds

From Robin Hood Country to the Big Blue Nation

Kentucky center Amari Williams, who hails from Nottingham, England, was named to the Naismith Memorial Basketball Hall of Fame's preseason watch list for the 2025 Kareem Abdul-Jabbar. Named after the Naismith Hall of Famer and NBA all-time scoring leader, the award is in its 11th year.

Five games into the season, Williams is averaging 9.6 points and 10.8 rebounds per game. He has led the Cats in rebounding in all five games and has snared 10 or more in three of five outings. Williams ranks eighth in the nation in rebounds per game as of Nov. 22.

Williams charted a pair of double-doubles to open his 2024-25 campaign. He had 12 points and 13 rebounds alongside three assists vs. Wright State, and then followed with 13 points and 14 rebounds vs. Bucknell. He is just the seventh player in program history with double-doubles in each of their first two games as Wildcats.

Williams' double-double in his debut was . . .

- The first for a player in his UK debut since Oscar Tshiebwe and Sahvir Wheeler both accomplished the feat against Duke in 2021
- The 18th in program history by a player making his Kentucky debut in a season opener (stats date back to 1951)

Champions Classic Statement

Kentucky got its first marquee win of the Mark Pope era, upending No. 6 Duke, 77-72, in the Champions Classic in Atlanta.

Trailing 46-37 at the half, Kentucky outscored the Blue Devils, 40-26 in the final 20 minutes to earn its first victory against an AP Top 25 ranked opponent under Pope.

Andrew Carr was the leading scorer for the Wildcats with 17 points, while Otega Oweh had 15 and Amari Williams had 10. Those three players have scored in double figures in all three games this season.

The Wildcats led for just 7:10 in the contest. After leading 24-23 with 8:47 to go in the first half. UK would not lead again until hold-



NOTES

ing a 69-67 edge with 2:40 left in the game. A steal and two free throws from Oweh with 10 seconds to go put UK ahead for good as a Blue Devils' turnover, paired with a made free throw by Lamont Butler and an offensive rebound by Oweh, closed the deal for the Cats.

Some additional notes from the win:

- Kentucky earned its first win in the Champions Classic since 2019, snapping a four-game skid in the event and improving to 6-8 in the showcase all time
- The victory was the first for Kentucky when trailing by at least nine points at the half since March 7, 2020 vs. Florida when the Cats rallied from 10 down at the break to win by one. UK was 0-12 dating back to that game when down by nine or more points at the intermission
- Kentucky is now 3-0 to start the season for the first time since 2016-17
- For Mark Pope, No. 6 Duke marked the second-highest ranked opponent he has beaten during his coaching career. Pope's BYU squad defeated No. 2 Gonzaga on Feb. 22, 2020

No Time to Waste

With a win over No. 6 Duke in just his third game at the helm at Kentucky, Mark Pope became the fastest coach in program history to register a victory over an Associated Press top-10 opponent.

Number of games coached prior to first win against AP top 10 opponent

- Mark Pope (2)*
- Tubby Smith (5)
- John Calipari (7)*
- Joe B. Hall (15)*
- Billy Gillespie (16)
- Rick Pitino (22)
- Adolph Rupp (29)
- Eddie Sutton (44)

*Won in first opportunity coaching against AP top 10 team

A Flying Start to the Pope Era

Kentucky won big in its first regular-season contest under head coach Mark Pope, taking down Wright State, 103-62, to begin the 2024-25 campaign.

Six Wildcats scored in double figures in the contest, led by 21 points from Otega Oweh and 18 from Koby Brea. Kentucky saw six players finish with at least three assists in the victory,

while three had five assists.

UK shot 60 percent from the field and assisted on 30 of 39 made field goals, a 76.9 percent assist rate.

Some nuggets from the Pope opener

- The 41-point margin of victory in Pope's debut is the same as his jersey #41 from his playing days at UK
- 103 points are the most for a Kentucky coach in his debut game. The previous high was 88 points vs. Morehead State in Tubby Smith's first game in 1997
- 103 points are the most in a season opener for the Wildcats since Nov. 11, 2011 when Kentucky scored 108 vs. Marist
- The Cats are 8-0 in a head coach's debut dating back to Adolph Rupp's first game in 1930
- It was the seventh season-opening win in a row for Mark Pope dating back to his final season at Utah Valley
- Kentucky improves to 101-21 in season openers all-time and 106-16 in home openers

Associated Press Poll All-Time Leader

Not only is Kentucky the nation's all-time wins leader and the team with the best all-time winning percentage, it has been ranked in the Associated Press more than any other program.

Kentucky has been ranked in the AP poll during 973 weeks in the poll's 76-year history. North Carolina (960), Duke (896), Kansas (863) and UCLA (738) round out the top five.

The Wildcats were ranked No. 1 for the first time in the second month of the poll in Feb. 1949. UK has played a total of 252 games as the nation's top-ranked team.

The Nov. 18, 2024 jump from No. 19 to No. 9 was the largest single-week rise for Kentucky in program history (10 spots). The previous record was a nine-spot jump accomplished in February of 2001.

S-E-C! S-E-C! S-E-C!

Kentucky is the Southeastern Conference's gold standard. Since the SEC's inception in 1932-33, the Wildcats are the most dominant team in the league, recording a 1,059-308 mark (77.5%) in regular-season conference play. Only Alabama has won more than 800 regular-season SEC games and no other team owns a better winning percentage.

- UK has averaged 11.8 wins and only 3.4 losses per season in 91 seasons in the SEC
- Kentucky has won 49 SEC regular-season titles and 31 SEC Tournament championships
- UK won its 1,000th game in SEC regular-season action vs. Alabama on Jan. 11, 2020. Kansas has won 1,000 conference games when combining its records in the Big 6, Big 7, Big 8 and Big 12, but no other team in the country had won 1,000 or more regular-season league games in one conference alone
- Eight teams made the 2024 NCAA Tournament field, tied for the most among any confer-

UK's Record vs. AP Ranked Opponents and as an AP Ranked Opponent All-Time

Kentucky (RK)	Opponent Rank																									RV	NR	TOTAL
	1	2	3	4	5	6	7	8	9	10	11	12	13	14	15	16	17	18	19	20	21	22	23	24	25			
1	-	3-1	0-2	6-1	4-1	2-2	2-0	3-0	6-1	0-1	1-2	0-1	2-0	2-0	-	3-1	1-0	3-0	2-0	1-0	4-1	1-0	-	-	0-1	6-2	168-18	220-53
2	3-2	-	4-2	0-2	3-2	2-1	3-2	2-2	4-1	1-0	2-1	4-0	2-0	0-1	2-0	3-0	1-0	1-0	2-1	2-1	1-0	1-0	-	-	-	4-0	163-11	210-29
3	0-1	1-3	-	4-0	2-2	1-3	2-1	-	3-1	-	0-1	1-0	-	2-0	-	1-0	-	2-0	0-1	3-2	-	-	-	-	-	1-0	131-20	154-35
4	-	0-2	0-1	-	-	0-1	1-2	0-3	-	1-0	-	-	1-0	2-2	-	0-1	-	-	-	-	-	1-0	0-1	1-0	3-0	2-0	75-18	87-31
5	3-0	2-0	2-0	2-0	1-0	0-1	1-0	0-1	0-2	3-0	2-1	1-0	3-0	-	0-1	2-0	-	-	1-1	1-0	1-0	-	-	1-0	-	2-0	88-9	116-16
6	1-1	1-0	1-0	-	1-1	-	1-0	2-0	-	1-2	-	-	1-0	1-0	-	1-0	1-0	0-1	1-0	1-0	1-0	-	1-0	-	2-0	64-12	82-17	
7	0-1	-	-	1-2	2-0	3-0	-	-	-	-	2-0	-	0-1	1-2	2-1	1-0	-	3-1	2-0	1-0	0-1	-	2-0	-	-	44-17	64-26	
8	0-1	0-3	-	0-1	1-0	-	1-2	-	1-2	1-0	-	2-0	2-2	1-1	2-0	-	1-0	-	-	-	1-0	2-0	-	1-1	1-0	3-3	65-10	85-26
9	-	1-0	-	0-2	1-0	-	1-2	1-0	-	-	-	-	2-0	-	-	1-0	1-0	1-0	1-0	-	1-0	-	1-0	1-0	-	69-13	83-17	
10	1-0	-	0-1	-	2-2	-	1-0	0-1	0-1	-	-	-	0-1	1-1	-	-	1-0	-	0-1	-	0-1	-	-	-	-	3-4	53-7	62-20
11	1-0	-	-	-	1-0	-	1-0	2-1	0-1	-	-	0-1	1-2	-	-	-	0-1	1-1	-	-	-	-	2-0	-	1-0	0-1	36-6	46-14
12	-	0-2	-	-	2-0	-	-	1-0	-	2-0	-	-	-	1-0	-	1-0	1-1	-	-	-	0-1	-	-	0-1	-	2-0	27-6	37-11
13	-	1-0	1-1	-	-	-	-	-	-	0-1	-	-	-	-	1-0	0-1	1-1	-	-	-	-	-	0-1	1-0	-	1-0	23-6	29-11
14	0-1	-	0-1	1-0	-	1-0	-	-	2-0	-	-	-	-	-	-	1-0	-	-	-	-	-	1-0	-	-	-	1-1	16-3	23-6
15	-	-	0-1	1-0	-	0-1	-	-	1-0	-	-	1-0	-	1-0	-	-	-	1-1	-	1-0	-	-	-	-	-	1-0	20-2	27-5
16	-	-	-	0-1	-	0-1	-	-	-	-	1-0	-	-	1-0	-	-	1-0	-	-	-	0-1	-	-	-	-	3-0	22-2	28-5
17	0-1	-	-	-	-	0-1	-	-	-	-	-	-	1-0	-	-	-	-	-	1-0	-	1-0	-	1-1	-	-	0-1	11-5	15-9
18	-	1-0	-	-	-	1-1	1-1	-	-	0-1	-	1-0	-	-	-	-	-	-	-	1-0	-	1-0	0-1	-	-	3-2	21-1	30-7
19	-	-	1-0	1-0	-	1-0	-	-	1-0	-	-	-	-	-	-	1-1	-	-	-	-	-	-	-	-	-	1-1	15-0	21-2
20	0-1	-	-	0-2	1-1	-	0-1	-	-	-	-	0-1	-	-	-	-	-	1-0	-	-	1-0	-	-	-	0-1	-	15-5	18-12
21	-	-	-	-	-	-	-	-	-	-	-	-	-	-	-	-	-	-	-	-	-	-	-	-	-	2-0	2-1	4-1
22	-	-	-	-	-	-	-	1-0	-	-	-	-	2-0	-	1-0	-	-	-	-	-	-	-	-	-	-	2-0	10-2	16-2
23	-	-	-	-	-	-	-	-	-	-	-	-	-	-	-	-	-	-	-	-	-	0-1	-	-	-	1-2	6-1	7-4
24	-	-	-	-	-	-	-	-	-	-	-	-	-	-	0-1	-	-	-	-	-	-	-	-	-	-	-	0-3	0-4
25	0-1	-	-	-	-	-	0-1	-	-	0-1	-	-	-	-	-	-	-	-	-	-	-	-	-	-	-	-	5-2	5-5
RV	0-1	1-0	-	-	1-0	-	2-1	-	0-1	0-1	-	1-0	1-0	-	0-1	-	-	0-1	-	-	-	-	-	-	-	-	-	6-6
NR	0-5	0-3	3-2	2-2	3-1	1-3	2-3	2-7	5-4	1-2	1-2	2-0	1-0	0-4	0-1	2-1	3-3	3-7	4-2	2-2	0-2	0-1	-	1-2	3-1	-	41-60	
TOTAL	9-16	11-14	12-11	16-11	25-10	12-15	19-16	14-15	23-14	11-9	8-7	13-3	19-6	13-11	8-5	17-5	12-6	16-12	14-6	13-5	10-8	10-1	4-4	8-4	8-4	40-16	Total	1516-434
																											Total	365-234



NOTES

ence

- The SEC has had 51 NCAA Tournament selections over the last seven tournaments
- The league has advanced at least one team to the Elite Eight in 11 of the last 14 tournaments
- The Nov. 25, 2024 Associated Press Top 25, has a nation-leading nine SEC teams ranked, with three additional teams receiving votes

Here's to You, Mr. Robinson

Kentucky guard Jaxson Robinson was named to several preseason watch lists and teams.

Robinson was a selection on the All-Southeastern Conference Third Team by both the league's coaches and media, he was also among 20 early season candidates for the Julius Erving award honoring the nation's best small forward, and he was also among the Naismith Trophy's preseason list for the national player of the year honor as well as the preseason Wooden Award watch list

- The grad transfer from Brigham Young University came to Kentucky as the 2023-24 Big 12 Sixth Man of the Year after leading Mark Pope's Cougars in scoring at 14.2 points per game
- Robinson was the first bench player in BYU program history to pace the team in scoring and did so while shooting 42.6% from the field and 35.4% from beyond the 3-point arc, all career-bests
- Robinson reached double-digit scoring in 25 of 33 games played last season, connecting on 81 3-pointers and burying at least one triple in each of the team's final 21 games

The Mark Pope Era Begins

When his alma mater came calling, Mark Pope knew there was no place like home.

Pope, a captain of the University of Kentucky's 1996 National Championship team, returned to Lexington as the 23rd head coach of Kentucky's storied men's basketball program on April 12.

- A nine-year coaching veteran with stops at Utah Valley and BYU
- Owns a career record of 192-108
- The Wildcats connected on 10 or more 3s in each of the first five games of the season for the first time in program history
- Came back from a nine-point halftime deficit to down No. 6 Duke in the Champions Classic in just his third game as UK's head coach
- Coached UK to a season-opening win by a 103-62 win, a 41-point margin. The 103 points were the most for a Kentucky coach in a debut game. The previous high was 88 points vs. Morehead State in Tubby Smith's first game in 1997
- His squads have won 20 or more games in six of the last seven seasons
- He's advanced teams to six postseason appearances. Another squad, his 2020 BYU team, would have been in the NCAA Tournament had the COVID pandemic not canceled postseason play
- Pope was 110-52 (67.9%) at BYU where three of his five teams ranked among the top 20 of the Ken Pomeroy efficiency rankings
- Pope is coming off a 23-11 season in 2023-24. It was BYU's first season in the Big 12 Conference and the Cougars' 10-8 league record featured victories over No. 7 Kansas, No. 11 Baylor and No. 24 Iowa State
- The Cougars ranked third in the country with 11.1 made 3-pointers per game in 2023-24, and also ranked in the top 10 in assists per game (3rd) and assist-to-turnover ratio (6th)
- BYU led the Big 12 in scoring at 81.4 points per game
- BYU was ranked as high as No. 12 in the AP Poll after going 12-1 in nonconference action
- Pope began his collegiate playing career at the University of Washington, where he was tabbed the 1992 Pac-10 Freshman of the Year
- Transferred to Kentucky after his sophomore season, where he appeared in every game of his two-year career with the Wildcats
- UK won the 1995 and '96 regular-season Southeastern Conference championships, the '95 SEC Tournament title and the 1996 NCAA Tournament
- Pope averaged 7.9 points and 5.7 rebounds per game in 69 career games
- He was named to the All-SEC Tournament Team in 1995, behind a pair of double-doubles in three games, including one in the title game that went to overtime.
- Pope was selected in the second round of the 1996 NBA Draft by the Indiana Pacers
- He played professional basketball from 1997-2005, including stints with Indiana, Milwaukee Bucks, New York Knicks and Denver Nuggets
- In 2000-01, he started 45 games and helped the Bucks reach the Eastern Conference Finals

From Lex, to the League, and Back Again

Mark Pope brings a unique background and experience to Kentucky as the 23rd head coach of the men's basketball program.

- Mark Pope is one of 49 head coaches at the NCAA Division I level that is the head coach at his alma mater
- Mark Pope is one of 19 head coaches at the NCAA Division I level that played in the NBA
- Mark Pope is one of just five head coaches at the NCAA Division I level who played at their alma mater, played in the NBA, and now coach at their alma mater (Hubert Davis - UNC, Penny Hardaway - Memphis, Mike Woodson - Indiana, Speedy Claxton - Hofstra)

Old But New

Mark Pope's inaugural roster features a bevy of experience led by six players in their fifth year of collegiate basketball. The roster also has a senior, a junior and sophomore, and three freshmen.

The roster is one of the most experienced in the country, but not a single player enters the season having appeared in a game for Kentucky.

Entering the 2024-25 campaign, UK's veteran lineup had played in 845 career games, played 20,741 minutes, made 586 starts, scored 7,900 points and sunk 1,033 3-pointers at a 37.0% rate.

That was more than any team in the history of Kentucky basketball entering a season (minutes statistics available through the 1964-65 season).

Kentucky's other most-veteran squads were the 2021-22 squad which played 13,385 total minutes and scored 5,203 career points. Pope's 1996 team -- hailed as one of the greatest college basketball teams of all time -- had career point totals of 5,232. The 2002-03 squad had 559 games to its roster.

Conversely, Kentucky is returning 0.0% of its scoring, rebounding, assists, steals or blocks production from a season ago. It is the first time in the history of the program there has not been a single returning contributor. The fewest returning points scored from one season to another in program history occurred in the midst of World War II where the 1943-44 roster had a squad with team members who had combined to score just 19 points the season before.

- In a preseason survey of other men's basketball programs, Kentucky's six fifth-year players are tied for the third-most in college basketball among the power conferences. Only Oklahoma State (8) and Louisville (7) have more

Points Per Possession

Game	Off. PPP	Def. PPP
WRIGHT STATE	1.39	0.84
BUCKNELL	1.27	0.91
vs. Duke	1.04	0.97
LIPSCOMB	1.37	0.96
JACKSON STATE	1.32	0.72
WKU		
GEORGIA STATE		
at Clemson		
vs. Gonzaga		
COLGATE		
LOUISVILLE		
vs. Ohio State		
BROWN		
FLORIDA		
at Georgia		
at Mississippi State		
TEXAS A&M		
ALABAMA		
at Vanderbilt		
at Tennessee		
ARKANSAS		
at Ole Miss		
SOUTH CAROLINA		
TENNESSEE		
at Texas		
VANDERBILT		
at Alabama		
at Oklahoma		
AUBURN		
LSU		
at Missouri		

Overall

UK offensive high - 1.39 (WRIGHT STATE)
 UK offensive SEC high -
 UK offensive postseason high -
 UK offensive low - 1.04 (vs. Duke)
 UK offensive SEC low -
 UK offensive postseason low -

Opp. offensive high - 0.97 (vs. Duke)
 Opp. SEC high -
 Opp. postseason high -
 Opp. offensive low - 0.72 (JACKSON STATE)
 Opp. SEC low -
 Opp. postseason low -

All-Time Winningest

SCHOOL	WINS
1. Kentucky	2,403
2. Kansas	2,398
3. North Carolina	2,375
4. Duke	2,304
5. UCLA	2,007
6. Temple	1,996
Syracuse	1,996
8. Notre Dame	1,969
9. St. John's	1,947
10. Arizona	1,941

**through games played on Nov. 22, 2024*



NOTES

- In a different survey of men's basketball programs throughout the country, Kentucky's 12 newcomers are tied for the fifth-most among power conferences trailing only Cal (16), Louisville (16), Oklahoma State (13) and Vanderbilt (13)
- The Wildcats join only Louisville as a major-conference team that is not returning any production from last year's roster

Four is Good, Seven is Better

Entering the 2024-25 campaign, the Wildcats have four players (Ansley Almonor, Lamont Butler, Andrew Carr and Amari Williams) who have all eclipsed the 1,000-point plateau for their collegiate careers.

Three more players are nearing the milestone:

	Total Points	Points Needed until 1k
Kerr Kriisa	980	20
Koby Brea	969	31
Jaxson Robinson	892	108

The Long Ball

A staple Mark Pope team is known for shooting the long ball. Pope has discussed throughout the offseason the desire to average 35 3-point attempts per game for the 2024-25 season. Entering the season, Pope's veterans had combined to make 1,033 3-pointers at a 37.0% rate.

Through five games, the Wildcats are averaging 12.6 made 3s per game on 29.8 attempts per game. The Cats are hitting at a 42.3% clip. UK has made 63 3-pointers thus far. Kentucky has made 10 or more 3s in each of the first five games of the season for the first time in program history.

Should the Cats take and make 3s like Pope intends, some notable UK records will be on watch:

Total 3's Made in a Season	Avg. 3s Made Per Game	3-Point FG%
1. 1992-93 (340)	1. 1989-90 (10.04)	1. 2023-24 (.409%)
2. 2003-24 (327)	2. 1992-93 (10.0)	2. 1995-96 (.397%)
3. 1991-92 (317)	3. 2023-24 (9.91)	3. 2010-11 (.397%)
4. 1993-94 (301)	4. 1993-94 (8.85)	4. 1992-93 (.394%)
5. 1996-97 (287)	5. 1991-92 (8.81)	5. 2011-12 (.378%)

Kentucky Boasts Nation-Leading 29 Players on NBA Opening-Day Rosters

The Kentucky men's basketball program finds itself in familiar territory with a nation-leading 29 players on NBA opening-day rosters. It marks the 13th consecutive season in which the Wildcats have paced the nation in terms of their alumni contingent in the league. The total of 29 players is based off the NBA's official opening-day roster list and includes all two-way and inactive players.

Duke (24 players) is the only other school with at least 20 representatives on a roster heading into the 2024-25 season. The South-eastern Conference leads all collegiate conferences with 100 players on opening day rosters. The Big Ten is second with 89.

Of the 30 NBA franchises, 20 feature at least one player out of Kentucky, while eight have multiple Wildcats. The Sacramento Kings lead the league with three UK products on their roster, while the 76ers, Heat, Knicks, Lakers, Pelicans, Suns and Thunder each have two. A group of four Cats from last year's Kentucky team join the NBA ranks this season, led by top-10 draft picks Reed Sheppard and Rob Dillingham.

Kentucky's NBA contingent enters the 2024-25 season with significant momentum. Last year, a record-breaking seven UK players earned NBA All-Star nods, while three were selected to All-NBA teams. Shai Gilgeous-Alexander finished as the runner up for the league's Most Valuable Player award, while Tyrese Maxey was named the KIA Most Improved Player. Maxey also received the NBA's Sportsman-ship Award and Karl-Anthony Towns was chosen as the recipient of the Kareem Abdul-Jabbar Social Justice Champion Award.

Wildcats in the NBA (29)

Bam Adebayo – Miami Heat	Brandon Boston Jr. – New Orleans Pelicans
Devin Booker – Phoenix Suns	Anthony Davis – Los Angeles Lakers
Rob Dillingham – Minnesota Timberwolves	Justin Edwards – Philadelphia 76ers
De'Aaron Fox – Sacramento Kings	Shai Gilgeous-Alexander – Oklahoma City Thunder
Tyler Herro – Miami Heat	Isaiah Jackson – Indiana Pacers
Keldon Johnson – San Antonio Spurs	Chris Livingston – Milwaukee Bucks
Trey Lyles – Sacramento Kings	Tyrese Maxey – Philadelphia 76ers
Malik Monk – Sacramento Kings	Jamal Murray – Denver Nuggets
Immanuel Quickley – Toronto Raptors	Julius Randle – Minnesota Timberwolves
Antonio Reeves – New Orleans Pelicans	Nick Richards – Charlotte Hornets
Shaedon Sharpe – Portland Trail Blazers	Reed Sheppard – Houston Rockets
Jacob Toppin – New York Knicks	Karl-Anthony Towns – New York Knicks
Oscar Tshiebewe – Utah Jazz	Jarred Vanderbilt – Los Angeles Lakers
Cason Wallace – Oklahoma City Thunder	PJ Washington – Dallas Mavericks
TyTy Washington Jr. – Phoenix Suns	

Noteable nuggets about UK's NBA stars:

- **De'Aaron Fox (Kings):** Fox set a Kings' franchise record by scoring a career-high 60 points against the Minnesota Timberwolves on Nov. 15, before dropping 49 points the very next day against the Utah Jazz. The 109 points on consecutive nights are the second-most in the last 50 years of NBA history, trailing only Kobe Bryant who once has 110 back in 2017. He was named the Western Conference Player of the Week on Nov. 18 for his efforts
- **Shai Gilgeous-Alexander (Thunder):** Scored a career-high 45 points in OKC's win over the LA Clippers on Nov. 11, going 13-of-21 from the field and 4-of-8 from beyond the arc. It was the 14th time in SGA's NBA career in which he has scored 40 or more points
- **Karl-Anthony Towns (Knicks):** Towns has scored over 40 points twice thus far. He poured in 44 points in a win over Miami on Oct. 30, the most points scored by a New York Knicks' center since Patrick Ewing had 41 in 1996. Towns then topped that total with a season-high 46-point outing against the Chicago Bulls on Nov. 13
- **Devin Booker (Suns):** With 14,529 career points entering this season, he has scored the ninth most in NBA history before turning 29 years old. Booker was named the NBA Western Conference's Player of the Week on Nov. 4 after a week which saw the Phoenix star

The Power of #BBN

Game	Attendance	TV Viewers
WRIGHT STATE	19,635	93,137
BUCKNELL	20,048	Not Rated
vs. Duke	16,107	2,157,000
LIPSCOMB	19,314	Not Rated
JACKSON STATE	19,961	Not Rated
WKU		
GEORGIA STATE		Not Rated
at Clemson		
vs. Gonzaga		
COLGATE		
LOUISVILLE		
vs. Ohio State		
BROWN		
FLORIDA		
at Georgia		Not Rated
at Mississippi State		Not Rated
TEXAS A&M		
ALABAMA		
at Vanderbilt		
at Tennessee		
ARKANSAS		
at Ole Miss		
SOUTH CAROLINA		
TENNESSEE		
at Texas		
VANDERBILT		Not Rated
at Alabama		
at Oklahoma		Not Rated
AUBURN		
LSU		
at Missouri		

HOME GAMES: 78,688

Away Games:

Neutral Site Games: 16,107

Postseason:

Total Fans in Attendance: 94,795

Total Tracked Viewers: 2,250,137



NOTES

average 33.7 points over three Suns' wins

- **Anthony Davis (Lakers):** Davis was named the NBA Western Conference's Player of the Week following the opening week of the season. He became just the third player in NBA history to have multiple season openers with at least 35 points and at least 15 rebounds, joining only Elgin Baylor and Wilt Chamberlain as the other players to turn the trick. He had his first 40-point outing of the season on Nov. 15 in a win over the San Antonio Spurs
- **Julius Randle (Timberwolves):** Randle hit a buzzer-beating 3-pointer on Nov. 17 to push the Wolves past Devin Booker and the Suns. Randle had a season-high 36 points and seven assists, and his game-winner spoiled a 44-point game from Booker
- **Antonio Reeves (Pelicans):** On his 24th birthday, Reeves scored a career-high 34 points against the Cavaliers. As of Nov. 20, it was the second-highest scoring performance by a rookie in 2024-25

Kentucky's Team

Mark Pope and his staff pieced together an experienced, talented, honored and winning group of players to represent Big Blue Nation's 2024-25 team.

Ansley Almonor, Lamont Butler, Andrew Carr and Amari Williams are all 1,000-point scorers. Butler and Williams were named their league's defensive player of the year, while Koby Brea and Jaxson Robinson have been tabbed a conference's sixth man of the year in their career and Almonor was a most improved selection. Brandon Garrison is a former McDonald's All-American. Kerr Kriisa had appeared in 99 career games and registered a pair of triple-doubles, while Otega Oweh was Oklahoma's second-leading scorer a season ago.

Kentucky's freshmen group includes Travis Perry and Trent Noah from the state of Kentucky and Collin Chandler, a former top-35 signee in the class of 2022. Perry is the state's all-time leading scorer, while Noah broke the Sweet 16 state record for most 3-pointers drained in a single run with 19 this season.

Assistants Snapshot

In addition to putting together a roster from scratch, Mark Pope also had to assemble a staff upon his hiring as head coach of the Wildcats. Pope constructed what he considers to be the best in the country.

- **Alvin Brooks III (associated head coach):** Brooks coached eight seasons at Baylor, serving as both an assistant and associate head coach. The Bears went 194-72 during Brooks' tenure, including a 94-46 record in Big 12 action, won the 2021 NCAA Tournament, went 12-5 in NCAA Tournament games and 22-15 against Associated Press top-10 ranked foes. A Houston native, Brooks began his coaching career at the junior college level. He spent two seasons at Arkansas-Forth Smith, helping the Lions to the 2006 NJCAA Division I championship. He then joined the staff at Midland, where he again was on staff for an NJCAA title team in 2007.
- **Mark Fox (associate coach):** Has been a head coach at the NCAA Division I level for 18 years and has a career record of 324-263. Fox has directed teams to four regular-season conference titles, five NCAA Tournament appearances and 10 total postseason appearances during his collegiate coaching tenure. Fox and Pope reunite in Lexington, after Fox hired Pope for his first collegiate basketball position. Pope served as the Director of Basketball Operations at Georgia in 2009-10, coincidentally Fox's first season with the Bulldogs.
- **Cody Fueger (assistant coach):** Fueger has been a nine-year member of Mark Pope's staffs, first serving as an assistant coach at Utah Valley and then transitioning to BYU. The connection began when they were on the BYU staff together when Pope was an assistant coach and Fueger served as the director of basketball operations. Fueger began his career as a student assistant coach and video coordinator at Utah under Rick Majerus. Named one of the most impactful mid-major assistant coaches in Division I men's basketball by Silver Waves Media in 2022 and 2023, Fueger has been instrumental for Pope's squads.
- **Jason Hart (assistant coach):** Hart is a nine-year NBA veteran with extensive coaching experience at the high school, collegiate and professional levels. Hart most recently served as the head coach of the NBA's G-League Ignite squad, coaching the likes of Jaden Hardy, Scoot Henderson, Matas Buzelis and Ron Holland. He is a member of Syracuse's All-Century Team, which honored the top 25 players in the program's history. He was picked in the second round of the 2000 NBA Draft by the Milwaukee Bucks, where he was teammates with Pope for one season.
- **Mikhail McLean (assistant coach):** McLean spent the last three seasons on staff with Lamar as an assistant coach where the Cardinals have steadily improved year-to-year, culminating in a record-breaking 19-14 season in 2023-24. The Cardinals' 19 wins were their most in NCAA Division I since the 2011-12 season and the second most since the 1987-88 campaign. In addition to his collegiate coaching career, McLean is a native of The Bahamas and serves as the associate head coach on the Bahamian National Team staff. He has been a part of the program since 2021 and is the squad's defensive coordinator. A former standout player for Houston, he joined the Cougars' staff for six seasons



KENTUCKY BY THE NUMBERS

Date	Opponent	Result	Points	Rebounds	Assists	Steals	Blocks
N. 4	WRIGHT STATE	W, 103-62	Oweh -21^	Williams-13^	Three with - 5^	Two with - 3^	Four with - 1^
N. 9	BUCKNELL	W, 100-72	Brea - 20^	Williams - 14^	Kriisa - 12^	Three with - 2^	Almonor - 2^
N. 12	vs. Duke ¹	W, 77-72	Carr - 17	Williams - 8	Butler - 4^	Oweh - 2	Three with - 2^
N. 19	LIPSCOMB²	W, 97-68	Robinson - 20^	Williams - 11^	Two with - 2	Three with - 1	Three with - 2^
N. 22	JACKSON STATE³	W, 108-59	Brea - 22^	Two with - 8^	Kriisa - 7^	Three with - 3^	Garrison - 3^
N. 26	WKU²						
N. 29	GEORGIA STATE						
D. 3	at Clemson ⁴						
D. 7	vs. Gonzaga ⁵						
D. 11	COLGATE						
D. 14	LOUISVILLE						
D. 21	vs. Ohio State ⁶						
D. 31	BROWN						
J. 4	FLORIDA*						
J. 7	at Georgia*						
J. 11	at Mississippi State*						
J. 14	TEXAS A&M*						
J. 18	ALABAMA*						
J. 25	at Vanderbilt*						
J. 28	at Tennessee*						
F. 1	ARKANSAS*						
F. 4	at Ole Miss*						
F. 8	SOUTH CAROLINA*						
F. 11	TENNESSEE*						
F. 15	at Texas*						
F. 19	VANDERBILT*						
F. 22	at Alabama*						
F. 26	at Okalahoma*						
M. 1	AUBURN*						
M. 4	LSU*						
M. 8	at Missouri*						

All home games in **BOLD CAPS**

*SEC game, ^game high

- 1 - Champions Classic (State Farm Arena | Atlanta)
- 2 - BBN Invitational (Rupp Arena | Lexington, Ky.)
- 3 - BBN Invitational/Unity Series (Rupp Arena | Lexington)
- 4 - SEC/ACC Challenge (Littlejohn Coliseum | Clemson, S.C.)
- 5 - Battle in Seattle (Climate Pledge Arena | Seattle)
- 6 - CBS Sports Classic (Madison Square Garden | New York)

Times Led

Brea - 2
Carr - 1
Oweh - 1
Robinson - 1

Times Led

Williams - 5
Garrison - 1

Times Led

Kriisa - 4
Butler - 2
Garrison - 1
Williams 1

Times Led

Oweh - 4
Butler - 3
Chandler - 2
Garrison - 1
Kriisa - 1
Robinson - 1

Times Led

Garrison - 3
Williams - 3
Oweh - 2
Robinson - 2
Almonor - 1
Butler - 1



MISCELLANEOUS STATS

Game Leaders							Games With ...							
No.	Name	Points	Rebounds	Blocks	Assists	Steals	10+ Pts	20+ Pts	10+ Rebs	3+ Assts	3+ Blks	3+ Stls	3+ 3s	Double-Double
00	Otega Oweh*	1 (5)	0 (2)	2 (12)	0 (0)	4 (33)	5 (27)	2 (5)	0 (1)	1 (3)	0 (0)	2 (13)	1 (1)	0 (1)
1	Lamont Butler*	0 (8)	0 (2)	1 (7)	2 (45)	3 (52)	3 (46)	0 (2)	0 (1)	3 (71)	0 (0)	2 (24)	1 (8)	0 (1)
2	Jaxson Robinson*	1 (17)	0 (4)	2 (19)	0 (5)	1 (13)	3 (45)	1 (6)	0 (0)	1 (18)	0 (1)	0 (4)	2 (28)	0 (0)
4	Koby Brea*	2 (8)	0 (8)	0 (8)	0 (4)	0 (11)	4 (42)	2 (5)	0 (1)	0 (11)	0 (0)	0 (2)	4 (37)	0 (1)
5	Collin Chandler	0 (0)	0 (0)	0 (0)	0 (0)	2 (2)	0 (0)	0 (0)	0 (0)	0 (0)	0 (0)	0 (0)	0 (0)	0 (0)
7	Andrew Carr*	1 (13)	0 (37)	0 (59)	0 (8)	0 (19)	3 (71)	0 (10)	0 (15)	3 (21)	0 (19)	0 (7)	0 (6)	0 (11)
9	Trent Noah	0 (0)	0 (0)	0 (0)	0 (0)	0 (0)	0 (0)	0 (0)	0 (0)	0 (0)	0 (0)	0 (0)	0 (0)	0 (0)
10	Brandon Garrison*	0 (2)	1 (13)	3 (22)	1 (4)	1 (10)	0 (10)	0 (3)	0 (2)	3 (8)	1 (9)	1 (2)	0 (0)	0 (1)
11	Travis Perry	0 (0)	0 (0)	0 (0)	0 (0)	0 (0)	0 (0)	0 (0)	0 (0)	0 (0)	0 (0)	0 (0)	0 (0)	0 (0)
13	Grant Darbyshire	0 (0)	0 (0)	0 (0)	0 (0)	0 (0)	0 (0)	0 (0)	0 (0)	0 (0)	0 (0)	0 (0)	0 (0)	0 (0)
15	Ansley Almonor*	0 (26)	0 (12)	1 (35)	0 (8)	0 (4)	2 (55)	0 (18)	0 (1)	0 (15)	0 (3)	0 (0)	0 (34)	0 (0)
20	Zach Tow	0 (0)	0 (0)	0 (0)	0 (0)	0 (0)	0 (0)	0 (0)	0 (0)	0 (0)	0 (0)	0 (0)	0 (0)	0 (0)
21	Walker Horn	0 (0)	0 (0)	0 (0)	0 (0)	0 (0)	0 (0)	0 (0)	0 (0)	0 (0)	0 (0)	0 (0)	0 (0)	0 (0)
22	Amari Williams*	0 (27)	5 (67)	3 (79)	1 (17)	0 (35)	3 (66)	0 (7)	3 (33)	2 (29)	0 (29)	0 (6)	0 (0)	2 (26)
77	Kerr Kriisa*	0 (10)	0 (3)	0 (0)	4 (62)	1 (23)	0 (47)	0 (8)	0 (2)	3 (78)	0 (0)	0 (5)	0 (42)	0 (4)

Career total in (parentheses); *includes pre-UK career

Starting Lineups						
Guard	Guard	G/F	Forward	Forward	Games	W-L
Butler	Oweh	Robinson	Carr	Williams	4	5-0

Streaks	Miscellaneous
Overall	Won 5
Unranked AP teams anywhere	Won 4
Ranked AP teams anywhere	Won 3
Home	Won 8
Home AP ranked teams	Won 1
Home AP unranked teams	Won 7
Home SEC	Won 4
Home nonconference	Won 4
Home AP ranked SEC	Won 1
Home AP unranked SEC	Won 3
Home AP ranked nonconference	Won 1
Home AP unranked nonconference	Won 4
Road	Won 2
Road AP ranked teams	Won 3
Road AP unranked teams	Won 1
Road SEC	Won 2
Road nonconference	Won 1
Road AP ranked SEC	Won 3
Road AP unranked SEC	Won 1
Road AP ranked nonconference	Lost 1
Road AP unranked nonconference	Won 1
Neutral	Won 1
Neutral AP ranked teams	Won 2
Neutral AP unranked teams	Lost 2
Neutral SEC Tournament	Lost 3
Neutral nonconference	Won 1
Neutral AP ranked SEC Tournament	Lost 3
Neutral AP unranked SEC Tournament	Lost 2
Neutral AP ranked nonconference	Won 2
Neutral AP unranked nonconference	Lost 1
Active Consecutive Made Career Starts (UK)	
Andrew Carr	117 (5)
Amari Williams	68 (5)
Lamont Butler	51 (5)
Otega Oweh	6 (5)
Jaxson Robinson	5
Active Consecutive Made Free Throws (UK)	
Brandon Garrison	9 (4)
Jaxson Robinson	5
Otega Oweh	6
Ansley Almonor	5
Collin Chandler	3
Kerr Kriisa	3
Andrew Carr	2
Travis Perry	2
Lamont Butler	1
Amari Williams	1
Active Consecutive Games Played with a 3-Pointer (UK)	
Ansley Almonor	28 (5)
Koby Brea	20 (5)
Lamont Butler	3
Otega Oweh	3
Jaxson Robinson	2
Collin Chandler	1
Trent Noah	1
Travis Perry	1
Charges Drawn	
Kerr Kriisa	- 1
Collin Chandler	- 1
First Sub	
Brandon Garrison	- 4
Koby Brea	- 4
Kerr Kriisa	- 1
5-Second Violations	
Kentucky	- 0
Opponent	- 0
10-Second Violations	
Kentucky	- 0
Opponent	- 0
Shot-Clock Violations	
Kentucky	- 1
Opponent	- 2
Tipoffs (including OT)	
Kentucky	- 4
Opponent	- 1
3-Point Plays	
Andrew Carr	- 3
Lamont Butler	- 2
Amari Williams	- 2
Collin Chandler	- 1
4-Point Plays	

Kentucky's Record When ...		
KENTUCKY RECORD	ALL	SEC
Leading at halftime:	4-0	0-0
Tied at the half:	0-0	0-0
Trailing at halftime:	1-0	0-0
Shoot 50% or better:	4-0	0-0
Shoot less than 50%:	1-0	0-0
Shoot higher % than opp.:	5-0	0-0
Shoot lower % than opp.:	0-0	0-0
Opp. shoot worse than 40%:	5-0	0-0
Opp. shoot 40% or higher:	0-0	0-0
Score less than 60 points:	0-0	0-0
Score 60-69 points:	0-0	0-0
Score 70-79 points:	1-0	0-0
Score 80-89 points:	0-0	0-0
Score 90-99 points:	1-0	0-0
Score 100+ points:	3-0	0-0
Opp. score less than 60 pts.:	1-0	0-0
Opp. score 60-69 pts.:	2-0	0-0
Opp. score 70-79 pts.:	2-0	0-0
Opp. score 80-89 points:	0-0	0-0
Opp. score 90-99 points:	0-0	0-0
Opp. score 100+ points:	0-0	0-0
Outrebounded opponent:	4-0	0-0
Outrebounded by opponent:	1-0	0-0
Equal number of rebounds:	0-0	0-0
Fewer turnovers than opp.:	2-0	0-0
Same turnovers as opp.:	0-0	0-0
More turnovers than opp.:	3-0	0-0
Make 10 or more 3-pointers:	5-0	0-0
Make 9 or fewer 3-pointers:	0-0	0-0
Games decided by 5 or fewer:	1-0	0-0
Overtime games:	0-0	0-0
KENTUCKY RECORD	ALL	SEC
On CBS:	0-0	0-0
On ABC:	0-0	0-0
On ESPN/ESPN2/ESPNU:	2-0	0-0
On SEC Network:	0-0	0-0
On ESPN+/SEC Network+:	3-0	0-0
Games vs. AP ranked opp.:	1-0	0-0
Games following a loss:	0-0	0-0
More points in the paint:	4-0	0-0
Fewer or same points in the paint:	1-0	0-0
More bench points than opp.:	5-0	0-0
Fewer or same bench pts.:	0-0	0-0
More second-chance points:	2-0	0-0
Fewer or same second-chance pts.:	3-0	0-0
More points off TOs:	3-0	0-0
Fewer or same points off TOs:	2-0	0-0
On Monday:	1-0	0-0
On Tuesday:	2-0	0-0
On Wednesday:	0-0	0-0
On Thursday:	0-0	0-0
On Friday:	1-0	0-0
On Saturday:	1-0	0-0
On Sunday:	0-0	0-0
In November:	5-0	0-0
In December:	0-0	0-0
In January:	0-0	0-0
In February:	0-0	0-0
In March:	0-0	0-0
In April:	0-0	0-0
In White Uniforms:	5-0	0-0
In Blue Uniforms:	0-0	0-0

Dunk Tracker		
Player	Dunks in 2024-25	Dunks in Career
Amari Williams	8	96
Andrew Carr	1	89
Otega Oweh	8	40
Brandon Garrison	4	26
Lamont Butler	1	25
Jaxson Robinson	2	13
Ansley Almonor	0	6
Koby Brea	1	6

Fast Facts	
Shooting Percentage	.521
Avg. Assists Per Game	21.8
Points Off Turnovers	16.6
Second-Chance Points	10.0
Points in the Paint	43.2
Fast Break Points	25.4
Bench Points	39.2
Points Per Possession	1.272
Avg. Time of Possession	14.4

First Points of the Game				
Player	Dunk/Layup	Jumper	3PT	FT
Andrew Carr	1			
Otega Oweh	1			1
Jaxson Robinson			1	
Amari Williams				1



THE LAST TIME UK ...

INDIVIDUALS

SCORING

Scored 25 points: Antonio Reeves (27), vs. Oakland, 3/21/24
Scored 30 points: Reed Sheppard (32) at Mississippi State, 2/27/24
Scored 35 points: Rob Dillingham (35) vs. TENNESSEE, 2/3/24
Scored 40 points: Malik Monk (47) vs. North Carolina, 12/17/16
Scored 45 points: Malik Monk (47) vs. North Carolina, 12/17/16
Scored 50 points: Jodie Meeks (54) at Tennessee, 1/13/09
Scored 55 points: Never
Two players had 20 points: Koby Brea (22), Otega Oweh (21) vs. JACKSON STATE, 11/22/24
Three players had 20 points: Tre Mitchell (22), D.J. Wagner (22) and Antonio Reeves (20) vs. SAINT JOSEPH'S, 11/20/23
Two players had 30 points: Patrick Patterson (33) and Jodie Meeks (32) vs. TENNESSEE STATE, 12/22/08
Scored 20 points in two straight games: Antonio Reeves (7), 2/17/24-3/9/24
Scored 20 points in three straight games: Antonio Reeves (7), 2/17/24-3/9/24
Scored 20 points in four straight games: Antonio Reeves (7), 2/17/24-3/9/24
Scored 20 points in five straight games: Antonio Reeves (7), 2/17/24-3/9/24
Scored 20 points in six straight games: Antonio Reeves (7), 2/17/24-3/9/24
Scored 20 points in seven straight games: Antonio Reeves (7), 2/17/24-3/9/24
Scored 20 points in eight straight games: Jamal Murray (12), 2/2/16 - 3/12/16
Scored 20 points in nine straight games: Jamal Murray (12), 2/2/16 - 3/12/16
Scored 20 points in 10 straight games: Jamal Murray (12), 2/2/16 - 3/12/16
Scored 20 points in 11 straight games: Jamal Murray (12), 2/2/16 - 3/12/16
Scored 20 points in 12 straight games: Jamal Murray (12), 2/2/16 - 3/12/16
Scored 20 points in 15 straight games: Dan Issel (18), 12/1/69 - 2/7/70
Scored 25 points in two straight games: Antonio Reeves (2) 12/23/23 - 12/29/23
Scored 25 points in three straight games: Tayshaun Prince (3), 3/11/01-3/17/01
Scored 30 points in two straight games: Jodie Meeks vs. Appalachian State (46), 12/20/08; vs. TENNESSEE STATE (32), 12/22/08
Scored 30 points in three straight games: Dan Issel (6) 2/14/70 - 3/2/70
Scored in double figures in 10 straight games: Antonio Reeves (23), 12/21/23-3/21/24
Scored in double figures in 15 straight games: Antonio Reeves (23), 12/21/23-3/21/24
Scored in double figures in 20 straight games: Antonio Reeves (23), 12/21/23-3/21/24
Scored in double figures in 25 straight games: Malik Monk (30), 11/11/16-2/28/17
Scored in double figures in 30 straight games: Malik Monk (30), 11/11/16-2/28/17
Scored in double figures in 33 straight games: Jamal Murray (34), 11/17/15 - 3/19/16
Scored in double figures in 34 straight games: Jamal Murray (34), 11/17/15 - 3/19/16
Scored in double figures in 35 straight games: Kenny Walker (36), 11/14/85 - 3/22/86
Five players scored in double figures: Koby Brea (22), Otega Oweh (21), Jaxson Robinson (14), Lamont Butler (11), Ansley Almonor (10), vs. JACKSON STATE, 11/22/24
Six players scored in double figures: Otega Oweh (21), Koby Brea (18), Lamont Butler (14), Amari Williams (12), Andrew Carr (11), Ansley Almonor (11), WRIGHT STATE, 11/4/24
Seven players scored in double figures: Antonio Reeves (22), D.J. Wagner (19), Aaron Bradshaw (15), Rob Dillingham (15), Zvonimir Ivisic (12), Justin Edwards (10), Reed Sheppard (10), ARKANSAS, 3/2/24
Four players with 15 or more points: Antonio Reeves (22), D.J. Wagner (19), Rob Dillingham (15), Aaron Bradshaw (15), ARKANSAS, 3/2/24

DOUBLE-DOUBLES

Double-double: Amari Williams (13 points, 14 rebounds), BUCKNELL (11/9/24)
Triple-double: Isaiah Briscoe (19 points, 10 rebounds, 11 assists) at Ole Miss, 12/29/16
20-10 (rebs) game: Tre Mitchell (20 points, 14 rebounds) vs. MISSOURI, 1/9/24
20-10 (assts) game: De'Aaron Fox (24 points, 10 assists) vs. North Carolina, 12/17/16
20-15 game: Oscar Tshiebwe (25 points, 18 rebounds) vs. Kan-

sas State, 3/19/23
20-20 game: Oscar Tshiebwe (21 points, 20 rebounds), vs. VANDERBILT, 3/1/23
30-10 game: Oscar Tshiebwe (37 points, 24 rebounds) vs. GEORGIA, 1/17/23
30-15 game: Oscar Tshiebwe (37 points, 24 rebounds) vs. GEORGIA, 1/17/23
30-20 game: Oscar Tshiebwe (37 points, 24 rebounds) vs. GEORGIA, 1/17/23
40-30 game: Bill Spivey (40 points, 34 rebounds) vs. XAVIER, 2/13/51
Back-to-back 20-10 games: Oscar Tshiebwe (22 p, 17 r) vs. AUBURN, 2/25/23; (21 p, 20 r) vs. VANDERBILT, 1/3/23
Three straight 20-10 games: Julius Randle (23 p, 16 r) vs. UNC ASHEVILLE, 11/8/13; (22 p, 14 r) vs. NORTHERN KENTUCKY, 11/10/13; (27 p, 13 r) vs. Michigan State, 11/12/13
Double-double in points and rebs.: Amari Williams (13 points, 14 rebounds), BUCKNELL (11/9/24)
Double-double in points and assists: D.J. Wagner (18 points, 10 assists) vs. GEORGIA, 1/20/24
Double-double in points and blocks: Never
Double-double in points and steals: Never
Double-double in two consecutive games: Amari Williams (2) 11/4/24-11/9/24
Double-double in three consecutive games: Oscar Tshiebwe (4) 2/25/23-3/10/23
Double-double in four consecutive games: Oscar Tshiebwe (4) 2/25/23-3/10/23
Double-double in five consecutive games: Oscar Tshiebwe (17) 1/19/22-11/15/22
Double-double in 10 consecutive games: Oscar Tshiebwe (17) 1/19/22-11/15/22
Double-double in 15 consecutive games: Oscar Tshiebwe (17) 1/19/22-11/15/22
Two players record double-doubles: Tre Mitchell (18 points, 12 rebounds), Reed Sheppard (11 points, 11 assists) at Louisville, 12/21/23
Three players record double-doubles: PJ Washington (20 points, 13 rebounds), Reid Travis (18 points, 12 rebounds), Keldon Johnson (15 points, 10 rebounds) vs. KANSAS, 1/26/19
Four players record double-doubles: Jack Givens (30 pts, 13 rebs), Kyle Macy (16 pts, 10 assts), Mike Phillips (22 pts, 18 rebs), Rick Robey (23 pts, 13 rebs) vs. SMU 11/26/77
Five players record double-doubles: Never

FIELD GOALS

Made 12 FG in a game: Rob Dillingham (14) vs. TENNESSEE, 2/3/24
Made 15 FG in a game: Malik Monk (18) vs. North Carolina, 12/17/16
Made 16 FG in a game: Malik Monk (18) vs. North Carolina, 12/17/16
Made 17 FG in a game: Malik Monk (18) vs. North Carolina, 12/17/16
Made 18 FG in a game: Malik Monk (18) vs. North Carolina, 12/17/16
Made 19 FG in a game: Dan Issel (19) at Alabama, 2/23/70
Made 20 FG in a game: Dan Issel (23) at Ole Miss, 2/7/70
Made 21 FG in a game: Dan Issel (23) at Ole Miss, 2/7/70
Made 22 FG in a game: Dan Issel (23) at Ole Miss, 2/7/70
Made 23 FG in a game: Dan Issel (23) at Ole Miss, 2/7/70
Made 24 FG in a game: Never
Attempted 17 FG in a game: Antonio Reeves (18) vs. Oakland, 3/21/24
Attempted 18 FG in a game: Antonio Reeves (18) vs. Oakland, 3/21/24
Attempted 19 FG in a game: Rob Dillingham (19) vs. Texas A&M, 3/15/24
Attempted 20 FG in a game: Antonio Reeves (20) at Auburn, 2/17/24
Attempted 25 FG in a game: Antonio Reeves (25) vs. Kansas, 11/14/23
Attempted 30 FG in a game: Kevin Grevey (30) vs. UCLA, 3/31/75
Attempted 40 FG in a game: Bill Spivey (41) XAVIER, 2/13/51

3-POINTERS

Made 5 3-pointers in a game: Koby Brea (5) JACKSON STATE, 11/22/24
Made 6 3-pointers in a game: Koby Brea (6) BUCKNELL, 11/9/24
Made 7 3-pointers in a game: Reed Sheppard (7) at Tennessee, 3/9/24
Made 8 3-pointers in a game: Immanuel Quickley (8) at Texas A&M, 2/25/20
Made 9 3-pointers in a game: Jodie Meeks (10) at Tennessee, 1/13/09
Made 10 3-pointers in a game: Jodie Meeks (10) at Tennessee, 1/13/09
Made 11 3-pointers in a game: Never
Two players made at least 5 3-pointers in a game: Davion Mintz (6), Brandon Boston Jr. (6) vs. SOUTH CAROLINA, 3/6/21

Two players made at least 6 3-pointers in a game: Davion Mintz (6), Brandon Boston Jr. (6) vs. SOUTH CAROLINA, 3/6/21
Two players made at least 7 3-pointers in a game: Never
Attempted 10 3-pointers in a game: Jaxson Robinson, JACKSON STATE, 11/22/24
Attempted 15 3-pointers in a game: Antonio Reeves (17) vs. Kansas, 11/14/23
Attempted 16 3-pointers in a game: Antonio Reeves (17) vs. Kansas, 11/14/23
Attempted 17 3-pointers in a game: Antonio Reeves (17) vs. Kansas, 11/14/23
Attempted 18 3-pointers in a game: Derrick Miller (19) at Kansas 12/9/89
Attempted 19 3-pointers in a game: Derrick Miller (19) at Kansas 12/9/89
Attempted 20 3-pointers in a game: Never
Made a 3-pointer in 10 straight games: Antonio Reeves (19), 1/13/24-3/21/24
Made a 3-pointer in 15 straight games: Antonio Reeves (19), 1/13/24-3/21/24
Made a 3-pointer in 20 straight games: Antonio Reeves (24), 2/7/23-11/6/24
Made a 3-pointer in 30 straight games: Jamal Murray (36), 11/13/15-3/19/16
Made two 3-pointers in 10 straight games: Jamal Murray (17), 1/23/16-3/17/16
Made three 3-pointers in 10 straight games: Gerald Fitch (20), 1/14/03-3/23/03
Made three 3-pointers in 15 straight games: Gerald Fitch (20), 1/14/03-3/23/03
Made three 3-pointers in 20 straight games: Gerald Fitch (20), 1/14/03-3/23/03
Made three 3-pointers in 25 straight games: Keith Bogans (29), 3/14/02-2/26/03

FREE THROWS

Made 8 FT in a game: Antonio Reeves (8), at Tennessee, 3/9/24
Made 9 FT in a game: Antonio Reeves (9), vs. MISSISSIPPI STATE, 1/17/24
Made 10 FT in a game: Antonio Reeves (11) at Arkansas, 3/4/23
Made 11 FT in a game: Antonio Reeves (11) at Arkansas, 3/4/23
Made 12 FT in a game: Oscar Tshiebwe (13) vs. GEORGIA, 1/17/23
Made 13 FT in a game: Oscar Tshiebwe (13) vs. GEORGIA, 1/17/23
Made 14 FT in a game: Olivier Sarr (14) vs. VANDERBILT, 1/5/21
Made 15 FT in a game: Rodrick Rhodes (16) vs. Ole Miss, 1/18/95
Made 16 FT in a game: Rodrick Rhodes (16) vs. Ole Miss, 1/18/95
Made 17 FT in a game: Dwight Anderson (18) vs. MISSISSIPPI STATE, 2/12/79
Made 18 FT in a game: Dwight Anderson (18) vs. MISSISSIPPI STATE, 2/12/79
Made 19 FT in a game: Never
Attempted 10 FT in a game: Rob Dillingham (10) vs. MISSOURI, 1/9/24
Attempted 15 FT in a game: Oscar Tshiebwe (15) vs. VANDERBILT, 3/1/23
Attempted 20 FT in a game: PJ Washington (20) vs. Kansas State, 3/22/18
Attempted 25 FT in a game: Never
Made 20 Straight FT: Antonio Reeves (23), 1/14/23-2/7/23
Made 30 Straight FT: Tyler Herro (38), 2/16/19-3/29/19

REBOUNDS

15 Rebs: Ugonna Onyenso (16) vs. FLORIDA, 1/31/24
20 Rebs: Oscar Tshiebwe (25) vs. Providence, 3/17/23
25 Rebs: Oscar Tshiebwe (25) vs. Providence, 3/17/23
26 Rebs: Oscar Tshiebwe (28) vs. WESTERN KENTUCKY, 12/22/21
27 Rebs: Oscar Tshiebwe (28) vs. WESTERN KENTUCKY, 12/22/21
28 Rebs: Oscar Tshiebwe (28) vs. WESTERN KENTUCKY, 12/22/21
30 Rebs: Cotton Nash (30) vs. OLE MISS, 2/8/64
34 Rebs: Bob Burrow (34) vs. TEMPLE, 12/10/55
35 Rebs: Never
20+ Rebs in two consecutive games: Oscar Tshiebwe (2), 12/22/21-12/29/21
10+ Rebs in three consecutive games: Tre Mitchell (5), 12/21/23-1/13/24
10+ Rebs in four consecutive games: Tre Mitchell (5), 12/21/23-1/13/24
10+ Rebs in five consecutive games: Tre Mitchell (5), 12/21/23-1/13/24
10+ rebs in 10 consecutive games: Oscar Tshiebwe (22),



THE LAST TIME UK ...

1/4/22-11/15/22

10+ rebs in 15 consecutive games: Oscar Tshiebwe (22), 1/4/22-11/15/22

10+ rebs in 20 consecutive games: Oscar Tshiebwe (22), 1/4/22-11/15/22

10+ rebs in 25 consecutive games: Never

Two players had 10 rebounds: Tre Mitchell (13), Ugonna Onyenso (10) at Texas A&M, 1/13/24

Three players had 10 rebounds: Oscar Tshiebwe (15), Jacob Toppin (10), Ugonna Onyenso (10) vs. NORTH FLORIDA, 11/23/22

ASSISTS

6 assists: Kerr Kriisa (7), Brandon Garrison (6) JACKSON STATE, 11/22/24

7 assists: Kerr Kriisa (7) JACKSON STATE, 11/22/24

8 assists: Kerr Kriisa (12) BUCKNELL, 11/9/24

9 assists: Kerr Kriisa (12) BUCKNELL, 11/9/24

10 assists: Kerr Kriisa (12) BUCKNELL, 11/9/24

11 assists: Kerr Kriisa (12) BUCKNELL, 11/9/24

12 assists: Kerr Kriisa (12) BUCKNELL, 11/9/24

13 assists: TyTy Washington Jr. (17) vs. GEORGIA, 1/8/22

14 assists: TyTy Washington Jr. (17) vs. GEORGIA, 1/8/22

15 assists: TyTy Washington Jr. (17) vs. GEORGIA, 1/8/22

16 assists: TyTy Washington Jr. (17) vs. GEORGIA, 1/8/22

17 assists: TyTy Washington Jr. (17) vs. GEORGIA, 1/8/22

18 assists: Never

5+ assists in four consecutive games: Reed Sheppard (5), 2/24/24-3/9/24

8+ assists in two consecutive games: Rob Dillingham (2), 11/24/23-11/28/23

BLOCKS

4 blocks: Ugonna Onyenso (5) vs. Oakland, 3/21/24

5 blocks: Ugonna Onyenso (5) vs. Oakland, 3/21/24

6 blocks: Ugonna Onyenso (10) vs. OLE MISS, 2/13/24

7 blocks: Ugonna Onyenso (10) vs. OLE MISS, 2/13/24

8 blocks: Ugonna Onyenso (10) vs. OLE MISS, 2/13/24

9 blocks: Ugonna Onyenso (10) vs. OLE MISS, 2/13/24

10 blocks: Ugonna Onyenso (10) vs. OLE MISS, 2/13/24

11 blocks: Nerlens Noel (12) at Ole Miss, 1/29/13

12 blocks: Nerlens Noel (12) at Ole Miss, 1/29/13

13 blocks: Never

STEALS

4 steals: Reed Sheppard (4) vs. ALABAMA, 2/24/24

5 steals: Reed Sheppard (5) at LSU, 2/21/24

6 steals: Cason Wallace (8) vs. Michigan State, 11/15/22

7 steals: Cason Wallace (8) vs. Michigan State, 11/15/22

8 steals: Cason Wallace (8) vs. Michigan State, 11/15/22

9 steals: Never

3+ steals in five consecutive games: Ashton Hagans (7), 12/22/18 - 1/19/19

3+ steals in 10 consecutive games: Never

5+ steals in 3 consecutive games: Reed Sheppard (3), 2/13/24-2/21/24

MINUTES

Played every minute: Reed Sheppard (45) vs. FLORIDA, 1/31/24

Played 40+ minutes: Reed Sheppard (45) vs. FLORIDA, 1/31/24

Played more than 50 minutes: Patrick Patterson (50) vs. VANDERBILT, 1/12/08

FOULS

Fouled out: Tre Mitchell vs. Oakland, 3/21/24

Two players fouled out: Antonio Reeves, Tre Mitchell vs. Texas A&M, 3/15/24

Three players fouled out: Terrence Clarke, Isaiah Jackson, Olivier Sarr, Lance Ware vs. North Carolina, 12/19/20

Four players fouled out: Terrence Clarke, Isaiah Jackson, Olivier Sarr, Lance Ware vs. North Carolina, 12/19/20

Technical foul: Amari Williams, BUCKNELL, 11/9/24

TEAM

WINS/LOSSES

Won 10 straight games: 10, 1/8/19-2/9/19

Won 20 straight games: 38, 11/14/14-3/28/15

Won 30 straight games: 38, 11/14/14-3/28/15

Won 40 straight games: Never

Lost consecutive games: 2, 3/15/24-3/21/24

Lost three straight games: 4, 1/26/21-2/9/21

Lost four straight games: 4, 1/26/21-2/9/21

Lost five straight games: 6, 11/29/20-12/26/20

Lost six straight games: 6, 11/29/20-12/26/20

Lost 10 straight games: Never

STARTS

Started four freshmen: Devin Askew, Brandon Boston Jr., Terrence Clarke, Isaiah Jackson vs. Georgia Tech, 12/6/20

Started five freshmen: Hamidou Diallo, Shai Gilgeous-Alexander, Kevin Knox, Nick Richards, PJ Washington vs. Kansas State, 3/22/17

SCORING

Scored 90 or more points: 108, JACKSON STATE, 11/22/24 (W, 108-59)

Scored 90 or more points (SEC game): 93, VANDERBILT, 3/6/24 (W, 93-77)

Scored 100 or more points: 108, JACKSON STATE, 11/22/24 (W, 108-59)

Scored 100 or more points (SEC game): 111, ARKANSAS, 3/2/24 (W, 111-102)

Scored 110 or more points: 111, ARKANSAS, 3/2/24 (W, 111-102)

Scored 110 or more points (SEC game): 111, ARKANSAS, 3/2/24 (W, 111-102)

Scored 120 or more points: 120 at Vanderbilt, 2/7/96 (W, 120-81)

Scored 120 or more points (SEC game): 120 at Vanderbilt, 2/7/96 (W, 120-81)

Scored 130 or more points: 143 vs. Georgia, 2/27/56 (W, 143-66)

Scored 140 or more points: 143 vs. Georgia, 2/27/56 (W, 143-66)

Scored 150 or more points: Never

Scored less than 50 points: 48 vs. Vanderbilt, 3/15/13 (L, 64-48)

Scored 100 points in two consecutive games: vs. WRIGHT STATE (11/4/24), vs. BUCKNELL (11/9/24)

Scored 100 Points in three consecutive games: vs. CLEVELAND STATE (11/23/16), vs. UT MARTIN (11/25/16), vs. Arizona State (11/28/16)

Scored 100 points in consecutive SEC games: 2/27/56 - 3/3/56

SHOOTING PERCENTAGES

Shot 70% from the field: .722 (39-54) vs. MISSISSIPPI STATE, 2/15/86

Shot 65% from the field: .679 (38-56) vs. TENNESSEE, 1/15/22

Shot 30% or less from the field: .288 (21-73) at Alabama (1/7/23)

Allowed 50% shooting: .531 (34-64) ARKANSAS, 3/2/24

Allowed 60% shooting: .627 (32-51) ARKANSAS, 2/7/23

Allowed 30% or less shooting: .281 (18-64) at Alabama, 2/5/22

Allowed 20% or less shooting: .197 (12-61) vs. MONTANA STATE, 11/23/14

FREE THROWS

Shot 90% or better from FT line: .900 (9-10) JACKSON STATE, 11/24/24

Shot 100% from FT Line: 1.000 (12-12) at LSU, 2/21/24

Shot 50% or less from FT line: .500 (5-10) vs. Penn, 12/9/23

Attempted 40 FT: 41 (27-41) vs. TENNESSEE STATE, 11/23/18

Attempted five or less FT: 2 (1-2) at Vanderbilt, 1/24/23

Made 30 FT: 34 (34-42) vs. ARKANSAS, 3/2/24

3-POINTERS

Hit 0 3-pointers: 0 (0-10) vs. RICHMOND, 11/29/20

Hit 10 3-pointers: 17 (17-39) vs. JACKSON STATE, 11/22/24

Hit 11 3-pointers: 17 (17-39) vs. JACKSON STATE, 11/22/24

Hit 12 3-pointers: 17 (17-39) vs. JACKSON STATE, 11/22/24

Hit 13 3-pointers: 17 (17-39) vs. JACKSON STATE, 11/22/24

Hit 14 3-pointers: 17 (17-39) vs. JACKSON STATE, 11/22/24

Hit 15 3-pointers: 17 (17-39) vs. JACKSON STATE, 11/22/24

Hit 16 3-pointers: 17 (17-39) vs. JACKSON STATE, 11/22/24

Hit 17 3-pointers: 17 (17-39) vs. JACKSON STATE, 11/22/24

Hit 18 3-pointers: 20 (20-35) vs. LSU, 3/4/95

Hit 19 3-pointers: 20 (20-35) vs. LSU, 3/4/95

Hit 20 3-pointers: 20 (20-35) vs. LSU, 3/4/95

Hit 21 3-pointers: 21 (21-48) vs. North Carolina, 12/27/89

Hit 22 3-pointers: Never

SCORING MARGINS

Won game by 50 points or more: 58 vs. MONTANA STATE (W, 86-28), 11/23/14

Won game by 60 points or more: 62 vs. VANDERBILT (W, 106-44), 3/5/03

Won game by 70 points or more: 74 vs. UT MARTIN (W, 124-50), 11/26/94

Lost game by 20 points or more: 26 at ALABAMA (L, 78-52), 1/7/23

Lost game by 30 points or more: 34 vs. Duke (L, 118-84), 11/6/18

Lost game by 40 points or more: 41 at Vanderbilt (L, 93-52), 2/12/08

Lost game by 50 points or more: 55 at Kansas (L, 150-95), 12/9/89

Lost game by 60 points or more: 70 at Central (L, 87-17),

1/28/1910

Lost game by 70 points or more: 70 at Central (L, 87-17), 1/28/1910

Game decided by one point: at LSU, 2/21/24 (L, 75-74)

Game decided by two or fewer points: at Mississippi State, 2/27/24 (W, 91-89)

Game decided by three or fewer points: at Mississippi State, 2/27/24 (W, 91-89)

Two consecutive games decided by one point: vs. NORTH CAROLINA (W, 73-72), 12/3/11; at Indiana (L, 73-72), 12/10/11

Three consecutive games decided by one point: Never

Two consecutive games decided by two or fewer points: Arkansas (L, 81-80), 2/9/21; Auburn (W, 82-80), 2/13/21

Three consecutive games decided by three or fewer points: at Auburn (L, 99-97 OT), 2/11/74, vs. TENNESSEE (W, 61-58), 2/16/74 and at Ole Miss (L, 61-60), 2/18/74

COMEBACKS

Came back from 10-point deficit for win: 77-72 vs. Duke (11/12/24); Trailed by 10 at 42-32 (2:40 in 2nd)

Came back from 11-point deficit for win: 91-89 at Mississippi State (2/27/24); Trailed by 13 at 52-39 (18:11 in 2nd)

Came back from 12-point deficit for win: 91-89 at Mississippi State (2/27/24); Trailed by 13 at 52-39 (18:11 in 2nd)

Came back from 13-point deficit for win: 91-89 at Mississippi State (2/27/24); Trailed by 13 at 52-39 (18:11 in 2nd)

Came back from 14-point deficit for win: 71-70 at Florida (3/7/20); Trailed by 18 at 59-41 (11:48 in 2nd)

Came back from 15-point deficit for win: 71-70 at Florida (3/7/20); Trailed by 18 at 59-41 (11:48 in 2nd)

Came back from 16-point deficit for win: 71-70 at Florida (3/7/20); Trailed by 18 at 59-41 (11:48 in 2nd)

Came back from 17-point deficit for win: 71-70 at Florida (3/7/20); Trailed by 18 at 59-41 (11:48 in 2nd)

Came back from 18-point deficit for win: 71-70 at Florida (3/7/20); Trailed by 18 at 59-41 (11:48 in 2nd)

Came back from 19-point deficit for win: 73-67 vs. Vanderbilt (2/28/17); Trailed by 19 at 25-6 (8:03 in 1st)

Came back from 20-point deficit for win: 82-79 at Vanderbilt (2/22/97); Trailed by 22 at 40-18 (3:51 in 1st)

Came back from 30-point deficit for win: 99-95 at LSU (2/15/94); Trailed by 31 at 68-37 (15:34 in 2nd)

Came back from 31-point deficit for win: 99-95 at LSU (2/15/94); Trailed by 31 at 68-37 (15:34 in 2nd)

REBOUNDS

Pulled down 50 rebounds: 57 (22-35) BUCKNELL, 11/9/24

Pulled down 55 rebounds: 57 (22-35) BUCKNELL, 11/9/24

Pulled down 60 rebounds: 62 (19-43) vs. Morehead State, 12/16/95

OVERTIME GAMES

Played an overtime game: vs. FLORIDA, 1/31/24 (L, 94-91 OT)

Won an overtime game: SAINT JOSEPH'S, 11/20/23 (W, 96-88 OT)

Lost an overtime game: vs. FLORIDA, 1/31/24 (L, 94-91 OT)

Played an SEC overtime game: vs. FLORIDA, 1/31/24 (L, 94-91 OT)

Won an SEC overtime game: MISSISSIPPI STATE, 1/25/22 (W, 82-74 OT)

Lost an SEC overtime game: vs. FLORIDA, 1/31/24 (L, 94-91 OT)

Played an overtime game in SEC Tournament: vs. Texas A&M, 3/13/16 (W, 82-77 OT)

Won an overtime game in SEC Tournament: vs. Texas A&M, 3/13/16 (W, 82-77 OT)

Played an overtime game in NCAA Tournament: vs. Saint Peter's, 3/17/22 (L, 85-79 OT)

Won an overtime game in NCAA Tournament: vs. St. Bonaventure, 3/16/00 (W, 85-80 2OT)

Lost an overtime game in NCAA Tournament: vs. Saint Peter's, 3/17/22 (L, 85-79 OT)

Played two overtimes: vs. Michigan State, 11/15/22 (L, 86-77 2OT)

Played three overtimes: vs. TEMPLE 12/7/57 (W, 85-83)

Played four or more overtimes: Never

Played two consecutive overtime games: 1/6/15 vs. OLE MISS (W, 89-86) and 1/10/15 at Texas A&M (70-64)

Played three consecutive overtime games: Never



THE LAST TIME A UK OPPONENT ...

INDIVIDUALS

SCORING

Scored 25 points: Cooper Flagg (26), vs. Duke, 11/12/24
Scored 30 points: Jack Gohlke (32), vs. Oakland, 3/21/24
Scored 35 points: Dalton Knecht (40), at Tennessee, 3/9/24
Scored 40 points: Dalton Knecht (40), at Tennessee, 3/9/24
Scored 45 points: David Robinson (45), Navy, 1/25/87
Scored 50 points: Austin Carr (50), Notre Dame, 12/29/79
Scored 60 points: Pete Maravich (64), LSU, 2/21/70
Scored 65 points: Never
Two players had 20 points: Wade Taylor IV (32), Tyrese Radford (23), vs. Texas A&M, 3/15/24
Three players had 20 points: Walter Clayton Jr. (23), Tyrese Samuel (22), Zion Pullin (21) vs. FLORIDA, 1/31/24
Two players had 30 points: Ronnie Henderson (36) and Claren Ceasar (32), LSU, 2/15/94
Five players scored in double figures: ALABAMA, 2/24/24
Six players scored in double figures: ALABAMA, 2/24/24

FIELD GOALS

Made 15 FG in a game: David Robinson (17), NAVY, 1/25/87
Made 16 FG in a game: David Robinson (17), NAVY, 1/25/87
Made 17 FG in a game: David Robinson (17), NAVY, 1/25/87
Made 18 FG in a game: Steve Downing (19), Indiana, 12/11/71
Made 19 FG in a game: Steve Downing (19), Indiana, 12/11/71
Made 20 FG in a game: Johnny Neumann (20), Ole Miss, 1/2/71
Made 21 FG in a game: Austin Carr (21), Notre Dame, 12/29/70
Made 22 FG in a game: Austin Carr (22), Notre Dame, 3/12/70
Made 23 FG in a game: Pete Maravich (23), LSU, 2/21/70
Made 24 FG in a game: Never
Attempted 17 FG in a game: Cooper Flagg (19) and Kon Knueppel (20) vs. Duke, 11/12/24
Attempted 18 FG in a game: Cooper Flagg (19) and Kon Knueppel (20) vs. Duke, 11/12/24
Attempted 19 FG in a game: Cooper Flagg (19) and Kon Knueppel (20) vs. Duke, 11/12/24
Attempted 20 FG in a game: Kon Knueppel (20) vs. Duke, 11/12/24
Attempted 25 FG in a game: Dalton Knecht (29), at Tennessee (3/9/24)
Attempted 30 FG in a game: Freeman Williams (40), Portland State, 12/16/17
Attempted 35 FG in a game: Freeman Williams (40), PORTLAND STATE, 12/16/77
Attempted 40 FG in a game: Freeman Williams (40), PORTLAND STATE, 12/16/77
Attempted 45 FG in a game: Johnny Neumann (50), Ole Miss, 1/2/71
Attempted 50 FG in a game: Johnny Neumann (50), Ole Miss, 1/2/71
Attempted 53 FG in a game: Pete Maravich (53), LSU, 2/22/69
Attempted 54 FG in a game: Never

3-POINTERS

Made 5 3-pointers in a game: Jack Gohlke (10), vs. Oakland, 3/21/24
Made 6 3-pointers in a game: Jack Gohlke (10), vs. Oakland, 3/21/24
Made 7 3-pointers in a game: Jack Gohlke (10), vs. Oakland, 3/21/24
Made 8 3-pointers in a game: Jack Gohlke (10), vs. Oakland, 3/21/24
Made 9 3-pointers in a game: Jack Gohlke (10), vs. Oakland, 3/21/24
Made 10 3-pointers in a game: Jack Gohlke (10), vs. Oakland, 3/21/24
Made 11 3-pointers in a game: Corey Allmond (11), Sam Houston State, 11/19/2009
Made 12 3-pointers in a game: Never
Attempted 10 3-pointers in a game: Jack Gohlke (20), vs. Oakland, 3/21/24
Attempted 15 3-pointers in a game: Jack Gohlke (20), vs. Oakland, 3/21/24
Attempted 20 3-pointers in a game: Jack Gohlke (20), vs. Oakland, 3/21/24

FREE THROWS

Made 10 FT in a game: Khalif Battle (17), ARKANSAS, 3/2/24
Made 11 FT in a game: Khalif Battle (17), ARKANSAS, 3/2/24
Made 12 FT in a game: Khalif Battle (17), ARKANSAS, 3/2/24
Made 13 FT in a game: Khalif Battle (17), ARKANSAS, 3/2/24
Made 14 FT in a game: Khalif Battle (17), ARKANSAS, 3/2/24
Made 15 FT in a game: Khalif Battle (17), ARKANSAS, 3/2/24
Made 16 FT in a game: Khalif Battle (17), ARKANSAS, 3/2/24
Made 17 FT in a game: Khalif Battle (17), ARKANSAS, 3/2/24

Made 18 FT in a game: Pete Maravich (18), LSU, 2/21/70
Made 19 FT in a game: Never
Attempted 15 FT in a game: Khalif Battle (18), ARKANSAS, 3/2/24
Attempted 20 FT in a game: Harding McCaleb (25), Louisville, 2/22/1916
Attempted 25 FT in a game: Harding McCaleb (25), Louisville, 2/22/1916
Attempted 26 FT in a game: Never

REBOUNDS

15 Rebs: Myles Foster (15), vs. ILLINOIS STATE, 12/29/23
16 Rebs: Hunter Dickinson (21), vs. Kansas, 11/14/23
17 Rebs: Hunter Dickinson (21), vs. Kansas, 11/14/23
18 Rebs: Hunter Dickinson (21), vs. Kansas, 11/14/23
19 Rebs: Hunter Dickinson (21), vs. Kansas, 11/14/23
20 Rebs: Hunter Dickinson (21), vs. Kansas, 11/14/23
25 Rebs: Leon Douglas (25), ALABAMA, 1/20/75
30 Rebs: Kenneth Stanley (30), SOUTHERN CAL, 12/4/61
31 Rebs: Never
Two players had 10 rebounds: Hunter Dickinson (21) and Kevin McCullar Jr. (10), vs. Kansas, 11/14/23
Three players had 10 rebounds: Craig Victor II (12), Tim Quarterman (10), Ben Simmons (10), LSU, 1/5/16

ASSISTS

10 assists: Zakai Zeigler (13), vs. TENNESSEE, 2/3/24
11 assists: Zakai Zeigler (13), vs. TENNESSEE, 2/3/24
12 assists: Zakai Zeigler (13), vs. TENNESSEE, 2/3/24
13 assists: Zakai Zeigler (13), vs. TENNESSEE, 2/3/24
14 assists: Billy McCaffrey (14), Vanderbilt, 1/13/93
15 assists: Eric Richardson (15), Alabama, 2/4/84
16 assists: Never

BLOCKS

5 blocks: Jonas Aidoo (5), at Tennessee, 3/9/24
6 blocks: Jamarion Sharp (7), WESTERN KENTUCKY, 12/22/21
7 blocks: Jamarion Sharp (7), WESTERN KENTUCKY, 12/22/21
8 blocks: Jarvis Varnado (10), Mississippi State, 1/15/08
9 blocks: Jarvis Varnado (10), Mississippi State, 1/15/08
10 blocks: Jarvis Varnado (10), Mississippi State, 1/15/08
11 blocks: Samaki Walker (11), Louisville, 1/1/95
12 blocks: Never

STEALS

5 steals: Andersson Garcia (5), at Texas A&M, 1/13/24
6 steals: Mark Sears (6), at Alabama, 1/7/23
7 steals: Ben Simmons (7), LSU, 3/5/16
8 steals: Never

TRIPLE-DOUBLE

Had a triple-double: Kevin McCullar Jr. 12 points, 10 rebounds, 10 assists, vs. Kansas, 11/14/23

TEAM

SCORING

Scored 90 or more points: 97, vs. Texas A&M, 3/15/24 (L, 97-87)
Scored 90 or more points (SEC game): 102, vs. ARKANSAS, 3/2/24 (W, 111-102)
Scored 100 or more points: 102, vs. ARKANSAS, 3/2/24 (W, 111-102)
Scored 100 or more points (SEC game): 102, vs. ARKANSAS, 3/2/24 (W, 111-102)
Scored 110 or more points: 118, Duke, 11/6/18 (L, 118-84)
Scored 110 or more points (SEC game): 110, Vanderbilt, 3/4/67 (L, 110-94)
Scored 120 or more points: 121, North Carolina, 12/27/89 (L, 121-110)
Scored 120 or more points (SEC game): Never
Scored 130 or more points: 150, Kansas, 12/9/89 (L, 150-95)
Scored 140 or more points: 150, Kansas, 12/9/89 (L, 150-95)
Scored 150 or more points: 150, Kansas, 12/9/89 (L, 150-95)
Scored 160 or more points: Never
Scored less than 50 points: 46, NEW MEXICO STATE, 11/6/23 (W, 86-46)
Scored less than 50 points (SEC game): 48, SOUTH CAROLINA, 2/5/19 (W, 76-48)
Scored less than 40 points: 39, West Virginia, 3/26/15 (W, 78-39)
Scored less than 40 points (SEC game): 37, MISSOURI, 1/13/15 (W, 86-37)
Scored less than 30 points: 28, MONTANA STATE, 11/23/14 (W, 86-28)
Scored less than 30 points (SEC game): 26, GEORGIA TECH,

1/28/46 (W, 86-37)
Scored less than 20 points: 18, WESTERN ONTARIO, 12/10/49 (W, 90-21)
Scored less than 20 points (SEC game): 18, ALABAMA, 2/10/40 (W, 46-18)
Scored less than 10 points: 9, Tulane, 12/21/34 (W, 39-9)
Scored less than 10 points (SEC game): Never

SHOOTING PERCENTAGES

Shot 70% from the field: Never
Shot 60% from the field: .627 (32-51), ARKANSAS, 2/7/23
Shot 50% from the field: .531 (34-64), ARKANSAS, 3/2/24
Shot 30% or less from the field: .281 (18-64) at Alabama, 2/5/22
Shot 20% or less from the field: .197 (12-61), MONTANA STATE, 11/23/14
Shot 10% or less from the field: Never (shooting percentages not recorded prior to 1947)

3-Pointers

Made 10 or more 3-pointers: 12 (12-33), BUCKNELL, 11/9/24
Made 15 or more 3-pointers: 15 (15-21), vs. Oakland, 3/21/24
Made 20 or more 3-pointers: Never
Made zero 3-pointers: 0 (0-15), Auburn, 1/19/13
Attempted 30 or more 3-pointers: 33 (12-33), BUCKNELL, 11/9/24

FREE THROWS

Shot 90% or better from FT line: 91.7 (11-12), LIPSCOMB, 11/19/24
Shot 100% from FT Line: 16-16, TEXAS A&M, 1/21/23
Shot 50% or less from FT line: .500 (9-18), JACKSON STATE, 11/22/24
Attempted 40 FT: 44 (33-44), Auburn, 2/1/20
Attempted five or less FT: 5 (5-5), NEW MEXICO STATE, 11/6/23
Made 30 FT: 33 (33-44), Auburn, 2/1/20

REBOUNDS

Pulled down 50 rebounds: 50 (17-33), vs. FLORIDA, 1/31/24
Pulled down 20 offensive rebounds: 25, at Texas A&M, 1/13/24



HISTORICAL FACTS & FIGURES

SEC Championships

Team	Titles	Last Title
KENTUCKY	49	2020
LSU	11	2019
Tennessee	11	2024
Alabama	9	2023
Florida	7	2014
Mississippi State	6	2004
Auburn	4	2022
Vanderbilt	3	1993
Arkansas	2	1994
Georgia	1	1990
Georgia Tech*	1	1938
South Carolina	1	1997
Texas A&M	1	2016

* Former SEC Member

Kentucky SEC Regular-Season Titles (49): 1933, 1935, 1937, 1939, 1940, 1942, 1944, 1945, 1946, 1947, 1948, 1949, 1950, 1951, 1952, 1954, 1955, 1957, 1958, 1962, 1964, 1966, 1968, 1969, 1970, 1971, 1972, 1973, 1975, 1977, 1978, 1980, 1982, 1983, 1984, 1986, 1988, 1989, 1990, 1992, 1993, 1994, 1995, 1996, 1998, 2000, 2001, 2003, 2005, 2010, 2012, 2015, 2016, 2017, 2020

SEC Tournament Championships

Team	Titles	Last Title
KENTUCKY	31	2018
Alabama	8	2023
Tennessee	5	2022
Florida	4	2014
Auburn	3	2024
Mississippi State	3	2009
Georgia	2	2008
Ole Miss	2	2013
Vanderbilt	2	2012
Arkansas	1	2000
Georgia Tech*	1	1938
LSU	1	1980

* Former SEC Member

Kentucky SEC Tournament Titles: 1933, 1937, 1939, 1940, 1942, 1944, 1945, 1946, 1947, 1948, 1949, 1950, 1952, 1984, 1986, 1992, 1993, 1994, 1995, 1997, 1998, 1999, 2001, 2003, 2004, 2010, 2011, 2015, 2016, 2017, 2018

SEC Tournament Record: 135-30

NCAA TOURNAMENT

NCAA Tournament Record: 130-55

NCAA Tournament Appearances (61)

1942, 1945, 1948, 1949, 1951, 1952, 1955, 1956, 1957, 1958, 1959, 1961, 1962, 1964, 1966, 1968, 1969, 1970, 1971, 1972, 1973, 1975, 1977, 1978, 1980, 1981, 1982, 1983, 1984, 1985, 1986, 1987, 1992, 1993, 1994, 1995, 1996, 1997, 1998, 1999, 2000, 2001, 2002, 2003, 2004, 2005, 2006, 2007, 2008, 2010, 2011, 2012, 2014, 2015, 2016, 2017, 2018, 2019, 2022, 2023, 2024

NCAA Championships (8)

1948, 1949, 1951, 1958, 1978, 1996, 1998, 2012

NCAA Championship Game Appearances (12)

1948, 1949, 1951, 1958, 1966, 1975, 1978, 1996, 1997, 1998, 2012, 2014

NCAA Final Fours (17)

1942, 1948, 1949, 1951, 1958, 1966, 1975, 1978, 1984, 1993, 1996, 1997, 1998, 2011, 2012, 2014, 2015

NCAA Regional Final or Elite Eights (38)

1942, 1945, 1948, 1949, 1951, 1952, 1956, 1957, 1958, 1961, 1962, 1966, 1968, 1970, 1972, 1973, 1975, 1977, 1978, 1983, 1984, 1986, 1992, 1993, 1995, 1996, 1997, 1998, 1999, 2003, 2005, 2010, 2011, 2012, 2014, 2015, 2017, 2019

NCAA Regional Semifinals or Sweet 16s (48)

1942, 1945, 1948, 1949, 1951, 1952, 1955, 1956, 1957, 1958, 1959, 1961, 1962, 1964, 1966, 1968, 1969, 1970, 1971, 1972, 1973, 1975, 1977, 1978, 1980, 1983, 1984, 1985, 1986, 1992, 1993, 1995, 1996, 1997, 1998, 1999, 2001, 2002, 2003, 2005, 2010, 2011, 2012, 2014, 2015, 2017, 2018, 2019

Helms National Titles (2)

1933, 1954

National Award Winners

National Players of the Year (6)

1933 - Forest Sale (Helms)
 1935 - Leroy Edwards (Helms)
 1978 - Jack Givens (Helms)
 2010 - John Wall (Adolph Rupp Trophy, Yahoo!, Rivals)
 2012 - Anthony Davis (Adolph Rupp Trophy, AP, CBS, Basketball Times, Naismith, TSN, USBWA, Wooden)
 2022 - Oscar Tshiebwe (AP, NABC, USBWA, Wooden, Naismith, CBS, TSN, USA Today, The Athletic)

National Coaches of the Year (6, 12 times)

1959 - Adolph Rupp (UPI)
 1966 - Adolph Rupp (UPI, USBWA, TSN)
 1970 - Adolph Rupp (TSN)
 1978 - Joe B. Hall (Kellogg's)
 1986 - Eddie Sutton (AP, NABC)
 1990 - Rick Pitino (Basketball Times)
 1991 - Rick Pitino (Sporting News)
 1998 - Tubby Smith (Basketball Weekly)
 2003 - Tubby Smith (AP, NABA, USBWA, Naismith, Sporting News, CBS/Chevrolet, Basketball Times)
 2005 - Tubby Smith (Jim Phelan Award)
 2010 - John Calipari (Adolph Rupp Cup)
 2015 - John Calipari (AP, Naismith, NABC, Sporting News, Adolph Rupp Cup)

National Freshman of the Year (3)

2010 - John Wall (USBWA)
 2012 - Anthony Davis (USBWA, TSN, CBS)
 2024 - Reed Sheppard (USBWA, NABC)

National Defensive Player of the Year (2)

2012 - Anthony Davis (NABC)
 2015 - Willie Cauley-Stein (NABC, NBC)

Naismith Hall of Fame (11)

Adolph Rupp (1969), Cliff Hagan (1978), Frank Ramsey (1982), Dan Issel (1993), C.M. Newton (2000), Pat Riley (2008), Adrien Smith (2010), Rick Pitino (2013), John Calipari (2015), Eddie Sutton (2020)

Consensus First-Team All Americans (22, 27 times)

Basil Hayden (1921), Burgess Casey (1925), Forest Sale (1932, 1933), LeRoy Edwards (1935), Bob Brannum (1944), Ralph Beard (1947, 1948, 1949), Alex Groza (1947, 1949), Bill Spivey (1951), Cliff Hagan (1952, 1954), Johnny Cox (1959), Cotton Nash (1964), Dan Issel (1970), Kyle Macy (1980), Kenny Walker (1986), Jamal Mashburn (1993), Tony Delk (1996), Ron Mercer (1997), John Wall (2010), Anthony Davis (2012), Willie Cauley-Stein (2015), Tyler Ulis (2016), Oscar Tshiebwe (2022)

Final Four MOPs (6, 7 times)

Alex Gorza (1948, 1949), Bill Spivey (1951), Jack Givens (1978), Tony Delk (1996), Jeff Sheppard (1998), Anthony Davis (2012)

SEC Award Winners

SEC Players of the Year (16, 18 times)

1966 - Pat Riley (AP)
 1972 - Tom Parker (AP)
 1973 - Kevin Grevey (AP)
 1975 - Kevin Grevey (AP)
 1980 - Kyle Macy (AP, UPI)
 1985 - Kenny Walker (AP, UPI)
 1986 - Kenny Walker (AP, UPI)
 1993 - Jamal Mashburn (Coaches, AP)
 1996 - Tony Delk (Coaches, AP)
 1997 - Ron Mercer (Coaches, AP)
 2001 - Tayshaun Prince (Coaches, AP)
 2003 - Keith Bogans (Coaches)
 2010 - John Wall (Coaches, AP)
 2012 - Anthony Davis (Coaches, AP)
 2016 - Tyler Ulis (Coaches, AP)
 2017 - Malik Monk (AP)
 2020 - Immanuel Quickley (Coaches)
 2022 - Oscar Tshiebwe (Coaches, AP)

SEC Freshman of the Year (13)

2008 - Patrick Patterson (Coaches)
 2010 - DeMarcus Cousins (Coaches)
 2010 - John Wall (AP)
 2011 - Terrence Jones (Coaches, AP)
 2012 - Anthony Davis (Coaches, AP)
 2013 - Nerlens Noel (Coaches, AP)
 2014 - Julius Randle (Coaches, AP)
 2015 - Karl-Anthony Towns (Coaches, AP)
 2017 - Malik Monk (Coaches, AP)
 2018 - Kevin Knox (AP)
 2019 - Tyler Herro (AP)
 2019 - Keldon Johnson (Coaches)
 2024 - Reed Sheppard (Coaches)

SEC Coach of the Year (7, 23 times)

1964 - Adolph Rupp (AP, Coaches)
 1966 - Adolph Rupp (AP, Coaches)
 1968 - Adolph Rupp (AP, UPI, Coaches)
 1969 - Adolph Rupp (UPI, Coaches)
 1970 - Adolph Rupp (AP, UPI, Coaches)
 1971 - Adolph Rupp (AP, UPI, Coaches)
 1972 - Adolph Rupp (Coaches)
 1973 - Joe B. Hall (Coaches)

1975 - Joe B. Hall (AP, Coaches)

1978 - Joe B. Hall (Coaches)

1983 - Joe B. Hall (Coaches)

1986 - Eddie Sutton (AP, UPI)

1990 - Rick Pitino (UPI)

1991 - Rick Pitino (AP)

1996 - Rick Pitino (AP, Coaches)

1998 - Tubby Smith (AP)

2003 - Tubby Smith (AP, Coaches)

2005 - Tubby Smith (AP, Coaches)

2008 - Billy Gillispie (Coaches)

2010 - John Calipari (AP)

2012 - John Calipari (AP, Coaches)

2015 - John Calipari (AP, Coaches)

2020 - John Calipari (Coaches)

First Team All-SEC (68 players, 95 times)

Most Recent - Antonio Reeves, 2024

SEC All-Freshman Team (48)

Most Recent - Rob Dillingham, Reed Sheppard, D.J. Wagner, 2024

SEC Tournament MVPs (17 players, 18 times)

1979 - Kyle Macy

1982 - Dirk Minniefield

1988 - Rex Champman

1992 - Jamal Mashburn

1993 - Travis Ford

1994 - Travis Ford

1995 - Antoine Walker

1997 - Ron Mercer

1998 - Wayne Turner

1999 - Scott Padgett

2001 - Tayshaun Prince

2003 - Keith Bogans

2004 - Gerald Fitch

2010 - John Wall

2011 - Darius Miller

2015 - Willie Cauley-Stein

2017 - De'Aaron Fox

2018 - Shai Gilgeous-Alexander



RUPP ARENA AT CENTRAL BANK CENTER

Year-by-Year Records

Season	W-L	Percentage
2024-25	4-0	1.000
2023-24	14-4	.778
2022-23	14-4	.778
2021-22	18-0	1.000
2020-21	5-6	.455
2019-20	16-2	.889
2018-19	17-1	.944
2017-18	16-2	.889
2016-17	15-2	.882
2015-16	17-0	1.000
2014-15	19-0	1.000
2013-14	16-2	.889
2012-13	16-2	.889
2011-12	18-0	1.000
2010-11	15-0	1.000
2009-10	18-0	1.000
2008-09	12-6	.667
2007-08	14-4	.778
2006-07	14-2	.875
2005-06	10-5	.667
2004-05	14-1	.933
2003-04	11-2	.846
2002-03	12-1	.923
2001-02	12-3	.800
2000-01	11-1	.917
1999-2000	14-0	1.000
1998-99	12-1	.923
1997-98	9-3	.750
1996-97	12-1	.923
1995-96	13-0	1.000
1994-95	12-1	.923
1993-94	13-1	.929
1992-93	16-0	1.000
1991-92	15-2	.882
1990-91	13-0	1.000
1989-90	13-2	.867
1988-89	8-6	.571
1987-88	14-2	.875
1986-87	13-2	.867
1985-86	18-0	1.000
1984-85	11-3	.786
1983-84	16-0	1.000
1982-83	14-1	.933
1981-82	15-1	.938
1980-81	15-0	1.000
1979-80	12-3	.800
1978-79	11-4	.733
1977-78	16-0	1.000
1976-77	12-2	.857
Total	665-85	.887

Cats Rock at Rupp

The Wildcats are 665-85 (88.7%) in Rupp Arena. Among the most notable marks of dominance as the nation's toughest venue to play include:

- Kentucky is 358-51 (87.5%) in regular-season SEC games in Rupp
- The Wildcats set a program home record of 19 wins in 2014-15
- Kentucky has a perfect mark in 14 of Rupp Arena's 49 seasons

600 Wins at Rupp in Record Time

With a victory over Fairleigh Dickinson on Dec. 7, 2019, Kentucky reached the 600-win mark at Rupp Arena faster than any other program in NCAA Division I level history. UK needed just 670 games to reach win No. 600 in Rupp Arena.

It took UCLA, which previously owned the fastest pace to 600 wins, 689 games in Pauley Pavilion. Only one other team, Kansas, achieved win No. 600 in fewer than 700 games at its home venue. The Jayhawks reached the significant win in their 699th game.

New Court Design in 2024-25

A new basketball court is slated to come to Rupp Arena at Central Bank Center in 2024-25. It features the UK logo at midcourt and a contrasting wood stain outline of the State of Kentucky earlier this season. The updated court design also features perimeter borders painted Kentucky Blue with the Kentucky Wordmark on each baseline, the Rupp Arena at Central Bank Center logos on the wings and the Southeastern Conference logos in the lanes.

The Cawood's Court marker memorializing legendary radio play-by-play announcer Cawood Ledford remains at midcourt in front of the broadcast table on the opposite side from the team benches, and the UK logo with "Mr. Wildcat" honoring longtime manager Bill Keightley is still in front of the UK bench.

The Top-Ranked Team at Home

Kentucky has lost just four times at home as the Associated Press top-ranked team in the history of the program and just three times in Rupp Arena. Prior to the losses to Evansville (Nov. 12, 2019) and UCLA (Dec. 3, 2016), the other two losses came by just one point.

The Wildcats are 54-3 all-time as the AP No. 1 team in Rupp Arena since its opening in 1976. The first loss was to Auburn, 53-52, on Jan. 9, 1988.

Mark Pope in Rupp Arena

Mark Pope, the 23rd head coach in program history made his debut on Nov. 4, 2024 in a matchup with Wright State, a 103-62 win.

Prior to leading UK, he coached one time against the Cats inside of Rupp on the opposing sidelines. His Utah Valley squad held a 34-22 lead at halftime on Nov. 10, 2017, but ultimately UK would win 73-63 behind 13 points, four assists and four steals from future NBA All-Star Shai Gilgeous-Alexander.

As an active UK player, Pope's teams went 25-1 (96.2%) inside of Rupp Arena. In those 26 appearances, Pope's playing days produced:

- Kentucky averaged 89.8 points per game
- UK's average margin of victory was 25.3 points per game
- The Cats defeated four ranked squads, including one top 10 ranked foe
- Pope scored in every game in which he appeared, and averaged 8.2 points and 6.6 rebounds per game

Year Opened:	1976
First Game:	Nov. 27, 1976
All-Time Record:	665-85 (88.7%)
Record Under Mark Pope:	4-0 (1.000%)
Current Capacity:	20,500
Record Crowd:	24,479 (1/20/10)
Longest Win Streak:	54 (11/9/10-12/1/12)
Current Win Streak:	8

2024-25 Opponent Breakdown

Wright State (Nov. 4)

All-time games in Rupp Arena: 4
UK record in Rupp vs. WSU: 4-0
Last time in Rupp Arena: UK, 103-62 (11/4/24)

Bucknell (Nov. 9)

All-time games in Rupp Arena: 1
UK record in Rupp vs. Bucknell: 1-0
Last time in Rupp Arena: UK, 100-72 (11/9/24)

Lipscomb (Nov. 19)

All-time games in Rupp Arena: 3
UK record in Rupp vs. LU: 3-0
Last time in Rupp Arena: UK, 97-68 (11/19/24)

Jackson State (Nov. 22)

All-time games in Rupp Arena: 1
UK record in Rupp vs. JSU: 1-0
Last time in Rupp Arena: UK, 108-59

Western Kentucky (Nov. 24)

All-time games in Rupp Arena: 3
UK record in Rupp vs. WKU: 2-1
Last time in Rupp Arena: UK, 95-60 (12/22/21)

Georgia State (Nov. 29)

All-time games in Rupp Arena: 1
UK record in Rupp vs. GSU: 1-0
Last time in Rupp Arena: UK, 77-59 (11/26/04)

Colgate (Dec. 11)

All-time games in Rupp Arena: 0
UK record in Rupp vs. CU: 0-0
Last time in Rupp Arena: First Meeting

Louisville (Dec. 29)

All-time games in Rupp Arena: 21
UK record in Rupp vs. UofL: 17-4
Last time in Rupp Arena: UK, 86-63 (12/31/22)

Brown (Dec. 31)

All-time games in Rupp Arena: 0
UK record in Rupp vs. BU: 0-0
Last time in Rupp Arena: First Meeting

Florida (Jan. 4)

All-time games in Rupp Arena: 48
UK record in Rupp vs. UF: 38-10
Last time in Rupp Arena: UF, 94-91^{OT} (1/31/24)

Texas A&M (Jan. 14)

All-time games in Rupp Arena: 7
UK record in Rupp vs. TAMU: 5-2
Last time in Rupp Arena: UK, 76-67 (1/21/23)

Alabama (Jan. 18)

All-time games in Rupp Arena: 35
UK record in Rupp vs. UA: 29-6
Last time in Rupp Arena: UK, 117-95 (2/24/24)

Arkansas (Feb. 1)

All-time games in Rupp Arena: 19
UK record in Rupp vs. UA: 14-5
Last time in Rupp Arena: UK, 111-102 (3/2/24)

South Carolina (Feb. 8)

All-time games in Rupp Arena: 29
UK record in Rupp vs. SC: 26-3
Last time in Rupp Arena: SC, 71-68 (1/10/23)

Tennessee (Feb. 11)

All-time games in Rupp Arena: 48
UK record in Rupp vs. UT: 40-8
Last time in Rupp Arena: UT, 103-92 (2/3/24)

Vanderbilt (Feb. 19)

All-time games in Rupp Arena: 46
UK record in Rupp vs. VU: 43-3
Last time in Rupp Arena: UK, 93-77 (3/6/24)

Auburn (March 1)

All-time games in Rupp Arena: 33
UK record in Rupp vs. AU: 31-2
Last time in Rupp Arena: UK, 86-54 (2/25/23)

LSU (March 4)

All-time games in Rupp Arena: 35
UK record in Rupp vs. LSU: 29-6
Last time in Rupp Arena: UK, 74-71 (1/3/23)



HEAD COACH MARK POPE



Mark Pope, a captain of the University of Kentucky's 1996 National Championship team, has returned to Lexington as the 23rd head coach of Kentucky's storied men's basketball program.

Pope is a nine-year head coaching veteran with stops at BYU and Utah Valley, amassing a 187-108 career record prior to the start of his UK career. His squads won 20 or more games in six of the last seven seasons and he has made six postseason appearances.

"Mark Pope not only brings an impressive record in nine years as a head coach, but also a love of the University of Kentucky and a complete understanding of what our program means to the people of our state," UK AD Mitch Barnhart said at the time of Pope's hiring. "As a captain on the '96 championship team, Mark was a beloved and respected teammate. As a head coach, he is highly regarded nationally as an innovator. His teams run a unique and dynamic up-tempo offense and they get after it on defense. He is a strong recruiter with international ties and a person of integrity.

"He fully embraces our high expectations and standards and I know that as our fans get reacquainted with Mark, they will be eager to join him on what promises to be an

exciting ride."

Pope returns to UK from Provo, Utah, where he compiled a 110-52 record (.679) during five campaigns at the helm of BYU. He took the Cougars to three postseason appearances, including two trips to the NCAA Tournament, and missed another bid when the 2020 event was cancelled because of the Covid pandemic. Three of his five BYU teams finished the season ranked in the top 20 of the KenPom efficiency ratings.

"The University of Kentucky is the pinnacle of coaching in college basketball. It's the definition of blueblood program where hanging a banner is the expectation ever year," Pope said. "Equally as important, UK changed my life forever as a human being. The love and passion I have for this program, this University and the people of the Commonwealth goes to the depth of my soul.

"I'm thankful to Dr. (Eli) Capilouto and Mitch Barnhart for this opportunity. I'm proud to be your next head coach and I can't wait to do this together!"

Pope is coming off a 23-11 season in 2023-24. It was BYU's first season in the Big 12 Conference and the Cougars' 10-8 league record featured victories over No. 7 Kansas, No. 11 Baylor and No. 24 Iowa State. BYU's first win in the Big 12, on January 13 at Central Florida, also marked Pope's 100th victory as head coach of the Cougars.

The Cougars ranked third in the country with 11.1 made 3-pointers per game in 2023-24, and also ranked in the top 10 in assists per game (3rd) and assist-to-turnover ratio (6th). BYU led the Big 12 in scoring at 81.4 points per game. They were ranked as high as No. 12 in the AP Poll after going 12-1 in nonconference action, winning the Vegas Showdown, BYU's first multi-team event title since 2011. Pope was named to the 2024 Naismith College Coach of the Year Late Season Watch List for his efforts.

Pope's teams also hit the postseason in 2020-21, finishing with a 20-7 mark and making BYU's first appearance in the NCAA Tournament since 2015. The Cougars were 24-11 in 2021-22 and advanced to the quarterfinals of the National Invitation Tournament. The Cougars captured win No. 60 under Pope in January of '22, making him the fastest BYU coach to achieve the mark.

Pope began his head coaching stint at BYU in the 2019-20 season, tallying a 24-8 record, the most wins for a first-year coach in program history. He finished the season ranked No. 18 in the Associated Press poll and No. 16 in the USA Today/Coaches poll, becoming the first head coach at BYU to conclude the season with a national ranking in his first season. The Cougars finished second in the West Coast Conference with a 13-3 record. The Cougars also toppled No. 2-ranked Gonzaga, earning their best win over a ranked opponent inside their home venue in program history. The Covid pandemic prevented an almost-certain bid to the NCAA Tournament.

Pope's Cougars were statistically among the top offenses in the nation in '19-20. The Cougars finished the season ranked first in 3-point field goal percentage, second in assist-to-turnover ratio, third in field-goal percentage, fourth in 3-point field goals per game and fifth in assists per game.

Following his first season with the Cougars, Matt Norlander of CBS tabbed Pope as the best hire of the year. He was also awarded with the United States Basketball Writers Association District VIII Coach of the Year honor. He was a semifinalist for the Werner Ladder Naismith Coach of the Year.

Pope's first head coaching stint was a four-year term at Utah Valley. Beginning in 2015-16, the Wolverines increased their win total during every season of Pope's tenure, culminating in a 25-10 overall mark and a runner-up finish in the Western Athletic Conference in 2018-19. Utah Valley was 30-2 at home from 2017-19, and the 25 wins in 2019 were a single-season school record.

He began his collegiate playing career at the University of Washington, where he was tabbed the 1992 Pac-10 Freshman of the Year. After his sophomore season, he transferred to Kentucky, where he appeared in every game of his two-year career with the Wildcats. UK won the 1995 and '96 regular-season Southeastern Conference championships, the '95 SEC Tournament title and the 1996 NCAA Tournament. He averaged 7.9 points and 5.7 rebounds per game in 69 career games. Pope was named to the All-SEC Tournament Team in 1995, behind a pair of double-doubles in three games, including one in the title game that went to overtime.

Pope was selected in the second round of the 1996 NBA Draft by the Indiana Pacers. He played professional basketball from 1997-2005, including terms with Indiana, Milwaukee Bucks, New York Knicks and Denver Nuggets. In 2000-01, he started 45 games and helped the Bucks reach the Eastern Conference Finals.

Following his playing days, Pope enrolled in medical school at Columbia University and completed two years before returning to basketball. He joined Mark Fox's staff at Georgia in 2009. He then spent one season as an assistant coach for Jeff Bzdelik at Wake Forest and four seasons at BYU under Dave Rose. The Cougars posted four straight 20-win seasons and advanced to postseason play in each of those four years, including three bids to the NCAA Tournament. His success as an assistant at BYU was the springboard to become head coach at Utah Valley.

Pope and his wife, Lee Anne, have four daughters, Ella, Avery, Layla and Shay. He is a 1996 graduate of Kentucky with a degree in English.

PROFESSIONAL PLAYING CAREER

Anadolu Efes S.K.....	1996-97
Indiana Pacers	1997-99
La Crosse Bobcats.....	1999
Ulkerspor	1999-2000
Milwaukee Bucks.....	2000-02
New York Knicks	2002-03
Denver Nuggets.....	2003-05

COACHING CAREER

Georgia, assistant director of operations ...	2009-10
Wake Forest, assistant coach	2010-11
BYU, assistant coach.....	2011-15
Utah Valley, head coach.....	2015-19
BYU, head coach.....	2019-24
Kentucky, head coach.....	2024-pres.

UTAH VALLEY, HEAD COACH

2015-16	12-18	.400	
2016-17	17-17	.500	CBI Semifinals
2017-18	23-11	.676	CBI Quarterfinals
2018-19	25-10	.714	CBI Quarterfinals
Totals:	77-56	.579	

BYU, HEAD COACH

2019-20	24-8	.750	Postseason not held
2020-21	20-7	.741	NCAA First Round
2021-22	24-11	.686	NIT Quarterfinals
2022-23	19-15	.559	
2023-24	23-11	.676	NCAA First Round
Totals:	110-52	.679	

KENTUCKY, HEAD COACH

2024-25	5-0	1.000
Totals:	5-0	1.000

OVERALL

10TH SEASON.....	192-108 (.640)
-------------------------	-----------------------



HEAD COACH MARK POPE

KENT

THE MARK POPE ERA

UCKY

KENTUCKY MEN'S BASKETBALL

"What a special day at the University of Kentucky. The leader, the captain of 'The Untouchables,' is coming home to lead the Wildcats. Mark Pope will go on to greatness; you can put it down ... What some of you don't realize is how good a basketball mind he has, how much a relentless recruiter he will be."



RICK PITINO

"I'm happy for Mark. He is going to be a great leader of men. He is a passionate coach that loves coaching young men. He was a great teammate and a better human being. All of the former players before him and the guys who played with him couldn't be more excited about the hire."



TONY DELK



THE MARK POPE ERA



"My first conversation with Mark Pope came early in the 2023-24 season after his BYU team got off to one of the best starts of anybody in college basketball. Ever since we started talking, it's been very clear that Mark is not just a great coach, but he's a fantastic human being. You will not find someone who has more pride for Kentucky Basketball than Mark. He knows that it's not just a program in Lexington — it is a lifestyle. Rick Pitino told me Mark is one of the greatest leaders he's ever coached, and when you hear those words from a Hall of Famer who prides himself on work ethic, that speaks for itself. Mark took BYU into the Big 12 and won at a high level in year one. They had one of the best offenses in the country and he has shown a good ability to develop players. No challenge is going to be too great for Mark because he's passionate, he works hard and he's a people person. I believe in Mark's upside and think that Big Blue Nation is going to have a lot to look forward to in the Pope Era in Lexington."



JOHN FRANIT

KENTUCKY THE MARK POPE ERA



"Mark Pope is a terrific choice to lead the Kentucky basketball program. As a former player on a title team, Pope understands the magnitude of Kentucky and embraces it. Kentucky fans will love Pope's innovative offensive schemes and his passion."



JAY BILG

"Mark Pope brings a tremendous amount of energy, passion and purpose to his alma mater Kentucky. Wildcat fans will surely be entertained by his up-tempo offensive style and his commitment to producing and developing shooters. Pope's engaging personality will make him a fan favorite as the community gets reacquainted to him in the coming months and year."



ANDY KRIZ

"I got to know and watch Mark Pope coach two years ago at Battle4Atlantis. He is extremely smart, engaging, confident in who he is and the style of ball he coaches. He is creative and a players coach. His teams play hard, just like he did. He knows what that Kentucky jersey is all about and that's a huge deal in the Bluegrass state."



JIMMY DYKES

"Mark Pope is one of the rising stars in college basketball. He is very smart, personable and a tireless worker. Few, if any, coaches understand the magic of Kentucky basketball the way a former Wildcat captain and national champion does. Mark is back home."



FRAN FRASCHILLA

COACH POPE



"I want to congratulate Mark on his hiring at the University of Kentucky. Mark is one of the great young coaches in college basketball today and he will do an excellent job at UK. As a former Kentucky player, he understands Kentucky basketball and embraces the history and passion. He's a true Wildcat and I think that is important for the program. The Big Blue Nation will be very pleased and celebrate his arrival and tenure at UK. His team will play with the same passion, toughness, and energy as he did when he was a Wildcat. Mark is an absolutely excellent hire. He's a gracious person and proven winner. I'm so excited for him and his family."



TUBBY SMITH

Pope vs. All Opponents

Antelope Valley	2-0	CSU Bakersfield	4-6	Iowa State	1-1	New Orleans	1-0	Santa Clara	1-3	UTSA	3-1
Arizona	0-1	Dayton	1-0	Jackson State	1-0	Nicholls	1-0	Seattle	5-4	Utah	3-3
Arizona State	1-0	Denver	3-1	Kansas	1-1	North Dakota	2-0	South Dakota	0-1	Utah State	3-3
Baylor	1-1	Duke	1-1	Kansas City	7-3	Northern Arizona	1-0	Southeastern Louisiana	1-0	Utah Valley	1-2
Bellarmine	1-0	Duquesne	0-1	Kansas State	1-1	Northern Iowa	1-0	Southern Cal	0-2	Vanderbilt	0-1
Benedictine (Mesa)	1-0	Eastern Oregon	1-0	Kentucky	0-1	Oklahoma	0-1	Southern Utah	1-1	Virginia Tech	1-0
Bethesda	1-0	Eastern Washington	1-0	Liberty	1-0	Oklahoma State	1-1	St. John's	1-0	Washington State	0-2
Boise State	0-2	Evansville	1-0	Lindenwood	1-0	Oral Roberts	1-0	TCU	1-0	Weber State	7-1
Bucknell	1-0	Fresno State	2-0	Lipscomb	1-0	Oregon	1-0	Texas	1-0	West Virginia	1-0
Butler	0-1	Georgia Southern	1-0	Long Beach State	2-0	Pacific	6-1	Texas Southern	2-0	Western Colorado	1-0
BYU	1-3	Georgia State	1-0	Louisville	0-1	Pepperdine	7-2	Texas Tech	0-2	Western Oregon	1-0
Cal State Fullerton	2-1	Gonzaga	1-9	Loyola Marymount	8-1	Portland	7-0	UC Davis	1-2	Westminster	4-0
Cal State Northridge	1-0	Grand Canyon	2-8	Missouri State	2-0	Rice	1-0	UC Riverside	2-0	Wright State	1-0
California Baptist	2-0	Great Falls (Mont.)	1-0	Montana State	0-1	Saint Mary's	4-8	UCF	3-0	Wyoming	1-1
Central Methodist	1-0	Hartford	1-0	Montana Tech	3-0	Sam Houston State	2-0	UCLA	1-1		
Chicago State	7-1	Hawaii	0-1	Morgan State	1-0	San Diego	4-0	UNC Wilmington	0-1		
Cincinnati	0-1	Houston	1-1	NC State	1-0	San Diego Christian	1-0	UNLV	1-0		
Cleveland State	1-0	Houston Christian	1-0	Nevada	1-0	San Diego State	3-2	USF	1-1		
Creighton	1-1	Idaho State	5-0	New Mexico State	2-6	San Francisco	5-5	UT Rio Grande Valley	8-0		



HEAD COACH MARK POPE

Career Highlights

BYU

- After being picked to finish last in its first season in the Big 12, Pope led the Cougars to a fifth-place finish with wins over No. 7 Kansas, No. 11 Baylor and No. 24 Iowa State
- 2024 Naismith College Coach of the Year Late Season Watch List
- The 2023-24 Cougars spent 16 weeks in the AP Top 25, the second-most appearances in school history
- One of four coaches in program history to win 20 or more games in first three seasons as head coach, joining G. Ott Romney, Roger Reid and Dave Rose
- Produced a 64-12 (.842) home record
- Led BYU to its first appearance in the NCAA Tournament since 2015 in 2021
- Named USBWA District VII Coach of the Year after leading BYU to a 24-8 record before COVID-19 canceled postseason play
- The 24 wins in his inaugural season was a program record
- Cougars ranked first in the nation in 3-point percentage in 2020, marking just the second time in program history that BYU ranked first nationally in any offensive statistic
- In 2023-24, BYU ranked second in the nation in 3-point attempts and third in made 3-pointers per game and assists per game
- Was the fastest coach to 60 wins in program history
- Became only the second coach in program history to earn an AP Top 25 ranking in his first season, and the first to finish the year among the top 25
- Downed No. 2 Gonzaga in 2020 at home, marking the highest-ranked foe ever defeated in the Marriott Center
- Four of his five BYU teams spent time in the AP Top 25. Prior to his hiring in 2019, BYU had not appeared in a single poll since the 2010-11 season

Utah Valley

- Increased total victories every season at the helm
- With 23 wins in 2017-18 and 25 in 2018-19, Pope guided the Wolverines to the first back-to-back 20-win seasons in program history
- The 25 wins in 2018-19 were the most ever in the program's history
- Coached the 2019 Western Athletic Conference Player and Freshman of the Year
- Utah Valley was 20-2 at home from 2017-19
- Led the Wolverines to 22 consecutive home wins from 2017-19. It was the nation's second-longest active home winning streak at the time and the longest in school history

Pope's Record When ...

Seson	School	Overall	Home	Away	Neutral	Conf.	Conf. Tourney	Postseason
2015-16	Utah Valley	12-18	7-8	5-9	0-1	6-8	0-1	--
2016-17	Utah Valley	17-17	8-5	8-11	1-1	6-8	1-1	2-1 CBI
2017-18	Utah Valley	23-11	16-1	6-9	1-1	10-4	1-1	1-1 CBI
2018-19	Utah Valley	25-10	14-1	8-8	3-1	12-4	1-1	1-1 CBI
2019-20	BYU	24-8	14-1	6-5	4-2	13-3	0-1	0-0* (COVID)
2020-21	BYU	20-7	10-2	7-2	3-3	10-3	1-1	0-1 NCAA
2021-22	BYU	24-11	14-3	6-5	4-3	9-6	1-1	2-1 NIT
2022-23	BYU	19-15	12-4	2-7	5-4	7-9	2-1	--
2023-24	BYU	23-11	16-2	3-7	4-2	10-8	1-1	0-1 NCAA
2024-25	Kentucky	5-0	4-0	0-0	1-0	0-0	0-0	--
	at Kentucky	5-0	4-0	0-0	1-0	0-0	0-0	--
	Total	192-108	115-27	51-63	26-17	83-53	8-9	6-6

Statistical Snapshot Year-to-Year

	KenPom O	KenPom D	Avg. Points Per Possession	3-Point %	Made 3s Per Game
Kentucky (24-25)	11	28	1.272	42.3%	12.6
BYU (23-24)	14	60	1.164	34.8%	11.1
BYU (22-23)	103	52	1.048	34.0%	8.1
BYU (21-22)	50	70	1.060	35.3%	8.0
BYU (20-21)	23	30	1.087	37.3%	8.7
BYU (19-20)	7	60	1.121	42.2%	10.4
Utah Valley (18-19)	96	131	1.090	38.2%	8.1
Utah Valley (17-18)	73	131	1.093	38.6%	7.9
Utah Valley (16-17)	240	75	0.990	32.0%	8.8
Utah Valley (15-16)	268	278	0.989	35.1%	8.5

Pope Award Winners

Player (School)	Honor
Matt Haarms (BYU)	WCC Defensive Player of the Year
Wyatt Lowell (Utah Valley)	WAC Freshman of the Year
Jaxson Robinson (BYU)	Big 12 Sixth Man of the Year
Jake Toolson (Utah Valley)	WAC Player of the Year
(BYU)	WCC Newcomer of the Year

Pope All-Conference Honors

Player (School)	Team (Year)
Brandon Averette (BYU)	Second (2021)
Alex Barcello (BYU)	First (2021)
	First (2022)
Yoeli Childs (BYU)	First (2020)
Marcel Davis (Utah Valley)	Second (2016)
Konner Frey (Utah Valley)	Freshman (2016)
Matt Haarms (BYU)	Second (2021)
Dallin Hall (BYU)	Freshman (2023)
TJ Haws (BYU)	First (2020)
Caleb Lohner (BYU)	Freshman (2022)
Akolda Manyang (Utah Valley)	Defensive (2018)
Isaac Neilson (Utah Valley)	Defensive (2017)
Kenneth Ogbe (Utah Valley)	First (2018)
Brandon Randolph (Utah Valley)	Second (2018)
Conner Toolson (Utah Valley)	Second (2018)
Jake Toolson (Utah Valley)	Freshman (2018)
	First (2019)
(BYU)	First (2020)
Fousseyni Traore (BYU)	Second (2023)
	Freshman (2022)

Pope by the Numbers

- 1996** National Champion
- 115** Career home victories as a HC
- 41** Margin of first UK coaching victory, also the jersey number he wore as a UK player
- 23rd** Coach in UK history
- 13** Players to earn first or second team all-conference honors
- 9** Teams to averaged 70.0+ points per game
- 6** 20-win seasons
- 6** Postseason appearances



More than 20,000 fans were in attendance in Rupp Arena at Central Bank Center on April 14 when UK introduced Mark Pope as its 23rd head coach.





OTEGA OWEH

Jr. | Guard | 6-4 | 208 | Newark, N.J. | Oklahoma



2024-25 SEASON/CAREER HIGHS*

Points		
Season	21, 2x, last JACKSON ST. (11/22/24)	
Career	23, vs. North Carolina (12/20/23)	
Rebounds		
Season	6, vs. Duke (11/12/24)	
Career	10, WEST VIRGINIA (1/17/24)	
Field Goals		
Season	8, 2x, last JACKSON ST. (11/22/24)	
Career	9, ARKANSAS-PINE BLUFF (11/30/23)	
Field Goals Attempted		
Season	12, JACKSON ST. (11/22/24)	
Career	16, WEST VIRGINIA (1/17/24)	
3-Point Field Goals		
Season	3, WRIGHT STATE (11/4/24)	
Career	3, WRIGHT STATE (11/4/24)	
3-Point Field Goals Attempted		
Season	4, 2x, last JACKSON ST. (11/22/24)	
Career	4, 5x, last JACKSON ST. (11/22/24)	
Free Throws		
Season	5, vs. Duke (11/12/24)	
Career	10, vs. North Carolina (12/20/23)	
Free Throws Attempted		
Season	6, vs. Duke (11/12/24)	
Career	11, vs. North Carolina (12/20/23)	
Assists		
Season	3, vs. Duke (11/12/24)	
Career	4, UTRGV (11/17/23)	
Steals		
Season	3, 2x, last JACKSON ST. (11/22/24)	
Career	7, GREEN BAY (12/16/23)	
Blocked Shots		
Season	2, LIPSCOMB (11/19/24)	
Career	2, 4x last LIPSCOMB (11/19/24)	
Minutes Played		
Season	31, vs. Duke (11/12/24)	
Career	34, PROVIDENCE (12/5/23)	
MISCELLANEOUS		
	2024-25	CAREER*
Dunks	8	40
Double-Figure Scoring Games	5	27
Double-Figure Rebounding Games	0	0
Games With Double-Double	0	1
Games Led UK in Scoring	1	5
Games Led UK in Rebounding	0	2
Games Led UK in Assists	0	0
Games Led UK in Steals	4	33
Games Led UK in Blocks	2	12
Games With 3+ Assists	1	3
Games With 3+ Blocks	0	0
Games With 3+ Steals	2	13
Games With 3+ Three-Pointers	1	1
<i>*includes Oklahoma statistics</i>		

- Has scored in double figures in every game this season
- Matched season-high with 21 points vs. Jackson State. He also had three steals, the fourth time this season he has led or co-led the Wildcats in thefts
- Scored 14 points vs. Lipscomb in just 15 minutes of action
- Played a big part in Kentucky's upset win over No. 6 Duke, racking up 15 points, six rebounds, three assists and two steals. Logged a steal and the go-ahead free throws with 10 seconds left and sealed the victory with an offensive rebound off a missed free throw with five seconds remaining
- Was Kentucky's leading scorer in opening night win vs. Wright State, finishing with 21 points on 8-of-9 shooting. Buried a career-high three 3-pointers in the winning effort, while also snatching three steals
- Averaged 11.4 points, 3.8 rebounds and 1.5 steals at Oklahoma last season
- Helped Oklahoma win the 2023 Rady Children's Invitational with a last-second tip-in against USC in the Championship game and was an All-Tournament Team selection
- Scored career-high 23 points in matchup vs. North Carolina last season
- Was a four-star prospect by ESPN.com, 247Sports and Rivals out of high school
- Brother, Odafe, is a linebacker for the Baltimore Ravens

Game-By-Game Statistics


Opponent	Date	GS	Min	FG-A	Pct.	3FG-A	Pct.	FT-A	Pct.	Off-Def-Tot	PF	Ast	TO	Blk	Stl	Pts
WRIGHT STATE	11/4	*	27	8-9	.889	3-3	1.000	2-2	1.000	0-3-3	2	1	0	1	3	21
BUCKNELL	11/9	*	19	4-11	.364	0-4	.000	2-3	.667	1-4-5	1	1	0	0	2	10
vs. Duke	11/12	*	31	4-10	.400	2-3	.666	5-6	.833	2-4-6	3	3	3	1	2	15
LIPSCOMB	11/19	*	15	5-6	.833	1-1	1.000	3-4	.750	1-3-4	2	1	1	2	0	14
JACKSON STATE	11/22	*	20	8-12	.667	1-4	.250	4-4	1.000	0-1-1	2	2	0	0	3	21

Career Statistics

Year	GP-GS	Min-Avg	FG-FGA	Pct	3FG-FGA	Pct	FT-FTA	Pct	Off-Def-Tot-Avg	PF-FO	Ast	TO	Blk	Stl	Pts	Avg
2022-23	28-9	370-13.2	47-106	.443	1-4	.250	39-60	.650	21-38-59-2.1	50-2	5	31	5	33	134	4.8
2023-24	32-28	797-24.9	136-276	.493	20-53	.377	72-112	.643	29-91-120-3.8	76-0	32	57	14	47	364	11.4
2024-25	5-5	111-22.2	29-48	.604	7-15	.467	16-19	.842	4-15-19-3.8	10-0	8	4	4	10	81	16.2
Career	65-42	1279-19.7	212-430	.493	28-72	.389	127-191	.665	54-144-198-3.0	136-2	45	92	23	90	579	8.9

1 LAMONT BUTLER

Gr. | Guard | 6-2 | 204 | Moreno Valley, Calif. | San Diego State



2024-25 SEASON/CAREER HIGHS*		
Points		
Season	16, LIPSCOMB (11/19/24)	
Career	23, 2x last WYOMING (1/23/24)	
Rebounds		
Season	5, WRIGHT STATE (11/4/24)	
Career	10, COLORADO STATE (2/13/24)	
Field Goals		
Season	6, 2x last LIPSCOMB (11/19/24)	
Career	10, WYOMING (1/23/24)	
Field Goals Attempted		
Season	12, WRIGHT STATE (11/4/24)	
Career	15, 2x last at Colorado St. (1/30/24)	
3-Point Field Goals		
Season	3, LIPSCOMB (11/19/24)	
Career	5, at Wyoming (1/7/23)	
3-Point Field Goals Attempted		
Season	3, 2x last LIPSCOMB (11/19/24)	
Career	11, at Wyoming (1/7/23)	
Free Throws		
Season	2, 3x, last vs. Duke (11/12/24)	
Career	5, 7x last vs. UAB (3/22/24)	
Free Throws Attempted		
Season	4, vs. Duke (11/12/24)	
Career	8, 2x last vs. Utah State (3/15/24)	
Assists		
Season	5, 2x, last JACKSON ST. (11/22/24)	
Career	7, 2x last CAL ST. FULLERTON (11/6/23)	
Steals		
Season	3, 2x, last JACKSON ST. (11/22/24)	
Career	6, BYU (11/11/22)	
Blocked Shots		
Season	1, WRIGHT STATE (11/4/24)	
Career	2, vs. UConn (3/28/24)	
Minutes Played		
Season	24, vs. Duke (11/12/24)	
Career	40, vs. UNLV (3/14/24)	
MISCELLANEOUS		
	2024-25	CAREER*
Dunks	1	25
Double-Figure Scoring Games	3	46
Double-Figure Rebounding Games	0	1
Games With Double-Double	0	1
Games Led UK in Scoring	0	8
Games Led UK in Rebounding	0	2
Games Led UK in Assists	2	45
Games Led UK in Steals	3	52
Games Led UK in Blocks	1	7
Games With 3+ Assists	3	71
Games With 3+ Blocks	0	0
Games With 3+ Steals	2	24
Games With 3+ Three-Pointers	1	8
<i>*includes San Diego State statistics</i>		

- Filled the stat sheet with 11 points, five assists, four rebounds and three steals against Jackson State
- Had a season-high 16 points, including a trio of 3s in the win over Lipscomb
- Led the team with four assists in upset over No. 6 Duke, also scoring nine points and grabbing three rebounds
- Collected 14 points, five assists and five rebounds in Kentucky debut vs. Wright State, while also registering three steals. Was team leader in both assists and steals in the contest
- Was a 1,000-point scorer and two-time Mountain West Defensive Player of the Year during four years with San Diego State
- Reached the National Championship game with SDSU in 2023, sending his team to the title game with a game-winning buzzer-beater in the Final Four against Florida Atlantic
- Finished Aztec career ranking No. 5 in program history in steals (183), No. 6 in conference victories (52), No. 9 in total victories (100) and No. 10 in assists (338)
- Honorable Mention All-Mountain West (2024), Third-Team All-Mountain West (2023)
- Three-time Mountain West All-Defensive Team
- 2023 NCAA All-Tournament Team
- Led team with seven assists in Blue-White preseason event
- Sister, Amani, played college basketball at Arizona and Seattle University

Game-By-Game Statistics

Opponent	Date	GS	Min	FG-A	Pct.	3FG-A	Pct.	FT-A	Pct.	Off-Def-Tot	PF	Ast	TO	Blk	Stl	Pts
WRIGHT STATE	11/4	*	22	6-12	.500	0-2	.000	2-3	.667	1-4-5	2	5	1	1	3	14
BUCKNELL	11/9	*	19	2-6	.333	0-1	.000	2-2	1.000	1-0-1	2	1	2	0	0	6
vs. Duke	11/12	*	24	3-8	.375	1-3	.333	2-4	.500	0-3-3	3	4	2	0	0	9
LIPSCOMB	11/19	*	17	6-8	.750	3-3	1.000	1-2	.500	1-0-1	2	1	0	0	1	16
JACKSON STATE	11/22	*	22	5-7	.714	1-2	.500	0-0	.000	0-4-4	1	5	1	0	3	11

Career Statistics

Year	GP-GS	Min-Avg	FG-FGA	Pct	3FG-FGA	Pct	FT-FTA	Pct	Off-Def-Tot-Avg	PF-FO	Ast	TO	Blk	Stl	Pts	Avg
2020-21	28-2	348-12.4	40-101	.396	9-31	.290	32-48	.667	5-43-48-1.7	49-1	43	35	1	24	121	4.3
2021-22	27-25	685-25.4	70-179	.391	23-70	.329	34-44	.773	11-46-57-2.1	67-1	57	53	4	46	197	7.3
2022-23	39-38	1011-25.9	128-304	.421	40-117	.342	49-67	.731	17-88-105-2.7	106-1	126	79	4	57	345	8.8
2023-24	37-37	1017-27.5	128-304	.421	32-106	.302	57-96	.594	21-74-95-2.6	83-2	112	55	9	56	345	9.3
2024-25	5-5	104-20.9	22-41	.537	5-11	.455	7-11	.636	3-11-14-2.8	10-0	16	6	1	7	56	11.2
TOTAL	136-107	3167-23.3	388-929	.418	109-335	.325	179-266	.673	57-262-319-2.3	315-5	354	228	19	190	1064	7.8



2024-25 SEASON/CAREER HIGHS*		
Points		
Season	20, LIPSCOMB (11/19/24)	
Career	28, DENVER (12/13/23)	
Rebounds		
Season	7, LIPSCOMB (11/19/24)	
Career	8, vs. Loyola Marymount (3/4/23)	
Field Goals		
Season	6, 2x last LIPSCOMB (11/19/24)	
Career	10, DENVER (12/13/23)	
Field Goals Attempted		
Season	14, BUCKNELL (11/9/24)	
Career	19, DENVER (12/13/23)	
3-Point Field Goals		
Season	4, JACKSON STATE (11/22/24)	
Career	8, DENVER (12/13/23)	
3-Point Field Goals Attempted		
Season	10, JACKSON STATE (11/22/24)	
Career	16, DENVER (12/13/23)	
Free Throws		
Season	5, LIPSCOMB (11/19/24)	
Career	12, UCF (2/13/24)	
Free Throws Attempted		
Season	5, LIPSCOMB (11/19/24)	
Career	13, UCF (2/13/24)	
Assists		
Season	3, WRIGHT STATE (11/4/24)	
Career	6, at San Diego (1/7/23)	
Steals		
Season	2, BUCKNELL (11/9/24)	
Career	4, WYOMING (12/30/23)	
Blocked Shots		
Season	2, vs. Duke (11/12/24)	
Career	3, TEXAS (1/27/24)	
Minutes Played		
Season	27, vs. Duke (11/12/24)	
Career	37, at Loyola Marymount (1/5/23)	
MISCELLANEOUS		
	2024-25	CAREER*
Dunks	2	13
Double-Figure Scoring Games	3	45
Double-Figure Rebounding Games	0	0
Games With Double-Double	0	0
Games Led UK in Scoring	1	17
Games Led UK in Rebounding	0	4
Games Led UK in Assists	0	5
Games Led UK in Steals	1	13
Games Led UK in Blocks	2	19
Games With 3+ Assists	1	18
Games With 3+ Blocks	0	1
Games With 3+ Steals	0	4
Games With 3+ Three-Pointers	2	28
<i>*includes BYU/Arkansas/Texas A&M statistics</i>		

- Buried a season-high four 3s in win over Jackson State
- Poured in a season-high 20 points, highlighted by three 3s in the win over Lipscomb
- Had 14 points, four rebounds and a pair of steals in the win over Bucknell
- Preseason Third Team All-SEC by the media and coaches
- Jersey Mike's Naismith Trophy Men's College Basketball Player of the Year preseason watch list
- Julius Erving Award Small Forward of the Year preseason watch list
- Wooden Award preseason watch list
- 2023-24 Big 12 Sixth Man of the Year and All-Big 12 Honorable Mention at BYU
- Was first bench player in BYU program history to lead the team in scoring, averaging 14.2 points per game
- Had a career-high 28 points last December in win against Denver while knocking down a career-best eight 3s
- Four-star prospect out of high school by 247Sports, ESPN and Rivals

Game-By-Game Statistics

Opponent	Date	GS	Min	FG-A	Pct.	3FG-A	Pct.	FT-A	Pct.	Off-Def-Tot	PF	Ast	TO	Blk	Stl	Pts
WRIGHT STATE	11/4	*	21	3-6	.500	2-5	.400	0-0	.000	1-4-5	0	3	1	1	0	8
BUCKNELL	11/9	*	24	6-14	.429	2-8	.250	0-1	.000	1-3-4	2	1	0	0	2	14
vs. Duke	11/12	*	27	0-4	.000	0-3	.000	1-3	.333	0-1-1	1	0	1	2	1	1
LIPSCOMB	11/19	*	22	6-10	.600	3-6	.500	5-5	1.000	1-6-7	1	0	0	0	0	20
JACKSON STATE	11/22	*	22	5-13	.385	4-10	.400	0-0	.000	0-1-1	1	1	1	0	1	14

Career Statistics

Year	GP-GS	Min-Avg	FG-FGA	Pct	3FG-FGA	Pct	FT-FTA	Pct	Off-Def-Tot-Avg	PF-FO	Ast	TO	Blk	Stl	Pts	Avg
2020-21	14-4	135-9.6	11-31	.355	8-28	.286	0-1	.000	4-11-15-1.1	10-0	4	5	1	3	30	2.1
2021-22	16-4	162-10.1	19-50	.380	14-43	.326	3-3	1.000	5-15-20-1.3	11-0	7	6	4	1	55	3.4
2022-23	33-30	928-28.1	102-264	.386	61-178	.343	17-25	.680	12-85-97-2.9	53-1	61	48	17	26	282	8.5
2023-24	33-6	871-26.4	164-385	.426	81-229	.354	59-65	.908	13-70-83-2.5	61-0	44	51	13	24	468	14.2
2024-25	5-5	116-23.3	20-47	.426	11-32	.344	6-9	.667	3-15-18-3.6	5-0	5	3	3	4	57	11.4
TOTAL	101-49	2214-21.9	316-777	.407	175-510	.343	85-103	.825	37-196-233-2.3	140-1	121	113	38	58	892	8.8



KOBY BREA

Gr. | Guard | 6-7 | 206 | Washington Heights, N.Y. | Dayton



2024-25 SEASON/CAREER HIGHS*

2024-25 SEASON/CAREER HIGHS*		
Points		
Season	22, JACKSON STATE (11/22/24)	
Career	22, 2x, last JACKSON ST. (11/22/24)	
Rebounds		
Season	7, LIPSCOMB (11/19/24)	
Career	10, at Toledo (3/16/22)	
Field Goals		
Season	8, JACKSON STATE (11/22/24)	
Career	8, 2x, last JACKSON ST. (11/22/24)	
Field Goals Attempted		
Season	11, 2x, last JACKSON ST. (11/22/24)	
Career	14, at La Salle (2/26/22)	
3-Point Field Goals		
Season	6, BUCKNELL (11/9/24)	
Career	6, 4x last at BUCKNELL (11/9/24)	
3-Point Field Goals Attempted		
Season	8, 2x, last JACKSON ST. (11/22/24)	
Career	10, GRAMBLING (12/2/23)	
Free Throws		
Season	3, LIPSCOMB (11/19/24)	
Career	5, at George Mason (1/22/22)	
Free Throws Attempted		
Season	3, LIPSCOMB (11/19/24)	
Career	5, at George Mason (1/22/22)	
Assists		
Season	2, 3x, last vs. Duke (11/12/24)	
Career	5, at Fordham (1/10/23)	
Steals		
Season	1, BUCKNELL (11/9/24)	
Career	3, 2x last LONGWOOD (12/30/23)	
Blocked Shots		
Season	1, 2x last JACKSON ST. (11/22/24)	
Career	2, 3x last at Duquesne (1/12/24)	
Minutes Played		
Season	26, BUCKNELL (11/9/24)	
Career	45, at Vanderbilt (3/20/22)	
MISCELLANEOUS		
2024-25	CAREER*	
Dunks	1	6
Double-Figure Scoring Games	4	42
Double-Figure Rebounding Games	0	1
Games With Double-Double	0	1
Games Led UK in Scoring	2	8
Games Led UK in Rebounding	0	8
Games Led UK in Assists	0	4
Games Led UK in Steals	0	11
Games Led UK in Blocks	0	8
Games With 3+ Assists	0	11
Games With 3+ Blocks	0	0
Games With 3+ Steals	0	2
Games With 3+ Three-Pointers	4	37
*includes Dayton statistics		

- Matched career-high with 22 points vs. Jackson State, going 8-11 from the field and 5-8 from deep
- Drained all three attempts from distance en route to 12 points in win over Lipscomb
- Scored eight points and made two 3-pointers in upset over No. 6 Duke
- Poured in a team-high 20 points, highlighted by six 3s in the win over Bucknell. He also added six rebounds and a pair of assists
- Connected on all four 3-point attempts to finish with 18 points in season-opening win vs. Wright State. Went 7 of 8 from the field in the game
- Two-time Atlantic 10 Sixth Man of the Year during four years at Dayton (2022 and 2024), just the second player in league history to win the award two times
- Led the nation in 3-point percentage (.498) last season, the highest mark in the NCAA in six seasons
- Made 100 of 201 3s during the 2023-24 seasons, averaging a career-high 11.1 points per game and shooting 51.2% from the field
- Reached the second round of the NCAA Tournament with Dayton last season scoring 29 points combined in the Flyers' two tournament games

Game-By-Game Statistics

Opponent	Date	GS	Min	FG-A	Pct.	3FG-A	Pct.	FT-A	Pct.	Off-Def-Tot	PF	Ast	TO	Blk	Stl	Pts
WRIGHT STATE	11/4		20	7-8	.875	4-4	1.000	0-0	.000	0-2-2	0	2	0	0	0	18
BUCKNELL	11/9		26	7-11	.636	6-8	.750	0-0	.000	1-5-6	1	2	0	0	1	20
vs. Duke	11/12		21	3-5	.600	2-4	.500	0-0	.000	0-5-5	3	2	0	1	0	8
LIPSCOMB	11/19		23	3-6	.500	3-3	1.000	3-3	1.000	0-7-7	0	1	0	0	0	12
JACKSON STATE	11/22		23	8-11	.727	5-8	.625	1-2	.500	1-1-2	1	0	1	1	0	22

Career Statistics

Year	GP-GS	Min-Avg	FG-FGA	Pct	3FG-FGA	Pct	FT-FTA	Pct	Off-Def-Tot-Avg	PF-FO	Ast	TO	Blk	Stl	Pts	Avg
2020-21	17-3	239-14.1	16-40	.400	11-31	.355	6-9	.667	2-29-31-1.8	9-0	7	10	3	2	49	2.9
2021-22	35-4	758-21.7	102-234	.436	63-149	.423	18-29	.621	9-94-103-2.9	35-0	27	29	5	14	285	8.1
2022-23	28-10	740-26.4	66-182	.363	50-135	.370	7-7	1.000	7-86-93-3.3	31-0	47	25	7	9	189	6.8
2023-24	33-4	960-29.1	126-246	.512	100-201	.498	14-16	.875	11-113-124-3.8	31-0	39	24	10	18	366	11.1
2024-25	5-0	113-22.6	28-41	.683	20-27	.741	4-5	.800	2-20-22-4.4	5-0	7	1	2	1	80	16.0
TOTAL	118-21	2814-23.8	338-743	.455	244-543	.449	49-66	.742	31-342-373-3.2	111-0	127	89	27	44	969	8.2

5 COLLIN CHANDLER

Fr. | Guard | 6-5 | 187 | Farmington, Utah | Farmington HS



- Hit a pair of 3s for career-high six points against Jackson State
- Had five points, including a traditional 3-point play in the win over Lipscomb
- Tallied his first field goals, a 3-pointer and layup, in the win over Bucknell. He also added a pair of steals
- Made collegiate debut in season-opener vs. Wright State playing 15 minutes and recording two points and two assists
- Ranked as the No. 33 overall player in the class of 2023 by 247Sports, the No. 6 combo guard and the No. 1 player in the state of Utah
- Was named the 2022 Utah Gatorade Player of the Year
- Went on a two-year mission trip after high school
- Was initially committed to BYU before flipping his commitment to Kentucky when Mark Pope was hired at UK

2024-25 SEASON/CAREER HIGHS		
Points		
Season	6, JACKSON STATE (11/22/24)	
Career	6, JACKSON STATE (11/22/24)	
Rebounds		
Season	2, 2x, last JACKSON ST. (11/22/24)	
Career	2, 2x, last JACKSON ST. (11/22/24)	
Field Goals		
Season	2, 3x last JACKSON ST. (11/22/24)	
Career	2, 3x last JACKSON ST. (11/22/24)	
Field Goals Attempted		
Season	6, LIPSCOMB (11/19/24)	
Career	6, LIPSCOMB (11/19/24)	
3-Point Field Goals		
Season	2, JACKSON STATE (11/22/24)	
Career	2, JACKSON STATE (11/22/24)	
3-Point Field Goals Attempted		
Season	3, 2x, last JACKSON ST. (11/22/24)	
Career	3, 2x, last JACKSON ST. (11/22/24)	
Free Throws		
Season	2, WRIGHT STATE (11/4/24)	
Career	2, WRIGHT STATE (11/4/24)	
Free Throws Attempted		
Season	2, WRIGHT STATE (11/4/24)	
Career	2, WRIGHT STATE (11/4/24)	
Assists		
Season	2, WRIGHT STATE (11/4/24)	
Career	2, WRIGHT STATE (11/4/24)	
Steals		
Season	2, BUCKNELL (11/9/24)	
Career	2, BUCKNELL (11/9/24)	
Blocked Shots		
Season	1, JACKSON STATE (11/22/24)	
Career	1, JACKSON STATE (11/22/24)	
Minutes Played		
Season	16, LIPSCOMB (11/19/24)	
Career	16, LIPSCOMB (11/19/24)	
MISCELLANEOUS		
	2024-25	CAREER
Dunks	0	0
Double-Figure Scoring Games	0	0
Double-Figure Rebounding Games	0	0
Games With Double-Double	0	0
Games Led UK in Scoring	0	0
Games Led UK in Rebounding	0	0
Games Led UK in Assists	0	0
Games Led UK in Steals	2	2
Games Led UK in Blocks	0	0
Games With 3+ Assists	0	0
Games With 3+ Blocks	0	0
Games With 3+ Steals	0	0
Games With 3+ Three-Pointers	0	0

Game-By-Game Statistics


Opponent	Date	GS	Min	FG-A	Pct.	3FG-A	Pct.	FT-A	Pct.	Off-Def-Tot	PF	Ast	TO	Blk	Stl	Pts
WRIGHT STATE	11/4		15	0-1	.000	0-1	.000	2-2	1.000	0-0-0	1	2	0	0	1	2
BUCKNELL	11/9		11	2-3	.667	1-2	.500	0-0	.000	0-2-2	0	0	2	0	2	5
vs. Duke	11/12		2	0-0	.000	0-0	.000	0-0	.000	0-0-0	0	0	0	0	0	0
LIPSCOMB	11/19		16	2-6	.333	0-3	.000	1-1	1.000	0-0-0	0	1	1	0	1	5
JACKSON STATE	11/22		13	2-3	.667	2-3	.667	0-0	.000	0-2-2	1	0	1	1	1	6

Career Statistics

Year	GP-GS	Min-Avg	FG-FGA	Pct	3FG-FGA	Pct	FT-FTA	Pct	Off-Def-Tot-Avg	PF-FO	Ast	TO	Blk	Stl	Pts	Avg
2024-25	5-0	57-11.4	6-13	.462	3-9	.333	3-3	1.000	0-4-4-0.8	2-0	3	4	1	5	18	3.6
TOTAL	5-0	57-11.4	6-13	.462	3-9	.333	3-3	1.000	0-4-4-0.8	2-0	3	4	1	5	18	3.6

7 ANDREW CARR

Gr. | Forward | 6-11 | 227 | West Chester, Pa. | Wake Forest



2024-25 SEASON/CAREER HIGHS*

Points		
Season	17, vs. Duke (11/12/24)	
Career	31, GEORGIA (3/24/24)	
Rebounds		
Season	6, 2x, last JACKSON ST. (11/22/24)	
Career	14, UTAH VALLEY (11/15/22)	
Field Goals		
Season	5, 2x, last vs. Duke (11/12/24)	
Career	11, GEORGIA (3/24/24)	
Field Goals Attempted		
Season	8, vs. Duke (11/12/24)	
Career	19, GEORGIA (3/24/24)	
3-Point Field Goals		
Season	2, vs. Duke (11/12/24)	
Career	3, 6x last LOUISVILLE (1/20/24)	
3-Point Field Goals Attempted		
Season	3, vs. Duke (11/12/24)	
Career	7, 3x last LOUISVILLE (1/20/24)	
Free Throws		
Season	5, vs. Duke (11/12/24)	
Career	10, ELON (11/6/23)	
Free Throws Attempted		
Season	6, vs. Duke (11/12/24)	
Career	11, ELON (11/6/23)	
Assists		
Season	5, JACKSON STATE (11/22/24)	
Career	6, at James Madison (1/29/22)	
Steals		
Season	2, JACKSON STATE (11/22/24)	
Career	4, 3x last JAMES MADISON (2/14/22)	
Blocked Shots		
Season	1, 2x, last vs. Duke (11/12/24)	
Career	4, 2x last ELON (11/6/23)	
Minutes Played		
Season	30, vs. Duke (11/12/24)	
Career	43, vs. LSU (11/19/23)	
MISCELLANEOUS		
	2024-25	CAREER*
Dunks	1	89
Double-Figure		
Scoring Games	3	71
Double-Figure		
Rebounding Games	0	15
Games With		
Double-Double	0	11
Games Led UK		
in Scoring	1	13
Games Led UK		
in Rebounding	0	37
Games Led UK		
in Assists	0	8
Games Led UK		
in Steals	0	19
Games Led UK		
in Blocks	0	59
Games With		
3+ Assists	3	21
Games With		
3+ Blocks	0	19
Games With		
3+ Steals	0	7
Games With		
3+ Three-Pointers	0	6
<i>*includes Wake Forest/Delaware statistics</i>		

- Tied season-high with six rebounds, while also dishing out a season-best five assists against Jackson State
- Was instrumental in upset win over No. 6 Duke at the Champions Classic, leading the team with 17 points while also grabbing six rebounds and posting three assists. He was tabbed the SEC Player of the Week for his efforts
- Had 11 points, three boards and a block in the win over Bucknell
- Finished with 11 points and three assists against Wright State, one of three Wildcats to score in double figures and have at least three assists
- Played two seasons at Wake Forest and two seasons at Delaware, totaling more than 1,200 career points, 600 rebounds and 100 blocks
- Started all 68 games during his time with the Demon Deacons, averaging 12.1 points per game across two seasons
- Finished the 2023-24 season averaging a career-high 13.5 points per game to go along with 6.8 rebounds, 1.5 assists and 1.5 blocks
- Scored a career-high 31 points vs. Georgia in Wake's final game of the season in the NIT
- CAA All-Tournament Team in 2022 with Delaware, helping the Blue Hens secure a bid to the NCAA Tournament
- Father, Phillip, played basketball at Delaware

Game-By-Game Statistics

Opponent	Date	GS	Min	FG-A	Pct.	3FG-A	Pct.	FT-A	Pct.	Off-Def-Tot	PF	Ast	TO	Blk	Stl	Pts
WRIGHT STATE	11/4	*	21	3-5	.600	1-2	.500	4-4	1.000	0-2-2	1	3	0	0	0	11
BUCKNELL	11/9	*	20	5-6	.833	0-0	.000	1-1	1.000	3-0-3	2	0	3	1	0	11
vs. Duke	11/12	*	30	5-8	.625	2-3	.666	5-6	.833	2-4-6	2	3	2	1	0	17
LIPSCOMB	11/19	*	25	1-5	.200	0-1	.000	0-0	.000	1-4-5	0	1	0	0	0	2
JACKSON STATE	11/22	*	24	3-4	.750	0-1	.000	0-0	.000	1-5-6	2	5	0	0	2	6

Career Statistics

Year	GP-GS	Min-Avg	FG-FGA	Pct	3FG-FGA	Pct	FT-FTA	Pct	Off-Def-Tot-Avg	PF-FO	Ast	TO	Blk	Stl	Pts	Avg
2020-21	15-10	379-25.3	44-98	.449	8-28	.286	27-33	.818	18-36-54-3.6	39-1	27	23	13	6	123	8.2
2021-22	34-34	966-28.4	127-225	.564	17-42	.405	69-105	.657	59-115-174-5.1	94-5	43	56	37	29	340	10.0
2022-23	33-33	1039-31.5	134-274	.489	33-106	.311	51-66	.773	57-140-197-6.0	82-3	38	48	31	32	352	10.7
2023-24	35-35	1140-32.6	164-312	.526	36-97	.371	107-137	.781	64-175-239-6.8	91-3	51	43	52	16	471	13.5
2024-25	5-5	119-23.9	17-28	.607	3-7	.429	10-11	.909	7-15-22-4.4	7-0	12	5	2	2	47	9.4
TOTAL	122-117	3634-29.8	486-937	.519	97-280	.348	264-352	.750	205-481-680-5.6	313-12	171	175	135	85	1333	10.9

9 TRENT NOAH

Fr. | Forward | 6-5 | 209 | Harlan, Ky. | Harlan County HS



2024-25 SEASON/CAREER HIGHS

Points		
Season	3, JACKSON STATE (11/22/24)	
Career	3, JACKSON STATE (11/22/24)	
Rebounds		
Season	1, 2x last BUCKNELL (11/9/24)	
Career	1, 2x last BUCKNELL (11/9/24)	
Field Goals		
Season	1, JACKSON STATE (11/22/24)	
Career	1, JACKSON STATE (11/22/24)	
Field Goals Attempted		
Season	1, 4x last JACKSON ST. (11/22/24)	
Career	1, 4x last JACKSON ST. (11/22/24)	
3-Point Field Goals		
Season	1, JACKSON STATE (11/22/24)	
Career	1, JACKSON STATE (11/22/24)	
3-Point Field Goals Attempted		
Season	1, 4x last JACKSON ST. (11/22/24)	
Career	1, 4x last JACKSON ST. (11/22/24)	
Free Throws		
Season	-	
Career	-	
Free Throws Attempted		
Season	-	
Career	-	
Assists		
Season	-	
Career	-	
Steals		
Season	1, BUCKNELL (11/9/24)	
Career	1, BUCKNELL (11/9/24)	
Blocked Shots		
Season	1, JACKSON STATE (11/22/24)	
Career	1, JACKSON STATE (11/22/24)	
Minutes Played		
Season	7, LIPSCOMB (11/19/24)	
Career	7, LIPSCOMB (11/19/24)	
MISCELLANEOUS		
	2024-25	CAREER
Dunks	0	0
Double-Figure Scoring Games	0	0
Double-Figure Rebounding Games	0	0
Games With Double-Double	0	0
Games Led UK in Scoring	0	0
Games Led UK in Rebounding	0	0
Games Led UK in Assists	0	0
Games Led UK in Steals	0	0
Games Led UK in Blocks	0	0
Games With 3+ Assists	0	0
Games With 3+ Blocks	0	0
Games With 3+ Steals	0	0
Games With 3+ Three-Pointers	0	0

- Hit first basket of college career on a made 3-pointer against Jackson State
- Made collegiate debut in opening night win vs. Wright State
- Errupted for 12 points -- all off of 3-pointers -- in the second half of UK's exhibition win over Kentucky Wesleyan
- Played high school basketball at Harlan County, where he became the fifth all-time leading scorer in Kentucky high school basketball state history with 3,707 points
- Led Harlan County to state-runner up finish as a senior, scoring 32.3 points per game during the state tournament and hitting a Sweet 16 record 19 3-pointers
- Grandfather, Charles Bryant, played football at Kentucky from 1961-63

Game-By-Game Statistics

Opponent	Date	GS	Min	FG-A	Pct.	3FG-A	Pct.	FT-A	Pct.	Off-Def-Tot	PF	Ast	TO	Blk	Stl	Pts
WRIGHT STATE	11/4	4	0-1	.000	0-1	.000	0-0	.000	0-1-1	1	0	0	0	0	0	0
BUCKNELL	11/9	4	0-1	.000	0-1	.000	0-0	.000	0-1-1	1	0	1	0	1	0	0
vs. Duke	11/12		DNP													
LIPSCOMB	11/19	7	0-1	.000	0-1	.000	0-0	.000	0-0-0	0	0	1	0	0	0	0
JACKSON STATE	11/22	3	1-1	1.000	1-1	1.000	0-0	.000	0-0-0	0	0	0	1	0	3	3

Career Statistics

Year	GP-GS	Min-Avg	FG-FGA	Pct	3FG-FGA	Pct	FT-FTA	Pct	Off-Def-Tot-Avg	PF-FO	Ast	TO	Blk	Stl	Pts	Avg
2024-25	4-0	17-4.4	1-4	.250	1-4	.250	0-0	.000	0-2-2-0.5	2-0	0	2	1	1	3	0.8
TOTAL	4-0	17-4.4	1-4	.250	1-4	.250	0-0	.000	0-2-2-0.5	2-0	0	2	1	1	3	0.8

10 BRANDON GARRISON

So. | Center | 6-10 | 245 | Oklahoma City | Oklahoma State



2024-25 SEASON/CAREER HIGHS*		
Points		
Season	8, 2x last LIPSCOMB (11/19/24)	
Career	21, BYU (2/17/24)	
Rebounds		
Season	8, JACKSON STATE (11/22/24)	
Career	10, 2x last S. CAROLINA ST. (12/31/23)	
Field Goals		
Season	4, 2x last LIPSCOMB (11/19/24)	
Career	7, 2x last BYU (2/17/24)	
Field Goals Attempted		
Season	7, 2x, last JACKSON ST. (11/22/24)	
Career	9, KANSAS STATE (2/3/24)	
3-Point Field Goals		
Season	-	
Career	-	
3-Point Field Goals Attempted		
Season	2, JACKSON STATE (11/22/24)	
Career	2, JACKSON STATE (11/22/24)	
Free Throws		
Season	2, 2x last BUCKNELL (11/9/24)	
Career	8, WEST VIRGINIA (1/27/24)	
Free Throws Attempted		
Season	2, 2x last BUCKNELL (11/9/24)	
Career	12, BYU (2/17/24)	
Assists		
Season	6, JACKSON STATE (11/22/24)	
Career	6, 2x, last JACKSON ST. (11/22/24)	
Steals		
Season	3, JACKSON STATE (11/22/24)	
Career	4, WEST VIRGINIA (1/27/24)	
Blocked Shots		
Season	3, JACKSON STATE (11/22/24)	
Career	6, HOUSTON CHRISTIAN (11/24/23)	
Minutes Played		
Season	23, JACKSON STATE (11/22/24)	
Career	38, BAYLOR (1/6/24)	
MISCELLANEOUS		
	2024-25	CAREER*
Dunks	4	26
Double-Figure Scoring Games	0	10
Double-Figure Rebounding Games	0	2
Games With Double-Double	0	1
Games Led UK in Scoring	0	2
Games Led UK in Rebounding	1	13
Games Led UK in Assists	1	4
Games Led UK in Steals	1	10
Games Led UK in Blocks	2	21
Games With 3+ Assists	3	8
Games With 3+ Blocks	1	9
Games With 3+ Steals	1	2
Games With 3+ Three-Pointers	0	0
*includes Oklahoma State statistics		

- Played 23 minutes vs. Jackson State finishing with eight boards, six points, six assists, three blocks and three steals. His six assists tied a career-high
- Had eight points, five boards and a pair of blocks vs. Lipscomb
- Tallied eight points, all in the second half, in comeback win over No. 6 Duke in the Champions Classic
- Contributed six points, five boards, three assists and a blocked shot in the win over Bucknell
- Scored six points and dished out a team-high-tying five assists vs. Wright State, while also snatching four boards and two steals
- Spent his freshman season at Oklahoma State, starting the final 29 games of the season and averaging 7.5 points to go with 5.3 rebounds
- Had 47 total blocks, the fifth-most ever by a Cowboy freshman
- Increased his production during conference play, averaging 9.9 points in Big 12 action, including three 20-point outings
- 2023 McDonald's High School All-American
- Ranked as high as No. 30 by Rivals as a high school prospect and was also inside the top 50 in rankings by 247Sports, ESPN and On3
- 2023 Gatorade and MaxPreps Player of the Year in the state of Oklahoma

Game-By-Game Statistics

Opponent	Date	GS	Min	FG-A	Pct.	3FG-A	Pct.	FT-A	Pct.	Off-Def-Tot	PF	Ast	TO	Blk	Stl	Pts
WRIGHT STATE	11/4		19	2-6	.333	0-0	.000	2-2	1.000	2-2-4	4	5	0	0	2	6
BUCKNELL	11/9		19	2-6	.333	0-1	.000	2-2	1.000	3-2-5	1	3	0	1	0	6
vs. Duke	11/12		18	4-5	.800	0-0	.000	0-0	.000	1-3-4	3	2	1	1	1	8
LIPSCOMB	11/19		20	4-7	.571	0-1	.000	0-0	.000	2-3-5	3	1	1	2	0	8
JACKSON STATE	11/22		23	3-7	.429	0-2	.000	0-0	.000	1-7-8	1	6	2	3	3	6

Career Statistics

Year	GP-GS	Min-Avg	FG-FGA	Pct	3FG-FGA	Pct	FT-FTA	Pct	Off-Def-Tot-Avg	PF-FO	Ast	TO	Blk	Stl	Pts	Avg
2023-24	32-29	721-22.5	91-159	.572	0-0	.000	59-91	.648	43-125-168-5.3	89-3	47	52	47	26	241	7.5
2024-25	5-0	98-19.6	15-31	.484	0-4	.000	4-4	1.000	9-17-26-5.2	12-0	17	4	7	6	34	6.8
TOTAL	37-29	825-22.3	106-190	.558	0-4	.000	63-95	.663	52-143-195-5.3	101-3	64	57	54	32	275	7.4

11

TRAVIS PERRY

Fr. | Guard | 6-1 | 178 | Eddyville, Ky. | Lyon County HS



2024-25 SEASON/CAREER HIGHS

Points		
Season	5, JACKSON STATE (11/22/24)	
Career	5, JACKSON STATE (11/22/24)	
Rebounds		
Season	2, WRIGHT STATE (11/4/24)	
Career	2, WRIGHT STATE (11/4/24)	
Field Goals		
Season	1, 2x, last JACKSON ST. (11/22/24)	
Career	1, 2x, last JACKSON ST. (11/22/24)	
Field Goals Attempted		
Season	3, LIPSCOMB (11/19/24)	
Career	3, LIPSCOMB (11/19/24)	
3-Point Field Goals		
Season	1, JACKSON STATE (11/22/24)	
Career	1, JACKSON STATE (11/22/24)	
3-Point Field Goals Attempted		
Season	1, 3x last JACKSON ST. (11/22/24)	
Career	1, 3x last JACKSON ST. (11/22/24)	
Free Throws		
Season	2, JACKSON STATE (11/22/24)	
Career	2, JACKSON STATE (11/22/24)	
Free Throws Attempted		
Season	2, JACKSON STATE (11/22/24)	
Career	2, JACKSON STATE (11/22/24)	
Assists		
Season	1, BUCKNELL (11/9/24)	
Career	1, BUCKNELL (11/9/24)	
Steals		
Season	1, BUCKNELL (11/9/24)	
Career	1, BUCKNELL (11/9/24)	
Blocked Shots		
Season	-	
Career	-	
Minutes Played		
Season	7, LIPSCOMB (11/19/24)	
Career	7, LIPSCOMB (11/19/24)	

MISCELLANEOUS	2024-25	CAREER
Dunks	0	0
Double-Figure Scoring Games	0	0
Double-Figure Rebounding Games	0	0
Games With Double-Double	0	0
Games Led UK in Scoring	0	0
Games Led UK in Rebounding	0	0
Games Led UK in Assists	0	0
Games Led UK in Steals	0	0
Games Led UK in Blocks	0	0
Games With 3+ Assists	0	0
Games With 3+ Blocks	0	0
Games With 3+ Steals	0	0
Games With 3+ Three-Pointers	0	0

- Set new career high with five points against Jackson State, including his first made 3-pointer
- Scored his first points in the win over Lipscomb
- Made first college appearance vs. Wright State, playing the final 3:30 of the contest and grabbing two rebounds
- Picked up two steals in six minutes of action in exhibition victory over Minnesota State
- Played 15 minutes and contributed five points, five boards, three assists and a steal in the exhibition vs. Kentucky Wesleyan
- All-time leading scorer in Kentucky high school basketball history with 5,381 points while playing for Lyon County
- Won state championship with Lyon Country his senior year and was named Sweet 16 MVP
- 2024 Mr. Kentucky Basketball and two-time Gatorade State Player of the Year
- Four-star prospect ranked as high as No. 75 by Rivals and No. 77 by ESPN and 247Sports

Game-By-Game Statistics

Opponent	Date	GS	Min	FG-A	Pct.	3FG-A	Pct.	FT-A	Pct.	Off-Def-Tot	PF	Ast	TO	Blk	Stl	Pts
WRIGHT STATE	11/4	4	0-2	.000	0-1	.000	0-0	.000	1-1-2	0	0	0	0	0	0	0
BUCKNELL	11/9	3	0-0	.000	0-0	.000	0-0	.000	0-0-0	0	1	0	0	1	0	0
vs. Duke	11/12	DNP														
LIPSCOMB	11/19	7	1-3	.333	0-1	.000	0-0	.000	0-0-0	2	0	1	0	0	0	2
JACKSON STATE	11/22	6	1-2	.500	1-1	1.000	2-2	1.000	0-1-1	0	0	0	0	0	0	5


Career Statistics

Year	GP-GS	Min-Avg	FG-FGA	Pct	3FG-FGA	Pct	FT-FTA	Pct	Off-Def-Tot-Avg	PF-FO	Ast	TO	Blk	Stl	Pts	Avg
2024-25	4-0	19-4.8	2-7	.286	1-3	.333	2-2	1.000	1-2-3-0.8	2-0	1	1	0	1	7	1.8
TOTAL	4-0	19-4.8	2-7	.286	1-3	.333	2-2	1.000	1-2-3-0.8	2-0	1	1	0	1	7	1.8

13

GRANT DARBYSHIRE

Jr. | Guard | 6-2 | 188 | Cincinnati | Sycamore HS



2024-25 SEASON/CAREER HIGHS

Points		
Season	-	
Career	-	
Rebounds		
Season	-	
Career	-	
Field Goals		
Season	-	
Career	-	
Field Goals Attempted		
Season	-	
Career	-	
3-Point Field Goals		
Season	-	
Career	-	
3-Point Field Goals Attempted		
Season	-	
Career	-	
Free Throws		
Season	-	
Career	-	
Free Throws Attempted		
Season	-	
Career	-	
Assists		
Season	-	
Career	-	
Steals		
Season	-	
Career	-	
Blocked Shots		
Season	-	
Career	-	
Minutes Played		
Season	-	
Career	1, 4x last at Vanderbilt (2/6/23)	
MISCELLANEOUS	2024-25 CAREER	
Dunks	0	0
Double-Figure Scoring Games	0	0
Double-Figure Rebounding Games	0	0
Games With Double-Double	0	0
Games Led UK in Scoring	0	0
Games Led UK in Rebounding	0	0
Games Led UK in Assists	0	0
Games Led UK in Steals	0	0
Games Led UK in Blocks	0	0
Games With 3+ Assists	0	0
Games With 3+ Blocks	0	0
Games With 3+ Steals	0	0
Games With 3+ Three-Pointers	0	0

- One of two returning members from the 2023-24 roster
- Appeared in four games as a sophomore last season seeing action against Marshall, Louisville, Illinois State and Vanderbilt
- Served as the captain for Sycamore High School his senior year and helped lead the team to the Greater Miami Conference Championship
- Was a summa cum laude graduate and National Merit Scholar Com-mended, a member of the National Honor Society and the Spanish National Honor Society

Game-By-Game Statistics

Opponent	Date	GS	Min	FG-A	Pct.	3FG-A	Pct.	FT-A	Pct.	Off-Def-Tot	PF	Ast	TO	Blk	Stl	Pts
WRIGHT STATE																
BUCKNELL																
vs. Duke																
LIPSCOMB																
JACKSON STATE																

Career Statistics

Year	GP-GS	Min-Avg	FG-FGA	Pct	3FG-FGA	Pct	FT-FTA	Pct	Off-Def-Tot-Avg	PF-FO	Ast	TO	Blk	Stl	Pts	Avg
2023-24	4-0	3.0-7	0-0	.000	0-0	.000	0-0	.000	0-0-0-0.0	0-0	0	0	0	0	0	0.0
Career	4-0	3.0-7	0-0	.000	0-0	.000	0-0	.000	0-0-0-0.0	0-0	0	0	0	0	0	0.0

15 ANSLEY ALMONOR

Sr. | Forward | 6-7 | 232 | Spring Valley, N.Y. | Fairleigh Dickinson



2024-25 SEASON/CAREER HIGHS*

Points		
Season	11, WRIGHT STATE (11/4/24)	
Career	30, at Le Moyne (2/24/24)	
Rebounds		
Season	4, BUCKNELL (11/9/24)	
Career	10, at Buffalo (11/6/23)	
Field Goals		
Season	5, WRIGHT STATE (11/4/24)	
Career	11, vs. Jacksonville (11/25/23)	
Field Goals Attempted		
Season	8, BUCKNELL (11/9/24)	
Career	20, vs. Jacksonville (11/25/23)	
3-Point Field Goals		
Season	2, 2x, last JACKSON ST. (11/22/24)	
Career	6, 5x last at C. Connecticut (1/25/24)	
3-Point Field Goals Attempted		
Season	6, BUCKNELL (11/9/24)	
Career	12, 2x last at C. Connecticut (1/25/24)	
Free Throws		
Season	3, LIPSCOMB (11/19/24)	
Career	9, at Stonehill (1/19/24)	
Free Throws Attempted		
Season	3, LIPSCOMB (11/19/24)	
Career	9, at Stonehill (1/19/24)	
Assists		
Season	1, 2x, last vs. Duke (11/12/24)	
Career	4, 5x last at Sacred Heart (2/22/24)	
Steals		
Season	-	
Career	2, 6x last LONG ISLAND (2/1/24)	
Blocked Shots		
Season	2, BUCKNELL (11/9/24)	
Career	3, 3x last at Long Island (2/15/24)	
Minutes Played		
Season	15, JACKSON STATE (11/22/24)	
Career	39, at Long Island (2/15/24)	
MISCELLANEOUS		
	2024-25	CAREER*
Dunks	0	6
Double-Figure Scoring Games	2	55
Double-Figure Rebounding Games	0	1
Games With Double-Double	0	0
Games Led UK in Scoring	0	26
Games Led UK in Rebounding	0	12
Games Led UK in Assists	0	8
Games Led UK in Steals	0	4
Games Led UK in Blocks	1	35
Games With 3+ Assists	0	15
Games With 3+ Blocks	0	3
Games With 3+ Steals	0	0
Games With 3+ Three-Pointers	0	34
<i>*includes Fairleigh Dickinson statistics</i>		

- Scored 10 points and had two made 3s in win over Jackson State
- Has made at least one 3-pointer in 28 straight games
- Tallied nine points and led the Cats with two blocks vs. Bucknell
- Was one of six Wildcats in double-figures in season-opening win over Wright State, finishing with 11 points on 5-of-7 shooting
- Spent first three seasons of college career at Fairleigh Dickinson where he was a 1,000-point scorer
- First-Team All-NEC in 2023-24 averaging 16.4 points per game and draining 93 3-pointers, tying a single-season FDU record and leading the conference in made threes
- Was the NEC's Most Improved Player, a Third Team All-NEC selection and a member of the NEC All-Tournament Team in 2022-23
- Was part of FDU team that became just the second-ever No. 16 seed to knock off a No. 1 seed in the NCAA Tournament as the Knights beat Purdue in the first round of the 2023 NCAA Tournament
- Made 180 threes while at Fairleigh Dickinson, the fourth most in program history

Game-By-Game Statistics

Opponent	Date	GS	Min	FG-A	Pct.	3FG-A	Pct.	FT-A	Pct.	Off-Def-Tot	PF	Ast	TO	Blk	Stl	Pts
WRIGHT STATE	11/4		13	5-7	.714	1-3	.333	0-0	.000	0-2-2	1	1	0	0	0	11
BUCKNELL	11/9		14	3-8	.375	2-6	.333	1-2	.500	4-0-4	0	0	0	2	0	9
vs. Duke	11/12		10	1-2	.500	1-2	.500	0-0	.000	0-0-0	1	1	0	0	0	3
LIPSCOMB	11/19		12	1-2	.500	1-2	.500	3-3	1.000	0-2-2	2	0	0	0	0	6
JACKSON STATE	11/22		15	3-6	.500	2-5	.400	2-2	1.000	0-3-3	2	0	1	0	0	10

Career Statistics

Year	GP-GS	Min-Avg	FG-FGA	Pct	3FG-FGA	Pct	FT-FTA	Pct	Off-Def-Tot-Avg	PF-FO	Ast	TO	Blk	Stl	Pts	Avg
2021-22	24-4	232-9.7	30-63	.476	12-35	.343	11-15	.733	12-29-41-1.7	23-0	6	9	4	3	83	3.5
2022-23	36-34	1003-27.9	173-399	.434	75-197	.381	68-79	.861	53-119-172-4.8	106-4	49	60	24	20	489	13.6
2023-24	32-31	1025-32.0	178-408	.436	93-236	.394	76-95	.800	28-134-162-5.1	72-0	54	50	22	15	525	16.4
2024-25	5-0	64-12.7	13-25	.520	7-18	.389	6-7	.857	4-7-11-2.2	6-0	2	1	2	0	39	7.8
TOTAL	97-69	2324-24.0	394-895	.440	187-486	.385	161-196	.821	97-289-386-4.0	207-4	111	120	52	38	1136	11.7



WALKER HORN

Jr. | Guard | 6-3 | 183 | Austin, Texas | Westlake HS



2024-25 SEASON/CAREER HIGHS

Points		
Season	-	
Career	-	
Rebounds		
Season	-	
Career	1, S. CAROLINA ST. (11/17/22)	
Field Goals		
Season	-	
Career	-	
Field Goals Attempted		
Season	-	
Career	1, NORTH FLORIDA (11/23/22)	
3-Point Field Goals		
Season	-	
Career	-	
3-Point Field Goals Attempted		
Season	-	
Career	1, NORTH FLORIDA (11/23/22)	
Free Throws		
Season	-	
Career	-	
Free Throws Attempted		
Season	-	
Career	-	
Assists		
Season	-	
Career	1, S. CAROLINA ST. (11/17/22)	
Steals		
Season	-	
Career	-	
Blocked Shots		
Season	-	
Career	-	
Minutes Played		
Season	1, 2x, last JACKSON ST. (11/22/24)	
Career	2, 5x, last at Louisville (12/21/23)	
MISCELLANEOUS	2024-25 CAREER*	
Dunks	0	0
Double-Figure Scoring Games	0	0
Double-Figure Rebounding Games	0	0
Games With Double-Double	0	0
Games Led UK in Scoring	0	0
Games Led UK in Rebounding	0	0
Games Led UK in Assists	0	0
Games Led UK in Steals	0	0
Games Led UK in Blocks	0	0
Games With 3+ Assists	0	0
Games With 3+ Blocks	0	0
Games With 3+ Steals	0	0
Games With 3+ Three-Pointers	0	0

- Played final minute vs. Jackson State
- Played final minute in win over Wright State to begin the season
- Contributed an assist against Minnesota State in exhibition win
- Dished out an assist and snared a steal in two minutes of exhibition vs. Kentucky Wesleyan
- One of two returning members from the 2023-24 roster
- Has appeared in eight games in college career including four last season
- Son of Darrin Horn, the current head men's basketball coach at Northern Kentucky University
- State semifinalist at Westlake as a senior, helping team to a 38-2 record while averaging 9.3 points, 5.2 assists and 2.4 rebounds
- Graduated high school cum laude and was a recipient of a Kentucky Provost Academic Scholarship

Game-By-Game Statistics

Opponent	Date	GS	Min	FG-A	Pct.	3FG-A	Pct.	FT-A	Pct.	Off-Def-Tot	PF	Ast	TO	Blk	Stl	Pts
WRIGHT STATE	11/4	1	0-0	.000	0-0	.000	0-0	.000	0-0-0	0	0	0	0	0	0	0
BUCKNELL	11/9	DNP														
vs. Duke	11/12	DNP														
LIPSCOMB	11/19	DNP														
JACKSON STATE	11/22	1	0-0	.000	0-0	.000	0-0	.000	0-0-0	0	0	0	0	0	0	0

Career Statistics

Year	GP-GS	Min-Avg	FG-FGA	Pct	3FG-FGA	Pct	FT-FTA	Pct	Off-Def-Tot-Avg	PF-FO	Ast	TO	Blk	Stl	Pts	Avg
2022-23	4-0	8-2.0	0-1	.000	0-1	.000	0-0	.000	0-1-1-0.3	1-0	1	4	0	0	0	0.0
2023-24	4-0	3-0.8	0-0	.000	0-0	.000	0-0	.000	0-0-0-0.0	0-0	0	0	0	0	0	0.0
2024-25	2-0	2-1.0	0-0	.000	0-0	.000	0-0	.000	0-0-0-0.0	0-0	0	0	0	0	0	0.0
TOTAL	10-0	13-1.3	0-1	.000	0-1	.000	0-0	.000	0-1-1-0.1	1-0	1	4	0	0	0	0.0

22 AMARI WILLIAMS

Gr. | Center | 7-0 | 265 | Nottingham, England | Drexel



2024-25 SEASON/CAREER HIGHS*		
Points		
Season	13, BUCKNELL (11/9/24)	
Career	23, at Elon (1/28/23)	
Rebounds		
Season	14, BUCKNELL (11/9/24)	
Career	19, UNC WILMINGTON (2/24/22)	
Field Goals		
Season	5, 2x last BUCKNELL (11/9/24)	
Career	9, 2x last at Col. of Charleston (2/10/24)	
Field Goals Attempted		
Season	12, vs. Duke (11/12/24)	
Career	18, at College of Charleston (2/10/24)	
3-Point Field Goals		
Season	-	
Career	1, 8x last vs. Villanova (12/2/23)	
3-Point Field Goals Attempted		
Season	-	
Career	3, at Northeastern (1/14/23)	
Free Throws		
Season	4, vs. Duke (11/12/24)	
Career	9, 2x last MONMOUTH (1/18/24)	
Free Throws Attempted		
Season	6, WRIGHT STATE (11/4/24)	
Career	13, MONMOUTH (1/18/24)	
Assists		
Season	3, 2x, last JACKSON ST. (11/22/24)	
Career	6, PENN ST.-GR. ALLEGHENY (12/18/23)	
Steals		
Season	1, WRIGHT STATE (11/4/24)	
Career	4, 2x last LAFAYETTE (11/30/22)	
Blocked Shots		
Season	2, 3x last JACKSON ST. (11/22/24)	
Career	6, 3x last at Old Dominion (11/26/23)	
Minutes Played		
Season	20, 4x, last LIPSCOMB (11/19/24)	
Career	35, 2x last TOWSON (2/11/23)	
MISCELLANEOUS		
	2024-25	CAREER*
Dunks	8	96
Double-Figure Scoring Games	3	66
Double-Figure Rebounding Games	3	33
Games With Double-Double	2	26
Games Led UK in Scoring	0	27
Games Led UK in Rebounding	5	67
Games Led UK in Assists	1	17
Games Led UK in Steals	0	35
Games Led UK in Blocks	3	79
Games With 3+ Assists	2	29
Games With 3+ Blocks	0	29
Games With 3+ Steals	0	6
Games With 3+ Three-Pointers	0	0
<i>*includes Drexel statistics</i>		

- Has led or co-led the team in rebounds in every game this season
- Grabbed eight rebounds vs. Jackson State and blocked two shots while adding three assists
- Registered his third game with double-digit boards, snaring 11 and adding nine points in the win over Lipscomb
- Had a team-best eight rebounds, while also scoring 10 points and swatting two shots in win over No. 6 Duke
- Notched a second double-double with 13 points and 14 rebounds in the win over Bucknell
- Registered a double-double in UK debut, going for 12 points and 13 rebounds vs. Wright State
- Had 12 points, a team-high-tying six assists, five rebounds and a blocked shot in 20 minutes vs. Kentucky Wesleyan
- Scored 15 points and had six rebounds in Blue-White preseason event
- Played four seasons at Drexel where he was the first ever player to be named CAA Defensive Player of the Year in three straight seasons (2022, 2023, 2024) and a 1,000-point scorer
- First Team All-CAA in 2023-24 after averaging 12.2 points, 7.8 rebounds and 1.8 blocks
- First Team All-CAA pick in 2022-23 when he averaged a career-best 13.7 points per game to go along with 69 assists, 67 blocks and 41 steals
- Finished Drexel career with 186 blocks, fifth all-time in school history
- Third Team All-CAA in 2021-22 as a sophomore

Game-By-Game Statistics


Opponent	Date	GS	Min	FG-A	Pct.	3FG-A	Pct.	FT-A	Pct.	Off-Def-Tot	PF	Ast	TO	Blk	Stl	Pts
WRIGHT STATE	11/4	*	20	5-6	.833	0-0	.000	2-6	.333	1-12-13	2	3	4	1	1	12
BUCKNELL	11/9	*	20	5-8	.625	0-0	.000	3-5	.600	5-9-14	1	2	5	1	0	13
vs. Duke	11/12	*	20	3-12	.250	0-0	.000	4-5	.800	3-5-8	0	2	1	2	0	10
LIPSCOMB	11/19	*	20	4-5	.800	0-0	.000	1-3	.333	3-8-11	1	2	2	2	0	9
JACKSON STATE	11/22	*	17	2-3	.667	0-0	.000	0-0	.000	1-7-8	0	3	0	2	0	4

Career Statistics

Year	GP-GS	Min-Avg	FG-FGA	Pct	3FG-FGA	Pct	FT-FTA	Pct	Off-Def-Tot-Avg	PF-FO	Ast	TO	Blk	Stl	Pts	Avg
2020-21	15-0	60-4.0	6-14	.429	0-2	.000	4-7	.571	2-13-15-1.0	8-0	9	5	5	1	16	1.1
2021-22	28-17	577-20.6	98-188	.521	3-6	.500	67-106	.632	63-141-204-7.3	56-2	31	51	57	17	266	9.5
2022-23	30-30	820-27.3	156-298	.523	4-15	.267	94-155	.606	64-200-264-8.8	51-0	69	86	67	41	410	13.7
2023-24	32-32	731-22.8	139-269	.517	1-3	.333	110-168	.655	79-170-249-7.8	45-0	62	76	57	27	389	12.2
2024-25	5-5	97-19.4	19-34	.559	0-0	.000	10-19	.526	13-41-54-10.8	4-0	12	12	8	1	48	9.6
TOTAL	110-84	2288-20.8	418-803	.521	8-26	.308	285-455	.626	221-565-786-7.1	164-2	183	230	194	87	1129	10.3

77 KERR KRIISA

Sr. | Guard | 6-3 | 190 | Tartu, Estonia | West Virginia



2024-25 SEASON/CAREER HIGHS*

Points		
Season	6, 2x, last vs. Duke (11/12/24)	
Career	25, at Kansas State (2/26/24)	
Rebounds		
Season	4, BUCKNELL (11/9/24)	
Career	11, SOUTHERN (11/11/22)	
Field Goals		
Season	2, 2x, last vs. Duke (11/12/24)	
Career	8, 2x last at Kansas State (2/26/24)	
Field Goals Attempted		
Season	9, vs. Duke (11/12/24)	
Career	20, at Kansas State (2/26/24)	
3-Point Field Goals		
Season	2, 2x, last vs. Duke (11/12/24)	
Career	7, at Utah (2/24/22)	
3-Point Field Goals Attempted		
Season	7, vs. Duke (11/12/24)	
Career	15, vs. UMass (12/16/23)	
Free Throws		
Season	-	
Career	6, 3x last at Arizona State (12/31/22)	
Free Throws Attempted		
Season	-	
Career	7, at Arizona State (12/31/22)	
Assists		
Season	12, BUCKNELL (11/9/24)	
Career	12, 2x last BUCKNELL (11/9/24)	
Steals		
Season	1, 2x last LIPSCOMB (11/19/24)	
Career	4, vs. Michigan (11/21/21)	
Blocked Shots		
Season	1, 2x, last JACKSON ST. (11/22/24)	
Career	1, 7x last JACKSON ST. (11/22/24)	
Minutes Played		
Season	21, BUCKNELL (11/9/24)	
Career	40, at Kansas State (2/26/24)	
MISCELLANEOUS		
	2024-25	CAREER*
Dunks	0	0
Double-Figure Scoring Games	0	47
Double-Figure Rebounding Games	0	2
Games With Double-Double	0	4
Games Led UK in Scoring	0	10
Games Led UK in Rebounding	0	3
Games Led UK in Assists	4	62
Games Led UK in Steals	1	23
Games Led UK in Blocks	0	0
Games With 3+ Assists	3	78
Games With 3+ Blocks	0	0
Games With 3+ Steals	0	5
Games With 3+ Three-Pointers	0	42
<i>*includes Arizona/West Virginia statistics</i>		

- Had team-leading seven assists in win over Jackson State
- Hit a pair of 3-point shots to help Wildcats defeat No. 6 Duke in Champions Classic
- Drained a pair of 3s to couple with a game-high and career-high-tying 12 assists against Bucknell
- Shared team lead with five assists in season-opener vs. Wright State
- Played at West Virginia in 2023-24, averaging 11.0 points and 4.7 assists per game while hitting 61 3s at a 42.4% clip
- Played first three seasons of college career at Arizona
- Led the Pac-12 in total assists in back-to-back seasons (2022 and 2023), the first Pac-12 player to do so since Brandon Granville of USC in 2000 and 2001
- Had two triple-doubles while at Arizona, one of five players in Pac-12 history to record multiple triple-doubles
- First career triple-double came on Feb. 24, 2022 against Utah when he totaled 21 points, 10 rebounds and 10 assists. Posted second career triple-double on Nov. 11, 2022 against Southern with 14 points, 12 assists and 11 rebounds

Game-By-Game Statistics

Opponent	Date	GS	Min	FG-A	Pct.	3FG-A	Pct.	FT-A	Pct.	Off-Def-Tot	PF	Ast	TO	Blk	Stl	Pts
WRIGHT STATE	11/4	14	0-2	.000	0-2	.000	0-0	.000	1-0-1	0	5	1	0	1	0	
BUCKNELL	11/9	21	2-5	.400	2-5	.400	0-0	.000	1-3-4	2	12	2	1	0	6	
vs. Duke	11/12	17	2-9	.222	2-7	.286	0-0	.000	0-2-2	2	0	0	0	0	6	
LIPSCOMB	11/19	16	1-3	.333	1-3	.333	0-0	.000	0-1-1	1	2	1	0	1	3	
JACKSON STATE	11/22	12	0-2	.000	0-2	.000	0-0	.000	0-3-3	0	7	3	1	0	0	

Career Statistics

Year	GP-GS	Min-Avg	FG-FGA	Pct	3FG-FGA	Pct	FT-FTA	Pct	Off-Def-Tot-Avg	PF-FO	Ast	TO	Blk	Stl	Pts	Avg
2020-21	8-5	185-23.1	14-42	.333	14-38	.368	2-2	1.000	1-3-4-0.5	12-0	19	10	0	3	44	5.5
2021-22	33-31	975-29.5	100-287	.348	80-238	.336	40-49	.816	17-67-84-2.5	59-1	155	72	3	19	320	9.7
2022-23	35-34	1090-31.2	109-293	.372	83-227	.366	46-60	.767	12-71-83-2.4	82-2	180	91	1	20	347	9.9
2023-24	23-23	768-33.4	81-189	.429	61-144	.424	31-40	.775	1-56-57-2.5	58-2	109	67	1	19	254	11.0
2024-25	5-0	81-16.2	5-21	.238	5-19	.263	0-0	.000	2-9-11-2.2	5-0	26	7	2	2	15	3.0
TOTAL	104-93	3099-29.8	309-832	.371	243-666	.365	119-151	.788	33-206-239-2.3	216-5	489	247	7	63	980	9.4

BOX SCORES

GAME 1 #23/23 KENTUCKY 103, WRIGHT STATE 62



Official Basketball Box Score - Final
Wright St. at Kentucky
11/04/24 Rupp Arena, Lexington
2024-25 Men's Basketball

Game Time: 7:00 PM
Game Duration: 1:54
Attendance: 19,655

Officials: Todd Austin, Jason Baker, Michael Wallace

Wright St. - 62													Record: 0-1																			
NO.	Name	Min	FG	3P	FT	Rebounds	Fouls	TP	AS	TO	ST	Blocks	BS	BA	+/	Shooting By Period																
			M-A	M-A	M-A	OR	DR	PF	FD							1st	2nd	3rd	4th	FT	Reb	Fouls	TP	AS	TO	ST	Blk	BS	BA	+/		
14	Brandon Noel	F	33:30	8-21	1-8	3-3	2	6	8	0	4	20	0	2	1	0	0	0	0	0	0	0	0	0	0	0	0	0	0	0	-14	
33	Michael Imariagbe	F	12:45	0-2	0-0	1-2	1	1	2	1	2	1	1	0	0	0	0	0	0	0	0	0	0	0	0	0	0	0	0	0	-14	
3	Alex Hubregtse	G	33:54	6-12	2-7	2-3	0	3	3	1	3	16	2	2	0	0	0	0	0	0	0	0	0	0	0	0	0	0	0	0	-17	
4	Keaton Norris	G	26:54	0-9	0-3	0-0	1	0	1	3	1	0	3	1	2	0	0	0	0	0	0	0	0	0	0	0	0	0	0	0	-28	
21	Logan Woods	G	17:38	1-2	0-1	2-2	0	2	2	2	1	4	0	3	0	0	0	0	0	0	0	0	0	0	0	0	0	0	0	0	-14	
2	Drey Carter	F	17:16	1-3	1-2	0-0	1	0	1	0	0	0	3	1	0	0	0	0	0	0	0	0	0	0	0	0	0	0	0	0	-18	
13	Solomon Callaghan	F	18:26	7-9	1-3	0-0	0	2	2	1	1	15	0	1	0	0	0	0	0	0	0	0	0	0	0	0	0	0	0	0	-18	
22	Andrew Welage	F	14:04	1-6	0-3	0-0	3	1	4	1	0	2	1	1	0	0	0	0	0	0	0	0	0	0	0	0	0	0	0	0	-14	
23	Jack Doumbia	F	10:36	0-2	0-0	0-0	2	0	2	2	0	0	0	0	0	0	0	0	0	0	0	0	0	0	0	0	0	0	0	0	-19	
51	Andy Davis	F	12:47	0-1	0-0	1-2	2	1	3	1	2	1	0	0	0	0	0	0	0	0	0	0	0	0	0	0	0	0	0	0	-11	
15	Braden Grant	F	01:05	0-1	0-0	0-0	0	1	1	0	0	0	0	0	0	0	0	0	0	0	0	0	0	0	0	0	0	0	0	0	0	
24	Ben Southerland	F	01:05	0-0	0-0	0-0	0	0	1	1	0	0	0	0	0	0	0	0	0	0	0	0	0	0	0	0	0	0	0	0	0	
Team							1	1	2		0	0	0	0	0																	
Totals			24:68	5:27	9:12	11	21	32	12	14	62	8	12	4	1	4	-41															

Technical Fouls: NONE

Kentucky - 103													Record: 1-0																		
NO.	Name	Min	FG	3P	FT	Rebounds	Fouls	TP	AS	TO	ST	Blocks	BS	BA	+/	Shooting By Period															
			M-A	M-A	M-A	OR	DR	PF	FD							1st	2nd	3rd	4th	FT	Reb	Fouls	TP	AS	TO	ST	Blk	BS	BA	+/	
7	Andrew Carr	F	20:53	3-5	1-2	4-4	0	2	1	2	1	11	3	0	0	0	0	0	0	0	0	0	0	0	0	0	0	0	0	0	32
22	Amari Williams	F	19:56	5-6	0-0	2-6	1	12	13	3	2	13	3	4	1	0	0	0	0	0	0	0	0	0	0	0	0	0	0	0	30
00	Otega Owah	G	27:10	8-9	3-3	2-2	0	3	3	2	1	21	1	0	0	1	0	0	0	0	0	0	0	0	0	0	0	0	0	0	31
1	Lamont Butler	G	22:08	6-12	0-2	2-3	1	4	5	2	2	14	5	1	3	1	0	0	0	0	0	0	0	0	0	0	0	0	0	0	24
2	Jaxson Robinson	G	21:04	3-6	2-5	0-0	1	4	5	0	1	8	3	1	0	0	0	0	0	0	0	0	0	0	0	0	0	0	0	0	24
4	Koby Brea	F	20:08	7-8	4-4	0-0	0	2	2	0	0	18	2	0	0	0	0	0	0	0	0	0	0	0	0	0	0	0	0	0	14
10	Brandon Garrison	F	18:39	2-6	0-0	2-2	2	4	4	1	6	5	0	2	0	0	0	0	0	0	0	0	0	0	0	0	0	0	0	0	11
5	Collin Chandler	F	14:41	0-1	0-1	2-2	0	0	0	0	1	2	2	0	0	0	0	0	0	0	0	0	0	0	0	0	0	0	0	0	15
15	Ansley Almonor	F	12:54	5-7	1-3	0-0	0	2	2	1	0	11	1	0	0	0	0	0	0	0	0	0	0	0	0	0	0	0	0	0	6
77	Kerr Krisia	F	14:22	0-2	0-2	0-0	1	0	1	0	0	5	1	1	0	0	0	0	0	0	0	0	0	0	0	0	0	0	0	0	16
9	Trent Noah	G	03:30	0-1	0-1	0-0	0	1	1	0	0	0	0	0	0	0	0	0	0	0	0	0	0	0	0	0	0	0	0	0	1
11	Travis Perry	G	03:30	0-2	0-1	0-0	0	1	2	0	0	0	0	0	0	0	0	0	0	0	0	0	0	0	0	0	0	0	0	0	1
21	Walker Horn	F	01:05	0-0	0-0	0-0	0	0	0	0	0	0	0	0	0	0	0	0	0	0	0	0	0	0	0	0	0	0	0	0	0
Team							0	1	1		0	0	0	0	0																
Totals			39:65	11:24	14:19	7	34	41	14	12	103	30	7	11	4	1	41														

Technical Fouls: NONE

WSU		UKY		Points from		Turnovers		Paint		Second Chance		Fast Breaks		Bench	
1st	2nd	TOT	1st	2nd	TOT	1st	2nd	TOT	1st	2nd	TOT	1st	2nd	TOT	
0	44	44	0	18	18	26	56	10	8	5	36	21	37		
0	14	14	26	10	36	21	37								
1			5	36											
00:00	39:44		21	37											

GAME 3 #19/18 KENTUCKY 77, #6/6 DUKE 72



Official Basketball Box Score - Final
Duke at Kentucky
11/15/24 State Farm Arena, Atlanta
2024-25 Men's Basketball

Game Time: 9:00 PM
Game Duration: 2:20
Attendance: 16,107

Officials: Joe Lindsay, Ron Groover, Courtney Green

Duke - 72													Record: 2-1																		
NO.	Name	Min	FG	3P	FT	Rebounds	Fouls	TP	AS	TO	ST	Blocks	BS	BA	+/	Shooting By Period															
			M-A	M-A	M-A	OR	DR	PF	FD							1st	2nd	3rd	4th	FT	Reb	Fouls	TP	AS	TO	ST	Blk	BS	BA	+/	
2	Cooper Flagg	F	31:56	9-19	1-5	7-9	0	11	11	2	9	26	2	3	0	2	2	0	0	0	0	0	0	0	0	0	0	0	0	0	-8
9	Khaman Maluach	C	22:41	5-5	0-0	0-0	3	4	7	3	0	10	2	1	0	0	0	0	0	0	0	0	0	0	0	0	0	0	0	0	-8
1	Caleb Foster	F	28:34	2-10	0-5	0-1	1	3	4	3	2	4	4	2	2	0	0	0	0	0	0	0	0	0	0	0	0	0	0	0	-2
5	Tyrese Proctor	G	36:04	4-9	2-5	2-3	0	3	3	3	2	12	2	0	0	0	0	0	0	0	0	0	0	0	0	0	0	0	0	0	-9
7	Kon Knueppel	G	36:53	5-20	1-8	3-4	1	4	5	3	5	14	3	1	1	0	0	0	0	0	0	0	0	0	0	0	0	0	0	0	-5
6	Malik Brown	F	16:53	0-1	0-0	0-0	4	3	7	3	0	0	0	0	0	0	0	0	0	0	0	0	0	0	0	0	0	0	0	0	-8
14	Sion James	F	13:03	2-4	0-0	0-0	0	2	2	1	0	4	1	0	0	0	0	0	0	0	0	0	0	0	0	0	0	0	0	0	-1
18	Mason Gillis	F	13:56	1-3	0-1	0-0	1	2	3	1	0	2	0	0	0	0	0	0	0	0	0	0	0	0	0	0	0	0	0	0	0
Team							1	1	2		0	0	0	0																	
Totals			28:71	4:24	12:17	11	33	44	19	18	72	12	7	6	6	8	-5														

Technical Fouls: NONE

Kentucky - 77													Record: 3-0												
NO.	Name	Min	FG	3P	FT	Rebounds	Fouls	TP	AS	TO	ST	Blocks	BS	BA	+/	Shooting By Period									
			M-A	M-A	M-A	OR	DR	PF	FD							1st	2nd	3rd	4th	FT					

BOX SCORES

GAME 5

#9/11 KENTUCKY 108, JACKSON STATE 59

GAME 6

WKU AT KENTUCKY



Official Basketball Box Score - Final
Jackson St. at Kentucky
 11/22/24 Rupp Arena, Lexington
 2024-25 Men's Basketball

Game Time: 7:00 PM
 Game Duration: 1:48
 Attendance: 19,961

Officials: Jason Baker, Shaun Seales, Michael Swoboda

Jackson St. - 59

Record: 0-6

NO.	Name	Min	FG		3P		FT		Rebounds		Fouls		TP	AS	TO	ST	Blocks		+/-	Shooting By Period			
			M-A	M-A	M-A	M-A	OR	DR	TOT	PF	FD	BS					BA	1st		2nd	3rd		
3	Jayne Mitchell Jr.	22:36	2-9	2-6	1-2	0	4	4	0	1	7	1	2	0	1	0	0	0	0	-39	1st FG%	13-34	38.2%
7	Shannon Grant	25:13	3-5	0-0	2-4	1	4	5	3	3	8	0	3	0	3	0	1	0	-28	3PT%	1-9	11.1%	
13	Romelle Mansel	28:43	4-11	1-2	0-1	3	5	8	0	1	9	0	3	1	1	1	0	-34	FT%	3-7	42.9%		
1	Dorian McMillian	29:31	5-10	1-2	0-0	2	0	2	0	1	11	3	1	0	0	2	-33	2nd FG%	10-35	28.6%			
21	Marcus Watson Jr.	28:48	6-10	0-1	0-0	0	2	2	3	0	12	1	3	2	0	2	-38	3PT%	3-12	25.0%			
0	Tamarion Hoover	14:49	1-6	0-2	3-3	1	2	3	1	1	5	0	0	0	0	0	-18	FT%	6-11	54.5%			
14	Dylan Canoville	14:47	2-6	0-0	3-8	2	4	6	1	4	7	0	0	2	0	3	-21	GM FG%	23-69	33.3%			
20	Juan Reyna III	20:13	0-11	0-7	0-0	0	1	1	1	0	0	0	2	0	0	2	-18	3PT%	4-21	19.0%			
12	Deyle Williams	07:40	0-1	0-1	0-0	1	1	2	1	0	0	0	1	0	0	0	-9	FT%	9-18	50.0%			
55	Cowandric Samuel	07:40	0-0	0-0	0-0	0	1	1	0	0	0	1	1	0	0	0	-8	Dead Ball Rebounds:	5	0			
Team					3		6		0		0		1										
Totals			23-69	4-21	9-18	13	27	40	10	11	59	6	17	5	3	9	-49						

Technical Fouls: NONE

Kentucky - 108

Record: 5-0

NO.	Name	Min	FG		3P		FT		Rebounds		Fouls		TP	AS	TO	ST	Blocks		+/-	Shooting By Period			
			M-A	M-A	M-A	M-A	OR	DR	TOT	PF	FD	BS					BA	1st		2nd	3rd		
7	Andrew Carr	24:07	3-4	0-1	0-0	1	5	6	2	2	6	5	0	2	0	0	21	1st FG%	22-37	59.5%			
22	Amani Williams	17:20	2-3	0-0	0-0	1	7	8	0	0	4	3	0	0	2	0	25	3PT%	8-20	40.0%			
00	Otega Oweth	19:39	8-12	1-4	4-4	0	1	1	2	2	21	2	0	3	0	2	20	FT%	2-2	100%			
1	Lamont Butler	22:02	5-7	1-2	0-0	0	4	4	1	2	11	5	1	3	0	1	25	2nd FG%	19-34	55.9%			
2	Jaxson Robinson	21:50	5-13	4-10	0-0	0	1	1	1	0	14	1	1	1	0	0	21	3PT%	9-19	47.4%			
4	Koby Brea	22:40	8-11	5-8	1-2	1	1	2	1	1	22	0	1	0	1	0	18	FT%	7-8	87.5%			
10	Brandon Garrison	22:40	3-7	0-2	0-0	1	7	8	1	0	6	6	2	3	3	0	24	GM FG%	41-71	57.7%			
15	Anasley Almonor	15:02	3-6	2-5	2-2	0	3	3	2	1	10	0	1	0	0	28	3PT%	17-39	43.6%				
77	Kerr Kriisa	12:08	0-2	0-2	0-0	0	3	3	0	0	0	7	3	0	1	0	15	FT%	9-10	90.0%			
5	Collin Chandler	12:46	2-3	2-3	0-0	0	2	2	1	0	6	0	1	1	1	0	29	Dead Ball Rebounds:	0	0			
11	Travis Perry	05:50	1-2	1-1	2-2	0	1	1	0	2	5	0	0	0	0	9							
9	Trent Noah	02:55	1-1	1-1	0-0	0	0	0	0	0	3	0	0	0	1	0	10						
21	Walker Horn	00:51	0-0	0-0	0-0	0	0	0	0	0	0	0	0	0	0	0	0						
Team					0		2		2		0		0		0								
Totals			41-71	17-39	9-10	4	37	41	11	10	108	29	10	13	9	3	49						

Technical Fouls: NONE

	JSU	UKY	Points from		Turnovers		Period by Period Scoring			
Biggest lead	2 (1st 18:04)	51 (2nd 0:41)	JSU	UKY	1st	2nd	TOT			
Best Scoring Run	6 (2nd 3:58)	12 (2nd 0:41)	32	44	30	29	59			
Lead Changes	2		11	4	54	54	108			
Times Tied	1		7	43						
Time with Lead	00:16	38:04	12	52						

GAME 7

GEORGIA STATE AT KENTUCKY

GAME 8

KENTUCKY AT CLEMSON



2024-25 Kentucky Men's Basketball Combined Team Statistics All games

Game Records

Record	Overall	Home	Away	Neutral
ALL GAMES	5-0	4-0	0-0	1-0
CONFERENCE	0-0	0-0	0-0	0-0
NON-CONFERENCE	5-0	4-0	0-0	1-0

Score by Periods

Team	1st	2nd	OT	TOT
Kentucky	227	258	0	485
Opponents	157	176	0	333

Team Box Score

No.	Player				Total		3-Point		F-Throw		Rebounds											
		GP-GS	MIN	AVG	FG-FGA	FG%	3FG-3FGA	3FG%	FT-FTA	FT%	OFF	DEF	TOT	AVG	PF	DQ	A	TO	BLK	STL	PTS	AVG
00	OWEH, Otega	5-5	111:13	22.2	29-48	.604	7-15	.467	16-19	.842	4	15	19	3.8	10	0	8	4	4	10	81	16.2
4	BREA, Koby	5-0	113:06	22.6	28-41	.683	20-27	.741	4-5	.800	2	20	22	4.4	5	0	7	1	2	1	80	16.0
2	ROBINSON, Jaxson	5-5	116:24	23.3	20-47	.426	11-32	.344	6-9	.667	3	15	18	3.6	5	0	5	3	3	4	57	11.4
1	BUTLER, Lamont	5-5	104:16	20.9	22-41	.537	5-11	.455	7-11	.636	3	11	14	2.8	10	0	16	6	1	7	56	11.2
22	WILLIAMS, Amari	5-5	97:05	19.4	19-34	.559	0-0	.000	10-19	.526	13	41	54	10.8	4	0	12	12	8	1	48	9.6
7	CARR, Andrew	5-5	119:23	23.9	17-28	.607	3-7	.429	10-11	.909	7	15	22	4.4	7	0	12	5	2	2	47	9.4
15	ALMONOR, Ansley	5-0	63:39	12.7	13-25	.520	7-18	.389	6-7	.857	4	7	11	2.2	6	0	2	1	2	0	39	7.8
10	GARRISON, Brandon	5-0	98:08	19.6	15-31	.484	0-4	.000	4-4	1.000	9	17	26	5.2	12	0	17	4	7	6	34	6.8
5	CHANDLER, Collin	5-0	57:11	11.4	6-13	.462	3-9	.333	3-3	1.000	0	4	4	0.8	2	0	3	4	1	5	18	3.6
77	KRIISA, Kerr	5-0	80:60	16.2	5-21	.238	5-19	.263	0-0	.000	2	9	11	2.2	5	0	26	7	2	2	15	3.0
11	PERRY, Travis	4-0	19:14	4.8	2-7	.286	1-3	.333	2-2	1.000	1	2	3	0.8	2	0	1	1	0	1	7	1.8
9	NOAH, Trent	4-0	17:25	4.4	1-4	.250	1-4	.250	0-0	.000	0	2	2	0.5	2	0	0	2	1	1	3	0.8
21	HORN, Walker	2-0	01:56	1.0	0-0	.000	0-0	.000	0-0	.000	0	0	0	0.0	0	0	0	0	0	0	0	0.0
Team											4	15	19					1				
Total		5	1000		177-340	.521	63-149	.423	68-90	.756	52	173	225	45.0	70	0	109	51	33	40	485	97.0
Opponents		5	1000		130-348	.374	30-134	.224	43-65	.662	54	125	179	35.8	69	0	57	56	12	27	333	66.6

Team Statistics

	UK	OPP
Scoring	485	333
Points per game	97.0	66.6
Scoring margin	+30.4	-
Field goals-att	177-340	130-348
Field goal pct	.521	.374
3 point fg-att	63-149	30-134
3-point FG pct	.423	.224
3-pt FG made per game	12.6	6.0
Free throws-att	68-90	43-65
Free throw pct	.756	.662
F-Throws made per game	13.6	8.6
Rebounds	225	179
Rebounds per game	45.0	35.8
Rebounding margin	+9.2	-
Assists	109	57
Assists per game	21.8	11.4
Turnovers	51	56
Turnovers per game	10.2	11.2
Turnover margin	+1.0	-
Assist/turnover ratio	2.1	1.0
Steals	40	27
Steals per game	8.0	5.4
Blocks	33	12
Blocks per game	6.6	2.4
Winning streak	5	-
Home win streak	4	-
Attendance	78958	0
Home games-Avg/Game	4-19740	0-0
Neutral site-Avg/Game	-	1-16107

Team Results

Date	Opponent		Score	Att.
11/04/2024	Wright St.	W	103-62	19635
11/09/2024	Bucknell	W	100-72	20048
11/12/2024	vs Duke	W	77-72	16107
11/19/2024	Lipscomb	W	97-68	19314
11/22/2024	Jackson St.	W	108-59	19961



**2024-25 Kentucky Men's Basketball
Team Game-by-Game
All games**

Opponent	Date	Score	W	Total		3-Pointers		Free throws		Rebounds										
				FG-FGA	PCT	3FG-3FGA	PCT	FT-FTA	PCT	OFF	DEF	TOT	AVG	PF	A	TO	BLK	STL	PTS	AVG
Wright St.	11/04/2024	103-62	W	39-65	.600	11-24	.458	14-19	.737	7	34	41	41.0	14	30	7	4	11	103	103.0
Bucknell	11/09/2024	100-72	W	38-79	.481	13-36	.361	11-16	.688	22	35	57	49.0	13	23	15	6	9	100	101.5
vs Duke	11/12/2024	77-72	W	25-63	.397	10-25	.400	17-24	.708	10	33	43	47.0	18	17	11	8	4	77	93.3
Lipscomb	11/19/2024	97-68	W	34-62	.548	12-25	.480	17-21	.810	9	34	43	46.0	14	10	8	6	3	97	94.3
Jackson St.	11/22/2024	108-59	W	41-71	.577	17-39	.436	9-10	.900	4	37	41	45.0	11	29	10	9	13	108	97.0
Total		485		177-340	.521	63-149	.423	68-90	.756	52	173	225	45.0	70	109	51	33	40	485	97.0
Opponents		333		130-348	.374	30-134	.224	43-65	.662	54	125	179	35.8	69	57	56	12	27	333	66.6

Kentucky Averages

Games Played	Points/game	FG Pct	3FG Pct	FT Pct	Rebounds/game	Assists/game	Turnovers/game	Assist/Turnover ratio	Steals/game	Blocks/game
5	97.0	52.1	42.3	75.6	45.0	21.8	10.2	2.1	8.0	6.6



**2024-25 Kentucky Men's Basketball
Opponents Game-by-Game
All games**

Opponent	Date	Score	W	Total		3-Pointers		Free throws		Rebounds										
				FG-FGA	PCT	3FG-3FGA	PCT	FT-FTA	PCT	OFF	DEF	TOT	AVG	PF	A	TO	BLK	STL	PTS	AVG
Wright St.	11/04/2024	103-62	W	24-68	.353	5-27	.185	9-12	.750	11	21	32	32.0	12	8	12	1	4	62	62.0
Bucknell	11/09/2024	100-72	W	29-73	.397	12-33	.364	2-6	.333	12	23	35	33.5	14	18	14	1	8	72	67.0
vs Duke	11/12/2024	77-72	W	28-71	.394	4-24	.167	12-17	.706	11	33	44	37.0	19	12	7	6	6	72	68.7
Lipscomb	11/19/2024	97-68	W	26-67	.388	5-29	.172	11-12	.917	7	21	28	34.8	14	13	6	1	4	68	68.5
Jackson St.	11/22/2024	108-59	W	23-69	.333	4-21	.190	9-18	.500	13	27	40	35.8	10	6	17	3	5	59	66.6
Total		333		130-348	.374	30-134	.224	43-65	.662	54	125	179	35.8	69	57	56	12	27	333	66.6
Kentucky		485		177-340	.521	63-149	.423	68-90	.756	52	173	225	45.0	70	109	51	33	40	485	97.0

Opponents Averages

Games Played	Points/game	FG Pct	3FG Pct	FT Pct	Rebounds/game	Assists/game	Turnovers/game	Assist/Turnover ratio	Steals/game	Blocks/game
5	66.6	37.4	22.4	66.2	35.8	11.4	11.2	1.0	5.4	2.4