



WRIGHT STATE MEN'S BASKETBALL 2024-25 NOTES

Media Relations Contact: Nick Phillips
 Assistant Athletic Director, Communications
 O: (937) 775-2816 • C: (828) 301-7919
 nick.phillips@wright.edu

Three Horizon League Player of the Year Selections | Seven Horizon League Freshmen of the Year Selections
 Six Horizon League Coach of the Year Selections | Four NCAA Tournament Appearances

SCHEDULE AT A GLANCE

OCTOBER (0-0)

26 Wilmington (EX) W, 108-59

NOVEMBER (0-0)

4 at Kentucky ^E 7 PM
 6 Ohio Christian 7 PM
 9 at Miami (OH) 1 PM
 13 at Toledo 7 PM
 16 Central State 7 PM
 21 vs. Princeton ^{MBI} 8 PM
 22 vs. Bradley/Texas St. ^{MBI} 5/7:30 PM
 24 vs. TBD ^{MBI} TBA
 30 Air Force 7 PM

DECEMBER (0-0)

5 at Oakland * 7 PM
 7 at Detroit Mercy * 1 PM
 11 Marshall 7 PM
 18 Youngstown State * 7 PM
 21 at Eastern Michigan 2 PM
 29 at Cleveland State * 3 PM

JANUARY (0-0)

2 Green Bay * 7 PM
 9 Oakland * 7 PM
 12 at Robert Morris * 2 PM
 15 Purdue Fort Wayne * 7 PM
 18 at Northern Kentucky * TBA
 22 Milwaukee * 7 PM
 25 Detroit Mercy * + 1 PM
 30 at Youngstown State * 6:30 PM

FEBRUARY (0-0)

2 Robert Morris * 2 PM
 5 at Purdue Fort Wayne * 7 PM
 8 IU Indy * 7 PM
 14 at Milwaukee * TBA
 16 at Green Bay * 3 PM
 21 Northern Kentucky * 7 PM
 27 Cleveland State * 7 PM

MARCH (0-0)

1 at IU Indy * 2:30 PM
 4 vs. Horizon League First Round %
 6 vs. Horizon League Quarterfinals %
 10 vs. Horizon League Semifinals @
 11 vs. Horizon League Championship @

Home Games In Bold

* Horizon League Game I + Part of DH with WBB

E ESPN National Television Broadcast

MBI Myrtle Beach Invitational (Myrtle Beach, SC)

% Horizon League Championship/campus site game

@ Horizon League Championship/Indiana Farmers Coliseum



HORIZON LEAGUE.



NCAA BASKETBALL

GAME 1: WRIGHT STATE (0-0) AT KENTUCKY (0-0)

• Monday, November 4, 2024 •

• TV: ESPNU • Radio: 101.5 HANK FM / WING 1410 AM (Dayton, OH) •

• Dayton, OH • Rupp Arena (20,500) •

OPENING TIP

SARGE IN CHARGE

Clint Sargent was named the 10th men's basketball head coach in program history on March 29, 2024 after originally joining the Wright State coaching staff in 2016. Sargent served as the associate head coach the last three seasons prior to his promotion.

Since Sargent's arrival at Wright State ahead of the 2016-17 season, the Raiders have won a combined five Horizon League championships between regular season and tournament titles, including trips to the NCAA Tournament in 2018 and 2022. Wright State captured its first win in its NCAA Division I history in the 2022 tournament with a First Four victory over Bryant. Sargent has been heavily involved in the recruiting and development of Raider players during his time at Wright State.

RAIDER RETURNERS

Wright State returns eight letterwinners off its 2023-24 roster, led by mainstays Alex Huibregtse and Brandon Noel. Both players started 31 of 32 contests last season, each averaging 33.1 and 34.4 minutes per game, respectively.

Noel, the 2023 Horizon League Freshman of the Year, averaged 14.5 points and 8.0 rebounds last season as a redshirt sophomore while shooting 53.5 percent overall, while Huibregtse averaged 12.3 points and 3.8 rebounds last season as he shot 52.5 percent overall and 41.7 percent from three-point range.

BY THE NUMBERS

Final 2023-24 National Rankings

WRIGHT STATE

Statistic	Natl. Ranking	Value
Scoring Offense	4	86.5
Scoring Defense	346	81.2
Scoring Margin	96	5.3
FG Percentage	1	53.0
FT Percentage	38	75.7
FG Percentage Def.	334	47.4
3-Point FG/Game	T-236	6.8
3-PointFG Percentage	9	38.3
Rebound Margin	116	2.2
Rebounds Per Game	209	34.72
Assist/Turnover Ratio	55	1.40
Effective FG pct	2	0.586

KENTUCKY

Statistic	Natl. Ranking	Value
Scoring Offense	2	89.0
Scoring Defense	334	79.7
Scoring Margin	31	9.3
FG Percentage	6	49.5
FT Percentage	20	77.2
FG Percentage Def.	128	42.9
3-Point FG/Game	16	9.9
3-PointFG Percentage	1	40.9
Rebound Margin	173	0.8
Rebounds Per Game	T-72	37.61
Assist/Turnover Ratio	11	1.54
Effective FG pct	7	0.572

TOP RETURNING RAIDERS (2023-24 NUMBERS)



R.JR. // FORWARD
#14

BRANDON NOEL

Mins/Game: 34.4
 Points/Game: 14.5
 Shooting %: 53.5
 Shot Attempts: 166-310
 3pt Shooting %: 40.0
 3pt Shooting: 32-80
 Free Throw %: 79.8
 FT Attempts: 87-109
 Reb./Game: 8.0



R.SR. // GUARD
#3

ALEX HUIBREGTSE

Mins/Game: 33.1
 Points/Game: 12.3
 Shooting %: 52.5
 Shot Attempts: 149-284
 3pt Shooting %: 41.7
 3pt Shooting: 60-144
 Free Throw %: 82.9
 FT Attempts: 34-41
 Reb./Game: 3.8



GR. // GUARD
#22

ANDREW WELAGE

Mins/Game: 15.5
 Points/Game: 5.1
 Shooting %: 50.5
 Shot Attempts: 46-91
 3pt Shooting %: 45.2
 3pt Shooting: 28-62
 Free Throw %: 80.0
 FT Attempts: 12-15
 Reb./Game: 1.7



R.SO. // GUARD
#2

DREY CARTER

Mins/Game: 11.7
 Points/Game: 4.2
 Shooting %: 54.8
 Shot Attempts: 51-93
 3pt Shooting %: 15.4
 3pt Shooting: 2-13
 Free Throw %: 67.4
 FT Attempts: 29-43
 Reb./Game: 1.6



R.JR. // GUARD
#4

KEATON NORRIS

2022-23 Season Numbers

Mins/Game: 20.6
 Points/Game: 3.0
 Shooting %: 43.3
 Shot Attempts: 42-97
 3pt Shooting %: 27.8
 3pt Shooting: 10-36
 Free Throw %: 85.7
 FT Attempts: 6-7
 Reb./Game: 2.2

2024-25 WRIGHT STATE ROSTER

No.	Name	Pos.	Ht.	Wt.	Cl.	Hometown (Previous School)
2	Drey Carter	G	6-8	190	R-So.	Bellefontaine, OH (Westerville South)
3	Alex Huibregtse	G	6-3	195	R-Sr.	Grafton, WI (Grafton)
4	Keaton Norris	G	6-0	165	R-Jr.	Hilliard, OH (Hilliard Bradley)
5	Alex Bruskotter	G	6-8	210	Fr.	Shelby, OH (Shelby)
13	Solomon Callaghan	G	6-2	185	R-Fr.	Wadsworth, OH (Wadsworth)
14	Brandon Noel	F	6-8	235	R-Jr.	Lucasville, OH (Chillicothe)
15	Braden Grant	F	6-7	220	R-Jr.	Beavercreek, OH (Beavercreek/Cedarville)
20	Andrea Holden	F	6-6	205	Fr.	Hamilton, OH (Hamilton)
21	Logan Woods	G	6-5	180	R-So.	Fairfield, OH (Fairfield)
22	Andrew Welage	G	6-6	180	Gr.	Greensburg, IN (Greensburg)
23	Jack Doumbia	G	6-6	210	Sr.	Lanham, MD (Lanham Christian/Norfolk State)
24	Ben Southerland	F	6-7	210	R-So.	Cincinnati, OH (Sycamore/Liberty)
33	Michael Imariagbe	F	6-7	225	R-Sr.	Houston, TX (Alief Elsik/Houston Christian)
51	Ayden Davis	F/C	6-10	245	Fr.	Onsted, MI (Onsted)

COACHES AND STAFF

	POSITION / YEAR
Clint Sargent	Head Coach / Ninth Season (1st as HC) (South Dakota State, '11)
Travis Trice	Associate Head Coach / Fourth Season (Butler, '95)
Dan Beré	Associate Head Coach / Fourth Season (Indiana, '05, Indiana '09)
Jaaron Simmons	Assistant Coach / First Season (Ohio, '17/Michigan '21)
Cole Gentry	Assistant Coach / First Season (Wright State, '20/Colorado State '24)
Nick Goff	Director of Operations / Ninth Season (Nevada, '10/South Dakota St. '13)
LaShaunta' Jones	Athletic Trainer / Third Season (Wright State, 2003/Univ. of Phoenix, 2008)
Cole Pittsford	Dir. of Sports Performance / Eleventh Season (Trine, 2010/Ball State, 2012)
Nick Phillips	Assistant AD, Communications / Sixth Season (UNC Pembroke, 2012)

PRONUNCIATIONS

Alex <i>Bruskotter</i> - Bruh-skah-ter
Solomon <i>Callaghan</i> - Cal-uh-han
Jack <i>Doumbia</i> - DOOM-bee-uh
<i>Andrea</i> Holden - On-drey
Alex <i>Huibregtse</i> - Hugh-bricks
Michael <i>Imariagbe</i> - Eh-mar-ee-bay
Brandon <i>Noel</i> - Knoll (like roll)
Andrew <i>Welage</i> - Well-idge
Dan <i>Beré</i> - Bur-ray
<i>Jaaron</i> Simmons - Juh-ron

ROSTER DETAILS

BY POSITION

Guards (9)	Alex Bruskotter Drey Carter Jack Doumbia Andrea Holden Alex Huibregtse Keaton Norris Solomon Callaghan Andrew Welage Logan Woods
------------	--

Forwards (5)

Ayden Davis Braden Grant Michael Imariagbe Brandon Noel Ben Southerland

Centers (1)

Ayden Davis

BY STATE

Ohio (9)	Alex Bruskotter Solomon Callaghan Drey Carter Braden Grant Andrea Holden Brandon Noel Keaton Norris Ben Southerland Logan Woods
Indiana (1)	Andrew Welage
Maryland (1)	Jack Doumbia
Michigan (1)	Ayden Davis
Texas (1)	Michael Imariagbe
Wisconsin (1)	Alex Huibregtse

WRIGHT STATE 2024-25 MEDIA INFORMATION

WORKING CREDENTIALS: To request credentials, please contact Nick Phillips, Assistant Athletics Director for Communications (nick.phillips@wright.edu). All requests should be made as early as possible and should be limited to working press only. Requests for credentials will be reviewed on a case-by-case basis. The Athletic Communications office has the final authority on whether any individuals from any organization will be issued media credentials.

MEDIA ENTRANCE: Working media will gain access to the Nutter Center via the loading dock. The Media Room for working media will again be available pre-, post- and in-game, along with a pregame meal and beverages.

PHOTOGRAPHERS: Still and video photographers must remain at least 6 feet back from the playing court (denoted by a black marked line on each baseline) and also be aware of ticketed fans around them. Contact Nick Phillips with any questions.

RADIO COVERAGE: Radio broadcast permission must be obtained in advance from Nick Phillips. Official radio partners of visiting teams should work with their SID to communicate with Wright State in advance of the game(s). Wright State provides a courtesy ethernet line for the official radio partners of visiting teams. ISDN lines will not be readily available at the Nutter Center this season, but may be made available upon request. Inquiries about any accommodations should be made well in advance with Nick Phillips.

POSTGAME INTERVIEWS: All postgame press conferences with head coach Clint Sargent and select players, will be conducted in person will occur following a 10-minute cooling off period. Playing areas, team locker rooms and other team spaces are private areas and not open to media access. Wright State Athletic Communications representatives will be available to assist in postgame interviews. Interviews with the visiting team can be coordinated with the visiting SID and/or Nick Phillips.

WEEKLY MEDIA AVAILABILITY: Men's Basketball head coach Clint Sargent will hold his weekly media availability with the media in person this season when the team schedule allows, usually on a weekly basis. Select players may also be available at the weekly media availability. Contact Nick Phillips for any inquiries about the weekly media availability schedule.

PHOTOS/LOGOS/VIDEO REQUESTS: Media members wishing to obtain photos and logos related to Wright State Athletics should contact the communications office. In certain instances, Wright State Athletics may provide highlight footage of games or events.

WRIGHT STATE MEN'S BASKETBALL WEEKLY SCHEDULE / MEDIA AVAILABILITY

11/4

Monday

Season Opener

at Kentucky
Lexington, KY
7 p.m.
TV: ESPNU
Radio: 101.5 HANK FM / WING
1410 AM (Dayton, OH)

11/5

Tuesday

Practice

11/6

Wednesday

Home Opener

vs. Ohio Christian
Nutter Center
7 p.m.
TV: ESPN+
Radio: 101.5 HANK FM / WING
1410 AM (Dayton, OH)
-Postgame In-Person Interviews

11/7

Thursday

Practice

11/8

Friday

Practice

11/9

Saturday

at Miami (OH)
Oxford, OH
1 p.m.
TV: ESPN+
Radio: 101.5 HANK FM / WING
1410 AM (Dayton, OH)

11/10

Sunday

KNOW THE FOE

- **Kentucky** was 23-10 a season ago, falling to Horizon League foe Oakland in the opening round of the NCAA Tournament. Former Kentucky player Mark Pope takes over as head coach after John Calipari departed following the season.

- The Raiders have faced Kentucky four times previously, with the having meet inside Rupp Arena in three of the four previous contests, while they faced off in Cincinnati in November 1998.

-Wright State and Kentucky last met early in the 2015-16 season.

This will be the second time Wright State and Kentucky have opened the season against each other, joining the 1992-93 opener that was played on December 2.

EXHIBITION REWIND

Wright State rolled past visiting Wilmington 108-59 in exhibition action on Oct. 26 as all 14 Raiders saw action on the floor, none over 24 minutes, as Wright State shot 56.5 percent overall as a group and got scoring contributions from 12 different players. Logan Woods and Ayden Davis each finished with a game-best 13 points while Jack Doumbia and Alex Bruskotter each knocked in 12 points. Keaton Norris was the final Raider in double digits with 11 points, while five other players had between seven and nine points in the tune-up contest. Michael Imariagbe pulled down 10 rebounds to pace all players as Wright State saw 13 players grab at least one board and eight Raiders collected three or more rebounds.

NEW NORRIS?

Keaton Norris turned in 11 points in the Oct. 26 exhibition game, a mark that would have been good enough for a new career-high in points. Norris was 4-of-5 overall and a perfect 3-of-3 from deep in the exhibition, while his five assists in the tune-up were one off his career-best six helpers. Norris enters 2023-24 with seven career games with four or more assists.

FIRST IMPRESSIONS

In Wright State's Oct. 26 exhibition, seven players saw their first unofficial action for the Raiders, with the group combining for exactly half of the 108 total points (54) as they combined to grab 33 of Wright State's 57 total rebounds in the win.

NOEL NOTES

Brandon Noel had nine double-doubles last season (eight against Horizon League opponents) and closed the regular season with three consecutive double-doubles. Noel had double digit scoring outputs in 27 of 31 games last season. He enters the 2024-25 season with 20 career double-doubles (11 as in '22-23), with 16 of those efforts coming in Horizon League contests. He begins this season with 22 career double-digit rebound games and has recorded five or more rebounds 56 times in 64 career games.

POWER WINS

In the last eight seasons, Wright State has faced eight opponents currently in Power 4 conferences, adding a trio of postseason matchups. The Raiders have grabbed wins in three of the eight regular season matchups, while three of the eight losses have come by six or less points.

Over the last eight years, Wright State is 3-2 against current members of the ACC (Clemson, Georgia Tech, Louisville, NC State, SMU), 0-3 against the Big Ten (Penn State x2, Purdue), 0-1 against the Big 12 (Arizona) and 0-2 against the SEC (Mississippi State, Tennessee).

WINS:

Dec. 22, 2017 at Georgia Tech, 85-81
Dec. 21, 2021 at North Carolina State, 84-70
Nov. 12, 2022 at Louisville, 73-72

NEAR MISSES:

Nov. 21, 2018 vs. SMU, 77-76 (at Cancun Challenge)
Dec. 22, 2018 at No. 17 Mississippi State, 67-63
March 15, 2019 at Clemson, 75-69 (NIT First Rd.)

NOT ENTIRELY NEW TO THIS

New Wright State head coach Clint Sargent will officially be at the helm of the Raiders for the first time on Monday night at Kentucky, but Sargent has some familiarity leading the Raiders on the sideline. During the 2021-22 campaign, Sargent was forced to step in as acting head coach in place of Scott Nagy, who was sidelined due to COVID-19 protocols, with Sargent leading Wright State on Dec. 30, 2021 against Milwaukee and on Jan. 1, 2022 versus Green Bay. Sargent guided the Raiders to wins in both games, albeit victories that went on Nagy's coaching record.

Quick Facts

Location _____ Dayton, Ohio
Founded _____ 1967
Enrollment _____ 11,822
Nickname _____ Raiders
Colors _____ Hunter Green and Gold
Arena (Capacity) _____ Ervin J. Nutter Center (5,650)
Affiliation _____ NCAA Division I
Conference _____ Horizon League
President _____ Dr. Sue Edwards
Director of Athletics _____ Joylynn Brown
Senior Woman Administrator _____ Maigan Glass
Athletics Department Phone _____ (937) 775-2771
Athletics Department Fax _____ (937) 775-2368
Ticket Office _____ (937) 775-4934
Website _____ www.WSURaiders.com

Coaching Staff

Head Coach _____ Clint Sargent
Alma Mater _____ South Dakota State, '11
Record at Wright State / Seasons _____ 0-0 / 1st
Overall Record / Seasons _____ 0-0 / 1st
Best Way to Reach Coach _____ Through SID
Assoc. Head Coach _____ Travis Trice
Assoc. Head Coach _____ Dan Beré
Assistant Coach _____ Jaaron Simmons
Assistant Coach _____ Cole Gentry
Director of Operations _____ Nick Goff

2024-25 Team Information

2022-23 Overall Record _____ 18-14
Horizon League Record / Finish _____ 13-7 / t3rd
Home / Away / Neutral _____ 9-7 / 7-6 / 2-1
Postseason _____ none
Letterwinners Returning / Lost _____ 8 / 7
Newcomers (HS / TR) _____ 6 (3 / 3)

Athletic Communications Information

Asst. AD, Comm. / Primary _____ Nick Phillips
Office Phone _____ (937) 775-2816
Cell Phone _____ (828) 301-7919
Email _____ nick.phillips@wright.edu
Assistant Director _____ Jordan Wommack
Email _____ jordan.wommack@wright.edu
Mailing Address _____ Ervin J. Nutter Center
3640 Colonel Glenn Hwy.
Dayton, OH 45435

Social Media Information

Facebook _____ WSUMBB
_____ WSURaiders
Twitter _____ @WSU_MBB
_____ WSURaiders
Instagram _____ @wsu_MBB
_____ @wsuraiders

WELCOME TO THE NUTT HOUSE

Ever since its inaugural game – an 88-86 win over Tennessee State on December 1, 1990 – the Nutter Center has been a welcoming home for the Raiders over the years. In 2019-20, Wright State turned in a 14-2 mark at home in front of the Raider faithful, and since the Nutter Center's opening for the 1990-91 campaign, the Raiders have won over 300 games at home – a winning percentage above 70 percent.

Raiders All-Time at Home

(*updated through March 7, 2024)

	Overall	Division I Era	Division II Era	Horizon League Play
Site	Win-Loss (%)	Win-Loss (%)	Win-Loss (%)	Win-Loss (%)
NUTTER CENTER	371-146 (.718)	371-146 (.718)	N/A	193-89 (.684)
at Home (Overall)	634-194 (.766)	409-152 (.729)	223-41 (.845)	193-89 (.684)

NEW FACES IN NEW PLACES

JACK DOUMBIA

Jack Doumbia officially became the first player to join the Raider program under Clint Sargent, signing as a transfer in early May. Doumbia, a 6-6 wing player from Lanham, Maryland, joins the Raiders after spending the last two seasons at Norfolk State.

Doumbia played in 40 games over the last two seasons at Norfolk State, averaging 13.5 minutes per game while shooting 50.0 percent from the floor and pulling down 85 rebounds, including 58 on the defensive glass. He played at Tallahassee Community College in 2021-22, averaging 7.2 points and 4.3 rebounds, and began his collegiate career at Cloud County Community College in 2020-21, averaging 14.4 points and 5.7 rebounds before his season was cut short due to injury.

MICHAEL IMARIAGBE

Michael Imariagbe joined the program as a transfer in mid-May. Imariagbe, a 6-7 forward from Houston, Texas, joins the Raiders after spending last season at Houston Christian and has two seasons of eligibility remaining.

Imariagbe played in 29 games with 26 starts last season for Houston Christian, averaging 11.4 points and 8.5 rebounds per game with a 28.3 minutes per game average. He had 18 double digit scoring games and 13 double digit rebound contests, tallying 11 double-doubles. He began his career at McMurry University, where he was a two-time American Southwest All-Defensive selection and averaged 13.4 points, 8.2 rebounds, 1.1 blocks and 1.0 steals over two seasons.

BEN SOUTHERLAND

Ben Southerland joined the program as a transfer in late-May. Southerland, a 6-7 forward from Cincinnati and Sycamore High School, joins the Raiders after spending the last two seasons at Liberty and has three seasons of eligibility remaining.

Southerland appeared in 26 games for Liberty last season after redshirting in the 2022-23 campaign, shooting 45.7 percent overall with a 33 percent clip from three-point range. He grabbed 39 rebounds, including 29 on the defensive glass.

ANDREA HOLDEN

Andrea Holden signed his national letter-of-intent this summer, joining the Raiders from Hamilton (OH) High School. Holden finished his senior season at Hamilton with a 12.2 points per game scoring average while grabbing 7.9 rebounds per game, adding 1.5 blocks per game. He had 17 double-digit scoring games, including six contests with 15 or more points, with eight double-doubles and five-plus rebounds in 22 games.

ALEX BRUSKOTTER

Alex Bruskotter signed his national letter-of-intent last November, joining the Raiders from Shelby (OH) High School. He averaged 23.8 points, 9.1 rebounds and 5.9 assists per game as a senior, earning Division II Northwest District Player of the Year, Division II District 6 Player of the Year and Mid-Ohio Athletic Conference Player of the Year honors. A finalist for 2024 Ohio Mr. Basketball Award, Bruskotter was the 2024 Ohio Division II Player of the Year.

AYDEN DAVIS

Ayden Davis signed his national letter-of-intent last November, joining the Raiders from Onsted (MI) High School. He averaged 24.2 points, 14.8 rebounds and 5.0 blocks per game as a senior and was named a Michigan Mr. Basketball Finalist, a member of the Detroit Free Press All-State Dream Team and to the Basketball Coaches Association of Michigan "Best of the Best" Team. Davis also earned First Team All-County honors and AP Division II All-State First Team recognition as a senior.

COACHES CORNER

SARGE IN CHARGE

Clint Sargent was named the 10th head coach in Wright State program history on March 28, but he's already been the Raiders' head man on the sidelines. Sargent filled in as acting head coach for two games during the 2021-22 season.

With then-head coach Scott Nagy and several Raider players away from the team due to COVID protocols in place that season, Sargent led Wright State to a pair of home victories over Milwaukee (80-75, Dec. 30, 2021) and Green Bay (72-69, Jan. 1, 2022) during what turned out to be a NCAA season for the Raiders.

SECOND (YOUNG) SARGENT

Wright State head coach Clint Sargent has made two trips to the NCAA Tournament with the Raiders, but that's still only the second-most NCAA appearances under his own roof. Sargent's wife, the former Jill Young, was a standout with the South Dakota State women's basketball team that made four consecutive NCAA appearances with the Jackrabbits from 2009-2012, including an opening round win over TCU in the 2009 tournament, with Jill scoring 17 points during that win.

A standout player in his own right, Sargent played for head coach Scott Nagy at South Dakota State, where he remains inside the top 10 in total points scored, three-pointers made, total starts and minutes played.

TOURNAMENT TRICE

Associate head coach Travis Trice made his second NCAA Tournament appearance with the Raiders in 2022 but his first in over 30 years, after the then-freshman guard was part of Purdue's 1991 appearance. Purdue fell to Temple in the opening round, but Trice finished with five points, three assists and a rebound in 14 minutes off the bench.

Trice has a pair of sons who have also played in the Big Dance: Travis Jr. made four appearances with Michigan State and D'Mitrik had a pair of appearances with Wisconsin. Trice's daughter, Olivia, is a current player at Florida International and was part of Bowling Green's WNIT run in 2021.

BERÉ ON THE BENCH

Associate head coach Dan Beré made it to college basketball's highest game as a student manager at Indiana, as the Hoosiers danced to the 2002 national championship game, falling to Maryland in the title tilt. Beré spent four years as a manager for the Hoosiers under Mike Davis.

GENTRY RETURNS TO THE RAIDERS

Cole Gentry returned to Wright State as an assistant coach ahead of the 2024-25 season after spending the last two seasons as a graduate assistant coach at Colorado State.

He finished his collegiate career with 1,018 points and his 86.6 percent career free throw percentage is third all-time in Wright State program history. Gentry tallied 53 double-figure scoring games as a Raider and was a key member in Wright State's 2018 NCAA Tournament team.

SIMMONS COMES HOME

Jaaron Simmons was named an assistant coach at Wright State ahead of the 2024-25 campaign, with the Dayton-area native returning home to take the next step in his coaching career. Simmons prepped at Archbishop Alter High School and is the school's all-time leading scorer and is second in career assists. He was just the sixth player in Alter school history to score 1,000 points or more during his career.

Simmons played at Ohio for two seasons (2015-17) after starting his collegiate career at Houston. An All-Mid-American Conference (MAC) first team (2017) and second team (2016) player at Ohio, Simmons ranks fourth all-time at Ohio with 475 career assists. He played one season at Michigan (2017-18) as the team won the Big Ten Tournament title, recorded a program-best 33 wins and advanced to the Final Four and national title game.

JOINING THE BOARD CLUB

With 16 rebounds on Feb. 26, 2024 at Oakland, Brandon Noel eclipsed 500 career rebounds - becoming the 23rd Raider in program history to reach the mark. Noel begins the 2024-25 campaign with 536 career rebounds, an 8.4 rebounds per game average.

HELLO HUIBREGTSE

Alex Huijbregtse had 20 double digit scoring games in 2023-24, including the final nine games of the year (eight regular season, one HL tournament game). He reset his career stats page in the Jan. 25 overtime win at Cleveland State, setting new career highs in points (32), field goals made (10) and in both free throws made and attempted (9-of-9). He ended the year with 15 or more points in 11 contests and five 20-plus point efforts. Huijbregtse's first career double-double came in the Feb. 4, 2024 win at Northern Kentucky, finishing with 17 points and a career-best 10 assists. Prior to last season, Huijbregtse had recorded 10-plus points in 14 of his first 60 career games (2020-2023).

SO LONG, PARTNER...

Wright State enters 2023-24 without the services of two 2,000-point scorers with the graduation departures of Trey Calvin and Tanner Holden. The duo combined to score 4,239 career collegiate points and are the Nos. 2 and 3 all-time leading scorers in Wright State program history. Thanks to Calvin and Holden, Wright State was the only team in America last season with two 2,000-plus career point scorers, while Purdue (Zach Edey, Lance Jones) was the only other team with multiple players with 1,800-plus points.

SHARING THE LOVE

Wright State averaged 16.5 assists per game last season, its highest average since the 1992-93 Raider team dished out 18.3 assists per game. In the last 30 years, the Raiders have averaged 15 +plus assists for the season four times - 16.5 last season, 15.0 in 2022-23, 15.4 in 2020-21 and 15.3 in 1995-96.

NATIONALLY SPEAKING...

Wright State led the country in field goal shooting percentage (53.03 percent) in 2023-24 - a record in the Raiders' D-I era (since 1987). The Raiders' Effective FG Percentage (58.6 percent) was No. 2 nationally, while Wright State finished No. 4 nationally in scoring offense (86.5 ppg), behind Alabama (90.1), Kentucky (89.0) and Arizona (87.1). The Raiders were No. 9 in the country in three-point field goal percentage (38.3 percent).

TRIPLES FOR WELAGE

Andrew Welage enters 2024-25 with a career three-point percentage of 41.3 percent (48.9 percent overall shooting mark). That three-point mark jumps up to 42.3 percent if you take away his 1-of-7 freshman three-point shooting numbers. Welage has connected on multiple three-pointers in 20 of 104 career games entering this season, including hitting a career-best seven triples (7-of-10) in the November 2023 contest at Indiana.

The seven three-pointers against Indiana helped Welage to a career-high 25 points in the contest, with his points, overall shooting and three-pointers made all career-bests, as were his 33 minutes played.

NORRIS NOTES

Keaton Norris returns to the Raider rotation in 2024-25 after making the self-decision to redshirt last season. The now-redshirt junior has played in 69 career games for Wright State entering this season, making 21 starts in that span, with a 41.4 percent overall shooting percentage. Norris has racked up 114 total assists in two seasons while averaging 22.7 minutes per game in a supporting role.

TRIPLE DIGIT RAIDERS

Wright State reached the 100-point mark six times in 2023-24, just one shy of the program's single season record of seven 100-point games set during the 1992-93 season. The Raiders had back-to-back 100-plus point wins at Purdue Fort Wayne (Jan. 6) and at Robert Morris (Jan. 10) last season, the first time the program accomplished that feat since January 23 and 25, 1993 with home wins over Eastern Illinois and Youngstown State.

Last year, the Raiders closed the season with 90-plus in four of the final five games - 93 at Detroit Mercy (Feb. 22), 96 at Oakland (Feb. 25), 94 vs. Northern Kentucky (March 2) and 97 vs. Northern Kentucky (March 7, HL tournament). The Raiders reached the 100-point mark eight times over the last two seasons (6 times vs. D-I opponents - IUPUI (2x), Robert Morris (2x), Cleveland State, Purdue Fort Wayne).

CLINT NOTES...

AROUND THE BLOCK

Clint Sargent enters his first season in the top seat for the Raiders, but has been with Wright State and the Horizon League since 2016-17 season, giving him the fourth-longest overall tenure in the HL among current head coaches.

- 1) Greg Kampe (Oakland) - 41st year (all as HC)
- 2) Andy Toole (Robert Morris) - 17th year overall (14th year as HC)
- 3) Jon Coffman (Purdue Fort Wayne) - 13th year overall (10th year as HC)
- 4) **Clint Sargent (Wright State) - 9th year overall (1st year as HC)**
- t5) Darrin Horn (Northern Kentucky) - 6th year (all as HC)
- t5) Ethan Faulkner (Youngstown State) - 6th year overall (1st year as HC)
- t7) Bart Lundy (Milwaukee) - 3rd year (all as HC)
- t7) Daniyal Robinson (Cleveland State) - 3rd year (all as HC)
- t9) Mark Montgomery (Detroit Mercy) - 1st year (all as HC)
- t9) Doug Gottlieb (Green Bay) - 1st year (all as HC)
- t9) Paul Corsaro (IU Indy) - 1st year (all as HC)

TENTH - BUT FOURTH

Clint Sargent was named the 10th head coach in Wright State history on March 28, 2024 and enters the 2024-25 season at 36 years old. However, he's the fourth-youngest Raider head man in program history when hired, behind Ed Schilling (31 years old), Billy Donlon (33) and Marcus Jackson (34). After Sargent, Ralph Underhill (37) and Brad Brownell (38) were also in their 30s when Wright State came calling, giving the Raiders six of their 10 head coaches beginning their Wright State careers under the 40-year age mark.

The average age of Division I men's basketball head coaches in 2023-24 was 50, while among first-time head coaches hired since 2014 the average age was 42.6 years of age. According to data from ahead of the 2023-24 season, 17.9 percent of all Division I men's basketball head-coaching hires since 2014 have been internal promotions, and of those, 89.7 percent of the hires have been first-time head coaches.

IT'S ALL IN THE DETAILS... (2023-24)

Stat	2023-24
At Home	9-7
On The Road	7-6
On A Neutral Court	2-1
WSU Wins the Tip	11-4
Opponent Wins the Tip	7-10
WSU Scores First	9-8
Opponent Scores First	9-6
Leads At Half	14-7
Trails At Half	4-7
Tied At Half	0-0
Leads With 10 Minutes Left	16-3
Trails With 10 Minutes Left	1-11
Tied With 10 Minutes Left	1-0
Leads With Five Minutes Left	17-2
Trails With Five Minutes Left	1-12
Tied With Five Minutes Left	0-0
Scores Less Than 60 pts	0-0
Scores 60-69 pts	0-1
Scores 70-79 pts	1-8
Scores 80 or more pts	17-5
Game Is Decided By Five Pts Or Less	0-3
Three or More Players w/10+ Points	17-13
Outrebounds An Opponent	14-4
Gets Outrebounded	3-8
Ties in Rebounds	1-2
Wins Offensive Glass	9-6
Loses Offensive Glass	11-7
Ties Offensive Glass	0-0
Wins Defensive Glass	16-2
Loses Defensive Glass	0-9
Ties Defensive Glass	1-3

Stat	2023-24
Commit 15 or More Turnovers	6-3
Force Less Than 15 Turnovers	11-10
Force 15 or More Turnovers	5-2
Shoots Less Than 40%	0-1
Shoots 40% or Higher	18-14
Opponent Shoots Less Than 40%	5-0
Opponent Shoots 40% or Higher	13-14
Shoots Less Than 70% at FT Line	4-2
Shoots 70% or Better at FT Line	14-12
Shoots 20 or More Foul Shots	11-4
Shoots Less Than 20 Foul Shots	7-10
Opp. Shoots Less Than 70% at FT Line	8-6
Opp. Shoots 70% or Better at FT Line	10-8
Opp. Shoots 20 or More Foul Shots	6-4
Opp. Shoots Less Than 20 Foul Shots	12-10
Hits Five or More Three-Pointers	16-11
Hits Less Than Five Three-Pointers	2-3
Opp. Hits Five or More Three-Pointers	14-13
Opp. Hits Less Than Five Three-Pointers	4-1
Monday	1-0
Tuesday	1-3
Wednesday	3-0
Thursday	5-5
Friday	1-3
Saturday	4-2
Sunday	3-1
November	3-4
December	3-4
January	6-2
February	5-3
March	1-1

2023-24 WRIGHT STATE GAME-BY-GAME STARTING LINEUP

DATE	OPPONENT	G	G	G	G/F	F/C
11/10	@ Colorado State	Calvin	Holden	Huibregtse	Noel	Braun
11/14	Toledo	Calvin	Holden	Huibregtse	Noel	Braun
11/16	@ Indiana	Brown	Holden	Huibregtse	Noel	Braun
11/20	vs. Louisiana	Calvin	Holden	Huibregtse	Noel	Braun
11/21	vs. Hofstra	Calvin	Holden	Huibregtse	Noel	Braun
11/22	vs. Illinois State	Calvin	Holden	Huibregtse	Noel	Braun
11/29	IUPUI	Calvin	Holden	Huibregtse	Noel	Braun
12/2	@ Davidson	Calvin	Holden	Huibregtse	Noel	Braun
12/7	Bethel	Calvin	Holden	Huibregtse	Noel	Braun
12/12	Western Kentucky	Calvin	Holden	Huibregtse	Noel	Braun
12/19	Miami (OH)	Calvin	Holden	Huibregtse	Noel	Braun
12/22	Muskingum	Calvin	Holden	Huibregtse	Welage	Braun
12/29	@ Green Bay	Calvin	Holden	Carter	Noel	Braun
12/31	@ Milwaukee	Calvin	Holden	Huibregtse	Noel	Braun
1/4	Cleveland State	Calvin	Holden	Huibregtse	Noel	Braun
1/6	@ Purdue Fort Wayne	Calvin	Holden	Huibregtse	Noel	Braun
1/10	@ Robert Morris	Calvin	Holden	Huibregtse	Noel	Braun
1/12	@ Youngstown State	Calvin	Holden	Huibregtse	Noel	Braun
1/18	Green Bay	Calvin	Holden	Huibregtse	Noel	Braun
1/20	Milwaukee	Calvin	Holden	Huibregtse	Noel	Braun
1/25	@ Cleveland State	Calvin	Holden	Huibregtse	Noel	Braun
1/28	@ IUPUI	Calvin	Holden	Huibregtse	Noel	Braun
2/1	Youngstown State	Calvin	Holden	Huibregtse	Noel	Braun
2/4	@ Northern Kentucky	Calvin	Huibregtse	Carter	Noel	Braun
2/8	Detroit Mercy	Calvin	Huibregtse	Carter	Noel	Braun
2/10	Oakland	Calvin	Huibregtse	Carter	Noel	Braun
2/17	Robert Morris	Calvin	Holden	Huibregtse	Noel	Braun
2/22	@ Detroit Mercy	Calvin	Holden	Huibregtse	Noel	Braun
2/25	@ Oakland	Calvin	Holden	Huibregtse	Noel	Braun
2/28	Purdue Fort Wayne	Calvin	Holden	Huibregtse	Noel	Braun
3/2	Northern Kentucky	Calvin	Holden	Huibregtse	Noel	Braun
3/7	vs. No. Kentucky (HL Quarter)	Calvin	Holden	Huibregtse	Noel	Braun

WRIGHT STATE 2023-2024 SEASON STATS

2023-24 Wright St. Men's Basketball Season Box Score All games

as of Sep 24, 2024

Game Records

Record	Overall	Home	Away	Neutral
ALL GAMES	18-14	9-7	7-6	2-1
CONFERENCE	13-7	6-4	7-3	0-0
NON-CONFERENCE	5-7	3-3	0-3	2-1

Team Box Score

No.	Player	Total			3-Point		F-Throw		Rebounds													
		GP-GS	MIN	AVG	FG-FGA	FG%	3FG-3FGA	3FG%	FT-FTA	FT%	OFF	DEF	TOT	AVG	PF	DQ	A	TO	BLK	STL	PTS	AVG
1	CALVIN, Trey	31-31	1095:58	35.4	212-440	.482	62-155	.400	121-135	.896	9	65	74	2.4	70	3	131	62	4	46	607	19.6
23	HOLDEN, Tanner	32-29	1056:39	33.0	194-351	.553	14-35	.400	120-172	.698	54	151	205	6.4	85	2	115	79	12	59	522	16.3
14	NOEL, Brandon	31-31	1067:36	34.4	166-310	.535	32-80	.400	87-109	.798	56	192	248	8.0	74	1	50	56	25	26	451	14.5
3	HUIBREGTSE, Alex	32-32	1065:30	33.3	149-284	.525	60-144	.417	34-41	.829	10	112	122	3.8	71	2	107	47	6	24	392	12.3
12	BRAUN, AJ	32-32	819:01	25.6	164-238	.689	0-0	.000	55-92	.598	72	127	199	6.2	72	1	29	55	36	11	383	12.0
22	WELAGE, Andrew	26-1	402:30	15.5	46-91	.505	28-62	.452	12-15	.800	12	32	44	1.7	23	0	33	23	5	9	132	5.1
2	CARTER, Drey	32-3	370:07	11.6	51-93	.548	2-13	.154	29-43	.674	27	24	51	1.6	44	0	18	13	1	8	133	4.2
30	BROWN, Kaden	29-1	253:33	8.7	25-74	.338	8-44	.182	8-10	.800	2	21	23	0.8	20	0	26	24	0	6	66	2.3
21	WOODS, Logan	27-0	301:19	11.2	20-55	.364	8-28	.286	13-17	.765	8	24	32	1.2	39	0	19	13	1	11	61	2.3
5	MYERS, Bo	10-0	37:04	3.7	6-11	.545	4-7	.571	4-4	1.000	1	4	5	0.5	1	0	1	1	0	0	20	2.0
15	GRANT, Braden	3-0	05:43	1.9	0-1	.000	0-1	.000	0-0	.000	0	0	0	0.0	0	0	0	0	0	0	0	0.0
Team											39	69	108					6				
Total		32	6475		1033-1948	.530	218-569	.383	483-638	.757	290	821	1111	34.7	499	9	529	379	90	200	2767	86.5
Opponents		32	6475		953-2011	.474	274-760	.361	419-587	.714	318	723	1041	32.5	574	8	429	390	85	235	2599	81.2

Score by Periods

Team	1st	2nd	OT	TOT
Wright St.	1345	1391	31	2767
Opponents	1201	1371	27	2599

WRIGHT STATE 2023-2024 SEASON STATS - HORIZON LEAGUE ONLY

2023-24 Wright St. Men's Basketball Season Box Score In Conference games

as of Mar 05, 2024

Game Records

Record	Overall	Home	Away	Neutral
ALL GAMES	13-7	6-4	7-3	0-0
CONFERENCE	13-7	6-4	7-3	0-0
NON-CONFERENCE	0-0	0-0	0-0	0-0

Team Box Score

No.	Player	Total			3-Point			F-Throw		Rebounds													
		GP-GS	MIN	AVG	FG-FGA	FG%	3FG-3FGA	3FG%	FT-FTA	FT%	OFF	DEF	TOT	AVG	PF	DQ	A	TO	BLK	STL	PTS	AVG	
1	CALVIN, Trey	20-20	726:58	36.3	124-260	.477	42-106	.396	86-97	.887	5	46	51	2.6	46	2	92	45	2	24	376	18.8	
23	HOLDEN, Tanner	20-17	667:51	33.4	120-215	.558	9-23	.391	81-120	.675	36	100	136	6.8	54	2	82	59	9	42	330	16.5	
14	NOEL, Brandon	20-20	684:03	34.2	116-202	.574	22-49	.449	60-73	.822	36	138	174	8.7	48	1	37	34	13	15	314	15.7	
3	HUIBREGTSE, Alex	20-20	687:20	34.4	103-192	.536	47-101	.465	26-28	.929	7	59	66	3.3	47	1	81	28	2	16	279	14.0	
12	BRAUN, AJ	20-20	526:52	26.3	108-150	.720	0-0	.000	30-53	.566	38	81	119	6.0	42	1	16	31	22	9	246	12.3	
2	CARTER, Drey	20-3	224:28	11.2	27-53	.509	1-8	.125	20-29	.690	16	12	28	1.4	27	0	12	7	1	2	75	3.8	
22	WELAGE, Andrew	14-0	199:19	14.2	18-40	.450	10-29	.345	4-4	1.000	9	12	21	1.5	13	0	17	7	2	1	50	3.6	
21	WOODS, Logan	17-0	185:59	10.9	18-46	.391	8-23	.348	10-13	.769	4	15	19	1.1	29	0	10	9	1	6	54	3.2	
5	MYERS, Bo	5-0	14:26	2.9	3-5	.600	3-4	.750	4-4	1.000	1	2	3	0.6	1	0	1	0	0	0	13	2.6	
30	BROWN, Kaden	18-0	130:18	7.2	8-33	.242	5-22	.227	6-6	1.000	1	10	11	0.6	12	0	15	10	0	2	27	1.5	
15	GRANT, Braden	1-0	02:27	2.5	0-0	.000	0-0	.000	0-0	.000	0	0	0	0.0	0	0	0	0	0	0	0	0.0	
Team											23	36	59					5					
Total		20	4050		645-1196	.539	147-365	.403	327-427	.766	176	511	687	34.4	319	7	363	235	52	117	1764	88.2	
Opponents		20	4050		592-1262	.469	181-474	.382	273-379	.720	209	434	643	32.2	367	5	245	241	56	159	1638	81.9	

Score by Periods

Team	1st	2nd	OT	TOT
Wright St.	834	907	23	1764
Opponents	748	873	17	1638

WRIGHT STATE 2023-2024 SEASON STATS

2023-24 Wright St. Men's Basketball Category Leaders All games

as of Sep 24, 2024

Points

##	Player	G	Pts	Pts/G
1	Calvin, Trey	31	607	19.6
23	Holden, Tanner	32	522	16.3
14	Noel, Brandon	31	451	14.5
3	Huibregtse, Alex	32	392	12.3
12	Braun, AJ	32	383	12.0
2	Carter, Drey	32	133	4.2
22	Welage, Andrew	26	132	5.1
30	Brown, Kaden	29	66	2.3
21	Woods, Logan	27	61	2.3
5	Myers, Bo	10	20	2.0

Scoring Average

##	Player	G	Pts	Pts/G
1	Calvin, Trey	31	607	19.6
23	Holden, Tanner	32	522	16.3
14	Noel, Brandon	31	451	14.5
3	Huibregtse, Alex	32	392	12.3
12	Braun, AJ	32	383	12.0
22	Welage, Andrew	26	132	5.1
2	Carter, Drey	32	133	4.2
30	Brown, Kaden	29	66	2.3
21	Woods, Logan	27	61	2.3
5	Myers, Bo	10	20	2.0

Field Goal Percentage

##	Player	FG	Att	Pct
12	Braun, AJ	164	238	.689
23	Holden, Tanner	194	351	.553
2	Carter, Drey	51	93	.548
5	Myers, Bo	6	11	.545
14	Noel, Brandon	166	310	.535
3	Huibregtse, Alex	149	284	.525
22	Welage, Andrew	46	91	.505
1	Calvin, Trey	212	440	.482
21	Woods, Logan	20	55	.364
30	Brown, Kaden	25	74	.338

Field Goal Attempts

##	Player	G	Att	Att/G
1	Calvin, Trey	31	440	14.2
23	Holden, Tanner	32	351	11.0
14	Noel, Brandon	31	310	10.0
3	Huibregtse, Alex	32	284	8.9
12	Braun, AJ	32	238	7.4

Field Goals Made

##	Player	G	Made	Made/G
1	Calvin, Trey	31	212	6.8
23	Holden, Tanner	32	194	6.1
14	Noel, Brandon	31	166	5.4
12	Braun, AJ	32	164	5.1
3	Huibregtse, Alex	32	149	4.7

3-Point FG Percentage

##	Player	3FG	Att	Pct
5	Myers, Bo	4	7	.571
22	Welage, Andrew	28	62	.452
3	Huibregtse, Alex	60	144	.417
1	Calvin, Trey	62	155	.400
23	Holden, Tanner	14	35	.400
14	Noel, Brandon	32	80	.400
21	Woods, Logan	8	28	.286
30	Brown, Kaden	8	44	.182
2	Carter, Drey	2	13	.154

3-Point FG Attempts

##	Player	G	Att	Att/G
1	Calvin, Trey	31	155	5.0
3	Huibregtse, Alex	32	144	4.5
14	Noel, Brandon	31	80	2.6
22	Welage, Andrew	26	62	2.4
30	Brown, Kaden	29	44	1.5

3-Point FG Made

##	Player	G	Made	Made/G
1	Calvin, Trey	31	62	2.0
3	Huibregtse, Alex	32	60	1.9
14	Noel, Brandon	31	32	1.0
22	Welage, Andrew	26	28	1.1
23	Holden, Tanner	32	14	0.4

WRIGHT STATE 2023-2024 SEASON STATS

2023-24 Wright St. Men's Basketball Category Leaders All games

as of Sep 24, 2024

Free Throw Percentage

##	Player	Made	Att	Pct
5	Myers, Bo	4	4	1.000
1	Calvin, Trey	121	135	.896
3	Huibregtse, Alex	34	41	.829
22	Welage, Andrew	12	15	.800
30	Brown, Kaden	8	10	.800
14	Noel, Brandon	87	109	.798
21	Woods, Logan	13	17	.765
23	Holden, Tanner	120	172	.698
2	Carter, Drey	29	43	.674
12	Braun, AJ	55	92	.598

Free Throw Attempts

##	Player	G	Att	Att/G
23	Holden, Tanner	32	172	5.4
1	Calvin, Trey	31	135	4.4
14	Noel, Brandon	31	109	3.5
12	Braun, AJ	32	92	2.9
2	Carter, Drey	32	43	1.3

Free Throws Made

##	Player	G	Made	Made/G
1	Calvin, Trey	31	121	3.9
23	Holden, Tanner	32	120	3.8
14	Noel, Brandon	31	87	2.8
12	Braun, AJ	32	55	1.7
3	Huibregtse, Alex	32	34	1.1

Rebounds

##	Player	G	Reb	Reb/G
14	Noel, Brandon	31	248	8.0
23	Holden, Tanner	32	205	6.4
12	Braun, AJ	32	199	6.2
3	Huibregtse, Alex	32	122	3.8
1	Calvin, Trey	31	74	2.4

Assists

##	Player	G	Ast	Ast/G
1	Calvin, Trey	31	131	4.2
23	Holden, Tanner	32	115	3.6
3	Huibregtse, Alex	32	107	3.3
14	Noel, Brandon	31	50	1.6
22	Welage, Andrew	26	33	1.3

Rebounds Average

##	Player	G	Reb	Reb/G
14	Noel, Brandon	31	248	8.0
23	Holden, Tanner	32	205	6.4
12	Braun, AJ	32	199	6.2
3	Huibregtse, Alex	32	122	3.8
1	Calvin, Trey	31	74	2.4

Steals

##	Player	G	Stl	Stl/G
23	Holden, Tanner	32	59	1.8
1	Calvin, Trey	31	46	1.5
14	Noel, Brandon	31	26	0.8
3	Huibregtse, Alex	32	24	0.8
12	Braun, AJ	32	11	0.3

Offensive Rebounds

##	Player	G	OReb	OReb/G
12	Braun, AJ	32	72	2.3
14	Noel, Brandon	31	56	1.8
23	Holden, Tanner	32	54	1.7
2	Carter, Drey	32	27	0.8
22	Welage, Andrew	26	12	0.5

Blocked Shots

##	Player	G	Blk	Blk/G
12	Braun, AJ	32	36	1.1
14	Noel, Brandon	31	25	0.8
23	Holden, Tanner	32	12	0.4
3	Huibregtse, Alex	32	6	0.2
22	Welage, Andrew	26	5	0.2

Defensive Rebounds

##	Player	G	DReb	DReb/G
14	Noel, Brandon	31	192	6.2
23	Holden, Tanner	32	151	4.7
12	Braun, AJ	32	127	4.0
3	Huibregtse, Alex	32	112	3.5
1	Calvin, Trey	31	65	2.1

Minutes

##	Player	G	Min	Min/G
1	Calvin, Trey	31	1096	35:21
14	Noel, Brandon	31	1068	34:26
3	Huibregtse, Alex	32	1065	33:18
23	Holden, Tanner	32	1057	33:01
12	Braun, AJ	32	819	25:36

WRIGHT STATE 2023-2024 SEASON STATS

2023-24 Wright St. Men's Basketball Player Highs Analysis All games

as of Sep 24, 2024

Wright St. - Individual Game Highs

POINTS	34		Trey Calvin vs Western Ky. (12/12/2023)
	33		Trey Calvin at Colorado St. (11/10/2023)
	32		Alex Huibregtse at Cleveland St. (01/25/2024)
	29		Tanner Holden at Robert Morris (01/10/2024)
	27		Trey Calvin at IU Indy (01/28/2024)
	27		Trey Calvin at Cleveland St. (01/25/2024)
	27		Tanner Holden vs Miami (OH) (12/19/2023)
FIELD GOALS MADE	14		Trey Calvin vs Western Ky. (12/12/2023)
	13		Tanner Holden vs Miami (OH) (12/19/2023)
FIELD GOAL ATTEMPTS	25		Trey Calvin vs Western Ky. (12/12/2023)
	23		Trey Calvin at Green Bay (12/29/2023)
FIELD GOAL PERCENTAGE (min 5 made)	1.000	(8-8)	AJ Braun vs Youngstown St. (02/01/2024)
	.929	(13-14)	Tanner Holden vs Miami (OH) (12/19/2023)
3 PT FG MADE	7		Andrew Welage at Indiana (11/16/2023)
	5		Alex Huibregtse vs Northern Ky. (03/02/2024)
	5		Alex Huibregtse at Oakland (02/25/2024)
	5		Trey Calvin at IU Indy (01/28/2024)
	5		Andrew Welage vs Muskingum (12/22/2023)
3 PT FG ATTEMPTS	10		Andrew Welage at Indiana (11/16/2023)
	9		Alex Huibregtse at Oakland (02/25/2024)
	9		Trey Calvin at IU Indy (01/28/2024)
3 PT FG PERCENTAGE (min 2 made)	1.000	(3-3)	Alex Huibregtse vs Robert Morris (02/17/2024)
	1.000	(3-3)	Alex Huibregtse at Cleveland St. (01/25/2024)
	1.000	(3-3)	Brandon Noel at Robert Morris (01/10/2024)
	1.000	(2-2)	Tanner Holden at Green Bay (12/29/2023)
FREE THROWS MADE	10		Trey Calvin at Cleveland St. (01/25/2024)
	10		Tanner Holden at Robert Morris (01/10/2024)
FREE THROW ATTEMPTS	11		AJ Braun vs Northern Ky. (03/07/2024)
	11		Trey Calvin at IU Indy (01/28/2024)
	11		Tanner Holden at Robert Morris (01/10/2024)
	11		Tanner Holden at Milwaukee (12/31/2023)
FREE THROW PERCENTAGE (min 3 made)	1.000	(10-10)	Trey Calvin at Cleveland St. (01/25/2024)
	1.000	(9-9)	Alex Huibregtse at Cleveland St. (01/25/2024)
	1.000	(7-7)	Trey Calvin at Detroit Mercy (02/22/2024)
	1.000	(7-7)	Brandon Noel vs Miami (OH) (12/19/2023)
	1.000	(7-7)	Tanner Holden vs Hofstra (N) (11/21/2023)
	1.000	(7-7)	Tanner Holden at Indiana (11/16/2023)
	1.000	(6-6)	Trey Calvin vs Purdue Fort Wayne (02/28/2024)
	1.000	(6-6)	Brandon Noel at Oakland (02/25/2024)
	1.000	(6-6)	Trey Calvin vs Detroit Mercy (02/08/2024)
	1.000	(6-6)	Brandon Noel vs Youngstown St. (02/01/2024)
	1.000	(6-6)	Brandon Noel vs Milwaukee (01/20/2024)
	1.000	(5-5)	Brandon Noel at IU Indy (01/28/2024)
	1.000	(5-5)	Trey Calvin vs IU Indy (11/29/2023)
	1.000	(5-5)	Tanner Holden vs Toledo (11/14/2023)
	1.000	(5-5)	Trey Calvin at Colorado St. (11/10/2023)
	1.000	(4-4)	Brandon Noel at Detroit Mercy (02/22/2024)
	1.000	(4-4)	Trey Calvin vs Oakland (02/10/2024)
	1.000	(4-4)	Logan Woods vs Detroit Mercy (02/08/2024)
	1.000	(4-4)	Tanner Holden at IU Indy (01/28/2024)
	1.000	(4-4)	Drey Carter at Robert Morris (01/10/2024)
REBOUNDS	16		Brandon Noel at Oakland (02/25/2024)
	16		AJ Braun vs Muskingum (12/22/2023)
ASSISTS	10		Alex Huibregtse at Northern Ky. (02/04/2024)
	9		Alex Huibregtse at IU Indy (01/28/2024)
	9		Trey Calvin at Milwaukee (12/31/2023)
STEALS	5		Tanner Holden vs Oakland (02/10/2024)
	5		Tanner Holden at Robert Morris (01/10/2024)



#2

DREY CARTER

GUARD | 6'8" | 210 LBS | R-SOPHOMORE

BELLEFONTAINE, OH | WESTERVILLE SOUTH HS

CAREER AT WRIGHT STATE

2023-24: Appeared in all 32 games with four starts, averaging 11.7 minutes per game... Made collegiate debut and scored first points at Colorado State on Nov. 10... Scored five or more points in 13 games, with a season-best 12 points twice - Nov. 29 against IUPUI and Dec. 22 against Muskingum... Recorded multiple rebounds in 15 contests, season-high seven rebounds against IUPUI on Nov. 29... Played double digit minutes in 20 games, with nine games of 15 or more minutes... Hit first collegiate three-pointer on Dec. 7 against Bethel (IN)... Made first collegiate start at Green Bay (Dec. 29) and also started against Northern Kentucky (Feb. 4), Detroit Mercy (Feb. 8) and Oakland (Feb. 10)... Named to the Horizon League Academic Honor Roll.

2022-23: Redshirted.

Notes: Played at Westerville South High School, where he averaged 18. points and 6.0 rebounds per game as a senior and was named Player of the Year in the OCC-Capital and first-team all-district... Helped lead Westerville South to the OCC-Capital Division league championship and the district championship as they finished 25-1.. Averaged 15.1 points per game last season as a junior while connecting on 45 percent of his three-point attempts. He added 4.7 rebounds per game and 2.5 assists per contest on the way to being named a first team All-League player and earning Division I All-Ohio honorable mention honors.

SEASON HIGHS

- Points
-
- Field Goals Made
-
- Field Goals Attempted
-
- Three-Pt. Field Goals Made
-
- Three-Pt. Field Goals Attempted
-
- Free Throws Made
-
- Free Throws Attempted
-
- Rebounds
-
- Assists
-
- Steals
-
- Blocks
-
- Minutes
-

GAME BY GAME (23-24)

Opponent	Date	GS	MIN	Total			3-Pointers			Free throws			Rebounds				PF	A	TO	BLK	STL	PTS	AVG
				FG-FGA	PCT	3FG-3FGA	PCT	FT-FTA	PCT	OFF	DEF	TOT	AVG										
at Colorado St.	11/10/2023		16:20	2-5	.400	0-1	.000	0-1	.000	2	2	4	4.0	0	1	0	0	0	4	4.0			
Toledo	11/14/2023		08:47	3-3	1.000	0-0	.000	0-0	.000	2	0	2	3.0	0	0	1	0	0	6	5.0			
at Indiana	11/16/2023		11:06	3-3	1.000	0-0	.000	0-0	.000	2	1	3	3.0	4	1	0	0	0	6	5.3			
vs Louisiana	11/20/2023		07:06	2-3	.667	0-0	.000	2-2	1.000	0	0	0	2.3	1	1	1	0	1	6	5.5			
vs Hofstra	11/21/2023		10:46	2-4	.500	0-1	.000	2-2	1.000	0	0	0	1.8	2	1	1	0	0	6	5.6			
vs Illinois St.	11/22/2023		16:54	2-3	.667	0-0	.000	2-2	1.000	1	4	5	2.3	2	0	1	0	0	6	5.7			
IU Indy	11/29/2023		16:25	5-7	.714	0-0	.000	2-5	.400	4	3	7	3.0	3	3	0	0	0	12	6.6			
at Davidson	12/02/2023		16:51	1-4	.250	0-0	.000	3-6	.500	3	0	3	3.0	2	0	0	0	2	5	6.4			
Bethel (IN)	12/07/2023		18:48	3-6	.500	1-1	1.000	0-0	.000	0	1	1	2.8	2	0	1	0	3	7	6.4			
Western Ky.	12/12/2023		07:42	0-0	.000	0-0	.000	0-0	.000	0	2	2	2.7	1	0	0	0	0	0	5.8			
Miami (OH)	12/19/2023		02:05	0-0	.000	0-0	.000	0-0	.000	0	0	0	2.5	0	0	0	0	0	0	5.3			
Muskingum	12/22/2023		24:21	6-9	.667	0-2	.000	0-1	.000	0	2	2	2.4	2	1	1	0	0	12	5.8			
at Green Bay	12/29/2023		09:39	1-1	1.000	0-0	.000	2-4	.500	0	0	0	2.2	3	0	0	0	0	4	5.7			
at Milwaukee	12/31/2023		07:32	2-2	1.000	0-0	.000	0-0	.000	0	0	0	2.1	2	0	0	0	0	4	5.6			
Cleveland St.	01/04/2024		13:45	2-4	.500	0-0	.000	0-1	.000	2	0	2	2.1	0	1	0	0	0	4	5.5			
at Purdue Fort Wayne	01/06/2024		08:41	1-2	.500	0-0	.000	2-2	1.000	0	1	1	2.0	1	0	0	0	0	4	5.4			
at Robert Morris	01/10/2024		16:50	2-3	.667	0-0	.000	4-4	1.000	1	1	2	2.0	2	1	0	0	1	8	5.5			
at Youngstown St.	01/12/2024		12:34	0-3	.000	0-1	.000	0-0	.000	0	1	1	1.9	1	0	0	0	0	0	5.2			
Green Bay	01/18/2024		14:10	5-6	.833	0-0	.000	1-2	.500	1	1	2	1.9	0	0	1	0	0	11	5.5			
Milwaukee	01/20/2024		06:29	1-2	.500	0-0	.000	2-2	1.000	0	1	1	1.9	1	0	1	0	0	4	5.5			
at Cleveland St.	01/25/2024		21:12	2-4	.500	0-0	.000	2-3	.667	2	0	2	1.9	3	1	2	1	0	6	5.5			
at IU Indy	01/28/2024		11:25	0-0	.000	0-0	.000	2-2	1.000	0	0	0	1.8	2	2	0	0	0	2	5.3			
Youngstown St.	02/01/2024		12:12	1-3	.333	1-2	.500	1-2	.500	1	1	2	1.8	1	0	0	0	0	4	5.3			
at Northern Ky.	02/04/2024	*	21:40	3-5	.600	0-2	.000	0-0	.000	0	2	2	1.8	1	1	2	0	0	6	5.3			
Detroit Mercy	02/08/2024	*	13:49	1-3	.333	0-1	.000	0-0	.000	1	0	1	1.8	0	2	0	0	0	2	5.2			
Oakland	02/10/2024	*	12:37	1-3	.333	0-2	.000	0-0	.000	4	0	4	1.9	0	0	1	0	0	2	5.0			
Robert Morris	02/17/2024		09:57	0-3	.000	0-0	.000	0-0	.000	0	1	1	1.9	1	0	0	0	0	0	4.9			
at Detroit Mercy	02/22/2024		04:25	0-1	.000	0-0	.000	0-0	.000	0	0	0	1.8	0	0	0	0	0	0	4.7			
at Oakland	02/25/2024		08:07	0-1	.000	0-0	.000	2-2	1.000	0	0	0	1.7	4	1	0	0	1	2	4.6			
Purdue Fort Wayne	02/28/2024		01:37	0-0	.000	0-0	.000	0-0	.000	0	0	0	1.7	1	0	0	0	0	0	4.4			
Northern Ky.	03/02/2024		01:21	0-0	.000	0-0	.000	0-0	.000	0	0	0	1.6	1	0	0	0	0	0	4.3			
Northern Ky.	03/07/2024		04:54	0-0	.000	0-0	.000	0-0	.000	1	0	1	1.6	1	1	0	0	0	0	4.2			
Totals		3	370:07	51-93	.548	2-13	.154	29-43	.674	27	24	51	1.6	44	18	13	1	8	133	4.2			

CAREER HIGHS

- Points
- 12 (2x), last vs. Muskingum (12/22/23)
- Field Goals Made
- 6, vs. Muskingum (12/22/23)
- Field Goals Attempted
- 9, vs. Muskingum (12/22/23)
- Three-Pt. Field Goals Made
- 1 (2x), last vs. Youngstown State (2/1/24)
- Three-Pt. Field Goals Attempted
- 2 (3x), last at Northern Kentucky (2/4/24)
- Free Throws Made
- 4, at Robert Morris (1/10/24)
- Free Throws Attempted
- 6, vs. Davidson (12/2/23)
- Rebounds
- 7, vs. IUPUI (11/29/23)
- Assists
- 3, vs. IUPUI (11/29/23)
- Steals
- 3, vs. Bethel (12/7/23)
- Blocks
- 1, at Cleveland State (1/25/24)
- Minutes
- 24, vs. Muskingum (12/22/23)

Player Averages

Games Played	Minutes/game	Points/game	FG Pct	3FG Pct	FT Pct	Rebounds/game	Assists/game	Turnovers/game	Assist/Turnover ratio	Steals/game	Blocks/game
32	11.6	4.2	54.8	15.4	67.4	1.6	0.6	0.4	1.4	0.3	0.0



#3 ALEX HUIBREGTSE

GUARD | 6'3" | 205 LBS | R-SENIOR

GRAFTON, WI | GRAFTON HS

SEASON HIGHS

- Points
-
- Field Goals Made
-
- Field Goals Attempted
-
- Three-Pt. Field Goals Made
-
- Three-Pt. Field Goals Attempted
-
- Free Throws Made
-
- Free Throws Attempted
-
- Rebounds
-
- Assists
-
- Steals
-
- Blocks
-
- Minutes
-

CAREER HIGHS

- Points
- 32, at Cleveland State (1/25/24)
- Field Goals Made
- 10, at Cleveland State (1/25/24)
- Field Goals Attempted
- 16, vs. Northern Kentucky (3/7/24)
- Three-Pt. Field Goals Made
- 6, at Purdue Fort Wayne (2/19/23)
- Three-Pt. Field Goals Attempted
- 10, vs. Milwaukee (1/26/23)
- Free Throws Made
- 9, at Cleveland State (1/25/24)
- Free Throws Attempted
- 9, at Cleveland State (1/25/24)
- Rebounds
- 9, at Purdue Fort Wayne (1/6/24)
- Assists
- 10, at Northern Kentucky (2/4/24)
- Steals
- 2 (16x), last vs. Northern Kentucky (3/2/24)
- Blocks
- 1 (9x), last at Robert Morris (1/10/24)
- Minutes
- 44, vs. Northern Kentucky (3/7/24)

CAREER AT WRIGHT STATE

2023-24: Appeared in all 32 games with 31 starts, averaging 33.1 minutes per game... Averaged 12.3 points per game and shot 52.5 percent overall... Connected at 41.7 percent from three-point range... Recorded 20 double-digit scoring games, including each of the last nine contests... Scored a career-high 32 points in the 107-99 win at Cleveland State on January 25th... Dished out 3.3 assists per game, ninth in the Horizon League... 2.3 assist to turnover ratio was third in the conference... Tallied five or more rebounds in 11 contests... Recorded a double-double with 17 points and 10 assists in the win at Northern Kentucky (Feb. 4)... In conference play, ranked in the top-20 players in A/T ratio (2nd), Field Goal Percentage (4th), Three Point Field Goals Per Game (7th), assists (8th), minutes (10th), and scoring average (18th).

2022-23: Appeared in all 33 games with 12 starts, averaging 23.7 minutes per game, fourth-most on the roster... Averaged 8.6 points per game overall while tallying five-plus points in 24 contests, with double figures in seven Horizon League games and 12 total double figure games... Played 20-plus minutes in 26 contests, including in 21 of the last 23 games... Connected on at least one three-point in 28 contests... Tallied career-best 25 points against Milwaukee on Jan. 26 in first start of the season... Added multiple rebounds in 21 games, including a career-best six rebounds three times.

2021-22: Appeared in three games with one start (Lake Erie, 11/9) before season-ending back injury... Finished with nine total points in 39 minutes of action... Added four rebounds, three steals and two blocks.

2020-21: Appeared in all 24 games, averaging 14.6 minutes per game... Recorded 21 total baskets with 19 of them being from behind the three-point line... Recorded a season-high 12 points versus Youngstown State on January 9, while also recording four three-point field goals, another season-high, that night as well.

Notes: Played at Grafton High School, where he was a Wisconsin First Team All-State selection in Division 2 as a senior after averaging 24.2 points per game while shooting 47.3 percent from three-point range and adding 7.2 rebounds per game and 4.4 assists per contest... A first-team all-league selection in the North Shore Conference as a junior... Averaged 21.0 points, 6.1 rebounds and 4.6 assists for the Blackhawks, in 2018-19.

GAME BY GAME (23-24)

Opponent	Date	GS	MIN	Total		3-Pointers		Free throws		Rebounds			PF	A	TO	BLK	STL	PTS	AVG		
				FG-FGA	PCT	3FG-3FGA	PCT	FT-FTA	PCT	OFF	DEF	TOT								AVG	
at Colorado St.	11/10/2023	*	27:50	2-6	.333	0-3	.000	2-2	1.000	0	1	1	1.0	1	0	0	1	0	6	6.0	
Toledo	11/14/2023	*	27:08	2-6	.333	0-4	.000	0-1	.000	0	4	4	2.5	3	2	3	0	0	4	5.0	
at Indiana	11/16/2023	*	35:32	5-11	.455	3-6	.500	2-3	.667	0	4	4	3.0	4	0	1	1	0	15	8.3	
vs Louisiana	11/20/2023	*	26:51	1-5	.200	0-2	.000	0-1	.000	0	3	3	3.0	0	1	3	1	2	2	6.8	
vs Hofstra	11/21/2023	*	18:31	4-6	.667	2-4	.500	0-0	.000	0	2	2	2.8	5	2	2	0	1	10	7.4	
vs Illinois St.	11/22/2023	*	31:47	3-7	.429	1-5	.200	0-1	.000	1	7	8	3.7	1	2	1	0	0	7	7.3	
IU Indy	11/29/2023	*	25:16	2-5	.400	1-4	.250	0-0	.000	0	5	5	3.9	4	0	0	1	2	5	7.0	
at Davidson	12/02/2023	*	32:37	1-3	.333	1-2	.500	0-0	.000	0	5	5	4.0	2	2	2	0	1	3	6.5	
Bethel (IN)	12/07/2023	*	28:38	6-9	.667	1-3	.333	0-0	.000	0	8	8	4.4	2	6	2	0	2	13	7.2	
Western Ky.	12/12/2023	*	36:21	5-9	.556	1-3	.333	1-1	1.000	1	3	4	4.4	2	0	0	0	0	12	7.7	
Miami (OH)	12/19/2023	*	37:25	6-10	.600	2-4	.500	3-4	.750	0	5	5	4.5	1	3	0	0	1	17	8.5	
Muskingum	12/22/2023	*	31:47	2-4	.500	0-1	.000	0-0	.000	0	8	8	4.8	1	3	1	1	0	4	8.2	
at Green Bay	12/29/2023	*	25:09	1-6	.167	1-3	.333	0-0	.000	2	0	2	4.5	5	1	0	0	0	3	7.8	
at Milwaukee	12/31/2023	*	35:56	5-9	.556	3-4	.750	2-2	1.000	1	2	3	4.4	2	1	2	0	2	15	8.3	
Cleveland St.	01/04/2024	*	34:05	3-7	.429	1-4	.250	2-2	1.000	0	5	5	4.5	1	8	3	0	0	9	8.3	
at Purdue Fort Wayne	01/06/2024	*	37:00	7-12	.583	3-6	.500	4-4	1.000	1	8	9	4.8	3	6	1	0	0	21	9.1	
at Robert Morris	01/10/2024	*	24:34	3-7	.429	2-6	.333	0-0	.000	0	0	0	4.5	2	7	1	1	1	8	9.1	
at Youngstown St.	01/12/2024	*	28:09	8-13	.615	2-4	.500	2-2	1.000	0	5	5	4.5	4	4	0	0	0	20	9.7	
Green Bay	01/18/2024	*	33:26	5-9	.556	0-4	.000	0-0	.000	0	3	3	4.4	3	1	0	0	1	10	9.7	
Milwaukee	01/20/2024	*	37:24	6-10	.600	2-5	.400	0-0	.000	0	2	2	4.3	2	4	0	0	0	14	9.9	
at Cleveland St.	01/25/2024	*	39:43	10-14	.714	3-3	1.000	9-9	1.000	0	1	1	4.1	3	1	6	0	1	32	11.0	
at IU Indy	01/28/2024	*	35:38	3-5	.600	1-2	.500	2-2	1.000	0	4	4	4.1	4	9	2	0	2	9	10.9	
Youngstown St.	02/01/2024	*	38:56	3-9	.333	0-3	.000	0-0	.000	0	1	1	4.0	4	2	3	0	1	6	10.7	
at Northern Ky.	02/04/2024	*	38:06	7-13	.538	3-8	.375	0-0	.000	0	3	3	4.0	2	10	3	0	1	17	10.9	
Detroit Mercy	02/08/2024	*	34:03	6-11	.545	4-8	.500	2-2	1.000	1	4	5	4.0	2	3	1	0	1	18	11.2	
Oakland	02/10/2024	*	35:05	4-11	.364	2-7	.286	0-0	.000	1	1	2	3.9	1	3	1	0	0	10	11.2	
Robert Morris	02/17/2024	*	34:22	5-7	.714	3-3	1.000	1-2	.500	0	3	3	3.9	1	4	0	0	0	14	11.3	
at Detroit Mercy	02/22/2024	*	37:08	5-9	.556	3-4	.750	0-0	.000	0	4	4	3.9	3	4	0	0	0	13	11.3	
at Oakland	02/25/2024	*	30:43	8-12	.667	5-9	.556	0-1	.000	0	1	1	3.8	2	6	0	0	1	21	11.7	
Purdue Fort Wayne	02/28/2024	*	43:23	6-14	.429	3-6	.500	0-0	.000	1	6	7	3.9	3	2	3	0	1	15	11.8	
Northern Ky.	03/02/2024	*	39:14	6-9	.667	5-8	.625	2-2	1.000	0	1	1	3.8	0	5	2	0	2	19	12.0	
Northern Ky.	03/07/2024	*	43:43	9-16	.563	2-6	.333	0-0	.000	1	3	4	3.8	2	5	2	0	1	20	12.3	
Totals			32	1065:30	149-284	.525	60-144	.417	34-41	.829	10	112	122	3.8	71	107	47	6	24	392	12.3

Player Averages

Games Played	Minutes/game	Points/game	FG Pct	3FG Pct	FT Pct	Rebounds/game	Assists/game	Turnovers/game	Assist/Turnover ratio	Steals/game	Blocks/game
32	33.3	12.3	52.5	41.7	82.9	3.8	3.3	1.5	2.3	0.8	0.2



#4 KEATON NORRIS

GUARD | 6'0" | 175 LBS | R-JUNIOR

HILLIARD, OH | HILLIARD BRADLEY HS

CAREER AT WRIGHT STATE

2023-24: Redshirted. Named to the Horizon League Academic Honor Roll.

2022-23: Appeared in 33 games with 13 starts, averaging 20.6 minutes per game, fourth-most on the roster... Averaged 3.0 points per game on 43 percent shooting with a season-best 8 points against Abilene Christian on Nov. 21... Passed out multiple assists in 15 contests, including a career-high six assists at Milwaukee on Jan. 14.

2021-22: Appeared in 36 games with eight starts... Averaging 24.5 minutes per contest... Scored first collegiate points Nov. 9 against Lake Erie and found the scoring column 24 times, including a season-best 10 points in the HL tournament semifinal against Cleveland State on 3/7... Tallied nine points three times (1/13 at Robert Morris, 1/15 at Youngstown State, 2/5 vs. Oakland)... Played 40 minutes in back-to-back road games at Robert Morris and Youngstown State in mid-January... Pulled down multiple rebounds in 22 games, including season-high five rebounds three times (2/4 vs. Detroit Mercy, 2/13 vs. Northern Kentucky, 3/18 vs. Arizona).

Notes: Played at Hilliard Bradley High School, where he averaged 17.9 points, 4.6 assists and 4.3 rebounds per game as a senior... Helped Hilliard Bradley to an 18-5 record and regional semifinal appearance... Averaged 11.5 points per game as a junior along with averaging four assists and four rebounds per game... Shot 48 percent from the floor and 40 percent from three-point range, while also connecting at an 84 percent rate from the free throw stripe, as he helped Hilliard Bradley to a 25-2 record and the Ohio Capital-Cardinal (OCC) League championship in 2019-20.

SEASON HIGHS

- Points
-
- Field Goals Made
-
- Field Goals Attempted
-
- Three-Pt. Field Goals Made
-
- Three-Pt. Field Goals Attempted
-
- Free Throws Made
-
- Free Throws Attempted
-
- Rebounds
-
- Assists
-
- Steals
-
- Blocks
-
- Minutes
-

GAME BY GAME (22-23)

Opponent	Date	GS	MIN	Total		3-Pointers		Free Throws		Rebounds			PF	A	TO	BLK	STL	PTS	AVG		
				FG-FGA	PCT	3FG-3FGA	PCT	FT-FTA	PCT	OFF	DEF	TOT								AVG	
Davidson	11/09/2022	*	47:15	3-6	.500	1-2	.500	0-0	.000	1	5	6	6.0	4	2	1	0	0	7	7.0	
at Louisville	11/12/2022	*	21:07	0-3	.000	0-1	.000	0-0	.000	0	0	0	3.0	2	2	1	0	0	0	3.5	
Bowling Green	11/15/2022	*	32:18	2-3	.667	0-0	.000	0-0	.000	1	3	4	3.3	1	3	3	0	3	4	3.7	
Defiance	11/17/2022	*	25:50	0-1	.000	0-0	.000	0-0	.000	0	4	4	3.5	0	0	3	0	0	0	2.8	
vs Abilene Christian	11/21/2022	*	29:56	3-3	1.000	2-2	1.000	0-0	.000	0	3	3	3.4	1	1	4	0	0	8	3.8	
vs UC Riverside	11/22/2022	*	23:18	1-1	1.000	1-1	1.000	0-0	.000	0	1	1	3.0	1	0	0	0	2	3	3.7	
vs Weber St.	11/23/2022	*	28:12	3-4	.750	0-1	.000	0-0	.000	0	2	2	2.9	2	3	1	0	0	6	4.0	
Robert Morris	12/01/2022	*	29:53	1-3	.333	0-0	.000	0-0	.000	0	3	3	2.9	0	3	0	0	1	2	3.8	
Youngstown St.	12/04/2022	*	27:42	3-5	.600	0-1	.000	0-0	.000	0	1	1	2.7	3	1	2	0	0	6	4.0	
at Western Ky.	12/10/2022	*	22:40	1-4	.250	0-1	.000	0-0	.000	0	6	6	3.0	3	0	0	0	0	2	3.8	
at Akron	12/14/2022	*	21:25	0-6	.000	0-2	.000	0-0	.000	0	3	3	3.0	2	1	1	0	3	0	3.5	
Northwestern Ohio	12/17/2022	*	23:13	2-5	.400	1-3	.333	0-0	.000	0	3	3	3.0	1	2	1	0	0	5	3.6	
at Miami (OH)	12/22/2022	*	16:59	1-3	.333	0-0	.000	0-0	.000	0	1	1	2.8	4	3	0	0	1	2	3.5	
at Northern Ky.	12/29/2022	*	21:39	2-3	.667	0-1	.000	0-0	.000	0	1	1	2.7	3	2	3	0	3	4	3.5	
at IUPUI	01/02/2023	*	16:51	0-2	.000	0-0	.000	0-0	.000	0	4	4	2.8	2	3	0	0	0	0	3.3	
Detroit Mercy	01/06/2023	*	15:11	1-3	.333	0-0	.000	0-0	.000	0	2	2	2.8	0	0	1	0	1	2	3.2	
Oakland	01/08/2023	*	11:20	0-1	.000	0-1	.000	0-0	.000	0	0	0	2.6	0	1	0	0	0	0	3.0	
at Green Bay	01/12/2023	*	14:08	1-1	1.000	0-0	.000	0-0	.000	0	0	0	2.4	1	1	0	0	0	2	2.9	
at Milwaukee	01/14/2023	*	24:51	1-5	.200	0-2	.000	0-0	.000	0	1	1	2.4	3	6	0	0	1	2	2.9	
Purdue Fort Wayne	01/19/2023	*	16:01	2-3	.667	0-1	.000	0-0	.000	0	2	2	2.4	2	1	2	0	0	4	3.0	
Cleveland St.	01/21/2023	*	24:20	2-4	.500	1-1	1.000	0-0	.000	0	2	2	2.3	2	2	1	0	0	5	3.0	
Milwaukee	01/26/2023	*	10:34	0-1	.000	0-1	.000	4-4	1.000	0	1	1	2.3	3	1	0	0	0	4	3.1	
Green Bay	01/28/2023	*	21:27	2-5	.400	0-2	.000	0-0	.000	0	0	0	2.2	1	0	0	0	1	4	3.1	
at Youngstown St.	02/02/2023	*	19:04	2-3	.667	1-2	.500	0-0	.000	0	1	1	2.1	1	0	0	0	0	5	3.2	
at Robert Morris	02/04/2023	*	14:37	1-1	1.000	0-0	.000	0-0	.000	0	3	3	2.2	1	0	1	0	0	2	3.2	
IUPUI	02/08/2023	*	24:38	3-6	.500	1-3	.333	0-0	.000	0	3	3	2.2	3	4	0	0	2	7	3.3	
Northern Ky.	02/10/2023	*	02:40	0-0	.000	0-0	.000	0-0	.000	0	0	0	2.1	2	0	0	0	0	0	3.2	
at Cleveland St.	02/17/2023	*	20:17	1-3	.333	0-1	.000	0-0	.000	0	1	1	2.1	1	2	1	0	0	2	3.1	
at Purdue Fort Wayne	02/19/2023	*	16:50	2-3	.667	0-1	.000	0-0	.000	0	2	2	2.1	4	0	1	0	0	4	3.2	
at Oakland	02/23/2023	*	11:15	0-3	.000	0-3	.000	0-0	.000	0	1	1	2.0	2	2	1	0	0	0	3.1	
at Detroit Mercy	02/25/2023	*	07:25	0-0	.000	0-0	.000	0-0	.000	0	1	1	2.0	1	0	0	0	0	0	3.0	
Green Bay	02/28/2023	*	25:11	2-2	1.000	2-2	1.000	0-0	.000	0	7	7	2.2	1	2	0	0	0	6	3.1	
at Milwaukee	03/02/2023	*	13:11	0-1	.000	0-1	.000	2-2	1.000	1	2	3	2.2	1	1	1	0	0	2	3.0	
Totals			13	681:18	42-97	.433	10-36	.278	6-7	.857	3	69	72	2.2	58	49	30	0	18	100	3.0

CAREER HIGHS

- Points
- 10, vs. Cleveland State (3/7/22)
- Field Goals Made
- 3 (9x), last vs. IUPUI (2/8/23)
- Field Goals Attempted
- 6 (3x), last vs. IUPUI (2/8/23)
- Three-Pt. Field Goals Made
- 3 (2x), last vs. Cleveland State (3/7/22)
- Three-Pt. Field Goals Attempted
- 4 (8x), last vs. Cleveland State (3/7/22)
- Free Throws Made
- 4, vs. Milwaukee (1/26/23)
- Free Throws Attempted
- 4, vs. Milwaukee (1/26/23)
- Rebounds
- 7, vs. Green Bay (2/28/23)
- Assists
- 6, at Milwaukee (1/14/23)
- Steals
- 3 (4x), last at Northern Kentucky (12/29/22)
- Blocks
- 1, at Milwaukee (2/11/22)
- Minutes
- 47, vs. Davidson (11/9/22)

Player Averages

Games Played	Minutes/game	Points/game	FG Pct	3FG Pct	FT Pct	Rebounds/game	Assists/game	Turnovers/game	Assist/Turnover ratio	Steals/game	Blocks/game
33	20.6	3.0	43.3	27.8	85.7	2.2	1.5	0.9	1.6	0.5	0.0



#5 ALEX BRUSKOTTER

GUARD | 6'8" | 205 LBS | FRESHMAN

SHELBY, OH | SHELBY HS

SEASON HIGHS

Points

--

Field Goals Made

--

Field Goals Attempted

--

Three-Pt. Field Goals Made

--

Three-Pt. Field Goals Attempted

--

Free Throws Made

--

Free Throws Attempted

--

Rebounds

--

Assists

--

Steals

--

Blocks

--

Minutes

--

CAREER HIGHS

SAME

CAREER AT WRIGHT STATE

Notes: Prepped at Shelby High School, where he averaged 23.8 points, 9.1 rebounds and 5.9 assists per game as a senior... Earned Division II Northwest District Player of the Year, Division II District 6 Player of the Year and Mid-Ohio Athletic Conference Player of the Year honors as a senior... Finalist for 2024 Ohio Mr. Basketball Award... 2024 Ohio Division II Player of the Year... Led Shelby High School to a fifth straight Mid-Ohio Athletic Conference championship, the Division II district title and the program's first regional championship as a senior... Averaged 22 points, 9.0 rebounds and 4.9 assists as a junior on the way to being named the Ohio District 6 Division II Player of the Year and a second team All-State Division II selection... Played for Team Ohio in Italy in Spring 2024... Played in the Ohio-Kentucky All-Star game in April 2024, playing on the Team Ohio roster with fellow Raider Andrea Holden... Named Ohio's Most Valuable Player of the Ohio-Kentucky All-Star game.

GAME BY GAME



#13 SOLOMON CALLAGHAN

GUARD | 6'2" | 195 LBS | R-FRESHMAN

WADSWORTH, OH | WADSWORTH HS

CAREER AT WRIGHT STATE

2023-24: Redshirted.

Notes: Played at Wadsworth High School, where he averaged 21.7 points, 5.3 rebounds, 2.1 assists and 1.5 steals per game as a senior while helping lead Wadsworth to a 13-10 record in 2022-23, including scoring a career-high 45 points in a quadruple-overtime victory over Brunswick... A second-team Division I All-Ohio selection as a senior and The Gazette MVP after shooting 49.8 percent overall, 40.4 percent from three-point range and 88.4 percent at the free throw line... Averaged 18.2 points, 4.8 rebounds and 2.9 assists for the basketball team as a junior... A three-time All-Gazette selection and earned three all-state honors in his prep career... Broke Wadsworth High School scoring record on Dec. 27, 2022 and finished his 1,460 career points, which ranks fourth in Medina County (OH) history.

GAME BY GAME

SEASON HIGHS

Points

--

Field Goals Made

--

Field Goals Attempted

--

Three-Pt. Field Goals Made

--

Three-Pt. Field Goals Attempted

--

Free Throws Made

--

Free Throws Attempted

--

Rebounds

--

Assists

--

Steals

--

Blocks

--

Minutes

--

CAREER HIGHS

SAME



#14

BRANDON NOEL

FORWARD | 6'8" | 240 LBS | R-JUNIOR

LUCASVILLE, OH | CHILLICOTHE HS

SEASON HIGHS

- Points
-
- Field Goals Made
-
- Field Goals Attempted
-
- Three-Pt. Field Goals Made
-
- Three-Pt. Field Goals Attempted
-
- Free Throws Made
-
- Free Throws Attempted
-
- Rebounds
-
- Assists
-
- Steals
-
- Blocks
-
- Minutes
-

CAREER HIGHS

- Points
- 32, at Green Bay (1/12/23)
- Field Goals Made
- 14, at Green Bay (1/12/23)
- Field Goals Attempted
- 18, at Oakland (2/23/23)
- Three-Pt. Field Goals Made
- 3 (2x), last at Robert Morris (1/10/24)
- Three-Pt. Field Goals Attempted
- 6, vs. Northern Kentucky (3/2/24)
- Free Throws Made
- 8, vs. Robert Morris (2/17/24)
- Free Throws Attempted
- 10, vs. Robert Morris (2/17/24)
- Rebounds
- 17, vs. Detroit Mercy (1/6/23)
- Assists
- 7, vs. IUPUI (2/8/23)
- Steals
- 4, vs. Miami (OH) (12/19/23)
- Blocks
- 3 (4x), last at Detroit Mercy (2/22/24)
- Minutes
- 48, at Youngstown State (2/2/23)

CAREER AT WRIGHT STATE

2023-24: Appeared and started 31 games, averaging 34.4 minutes per game, second-most on the roster... Averaged 14.5 points per game and led the team with 8 rebounds per game... Scored double figures in 26 games, including six games with 20 points or more... Top-15 in HL statistical marks in rebounds per game (3rd), Field Goal Percentage (3rd), minutes (7th), blocks (10th), and points per game (12th)... Season-high 25 points on 9-14 shooting in the home win over Miami (OH) on Dec. 19... Recorded nine double-doubles, including 19 points and 16 rebounds in the win over NCAA tournament qualifier, Oakland in Rochester on Feb. 25... One of 23 players in Wright State program history with 500-plus career rebounds... Named Second-Team All-Horizon League, Horizon League All-Academic Team, and the Horizon League Academic Honor Roll.

2022-23: Appeared in all 33 games with 26 starts, averaging 29.1 minutes per game, third-most on the roster... Averaged 13.0 points per game, a Top 15 mark in the HL and the most among freshman in the Horizon League, while his 60.9 overall shooting percentage was tops in the Horizon League and finished No. 19 nationally... His 8.7 rebounds per game average was third-most in the Horizon League, while in Horizon League-specific games, his 10.1 rebounds per game led all players in the HL... Finished third in the Horizon League with 288 total rebounds, a Top 50 mark nationally, while his 215 defensive rebounds were the second-most in the HL... Tallied 11 double-doubles on the season, the third-most the Horizon League, while recording HL-best eight double-doubles in League play... Recorded double figures scoring 23 times with seven games of 20-plus points... Had 13 double-digit rebound games and five or more rebounds in 28 contests... Named the Horizon League Freshman of the Year on the court... Member of Horizon League Basketball All-Academic Team before being named 2023 Horizon League Winter Scholar-Athlete of the season.

2021-22: Redshirted.
2020-21: Redshirted.


Notes: Played at Chillicothe High School, where he was an Ohio First Team All-State Division I selection as a senior... Helped lead Chillicothe to its second consecutive Frontier Athletic Conference championship as a junior... Also earned second team Division I All-District honors, first team All-District honors on the D-I and D-II District 14 Coaches Association team, and All-Ohio honorable mention in D-I after averaging 16 points per game and over eight rebounds per game in 2018-19.

GAME BY GAME (23-24)

Opponent	Date	GS	MIN	Total		3-Pointers		Free throws		Rebounds				PF	A	TO	BLK	STL	PTS	AVG	
				FG-FGA	PCT	3FG-3FGA	PCT	FT-FTA	PCT	OFF	DEF	TOT	AVG								
at Colorado St.	11/10/2023	*	36:24	3-4	.750	1-1	1.000	1-2	.500	2	2	4	4.0	3	3	3	2	0	8	8.0	
Toledo	11/14/2023	*	40:00	3-7	.429	2-3	.667	2-3	.667	2	6	8	6.0	1	0	2	3	0	10	9.0	
at Indiana	11/16/2023	*	36:56	1-11	.091	0-3	.000	2-2	1.000	1	7	8	6.7	3	2	3	0	1	4	7.3	
vs Louisiana	11/20/2023	*	34:44	7-12	.583	0-2	.000	2-4	.500	4	1	5	6.3	4	1	4	1	0	16	9.5	
vs Hofstra	11/21/2023	*	35:39	6-11	.545	3-5	.600	2-2	1.000	1	5	6	6.2	1	0	0	1	0	17	11.0	
vs Illinois St.	11/22/2023	*	32:23	6-10	.600	2-4	.500	5-8	.625	3	3	6	6.2	3	1	2	2	1	19	12.3	
IU Indy	11/29/2023	*	29:47	7-13	.538	1-3	.333	2-2	1.000	2	8	10	6.7	1	2	1	0	0	17	13.0	
at Davidson	12/02/2023	*	35:32	5-11	.455	1-3	.333	0-0	.000	1	5	6	6.6	1	1	0	0	1	11	12.8	
Bethel (IN)	12/07/2023	*	22:38	3-9	.333	1-3	.333	5-6	.833	2	3	5	6.4	2	0	1	1	0	12	12.7	
Western Ky.	12/12/2023	*	32:50	2-6	.333	0-2	.000	1-2	.500	1	5	6	6.4	3	1	2	1	1	5	11.9	
Miami (OH)	12/19/2023	*	34:21	9-14	.643	0-2	.000	7-7	1.000	1	11	12	6.9	1	3	2	0	4	25	13.1	
at Green Bay	12/29/2023	*	36:59	5-11	.455	0-4	.000	0-1	.000	1	8	9	7.1	2	2	2	1	1	10	12.8	
at Milwaukee	12/31/2023	*	37:44	5-7	.714	1-1	1.000	5-8	.625	2	8	10	7.3	3	4	2	0	0	16	13.1	
Cleveland St.	01/04/2024	*	36:57	10-12	.833	2-3	.667	2-2	1.000	0	9	9	7.4	2	2	3	2	0	24	13.9	
at Purdue Fort Wayne	01/06/2024	*	27:46	5-6	.833	0-0	.000	3-4	.750	3	5	8	7.5	4	3	3	0	1	13	13.8	
at Robert Morris	01/10/2024	*	32:24	7-11	.636	3-3	1.000	0-0	.000	2	10	12	7.8	1	3	1	2	0	17	14.0	
at Youngstown St.	01/12/2024	*	32:17	2-7	.286	0-2	.000	0-0	.000	2	5	7	7.7	3	1	1	1	0	4	13.4	
Green Bay	01/18/2024	*	35:08	5-9	.556	1-2	.500	6-8	.750	1	11	12	7.9	1	3	1	1	1	17	13.6	
Milwaukee	01/20/2024	*	37:05	8-10	.800	1-3	.333	6-6	1.000	0	5	5	7.8	4	2	2	0	1	23	14.1	
at Cleveland St.	01/25/2024	*	28:58	4-5	.800	1-1	1.000	0-0	.000	0	4	4	7.6	5	0	1	0	1	9	13.9	
at IU Indy	01/28/2024	*	33:26	7-14	.500	1-2	.500	5-5	1.000	4	7	11	7.8	2	1	2	1	0	20	14.1	
Youngstown St.	02/01/2024	*	34:22	4-9	.444	2-3	.667	6-6	1.000	1	2	3	7.5	2	3	0	0	1	16	14.2	
at Northern Ky.	02/04/2024	*	28:33	6-9	.667	1-2	.500	2-4	.500	0	5	5	7.4	3	2	0	0	2	15	14.3	
Detroit Mercy	02/08/2024	*	34:20	5-10	.500	0-1	.000	1-1	1.000	3	3	6	7.4	2	1	3	0	1	11	14.1	
Oakland	02/10/2024	*	36:39	5-14	.357	1-3	.333	0-0	.000	1	7	8	7.4	0	1	1	1	3	11	14.0	
Robert Morris	02/17/2024	*	29:02	6-7	.857	1-1	1.000	8-10	.800	2	6	8	7.4	3	1	1	0	0	21	14.3	
at Detroit Mercy	02/22/2024	*	35:19	8-12	.667	2-3	.667	4-4	1.000	3	6	9	7.5	4	0	2	3	1	22	14.6	
at Oakland	02/25/2024	*	37:10	6-12	.500	1-3	.333	6-6	1.000	5	11	16	7.8	2	2	1	0	19	14.7		
Purdue Fort Wayne	02/28/2024	*	41:40	4-10	.400	1-3	.333	1-2	.500	1	9	10	7.9	1	3	4	0	2	10	14.6	
Northern Ky.	03/02/2024	*	38:27	7-14	.500	2-6	.333	3-4	.750	3	9	12	8.0	3	1	2	0	0	19	14.7	
Northern Ky.	03/07/2024	*	42:06	5-13	.385	0-3	.000	0-0	.000	2	6	8	8.0	4	1	3	1	3	10	14.5	
Totals			31	1067:36	166-310	.535	32-80	.400	87-109	.798	56	192	248	8.0	74	50	56	25	26	451	14.5

Player Averages

Games Played	Minutes/game	Points/game	FG Pct	3FG Pct	FT Pct	Rebounds/game	Assists/game	Turnovers/game	Assist/Turnover ratio	Steals/game	Blocks/game
31	34.4	14.5	53.5	40.0	79.8	8.0	1.6	1.8	0.9	0.8	0.8



#15

BRADEN GRANT

FORWARD | 6'7" | 210 LBS | R-JUNIOR

BEAVERCREEK, OH | BEAVERCREEK HS

CAREER AT WRIGHT STATE

2023-24: Appeared in 3 games before missing the rest of season due to injury... Made first appearance as a Raider in the win at Illinois State (Nov. 22).

Prior to Wright State (Cedarville): Played in 11 games for Cedarville during the 2022-23 after redshirting during the 2021-22 campaign... Tallied first collegiate points in Nov. 2022 with a basket against Boyce... Hit lone three-pointer in Feb. 2023 against Trevecca... Work in the classroom garnered Dean's List honors while at Cedarville.

Notes: A native of Beavercreek, Ohio, played four seasons at Beavercreek High School, earning Greater Western Ohio Conference honorable mention recognition and OHSAA academic honors while also playing baseball at Beavercreek.

SEASON HIGHS

- Points --
- Field Goals Made --
- Field Goals Attempted --
- Three-Pt. Field Goals Made --
- Three-Pt. Field Goals Attempted --
- Free Throws Made --
- Free Throws Attempted --
- Rebounds --
- Assists --
- Steals --
- Blocks --
- Minutes --

GAME BY GAME [23-24]


Opponent	Date	GS	MIN	Total		3-Pointers		Free throws		Rebounds				PF	A	TO	BLK	STL	PTS	AVG
				FG-FGA	PCT	3FG-3FGA	PCT	FT-FTA	PCT	OFF	DEF	TOT	AVG							
vs Illinois St.	11/22/2023		01:58	0-0	.000	0-0	.000	0-0	.000	0	0	0	0.0	0	0	0	0	0	0	0.0
IU Indy	11/29/2023		02:27	0-0	.000	0-0	.000	0-0	.000	0	0	0	0.0	0	0	0	0	0	0	0.0
Bethel (IN)	12/07/2023		01:18	0-1	.000	0-1	.000	0-0	.000	0	0	0	0.0	0	0	0	0	0	0	0.0
Totals		0	05:43	0-1	.000	0-1	.000	0-0	.000	0	0	0	0.0	0	0	0	0	0	0	0.0

Player Averages

Games Played	Minutes/game	Points/game	FG Pct	3FG Pct	FT Pct	Rebounds/game	Assists/game	Turnovers/game	Assist/Turnover ratio	Steals/game	Blocks/game
3	1.9	0.0	0.0	0.0	0.0	0.0	0.0	0.0	0.0	0.0	0.0

CAREER HIGHS

- (at Cedarville/Wright State)*
- Points 3, at Trevecca (2/6/23)
 - Field Goals Made 1 (2x), last at Trevecca (2/6/23)
 - Field Goals Attempted 3, at Wilberforce (11/21/22)
 - Three-Pt. Field Goals Made 1, at Trevecca (2/6/23)
 - Three-Pt. Field Goals Attempted 2, vs. Central State (12/19/22)
 - Free Throws Made 1, vs. Central State (12/19/22)
 - Free Throws Attempted 2, vs. Central State (12/19/22)
 - Rebounds 2, vs. Central State (12/19/22)
 - Assists --
 - Steals 1 (4x), last at Hillsdale (2/28/23)
 - Blocks 1, vs. Truman State (11/11/22)
 - Minutes 9, vs. Central State (12/19/23)



#20 ANDREA HOLDEN

FORWARD | 6'6" | 215 LBS | FRESHMAN

HAMILTON, OH | HAMILTON HS

SEASON HIGHS

Points

--

Field Goals Made

--

Field Goals Attempted

--

Three-Pt. Field Goals Made

--

Three-Pt. Field Goals Attempted

--

Free Throws Made

--

Free Throws Attempted

--

Rebounds

--

Assists

--

Steals

--

Blocks

--

Minutes

--

CAREER HIGHS

SAME

CAREER AT WRIGHT STATE

Notes: Prepped at Hamilton High School... Finished senior season with a 12.2 points per game scoring average while grabbing 7.9 rebounds per game, adding 1.6 blocks per game... Had 17 double-digit scoring games, including six contests with 15 or more points, with eight double-doubles and five-plus rebounds in 22 games... Scored career-best 26 points in a win over Fairfield in February, tying a career-high with 14 rebounds in the same game... A first-team All-GMC performer as a senior, was also named a third-team All-Southwest District player for his play as a senior and an honorable mention All-Ohio honoree while helping guide Hamilton to the OHSAA Division I district title for the first time since 2004... As a junior, averaged 10.9 points per game while collecting 8.2 rebounds a game and averaging 1.7 blocks per game, including eight contests of 15 or more points and seven double-double games and five-plus rebounds in 20 contests... Had a season-high 19 points in a win versus St. Xavier and on three different occasions he recorded 14 rebounds, later earning second-team All-GMC honors for his play that season... Played in the Ohio-Kentucky All-Star game in April 2024, playing on the Team Ohio roster with fellow Raider Alex Bruskotter.

GAME BY GAME



#21

LOGAN WOODS

GUARD | 6'5" | 185 LBS | R-SOPHOMORE

FAIRFIELD, OH | FAIRFIELD HS

CAREER AT WRIGHT STATE

2023-24: Appeared in 27 games, averaging 11.1 minutes per game... Averaged 2.3 points per game... Made first career appearance and score first career point via the charity stripe at Colorado State (Nov. 10)... Scored a career-high 11 points in 19 minutes of action in the win at Detroit Mercy (Feb. 22)... Knocked down first career three-pointer in the home win against IUPUI on Nov. 29... Played a career-high 23 minutes and recorded a career-high 4 rebounds in the OT game on Feb. 28 against Purdue Fort Wayne... Scored two points in 14 minutes of action in the Horizon League tournament game versus Northern Kentucky (Mar. 7).

2022-23: Redshirted.

Notes: Played at Fairfield High School, where he averaged 14 points, four rebounds and three assists per game as a senior... Helped Fairfield to a 19-5 record as a senior and a trip to the Division I regional final... Averaged 16.1 points per game as a junior, shooting 46.5 percent overall from the floor with a 36.5 percent average from three-point range, adding 3.3 rebounds per game and 1.7 assists per contest as Fairfield won the conference championship and he was named a first team All-League player and earning Division I All-Ohio honorable mention honors.

SEASON HIGHS

- Points --
- Field Goals Made --
- Field Goals Attempted --
- Three-Pt. Field Goals Made --
- Three-Pt. Field Goals Attempted --
- Free Throws Made --
- Free Throws Attempted --
- Rebounds --
- Assists --
- Steals --
- Blocks --
- Minutes --

GAME BY GAME (23-24)

Opponent	Date	GS	MIN	Total		3-Pointers		Free throws		Rebounds				PF	A	TO	BLK	STL	PTS	AVG
				FG	PCT	3FG	PCT	FT	PCT	OFF	DEF	TOT	AVG							
at Colorado St.	11/10/2023		07:25	0-0	.000	0-0	.000	1-2	.500	0	0	0	0.0	0	0	1	0	0	1	1.0
Toledo	11/14/2023		12:08	0-1	.000	0-1	.000	0-0	.000	1	1	2	1.0	0	1	0	0	1	0	0.5
at Indiana	11/16/2023		08:34	0-2	.000	0-2	.000	0-0	.000	1	0	1	1.0	1	1	0	0	0	0	0.3
vs Louisiana	11/20/2023		13:05	1-1	1.000	0-0	.000	2-2	1.000	0	3	3	1.5	2	2	0	0	1	4	1.3
vs Hofstra	11/21/2023		21:29	0-0	.000	0-0	.000	0-0	.000	0	3	3	1.8	2	2	0	0	1	0	1.0
vs Illinois St.	11/22/2023		13:04	0-1	.000	0-1	.000	0-0	.000	1	0	1	1.7	2	1	2	0	0	0	0.8
IU Indy	11/29/2023		15:35	1-2	.500	1-1	1.000	0-0	.000	0	1	1	1.6	0	3	1	0	0	3	1.1
at Davidson	12/02/2023		05:26	0-0	.000	0-0	.000	0-0	.000	1	0	1	1.5	0	0	0	0	1	0	1.0
Bethel (IN)	12/07/2023		11:48	0-2	.000	0-0	.000	0-0	.000	0	2	2	1.6	0	1	1	0	0	0	0.9
Miami (OH)	12/19/2023		08:30	0-1	.000	0-1	.000	0-0	.000	0	0	0	1.4	2	1	0	0	0	0	0.8
at Purdue Fort Wayne	01/06/2024		04:28	0-0	.000	0-0	.000	0-0	.000	0	0	0	1.3	2	1	0	0	0	0	0.7
at Robert Morris	01/10/2024		04:55	1-2	.500	1-1	1.000	0-1	.000	1	1	2	1.3	0	0	0	0	0	3	0.9
at Youngstown St.	01/12/2024		12:22	2-3	.667	1-2	.500	3-3	1.000	0	2	2	1.4	2	0	0	0	0	8	1.5
Green Bay	01/18/2024		11:20	1-4	.250	1-4	.250	0-0	.000	0	0	0	1.3	1	1	0	0	0	3	1.6
Milwaukee	01/20/2024		06:40	1-2	.500	1-1	1.000	0-0	.000	0	0	0	1.2	3	0	2	0	1	3	1.7
at Cleveland St.	01/25/2024		18:45	2-4	.500	0-1	.000	1-1	1.000	0	1	1	1.2	1	0	0	1	0	5	1.9
at IU Indy	01/28/2024		11:45	0-2	.000	0-0	.000	0-0	.000	0	1	1	1.2	2	1	1	0	0	0	1.8
Youngstown St.	02/01/2024		06:52	0-1	.000	0-0	.000	0-0	.000	0	2	2	1.2	1	1	2	0	1	0	1.7
at Northern Ky.	02/04/2024		01:06	0-1	.000	0-1	.000	0-0	.000	0	0	0	1.2	2	0	0	0	0	0	1.6
Detroit Mercy	02/08/2024		15:33	2-3	.667	1-1	1.000	4-4	1.000	1	0	1	1.2	3	1	1	0	0	9	2.0
Oakland	02/10/2024		05:43	0-2	.000	0-2	.000	0-0	.000	0	0	0	1.1	1	0	0	0	0	0	1.9
Robert Morris	02/17/2024		07:05	0-1	.000	0-0	.000	0-0	.000	0	0	0	1.0	4	0	0	0	0	0	1.8
at Detroit Mercy	02/22/2024		18:56	4-8	.500	1-3	.333	2-3	.667	2	1	3	1.1	2	0	0	0	2	11	2.2
at Oakland	02/25/2024		09:27	1-3	.333	1-3	.333	0-0	.000	0	0	0	1.1	1	1	0	0	2	3	2.2
Purdue Fort Wayne	02/28/2024		22:20	2-5	.400	0-1	.000	0-0	.000	0	4	4	1.2	1	1	1	0	0	4	2.3
Northern Ky.	03/02/2024		13:08	1-3	.333	0-2	.000	0-1	.000	0	2	2	1.2	3	0	1	0	0	2	2.3
Northern Ky.	03/07/2024		13:51	1-1	1.000	0-0	.000	0-0	.000	0	0	0	1.2	1	0	0	0	1	2	2.3
Totals		0	301:19	20-55	.364	8-28	.286	13-17	.765	8	24	32	1.2	39	19	13	1	11	61	2.3

Player Averages

Games Played	Minutes/game	Points/game	FG Pct	3FG Pct	FT Pct	Rebounds/game	Assists/game	Turnovers/game	Assist/Turnover ratio	Steals/game	Blocks/game
27	11.2	2.3	36.4	28.6	76.5	1.2	0.7	0.5	1.5	0.4	0.0

CAREER HIGHS

- Points 11, at Detroit Mercy (2/22/24)
- Field Goals Made 4, at Detroit Mercy (2/22/24)
- Field Goals Attempted 8, at Detroit Mercy (2/22/24)
- Three-Pt. Field Goals Made 1 (8x), last at Oakland (2/25/24)
- Three-Pt. Field Goals Attempted 4, vs. Green Bay (1/18/24)
- Free Throws Made 4, vs. Detroit Mercy (2/8/24)
- Free Throws Attempted 4, vs. Detroit Mercy (2/8/24)
- Rebounds 4, vs. Purdue Fort Wayne (2/28/24)
- Assists 3, vs. IUPUI (11/29/23)
- Steals 2 (2x), last at Oakland (2/25/24)
- Blocks 1, at Cleveland State (1/25/24)
- Minutes 23, vs. Purdue Fort Wayne (2/28/24)



#22 ANDREW WELAGE

GUARD | 6'6" | 205 LBS | GRADUATE

GREENBURG, IN | GREENBURG HS

SEASON HIGHS

- Points
--
- Field Goals Made
--
- Field Goals Attempted
--
- Three-Pt. Field Goals Made
--
- Three-Pt. Field Goals Attempted
--
- Free Throws Made
--
- Free Throws Attempted
--
- Rebounds
--
- Assists
--
- Steals
--
- Blocks
--
- Minutes
--

CAREER HIGHS

- Points
25, at Indiana (11/16/23)
- Field Goals Made
8, at Indiana (11/16/23)
- Field Goals Attempted
13, at Indiana (11/16/23)
- Three-Pt. Field Goals Made
7, at Indiana (11/16/23)
- Three-Pt. Field Goals Attempted
10, at Indiana (11/16/23)
- Free Throws Made
6, vs. IUPUI (2/8/23)
- Free Throws Attempted
6 (2x), last vs. IUPUI (2/8/23)
- Rebounds
8, at Miami (OH) (12/22/22)
- Assists
6 (2x), last vs. Western Kentucky (12/12/23)
- Steals
4, vs. Milwaukee (1/26/23)
- Blocks
2, at Milwaukee (3/2/23)
- Minutes
33, at Indiana (11/16/23)

CAREER AT WRIGHT STATE

2023-24: Appeared in 26 games, making 1 start... Averaged 15.5 minutes per game... Contributed 5.1 points per game on 50.5 percent shooting... Knocked down 28 triples at a 45.2 percent clip... Poured in a career-best 25 points at Indiana (Nov. 16)... Had 5 games with two or more three-pointers made, including a 7-for-10 performance at Indiana... Hit 5 threes on the way to 17 points in the win over Muskingum (12/22)... Recorded 3 or more rebounds in eight contests... Filled the stat sheet with 7 points, 6 assists, 4 rebounds, and 2 steals versus Western Kentucky on Dec. 12.

2022-23: Appeared in all 33 games with five starts, averaging 16.8 minutes per game... Averaged 6.7 points per contest with nine double figure scoring games... Recorded career-best 19 points on Jan. 26 against Milwaukee, with 15 of those points in the first half... Pulled down multiple rebounds in 21 games, grabbing a career-high eight boards at Miami (OH) on Dec. 22... Connected on at least one three-pointer in 17 contests.

2021-22: Appeared in 34 games, averaging 15.1 minutes per contest... Averaging 4.1 points per game... Has 15 games with at least five points, including a season-best 11 points three times (11/24 vs. Long Beach State, 2/4 vs. Detroit Mercy, 3/3 vs. Oakland)... Recorded multiple rebounds in 20 contests... Dished out at least one assist in 22 games, including season-best four assists twice (1/8 vs. IUPUI, 2/24 vs. Youngstown State) and three helpers in the NCAA First Four win over Bryant on 3/16.

2020-21: Appeared in 11 of 24 games, averaging 7.4 minutes per contest... Had a total of 17 rebounds and 18 points on the season... Tallied a career-high six points against Cleveland State on January 16... Recorded a season-best five rebounds twice, last versus Youngstown State on January 9.

Notes: Played at Greensburg High School, where he averaged 21.3 points per game, shot 59.8 percent from the floor (46.6 percent from three-point range) and averaged 6.3 rebounds per game and 4.4 assists per game while being named an Indiana 'Supreme 15' All-State Selection... Averaged 16.7 points, 6.5 rebounds, 4.6 assists and 1.5 steals per game and reached the 1,000-point milestone as a junior while leading the Pirates to a 24-2 record... Shot 62 percent from the field overall and 52 percent from the 3-point line as a junior.

GAME BY GAME (23-24)

Opponent	Date	GS	MIN	Total			3-Pointers		Free throws		Rebounds			PF	A	TO	BLK	STL	PTS	AVG
				FG-FGA	PCT	PCT	PCT	PCT	OFF	DEF	TOT	AVG								
at Colorado St.	11/10/2023		09:18	0-0	.000	0-0	.000	0-0	.000	0	0	0	0.0	1	0	2	0	1	0	0.0
Toledo	11/14/2023		02:06	0-0	.000	0-0	.000	0-0	.000	0	0	0	0.0	1	0	1	0	0	0	0.0
at Indiana	11/16/2023		32:39	8-13	.615	7-10	.700	2-5	.400	0	2	2	0.7	2	1	2	0	0	25	8.3
vs Louisiana	11/20/2023		19:12	4-6	.667	2-4	.500	2-2	1.000	0	3	3	1.3	1	0	2	0	1	12	9.3
vs Hofstra	11/21/2023		21:03	2-4	.500	1-1	1.000	0-0	.000	1	3	4	1.8	0	0	1	0	2	5	8.4
vs Illinois St.	11/22/2023		22:40	1-5	.200	1-4	.250	2-2	1.000	0	4	4	2.2	1	1	0	1	1	5	7.8
IU Indy	11/29/2023		17:38	4-7	.571	1-4	.250	0-0	.000	0	0	0	1.9	0	2	0	1	0	9	8.0
at Davidson	12/02/2023		13:44	2-4	.500	0-1	.000	0-0	.000	0	0	0	1.6	1	0	0	0	1	4	7.5
Bethel (IN)	12/07/2023		08:48	0-0	.000	0-0	.000	0-0	.000	0	1	1	1.6	0	1	1	1	0	0	6.7
Western Ky.	12/12/2023		23:00	2-5	.400	1-3	.333	2-2	1.000	1	3	4	1.8	2	6	3	0	2	7	6.7
Miami (OH)	12/19/2023		19:28	2-4	.500	0-2	.000	0-0	.000	0	0	0	1.6	1	3	3	0	0	4	6.5
Muskingum	12/22/2023	*	28:04	6-9	.667	5-7	.714	0-0	.000	0	4	4	1.8	0	4	0	1	0	17	7.3
at Green Bay	12/29/2023		23:06	0-4	.000	0-3	.000	2-2	1.000	3	0	3	1.9	0	3	0	1	1	2	6.9
at Milwaukee	12/31/2023		24:51	3-6	.500	2-4	.500	0-0	.000	2	1	3	2.0	3	1	0	0	0	8	7.0
Cleveland St.	01/04/2024		16:09	0-1	.000	0-1	.000	0-0	.000	0	1	1	1.9	1	2	2	0	0	0	6.5
at Purdue Fort Wayne	01/06/2024		26:27	5-7	.714	3-5	.600	2-2	1.000	0	2	2	1.9	2	1	0	0	0	15	7.1
at Robert Morris	01/10/2024		16:41	2-3	.667	1-2	.500	0-0	.000	0	4	4	2.1	0	3	2	0	0	5	6.9
at Youngstown St.	01/12/2024		09:02	0-0	.000	0-0	.000	0-0	.000	1	1	2	2.1	0	0	1	0	0	0	6.6
Green Bay	01/18/2024		09:04	1-3	.333	1-3	.333	0-0	.000	1	0	1	2.0	2	1	0	0	0	3	6.4
Milwaukee	01/20/2024		06:37	0-1	.000	0-1	.000	0-0	.000	0	0	0	1.9	0	1	0	0	0	0	6.1
at Northern Ky.	02/04/2024		02:20	0-0	.000	0-0	.000	0-0	.000	0	0	0	1.8	0	1	0	0	0	0	5.8
Robert Morris	02/17/2024		16:51	1-3	.333	0-1	.000	0-0	.000	1	1	2	1.8	2	2	0	0	0	2	5.6
at Detroit Mercy	02/22/2024		15:17	1-3	.333	1-3	.333	0-0	.000	1	0	1	1.8	2	0	0	0	0	3	5.5
at Oakland	02/25/2024		07:22	0-0	.000	0-0	.000	0-0	.000	0	2	2	1.8	0	0	1	0	0	0	5.3
Northern Ky.	03/02/2024		07:54	1-2	.500	1-2	.500	0-0	.000	0	0	0	1.7	1	0	1	0	1	0	5.2
Northern Ky.	03/07/2024		03:09	1-1	1.000	1-1	1.000	0-0	.000	1	0	1	1.7	0	0	1	0	0	3	5.1
Totals			1 402:30	46-91	.505	28-62	.452	12-15	.800	12	32	44	1.7	23	33	23	5	9	132	5.1

Player Averages

Games Played	Minutes/game	Points/game	FG Pct	3FG Pct	FT Pct	Rebounds/game	Assists/game	Turnovers/game	Assist/Turnover ratio	Steals/game	Blocks/game
26	15.5	5.1	50.5	45.2	80.0	1.7	1.3	0.9	1.4	0.3	0.2



#23

JACK DOUMBIA

WING | 6'6" | 195 LBS | SENIOR

LANHAM, MD | LANHAM CHRISTIAN SCHOOL

CAREER AT WRIGHT STATE

Norfolk State (2022-24): Played in 40 games over two seasons at Norfolk State... Averaged 13.5 minutes per game while shooting 50.0 percent from the floor and pulling down 85 rebounds, including 58 on the defensive glass... Added 26 steals over two seasons and tallied 11 blocks.. Pulled down a Norfolk State career-best 10 rebounds in November 2022 and grabbed multiple boards in 26 contests over two years... Had six double figure scoring games with the Spartans, with Norfolk State career-best 17 points coming back in December 2023... Tallied five-plus points in 18 contests.

Tallahassee Community College (2021-22): Averaged 7.2 points and 4.3 rebounds as he was named to the All-Panhandle Conference Second Team.

Cloud County Community College (2020-21): Averaged 14.4 points and 5.7 rebounds over seven games before his season was cut short due to injury.

Notes: Was named the Maryland Independent Schools Athletic League Player of the Year after averaging 27 points and 12 rebounds per game as a senior at Lanham Christian School.

GAME BY GAME (23-24 AT NORFOLK STATE)

Date	Opponent	GS	MIN	FOM/A	%	3FG/A	%	FTM/A	%	OFF	DEF	TOT	AVG	PF	AST	T/O	BLK	STL	PTS	AVG
12/13/23	at Stony Brook		5	1-4	.250	0-3	.000	0-0	.000	0	0	0	0.0	1	0	0	0	1	2	2.0
12/16/23	at Hofstra		7	0-0	.000	0-0	.000	0-0	.000	0	1	1	0.5	2	0	0	0	0	0	1.0
12/18/23	Southern Va.		15	3-5	.600	0-1	.000	2-2	1.000	0	3	3	1.3	0	0	0	1	0	8	3.3
12/20/23	at UIEP		19	5-7	.714	0-0	.000	0-0	.000	0	2	2	1.5	2	1	0	0	1	10	5.0
12/21/23	vs South Dakota St.	*	24	7-11	.636	2-2	1.000	1-1	1.000	0	2	2	1.6	4	0	2	0	0	17	7.4
01/02/24	at Tennessee	*	16	0-5	.000	0-2	.000	0-0	.000	0	2	2	1.7	0	0	1	0	0	0	6.2
01/06/24	at South Carolina State		12	1-3	.333	0-0	.000	0-0	.000	1	2	3	1.9	3	0	1	0	0	2	5.6
01/08/24	at N.C. Central		18	3-6	.500	0-0	.000	0-2	.000	0	3	3	2.0	2	1	1	1	1	6	5.6
01/15/24	Virginia-Lynchburg		10	3-5	.600	0-0	.000	2-2	1.000	1	1	2	2.0	2	1	0	0	3	8	5.9
01/20/24	at Howard		6	0-3	.000	0-1	.000	0-0	.000	1	1	2	2.0	0	1	0	0	1	0	5.3
01/29/24	Morgan St.		5	0-0	.000	0-0	.000	0-0	.000	0	0	0	1.8	0	0	0	0	0	0	4.8
02/03/24	Delaware St.		3	0-1	.000	0-0	.000	0-0	.000	0	0	0	1.7	1	0	0	0	0	0	4.4
02/05/24	at UMES		9	0-1	.000	0-0	.000	2-2	1.000	0	1	1	1.6	1	1	0	0	0	2	4.2
02/17/24	South Carolina St.		1	0-0	.000	0-0	.000	0-0	.000	0	0	0	1.5	0	0	1	0	0	0	3.9
02/19/24	N.C. Central		13	2-2	1.000	0-0	.000	1-2	.500	0	1	1	1.5	2	0	0	1	0	5	4.0
02/24/24	at Coppin St.		12	1-3	.333	0-0	.000	0-0	.000	0	3	3	1.6	4	0	3	1	0	2	3.9
02/26/24	at Morgan State		12	3-3	1.000	0-0	.000	0-1	.000	0	2	2	1.6	1	0	0	1	0	6	4.0
03/02/24	at Delaware St.		9	2-3	.667	0-0	.000	2-2	1.000	0	1	1	1.6	1	0	1	0	2	6	4.1
03/04/24	UMES		24	2-5	.400	0-1	.000	4-6	.667	1	3	4	1.7	4	1	1	0	3	8	4.3
03/07/24	Howard		16	2-4	.500	0-0	.000	0-1	.000	1	1	2	1.7	2	1	1	0	0	4	4.3
03/13/24	vs Coppin St.		22	3-4	.750	0-0	.000	8-8	1.000	0	1	1	1.7	2	1	1	1	2	14	4.8
03/15/24	vs Howard		18	2-4	.500	0-0	.000	2-4	.500	0	0	0	1.6	2	0	0	0	0	6	4.8
03/23/24	Alabama A&M		19	4-6	.667	0-0	.000	5-6	.833	0	3	3	1.7	0	2	0	0	1	13	5.2
03/27/24	Purdue Fort Wayne		13	1-2	.500	0-0	.000	2-2	1.000	1	2	3	1.7	1	0	0	0	0	4	5.1
Total			308	45-87	.517	2-10	.200	31-41	.756	6	35	41	1.7	37	10	13	6	15	123	5.1

SEASON HIGHS

- Points --
- Field Goals Made --
- Field Goals Attempted --
- Three-Pt. Field Goals Made --
- Three-Pt. Field Goals Attempted --
- Free Throws Made --
- Free Throws Attempted --
- Rebounds --
- Assists --
- Steals --
- Blocks --
- Minutes --

CAREER HIGHS

- (at Norfolk State/Wright State)*
- Points 17, vs. South Dakota State (12/21/23)
 - Field Goals Made 7, vs. South Dakota State (12/21/23)
 - Field Goals Attempted 11, vs. South Dakota State (12/21/23)
 - Three-Pt. Field Goals Made 2 (2x), last vs. South Dakota St. (12/21/23)
 - Three-Pt. Field Goals Attempted 3, at Stony Brook (12/13/23)
 - Free Throws Made 8, vs. Coppin State (3/13/24)
 - Free Throws Attempted 8, vs. Coppin State (3/13/24)
 - Rebounds 10, vs. St. Mary's MD (11/22/22)
 - Assists 3 (2x), last vs. NC Central (3/10/23)
 - Steals 3 (2x), last vs. MD Eastern Shore (3/4/24)
 - Blocks 2, at NC Central (2/27/23)
 - Minutes 26, at NC Central (2/27/23)



#24 BEN SOUTHERLAND

FORWARD | 6'7" | 215 LBS | R-SOPHOMORE

CINCINNATI, OH | SYCAMORE HS

SEASON HIGHS

- Points --
- Field Goals Made --
- Field Goals Attempted --
- Three-Pt. Field Goals Made --
- Three-Pt. Field Goals Attempted --
- Free Throws Made --
- Free Throws Attempted --
- Rebounds --
- Assists --
- Steals --
- Blocks --
- Minutes --

CAREER HIGHS

- (at Liberty/Wright State)*
- Points 9, vs. Middle Tennessee State (2/8/24)
 - Field Goals Made 4, vs. Middle Tennessee State (2/8/24)
 - Field Goals Attempted 7, vs. St. Andrews (12/16/23)
 - Three-Pt. Field Goals Made 2, vs. MD Eastern Shore (11/25/23)
 - Three-Pt. Field Goals Attempted 4, vs. St. Andrews (12/16/23)
 - Free Throws Made 1 (3x), last vs. Louisiana Tech (2/10/24)
 - Free Throws Attempted 2 (4x), last vs. Louisiana Tech (2/10/24)
 - Rebounds 10, vs. Boyce (1/1/24)
 - Assists 6, vs. St. Andrews (12/16/23)
 - Steals 2, vs. St. Andrews (12/16/23)
 - Blocks 1 (2x), last at New Mexico State (2/1/24)
 - Minutes 23, vs. St. Andrews (12/16/23)

CAREER AT WRIGHT STATE

2023-24 (Liberty): Appeared in 26 games for Liberty... Shot 45.7 percent overall with a 33 percent clip from three-point range... Grabbed 39 rebounds, including 29 on the defensive glass... Had a season-best nine points in February against Middle Tennessee and grabbed a season-high 10 rebounds against Boyce in January.

2022-23 (Liberty): Did not see action; redshirted.

Notes: Prepped at Sycamore High School, averaging 17 points, six rebounds and 1.4 steals as a senior while shooting 50.6 percent from the floor to earn all-state first team honors... A 1,000-point scorer at Sycamore... Earned first team all-conference and all-district recognition as a junior... Holds the Sycamore record for most three-pointers in a season, the single-game scoring record (41 points) and the record for free throws made in one season.

GAME BY GAME (23-24 AT LIBERTY)

DATE	OPPONENT	GS	MIN	FGM/A	%	3FG/A	%	FTM/A	%	OPF	DEF	TOT	AVG	PF	AST	T/O	BLK	STL	PTS	AVG
11/17/23	Wichita St.	6	0-1	.000	0-0	.000	1-2	.500	0	1	1	1.0	1	1	0	0	0	1	1.0	
11/19/23	Vermont	3	0-0	.000	0-0	.000	0-0	.000	0	0	0	0.5	0	0	0	0	0	0	0.5	
11/25/23	UMES	13	2-2	1.000	2-2	1.000	0-0	.000	0	0	0	0.3	1	0	0	0	0	0	6	2.3
11/30/23	at Fla. Atlantic	5	0-0	.000	0-0	.000	0-0	.000	0	0	0	0.3	0	0	0	0	0	0	0	1.8
12/01/23	Col. of Charleston	5	0-0	.000	0-0	.000	0-0	.000	1	1	2	0.6	0	0	0	0	0	0	0	1.4
12/05/23	Mississippi Val.	9	1-1	1.000	0-0	.000	0-0	.000	0	1	1	0.7	1	0	0	0	0	0	2	1.5
12/13/23	Tennessee St.	4	0-1	.000	0-0	.000	0-0	.000	0	1	1	0.7	0	0	0	0	0	0	0	1.3
12/16/23	St. Andrews	23	3-7	.429	1-4	.250	0-0	.000	1	6	7	1.5	0	6	0	0	0	2	7	2.0
12/20/23	vs Alabama	7	1-1	1.000	1-1	1.000	0-0	.000	1	0	1	1.4	0	0	1	0	0	0	3	2.1
01/01/24	Boycce	18	1-3	.333	0-2	.000	1-2	.500	2	8	10	2.3	0	2	1	0	0	0	3	2.2
01/05/24	at Western Ky.	5	0-1	.000	0-1	.000	0-0	.000	0	1	1	2.2	2	0	0	1	0	0	2.0	
01/20/24	Jacksonville St.	3	0-1	.000	0-1	.000	0-0	.000	1	0	1	2.1	0	0	0	0	0	0	1.8	
01/24/24	at Louisiana Tech	1	0-0	.000	0-0	.000	0-0	.000	0	0	0	1.9	0	0	0	0	0	0	1.7	
01/28/24	Tul.	3	0-0	.000	0-0	.000	0-2	.000	0	0	0	1.8	0	0	0	0	0	0	1.6	
01/30/24	Sam Houston	7	1-2	.500	0-1	.000	0-1	.000	0	0	0	1.7	1	0	0	0	0	0	2	1.6
02/07/24	at Jacksonville St.	2	0-0	.000	0-0	.000	0-0	.000	0	0	0	1.6	1	0	1	0	0	0	1.5	
02/08/24	at New Mexico St.	8	0-3	.000	0-3	.000	0-0	.000	1	1	2	1.6	2	0	0	1	0	0	1.4	
02/09/24	at UTTP	4	1-2	.500	1-2	.500	0-0	.000	0	1	1	1.6	2	0	0	0	0	3	1.5	
02/09/24	Middle Tenn.	13	4-5	.800	1-2	.500	0-0	.000	0	3	3	1.6	4	0	0	0	0	0	9	1.9
02/10/24	Louisiana Tech	3	0-0	.000	0-0	.000	1-2	.500	1	1	2	1.7	1	0	2	0	1	1	1.9	
02/27/24	at Sam Houston	7	2-3	.667	1-1	1.000	0-0	.000	1	1	2	1.7	1	0	0	0	0	5	2.0	
02/29/24	at Tul.	1	0-0	.000	0-0	.000	0-0	.000	0	1	1	1.6	0	0	0	0	0	0	1.9	
02/29/24	New Mexico St.	1	0-0	.000	0-0	.000	0-0	.000	0	0	0	1.6	0	0	0	0	0	0	1.8	
03/02/24	UTTP	2	0-1	.000	0-0	.000	0-0	.000	1	1	2	1.6	1	0	1	0	0	0	1.8	
03/09/24	Western Ky.	2	0-1	.000	0-1	.000	0-0	.000	0	1	1	1.6	0	0	1	0	0	0	1.7	
03/14/24	UTTP	0	0-0	.000	0-0	.000	0-0	.000	0	0	0	1.5	0	0	0	0	0	0	1.6	
Total		156	16-35	.457	7-21	.333	3-9	.333	10	28	38	1.5	18	9	7	2	3	42	1.6	



#33 MICHAEL IMARIAGBE

FORWARD | 6'7" | 220 LBS | R-SENIOR

HOUSTON, TX | ALIEF ELSIK HS

CAREER AT WRIGHT STATE

Houston Christian (2023-24): Played in 29 games with 26 starts... Averaged 11.4 points and 8.5 rebounds per game with a 28.3 minutes per game average... Had 18 double digit scoring games and 13 double digit rebound contests, tallying 11 double-doubles... Season-best 26 points and 21 rebounds against Champion Christian in December... Added a pair of 19-point performances in Southland Conference action (on the road at New Orleans and at Southeastern Louisiana) in addition to two 18-point outputs in conference play (at Nicholls and against UIW)... Six of his double-doubles came against Southland opponents... Also had double-doubles on the road at Texas (11 points, 12 rebounds) and at SMU (12 points, 12 rebounds).

Coastal Bend College (2022-23): Redshirted, did not see action.

McMurry College (2020-22): Two-time American Southwest All-Defensive selection... Averaged 13.4 points, 8.2 rebounds, 1.1 blocks and 1.0 steals over two seasons... Averaged 15 points and nine rebounds as a sophomore on the way to All-ASC team recognition after being named the 2021-22 ASC Freshman of the Year following an 11-point, seven-rebound average his first season... Two-time Academic All-ASC selection at McMurry as well.

GAME BY GAME (23-24 AT HOUSTON CHRISTIAN)

Date	Opponent	GS	MIN	FGM/A	%	3FG/A	%	FTM/A	%	OFF	DEF	TOT	AVG	PF	AST	T/O	BLK	STL	PTS	AVG
11/06/23	at BYU	*	23	5-7	.714	1-1	1.000	0-1	.000	1	1	2	2.0	3	0	1	0	1	11	11.0
11/15/23	FIU	*	34	6-7	.857	0-0	.000	2-6	.333	1	4	5	3.5	1	1	6	4	0	14	12.5
11/20/23	UTSA	*	35	6-11	.545	0-1	.000	5-11	.455	6	5	11	6.0	3	0	1	0	1	17	14.0
11/24/23	at Oklahoma St.	*	16	1-2	.500	0-0	.000	2-2	1.000	1	3	4	5.5	3	0	1	2	0	4	11.5
11/27/23	at TCU	*	22	4-5	.800	0-0	.000	1-1	1.000	1	2	3	5.0	0	1	2	1	0	9	11.0
12/02/23	at Rice	*	24	3-10	.300	0-1	.000	0-0	.000	1	5	6	5.2	1	0	0	0	0	6	10.2
12/06/23	S'western Adventist	*	27	6-12	.500	0-0	.000	3-4	.750	3	10	13	6.3	2	3	3	1	2	15	10.9
12/09/23	at Texas	*	28	4-12	.333	0-1	.000	3-4	.750	5	7	12	7.0	4	1	2	2	0	11	10.9
12/16/23	Champion Chris.	*	34	12-16	.750	0-0	.000	2-5	.400	10	11	21	8.6	1	4	0	2	1	26	12.6
12/19/23	at SMU	*	26	6-11	.545	0-1	.000	0-3	.000	4	8	12	8.9	1	2	4	1	1	12	12.5
12/22/23	at Texas A&M	*	22	2-4	.500	0-0	.000	0-0	.000	0	6	6	8.6	5	0	2	2	0	4	11.7
01/06/24	Nicholls	*	34	5-9	.556	0-1	.000	4-9	.444	1	7	8	8.6	4	1	5	0	2	14	11.9
01/08/24	at A&M-Corpus Christi	*	30	6-8	.750	0-1	.000	1-1	1.000	1	5	6	8.4	3	0	2	0	0	13	12.0
01/13/24	at Tex. A&M-Commerce	*	30	1-4	.250	0-0	.000	0-2	.000	3	3	6	8.2	2	3	3	2	1	2	11.3
01/15/24	at Northwestern St.	*	26	3-7	.429	0-0	.000	0-4	.000	5	5	10	8.3	0	1	3	2	1	6	10.9
01/20/24	Lamar University	*	31	4-5	.800	0-0	.000	5-6	.833	5	6	11	8.5	2	1	2	1	1	13	11.1
01/22/24	New Orleans	*	27	6-10	.600	0-0	.000	4-7	.571	2	8	10	8.6	3	3	1	1	0	16	11.4
01/27/24	at UIW	*	34	5-9	.556	0-0	.000	1-4	.250	3	8	11	8.7	4	0	1	0	0	11	11.3
01/29/24	Southeastern La.	*	27	2-7	.286	0-0	.000	1-2	.500	2	4	6	8.6	2	0	2	1	1	5	11.0
02/03/24	at Nicholls	*	34	7-12	.583	0-1	.000	4-4	1.000	5	6	11	8.7	2	1	4	0	1	18	11.4
02/05/24	at New Orleans	*	32	5-11	.455	1-1	1.000	8-12	.667	4	7	11	8.8	1	1	4	0	1	19	11.7
02/10/24	UIW	*	35	7-12	.583	0-0	.000	4-8	.500	4	3	7	8.7	3	0	1	2	2	18	12.0
02/12/24	McNeese	*	22	1-4	.250	0-0	.000	2-2	1.000	4	2	6	8.6	5	0	0	1	0	4	11.7
02/17/24	at Southeastern La.	*	36	8-16	.500	0-1	.000	3-4	.750	5	4	9	8.6	5	0	8	0	0	19	12.0
02/24/24	Northwestern St.	*	17	2-6	.333	0-0	.000	2-2	1.000	1	1	2	8.4	0	0	1	2	1	6	11.7
02/26/24	A&M-Corpus Christi	*	28	3-4	.750	0-0	.000	3-4	.750	3	3	6	8.3	5	1	2	0	0	9	11.6
03/02/24	Tex. A&M-Commerce	*	29	3-5	.600	0-0	.000	5-7	.714	3	8	11	8.4	3	1	4	0	0	11	11.6
03/04/24	at McNeese	*	30	5-8	.625	0-0	.000	3-5	.600	1	7	8	8.4	3	1	1	0	0	13	11.6
03/06/24	at Lamar University	*	29	2-11	.182	0-1	.000	0-2	.000	8	5	13	8.5	3	2	2	1	0	4	11.4
Total			822	130-245	.531	2-11	.182	68-122	.557	93	154	247	8.5	74	28	68	28	17	330	11.4

SEASON HIGHS

- Points --
- Field Goals Made --
- Field Goals Attempted --
- Three-Pt. Field Goals Made --
- Three-Pt. Field Goals Attempted --
- Free Throws Made --
- Free Throws Attempted --
- Rebounds --
- Assists --
- Steals --
- Blocks --
- Minutes --

CAREER HIGHS

(at McMurry/Houston Christian/Wright State)

- Points 29, vs. Sul Ross State (2/13/21)
- Field Goals Made 14, vs. Sul Ross State (2/13/21)
- Field Goals Attempted 19 (2x), last at Hardin-Simmons (1/31/22)
- Three-Pt. Field Goals Made 3, vs. Mary Hardin-Baylor (12/9/21)
- Three-Pt. Field Goals Attempted 7, vs. Mary Hardin-Baylor (12/9/21)
- Free Throws Made 9, vs. Trinity TX (11/13/21)
- Free Throws Attempted 12, at New Orleans (2/5/24)
- Rebounds 21, vs. Champion Christian (12/16/23)
- Assists 4, vs. Champion Christian (12/16/23)
- Steals 3 (4x), last at Bellhaven (2/6/21)
- Blocks 4, vs. Florida International (11/15/23)
- Minutes 42, at Concordia TX (1/27/22)



#51

AYDEN DAVIS

FORW/CENT | 6'10" | 250 LBS | FRESHMAN

ONSTED, MI | ONSTED HS

SEASON HIGHS

- Points
-
- Field Goals Made
-
- Field Goals Attempted
-
- Three-Pt. Field Goals Made
-
- Three-Pt. Field Goals Attempted
-
- Free Throws Made
-
- Free Throws Attempted
-
- Rebounds
-
- Assists
-
- Steals
-
- Blocks
-
- Minutes
-

CAREER HIGHS

SAME

CAREER AT WRIGHT STATE

Notes: Prepped at Onsted High School... Averaged 24.2 points, 14.8 rebounds and 5.0 blocks per game as a senior... Named a Michigan Mr. Basketball Finalist, a member of the Detroit Free Press All-State Dream Team and to the Basketball Coaches Association of Michigan "Best of the Best" Team as a senior... Also earned First Team All-County honors and AP Division II All-State First Team recognition as a senior... Averaged 23.2 points, 15 rebounds and six blocks per game as a junior while shooting 72 percent from the floor... Was a Michigan first team Division II All-State performer and a Division II first team member as a junior... A three-time Lenawee County Player of the Year selection... Finished prep career with over 1,000 career points and 1,000 career rebounds.

GAME BY GAME

2024-25 RAIDER TV HEADSHOT ROSTER



2
DREY
CARTER

G, 6-8, 210, R-SO.
BELLEFONTAINE, OH
(WESTERVILLE SOUTH)



3
ALEX
HUIBREGTSE

[Huibregtse - hugh-bricks]

G, 6-3, 205, R-SR.
GRAFTON, WI
(GRAFTON)



4
KEATON
NORRIS

G, 6-0, 175, R-JR.
HILLIARD, OH
(HILLIARD BRADLEY)



5
ALEX
BRUSKOTTER

[Bruskotter - Bruh-skah-ter]

G, 6-8, 205, FR.
SHELBY, OH
(SHELBY)



13
SOLOMON
CALLAGHAN

[Callaghan - Cal-uh-han]

G, 6-2, 195, R-FR.
WADSWORTH, OH
(WADSWORTH)



14
BRANDON
NOEL

[Noel - knoll (like roll)]

F, 6-8, 240, R-JR.
LUCASVILLE, OH
(CHILLICOTHE)



15
BRADEN
GRANT

F, 6-7, 210, R-JR.
BEAVERCREEK, OH
(BEAVERCREEK)



20
ANDREA
HOLDEN

[Andrea - on-drey]

F, 6-6, 215, FR.
HAMILTON, OH
(HAMILTON)



21
LOGAN
WOODS

G, 6-5, 185, R-SO.
FAIRFIELD, OH
(FAIRFIELD)



22
ANDREW
WELAGE

[Welage - Well-ige]

G, 6-6, 205, GR.
GREENSBURG, IN
(GREENSBURG)



23
JACK
DOUMBIA

[Dolumbia - DOOM-bee-uh]

G, 6-6, 195, SR.
LANHAM, MD
(LANHAM CHRISTIAN)



24
BEN
SOUTHERLAND


F, 6-7, 215, R-SO.
CINCINNATI, OH
(SYCAMORE)



33
MICHAEL
IMARIAGBE

[Imariagbe - eh-mar-ee-bay]

F, 6-7, 220, R-SR.
HOUSTON, TX
(ALIEF ELSIK)



51
AYDEN
DAVIS

F/C, 6-10, 250, FR.
ONSTED, MI
(ONSTED)



CLINT
SARGENT

HEAD
COACH

9TH SEASON / 1ST AS HC



TRAVIS
TRICE

ASSOCIATE
HEAD COACH

4TH SEASON



DAN
BERÉ

[Beré - bur-ray]

ASSOCIATE
HEAD COACH

4TH SEASON



JARON
SIMMONS

[Jaron - Juh-ron]

ASSISTANT
COACH

1ST SEASON



COLE
GENTRY

ASSISTANT
COACH

1ST SEASON



NICK
GOFF

DIRECTOR OF
OPERATIONS

9TH SEASON