



# GAME NOTES

## #6 Duke Blue Devils (2-0, 0-0 ACC) vs. #19 Kentucky Wildcats (2-0, 0-0 SEC)

Game #3 • Neutral Site Game #1 • Tuesday, Nov. 12 • 9 p.m. ET

State Farm Arena (19,050) • Atlanta, Ga.

TV: ESPN

Radio: Blue Devil Sports Network from LEARFIELD | ESPN Radio



### SCHEDULE & RESULTS

Date	AP Rank	Duke Opp	Opponent	TV	Time (ET)
NOVEMBER (2-0)					
0 19	7	-	Lincoln (Pa.) EXHIBITION	ACCNX	W, 107-56
0 27	7	-	Arizona State EXHIBITION	ACCN	W, 103-47
N 4	7	-	Maine	ACCN	W, 96-62
N 8	7	-	Army West Point	ACCN	W, 100-58
N 12	6	19	vs. Kentucky - 1	ESPN	9 p.m.
N 16	6	-	Wofford	ACCN	12 p.m.
N 22	-	-	at Arizona	ESPN2	10:30 p.m.
N 26	-	-	vs. Kansas - 2	ESPN	9 p.m.
N 29	-	-	Seattle	ACCN	7 p.m.
DECEMBER (0-0)					
D 4	-	-	Auburn - 3	ESPN	9:15 p.m.
D 8	-	-	at Louisville *	ACCN	6 p.m.
D 10	-	-	Incarnate Word	ACCN	7 p.m.
D 17	-	-	George Mason	ACCN	7 p.m.
D 21	-	-	at Georgia Tech *	ACCN	12 p.m.
D 31	-	-	Virginia Tech *	ACCN	4:30 p.m.
JANUARY (0-0)					
J 4	-	-	at SMU *	The CW	2:15 p.m.
J 7	-	-	Pittsburgh *	ESPN	7 p.m.
J 11	-	-	Notre Dame *	ESPN	12 p.m.
J 14	-	-	Miami *	ESPN	9 p.m.
J 18	-	-	at Boston College *	ESPN2/U	TBA
J 25	-	-	at Wake Forest *	ESPN	4:30 p.m.
J 27	-	-	NC State *	ESPN	8:30 p.m.
FEBRUARY (0-0)					
F 1	-	-	North Carolina *	ESPN	6:30 p.m.
F 5	-	-	at Syracuse *	ESPN2	7 p.m.
F 8	-	-	at Clemson *	ESPN	6 p.m.
F 12	-	-	California *	ACCN	9 p.m.
F 15	-	-	Stanford *	ABC	4 p.m.
F 17	-	-	at Virginia *	ESPN	8 p.m.
F 22	-	-	vs. Illinois - 4	FOX	8 p.m.
F 25	-	-	at Miami *	ESPN	7 p.m.
MARCH (0-0)					
M 1	-	-	Florida State *	ACCN	7 p.m.
M 3	-	-	Wake Forest *	ESPN	7 p.m.
M 8	-	-	at North Carolina *	ESPN	6:30 p.m.
M 11-15	-	-	ACC Tournament - 5	TBD	TBD

Duke/opponent AP ranking at time of game | \* ACC game

1 - State Farm Champions Classic (State Farm Arena; Atlanta, Ga.)

2 - Vegas Showdown (T-Mobile Arena; Las Vegas, Nev.)

3 - ACC/SEC Challenge (Cameron Indoor Stadium; Durham, N.C.)

4 - SentinelOne Classic (Madison Square Garden; New York, NY)

5 - ACC Tournament (Spectrum Center; Charlotte, N.C.)

### PREVIOUS GAME STARTING FIVE

	GP/GS	PPG	RPG	APG	FG%	3FG%	FT%	MPG
<b>Caleb Foster</b> #1 G • 6-5 • 202 • So. Harrisburg, N.C. Notre Dame HS (Calif.)	2/2	11.0	1.5	3.0	.526	.333	.000	23.6
<b>LAST GAME: 11 points, 1 rebound and 3 assists in 24 minutes vs. Army (11/8)</b>								
• Missed final nine games of 2023-24 campaign due to season-ending ankle injury.								
• Amassed season-high 18 points against Michigan State (Nov. 14, 2023) in the Champions Classic.								
• Tallied season highs of six boards and three steals, with 16 points and five assists vs. Pitt (Jan. 20, 2024).								
<b>Tyrese Proctor</b> #5 G • 6-6 • 183 • Jr. Sydney, Australia NBA Global Academy	2/2	12.0	5.0	1.5	.444	.500	1.000	24.4
<b>LAST GAME: 14 points, 5 rebounds, 3 assists and 1 block in 23 minutes vs. Army (11/8)</b>								
• Entered junior season with 68 games played, 59 starts and 2,030 minutes played at Duke.								
• Career-high 24 points on 9-of-16 (.563) shooting with four 3-pointers & four assists at Louisville (Jan. 23).								
• Ranked 25th nationally in assist/turnover ratio (2.95) – 45 assists/12 turnovers in his last 11 games.								
<b>Kon Knuettel</b> #7 G/F • 6-7 • 217 • Fr. Milwaukee, Wisc. Wisconsin Lutheran HS	2/2	18.5	3.0	2.0	.565	.500	1.000	29.2
<b>LAST GAME: 15 points, 2 rebounds, 2 assists and 1 steal in 27 minutes vs. Army (11/8)</b>								
• Five-star prospect ranked No. 16 nationally by 247Sports out of Wisconsin Lutheran HS.								
• Named 2023-24 Gatorade Wisconsin Player of the Year, averaging 25.9 points and 8.6 rebounds per game.								
• Led Wisconsin Lutheran to a 30-0 record and a state championship title in senior season.								
<b>Cooper Flagg</b> #2 G/F • 6-9 • 205 • Fr. Newport, Maine Montverde Academy	2/2	15.5	9.0	4.0	.440	.250	.778	27.2
<b>LAST GAME: 13 points, 11 rebounds, 3 assists, 2 steals and 3 blocks in 24 minutes vs. Army (11/8)</b>								
• Top-rated player in 2024 class by both 247Sports and ESPN out of Montverde Academy (Florida).								
• Named the 2023-24 Gatorade National Player of the Year and Naismith Prep Player of the Year.								
• Led Montverde Academy to a 33-0 record and the program's eighth national title.								
<b>Khman Maluach</b> #9 C • 7-2 • 250 • Fr. Rumbek, South Sudan NBA Academy Africa	2/2	8.5	10.0	0.5	.700	.000	.600	19.7
<b>LAST GAME: 11 points and 14 rebounds in 21 minutes vs. Army (11/8)</b>								
• Five-star recruit ranked as the third overall prospect and top center by 247Sports.								
• Joined NBA Academy Africa in 2021, having started playing basketball at the age of 13 years old.								
• Competed in the 2024 Paris Olympics with his native country of South Sudan.								

### HEAD COACHES

<b>Duke</b>	<b>Jon Scheyer (Duke '10)</b>
Career Record / at Duke	56-18 (3rd) / same
vs. Kentucky	0-0
<b>Kentucky</b>	<b>Mark Pope (Kentucky '96)</b>
Career Record / at School	189-108 (10th) / 2-0 (1st)
vs. Duke	0-1

### DUKE RECORDS

	Overall	Non-Conf.	ACC
Record	2-0	2-0	--
Streak	W2	W2	L1
Home (Streak)	2-0 (W2)	2-0 (W8)	-- (L1)
Road (Streak)	-- (W1)	-- (L1)	-- (W1)
Neutral (Streak)	-- (L1)	-- (L1)	--
Overtime	--	--	--

### DUKE TEAM LEADERS

Scoring	18.5	Kon Knuettel
Rebounds	10.0	Khman Maluach
Assists	4.0	Cooper Flagg
Steals	2.5	Cooper Flagg
Blocks	1.5	C. Flagg/K. Maluach
Field Goals	13	Kon Knuettel
Field Goal Pct.	.700	Khman Maluach
3-Point Field Goals	7	Kon Knuettel/Tyrese Proctor
3-Point Field Goals Pct.	.500	Knuettel/Proctor/Gillis
Free Throws	7	Cooper Flagg/Sion James
Free Throw Pct.	1.000	Kon Knuettel/Sion James

### BROADCAST INFORMATION

TV/Video Stream	ESPN	Radio	Blue Devil Sports Net.
Play-by-Play	Dan Shulman	PxP/Analyst	David Shumate/John Roth
Analyst	Jay Bilas	In Durham	96.5 FM & 620 AM
Sideline	Jess Sims	Radio	ESPN Radio
Producer	Eric Mosley	PxP/Analyst	Marc Kestecher/Bob Valvano
Director	Mike Roig	SiriusXM	80 / 161 or 193

### DUKE COMMUNICATIONS

Executive Director of Communications: Kyle Serba  
 » kyle.serba@duke.edu // C: 919-519-7116 // O: 919-668-1712  
 Assistant Director of Communications: Henry Skutt  
 » henry.skutt@duke.edu // C: 984-287-9011 // O: 919-668-4393

### NEED TO KNOW

- » No. 6 Duke and No. 19 Kentucky clash in the State Farm Champions Classic in Atlanta.
- » Two of the four winningest programs in NCAA history, Duke and Kentucky have met 23 times with the Wildcats leading 12-11.
- » The recent history has favored the Blue Devils, with Duke winning nine of the last 11 meetings since 1979.
- » In the Champions Classic, the Blue Devils have won three of the four matchups -- UK won, 74-63, in 2015 in Chicago; while Duke won, 75-68, in Atlanta in 2012, 118-84 in Indianapolis in 2018, and 79-71 in New York in 2021.
- » Duke has won five of its last seven in the Champions Classic and the Blue Devils' 8-5 mark is tied with Kansas for the best record among the four teams that annually compete in the event.
- » Duke is a combined 99-35 (.739) all-time in 13 current NBA venues.
- » During a 100-58 win over Army on Friday, six Blue Devils scored in double-figures for the second consecutive game, topped by **Kon Knuettel's** 15 points, **Tyrese Proctor's** 14 points and double-doubles from the freshman duo of **Cooper Flagg** and **Khman Maluach**.
- » **Sion James** (pictured) finished with a +/- of +44 in just 18 minutes of play against Army.
- » Tuesday is the start of a six-game stretch for Duke against four teams that are ranked in the Associated Press top-25 poll (No. 19 Kentucky, No. 9 Arizona, No. 1 Kansas and No. 5 Auburn).
- » Wildcats' head coach Mark Pope, a captain of Kentucky's 1996 national championship team, coached against Duke while at Utah Valley, a 99-69 Blue Devil victory in Durham on Nov. 11, 2017, yet did not face Duke as a player with Kentucky from 1992-96.
- » Kentucky guard Koby Brea, a 6-7 transfer from Dayton, was named Atlantic 10 Sixth Man of the Year for the second time in his career and led the nation in 3-point percentage (.498, 100-201) in 2023-24, the highest mark in the NCAA in six seasons.
- » Brea is currently shooting 10-of-12 (.833) from long distance and is leading the Wildcats with 19.0 points per game.



## ROSTER INFORMATION

### Numerical

No.	Name	Pos.	Ht.	Wt.	Year	Exp.	Hometown	High School	Previous College	
1	Caleb Foster	G	6-5	202	So.	1L	Harrisburg, N.C.	Notre Dame (Calif.)		
2	Cooper Flagg	G/F	6-9	205	Fr.	HS	Newport, Maine	Montverde Academy		
3	Isaiah Evans	G/F	6-6	175	Fr.	HS	Fayetteville, N.C.	North Mecklenburg		
5	Tyrese Proctor	tie-REECE	G	6-6	183	Jr.	2L	Sydney, Australia	NBA Global Academy	
6	Maliq Brown	mah-LEEK	F	6-9	222	Jr.	TR	Culpeper, Va.	Blue Ridge Syracuse	
7	Kon Kneuppel	kohn kuh-NIP-ull	G/F	6-7	217	Fr.	HS	Milwaukee, Wis.	Wisconsin Lutheran	
8	Darren Harris	G/F	6-6	203	Fr.	HS	Herndon, Va.	St. Paul VI		
9	Khaman Maluach	kah-mahn mahl-OO-ahch	C	7-2	250	Fr.	HS	Rumbek, South Sudan	NBA Academy Africa	
13	Cameron Sheffield	G/F	6-6	204	Gr.	TR	Alpharetta, Ga.	Chattahoochee	Rice	
14	Sion James	SEE-on	G	6-6	220	Gr.	TR	Sugar Hill, Ga.	Lanier	Tulane
18	Mason Gillis	F	6-6	225	Gr.	TR	New Castle, Ind.	New Castle	Purdue	
20	Neal Begovich	beg-oh-vich	F	6-9	230	Gr.	1L	San Francisco, Calif.	St. Ignatius College Prep	Stanford
21	Patrick Ngongba II	GUNG-buh	C	6-11	250	Fr.	HS	Manassas, Va.	St. Paul VI	
52	Stanley Borden	C	7-0	241	Sr.	3L	Istanbul, Turkey	Istanbul Int'l Community School		
55	Spencer Hubbard	G	5-8	157	Gr.	3L	Los Angeles, Calif.	Harvard Westlake		

### Alphabetical

No.	Name	Pos.	Ht.	Wt.	Year	Exp.	Hometown	High School	Previous College	
20	Neal Begovich	beg-oh-vich	F	6-9	230	Gr.	1L	San Francisco, Calif.	St. Ignatius College Prep Stanford	
52	Stanley Borden	C	7-0	241	Sr.	3L	Istanbul, Turkey	Istanbul Int'l Community School		
6	Maliq Brown	mah-LEEK	F	6-9	222	Jr.	TR	Culpeper, Va.	Blue Ridge Syracuse	
3	Isaiah Evans	G/F	6-6	175	Fr.	HS	Fayetteville, N.C.	North Mecklenburg		
2	Cooper Flagg	G/F	6-9	205	Fr.	HS	Newport, Maine	Montverde Academy		
1	Caleb Foster	G	6-5	202	So.	1L	Harrisburg, N.C.	Notre Dame (Calif.)		
18	Mason Gillis	F	6-6	225	Gr.	TR	New Castle, Ind.	New Castle	Purdue	
8	Darren Harris	G/F	6-6	203	Fr.	HS	Herndon, Va.	St. Paul VI		
55	Spencer Hubbard	G	5-8	157	Gr.	3L	Los Angeles, Calif.	Harvard Westlake		
14	Sion James	SEE-on	G	6-6	220	Gr.	TR	Sugar Hill, Ga.	Lanier	Tulane
7	Kon Kneuppel	kohn kuh-NIP-ull	G/F	6-7	217	Fr.	HS	Milwaukee, Wis.	Wisconsin Lutheran	
9	Khaman Maluach	kah-mahn mahl-OO-ahch	C	7-2	250	Fr.	HS	Rumbek, South Sudan	NBA Academy Africa	
21	Patrick Ngongba II	GUNG-buh	C	6-11	250	Fr.	HS	Manassas, Va.	St. Paul VI	
5	Tyrese Proctor	tie-REECE	G	6-6	183	Jr.	2L	Sydney, Australia	NBA Global Academy	
13	Cameron Sheffield	G/F	6-6	204	Gr.	TR	Alpharetta, Ga.	Chattahoochee	Rice	

### On-Court Coaching Staff

Name	Position	Years at Duke	Years in Current Position	Alma Mater
Jon Scheyer	SHY-er Head Coach	12th	3rd	Duke '10
Chris Carrawell	Associate Head Coach	7th	4th	Duke '00
Jai Lucas	"jay" Associate Head Coach	3rd	2nd	Texas '11
Emanuel Dildy	Assistant Coach	2nd	2nd	Eastern Illinois '05
Will Avery	Assistant Coach	2nd	2nd	Duke '23

### ROSTER BREAKDOWNS

#### By Class

Graduate Student (4)	Begovich, Gillis, Hubbard, James
Senior (2)	Borden, Sheffield
Junior (2)	Brown, Proctor
Sophomore (1)	Foster
Freshman (6)	Evans, Flagg, Harris, Kneuppel, Maluach, Ngongba

#### By Height (AVERAGE HEIGHT: 6-7)

7-2 (1)	Maluach
7-0 (1)	Borden
6-11 (1)	Ngongba
6-9 (3)	Begovich, Brown, Flagg
6-7 (1)	Kneuppel
6-6 (6)	Evans, Gillis, Harris, James, Proctor, Sheffield
6-5 (1)	Foster
5-8 (1)	Hubbard

#### By State

California (2)	Neal Begovich (San Francisco) Spencer Hubbard (Los Angeles)
Georgia (2)	Sion James (Sugar Hill) Cameron Sheffield (Alpharetta)
Indiana (1)	Mason Gillis (New Castle)
Maine (1)	Cooper Flagg (Newport)
North Carolina (2)	Caleb Foster (Harrisburg) Isaiah Evans (Fayetteville)
Virginia (3)	Maliq Brown (Culpeper) Darren Harris (Herndon) Patrick Ngongba II (Manassas)
Wisconsin (1)	Kon Kneuppel (Milwaukee)
International (3)	Stanley Borden (Istanbul, Turkey) Khaman Maluach (Rumbek, South Sudan) Tyrese Proctor (Sydney, Australia)

### DUKE QUICK FACTS

#### University

Founded	1838 as Trinity College
Enrollment (undergraduate)	6,789
President	Dr. Vincent Price (Santa Clara '79)
Vice President/Director of Athletics	Nina King (Notre Dame '00)

#### Basketball History

Seasons of Basketball	120th in 2024-25
First Season	1905-06
NCAA Tournament Appearances	46
Record	122-41 (.748)
Last Appearance (Round)	2024 (Elite Eight)
NCAA Final Four Appearances (last)	17 (2022)
National Championships (five)	1991, 1992, 2001, 2010, 2015
NIT Appearances (last)	4 (1981)
ACC Championships (last)	22 (2023)

#### Cameron Indoor Stadium

Inaugural Game	January 6, 1940
Capacity	9,314
Consecutive Sellouts	526 (Nov. 26, 1990-present)
Undefeated Seasons (Last)	19 (2023)

#### Team Information

2023-24 Record	29-7
Home	15-3
Away	7-4
Neutral	5-2
ACC Record	15-5
Home	8-2
Away	7-3
Finish	2nd
Tournament	Quarterfinals
AP / USA Today Final Ranking	9 / 9
Starters Returning/Lost	1 / 4
Letterwinners Returning/Lost	5 / 10
Newcomers for 2024-25	10
Freshmen	6
Transfers	4

### DUKE RECORD BY STARTING LINEUP

Foster, Proctor, Kneuppel, Flagg, Maluach > 2-0

> Most recent lineup

### DUKE BY THE NUMBERS

Seasons of Men's Basketball	120th in 2024-25
Total Games	3,231
Duke all-time record	2,302-929 (.712)
Duke all-time ACC record (regular season only)	719-351 (.672)
Duke record at Cameron Indoor Stadium	963-174 (.847)
ACC Championships	22 (last in 2023-23)
NCAA Tournament Appearances	46 (last in 2023-24)
NIT Postseason Appearances	5 (last in 1980-81)
20+ Win Seasons	58 (last in 2023-24)
30+ Win Seasons	16 (last in 2021-22)
AP Top 10 Finishes	39 (last in 2023-24)
AP No. 1 Finishes	8 (last in 2018-19)
Years Ranked No. 1 in the country (AP only)	24 (last in 2021-22)
Overtime Games	135 (70-65)
Duke 100-Point Games	197 (191-6)
National Players of the Year	13 honors by 11 players (last in 2018-19)
National Defensive Players of the Year	9 honors by 6 players (last in 2005-06)
National Freshman of the Year	7 (last in 2022-23)
All-American Honors	76 (last in 2023-24)
Academic All-American Honors	20 (last in 2015-16)
ACC Players of the Year	18 (last in 2019-20)
ACC Freshmen of the Year	14 (last in 2022-23)
ACC Defensive Players of the Year	5 (last in 2021-22)

## DUKE RECORDS IN THE CHAMPIONS CLASSIC

### Duke Record by City

Atlanta	1-0 (1.000)
New York	3-1 (.750)
Indianapolis	2-1 (.667)
Chicago	2-2 (.500)
Durham	0-1 (.000)

### Duke Record versus Opponent

Michigan State	4-1 (.800)
Kentucky	3-1 (.750)
Kansas	1-3 (.250)

### Overall Records in Event

Duke	8-5 (.615)
Kansas	8-5 (.615)
Kentucky	5-8 (.385)
Michigan State	5-8 (.385)

### Points

Grayson Allen vs. Michigan State, 11/14/17	37
RJ Barrett vs. Kentucky, 11/6/18	33
Zion Williamson vs. Kentucky, 11/6/18	28

### Field Goals Made

RJ Barrett vs. Kentucky, 11/6/18	13
----------------------------------	----

### Field Goal Percentage

Zion Williamson vs. Kentucky, 11/6/18	min. 10 attempts	[11-13] .846
---------------------------------------	------------------	--------------

### 3-Point Field Goals Made

Grayson Allen vs. Michigan State, 11/14/17	7
--	---

### 3-Point Field Goal Percentage

Caleb Foster vs. Michigan State, 11/14/23	min. 5 attempts	[4-5] .800
---	-----------------	------------

### Free Throws Made

Seth Curry vs. Michigan State, 11/15/11	10
---	----

### Free Throw Percentage

Mark Mitchell vs. Michigan State, 11/14/23	min. 6 made free throw	[9-9] 1.000
--	------------------------	-------------

### Rebounds

Amile Jefferson vs. Kentucky, 11/17/15	15
--	----

### Assists

Trevon Duval vs. Michigan State, 11/14/17	10
---	----

### Steals

Trevon Duval vs. Michigan State, 11/14/17	6
---	---

### Blocked Shots

Amile Jefferson vs. Kentucky, 11/17/15	6
--	---

### Minutes Played

Matt Jones vs. Kansas, 11/15/16	40
Grayson Allen vs. Michigan State, 11/14/17	40



### Duke's All-time Results in Champions Classic

Date	Opponent	Location	Result	Leading Duke Scorer
11/15/11	Michigan State	New York, N.Y.	W, 74-69	Andre Dawkins, 26
11/13/12	Kentucky	Atlanta, Ga.	W, 75-68	Seth Curry, 23
11/12/13	Kansas	Chicago, Ill.	L, 83-94	Jabari Parker, 27
11/18/14	Michigan State	Indianapolis, Ind.	W, 81-71	Quinn Cook, 19
11/17/15	Kentucky	Chicago, Ill.	L, 63-74	Jefferson & Jones, 16
11/15/16	Kansas	New York, N.Y.	L, 75-77	Luke Kennard, 22
11/14/17	Michigan State	Chicago, Ill.	W, 88-81	Grayson Allen, 37
11/6/18	Kentucky	Indianapolis, Ind.	W, 118-84	RJ Barrett, 33
11/5/19	Kansas	New York, N.Y.	W, 68-66	Tre Jones, 15
12/1/20	Michigan State	Durham, N.C.	L, 69-75	Matthew Hurt, 21
11/9/21	Kentucky	New York, N.Y.	W, 79-71	Trevor Keels, 25
11/15/22	Kansas	Indianapolis, Ind.	L, 64-69	Kyle Filipowski, 17
11/14/23	Michigan State	Chicago, Ill.	W, 74-65	Caleb Foster, 18

## CURRENT OPPONENT: KENTUCKY WILDCATS



### Season Stats

Duke (2-0, 0-0 ACC)
Kentucky (2-0, 0-0 SEC)

PPG	OPP. PPG	FG%	3FG%	FT%	RPG	APG	BPG	SPG	FOUL
98.0	60.0	.522	.418	.737	45.0	18.0	4.5	9.0	15.5
101.5	67.0	.535	.400	.714	49.0	26.5	5.0	10.0	13.5

### NOTES & CONNECTIONS

- » Two of the four winningest programs in NCAA history, Duke and Kentucky have met 23 times with UK leading 12-11.
- » The recent history has favored the Blue Devils, with Duke winning nine of the last 11 meetings since 1979.
- » In the Champions Classic, the Blue Devils have won three of the four matchups -- UK won, 74-63, in 2015 in Chicago; while Duke won, 75-68, in Atlanta in 2012, 118-84 in Indianapolis in 2018, and 79-71 in New York in 2021.
- » Mark Pope (Kentucky, 1996), a captain of Kentucky's 1996 national championship team, was named the Wildcats' 23rd head coach in April 2024, after nine seasons as a head coach with stops at BYU and Utah Valley.
- » Pope coached against Duke while at Utah Valley, a 99-69 Blue Devil victory in Durham on Nov. 11, 2017, yet did not face Duke as a player with Kentucky from 1992-96.
- » Koby Brea, a 6-7 transfer from Dayton, was named 2023-24 Atlantic 10 Sixth Man of the Year for the second time in his career and led the nation in 3-point percentage (.498, 100-201), the highest mark in the NCAA in six seasons. Brea is currently shooting 10-of-12 (.833) from long distance.

### THE SERIES

<b>Overall</b>	<b>Kentucky leads, 12-11</b>
In Durham, N.C.	Tied, 1-1
at Cameron Indoor Stadium	Tied, 1-1
In Lexington, Ky.	Kentucky leads, 4-1
at Rupp Arena	Duke leads, 1-0
Neutral Sites	Duke leads, 9-7
Last Meeting	Duke 79, Kentucky 71 (Nov. 9, 2021 - New York, N.Y.)

### ON THIS DATE: NOV. 12

- » Duke is 6-2 overall on Nov. 12.
- » The Blue Devils have three consecutive victories on this date, including the last outing on Nov. 12, an 82-56 triumph over Army West Point in 2021.
- » The Blue Devils have won all six contests at Cameron Indoor Stadium on this date with an average margin of victory of 36.8 points, and have dropped both neutral site games on Nov. 12, both against top-5 ranked teams, including a 94-83 loss to Kansas in the 2013 Champions Classic at the United Center in Chicago.

### SERIES FACTS

Overall Streak	W2
Home Streak	L1
Road Streak	W1
Last Home Win	85-84 (Dec. 18, 1956)
Last Road Win	55-54 (Mar. 13, 1980)
Last Neutral Win	79-71 (Nov. 9, 2021)
Last Home Loss	64-78 (Dec. 8, 1958)
Last Road Loss	74-78 (Dec. 2, 1957)
Last Neutral Loss	63-74 (Nov. 17, 2015)
Largest Winning Margin	34 (118-84, Nov. 6, 2018)
Largest Losing Margin	22 (76-98; Dec. 20, 1969)
Most Points Scored	118 (118-84, Nov. 6, 2018)
Most Points Allowed	103 (104-103 OT; Mar. 28, 1992)
Fewest Points Scored	30 - twice (last - 30-37; Feb. 6, 1932)
Fewest Points Allowed	32 (37-32; Mar. 3, 1930)

## NEXT OPPONENT: WOFFORD TERRIERS

Game #4 • Home Game #3 • Saturday, Nov. 16 • **#6 Duke vs. Wofford** • 12:00 p.m. ET • Cameron Indoor Stadium • Durham, N.C. • TV: ACC Network



### Season Stats

Duke (2-0, 0-0 ACC)
Wofford (1-1, 0-0 SoCon)

PPG	OPP. PPG	FG%	3FG%	FT%	RPG	APG	BPG	SPG	FOUL
98.0	60.0	.522	.418	.737	45.0	18.0	4.5	9.0	15.5
90.5	68.0	.467	.329	.519	48.0	21.5	1.0	10.5	14.5

### NOTES & CONNECTIONS

- » Duke and Wofford have met just twice in the modern era -- both Blue Devil wins at Cameron Indoor Stadium (2014, 2019).
- » The all-time series favors Duke, 7-0, with the first five meetings coming between 1913 and 1936.
- » Wofford was picked to finish fourth in the Southern Conference, according to the preseason coaches poll.
- » The Terriers finished the 2023-24 season with a 10-8 SoCon record and 17-15 overall ledger.
- » Senior guard Corey Tripp and senior center Kyle Filwich were selected to the preseason all-conference team.
- » Wofford opened the season with a 112-58 home win over Erskine, followed by a 78-69 loss at Lipscomb on Nov. 9.
- » Dillon Bailey tops four Terriers scoring in double figures with an average of 14.0 points per contest.
- » Filwich is averaging a double-double with 11.5 points and 11.0 rebounds per game.
- » Wofford head coach Dwight Perry attended Southern High School in Durham before playing three seasons at Kentucky.

### THE SERIES

<b>Overall</b>	<b>Duke leads, 7-0</b>
In Durham, N.C.	Duke leads, 4-0
at Cameron Indoor Stadium	Duke, 2-0
In Spartanburg, S.C.	Duke leads, 2-0
at Jerry Richardson Indoor Stadium	--
Neutral Sites	--
Last Meeting	@Duke 86, Wofford 57 (Dec. 19, 2019)

### ON THIS DATE: NOV. 16

- » Duke has won all eight games played on Nov. 16, dating back to a 100-76 home triumph over Boston College in 1990.
- » The Blue Devils' last contest on this date was a 92-52 home win over Gardner-Webb in 2021.
- » Seven of the eight games on Nov. 16 have been played in Cameron Indoor Stadium, with the lone road game coming in 1997, a 78-45 win over Army West Point at Christi Arena.

### SERIES FACTS

Overall Streak	W7
Home Streak	W4
Road Streak	L2
Last Home Win	86-57 (Dec. 19, 2019)
Last Road Win	50-15 (1914)
Last Neutral Win	--
Last Home Loss	--
Last Road Loss	--
Last Neutral Loss	--
Largest Winning Margin	35 - twice (50-15, 1914 & 47-12, 1913)
Largest Losing Margin	--
Most Points Scored	86 (86-57, Dec. 19, 2019)
Most Points Allowed	57 (86-57, Dec. 19, 2019)
Fewest Points Scored	36 (36-28; Jan. 6, 1936)
Fewest Points Allowed	12 (47-12, 1913)

**Last Time Out**

- » Double-doubles from the freshman duo of **Cooper Flagg** and **Khaman Maluach** helped propel No. 7 Duke to a 100-58 home victory over Army West Point on Friday, Nov. 8.
- » Flagg finished with 13 points, 11 rebounds, three assists, three blocked shots and two steals, while Maluach tallied 11 points and 14 boards.
- » Six Blue Devils finished in double-figures for the second consecutive game, with **Kon Knueppel**, **Tyrese Proctor**, **Sion James** and **Caleb Foster** chipping in 15, 14, 12 and 11, respectively.
- » James finished with a +/- of +44 in just 18 minutes of play, collecting 12 points, a team-high four assists, two steals and a rebound.
- » After opening the night shooting 1-for-11 from 3-point land, the Blue Devils made 16 of their final 27 shots behind the arc (59.3%).
- » Duke distributed 19 assists on 35 made baskets and collected eight steals, while forcing 13 Army turnovers.
- » The Blue Devils outrebounded the Black Knights, 50-32, including a 35-16 advantage on the glass in the opening stanza.
- » The Blue Devils limited Army to 20 first-half points for a 23-point halftime advantage.

**The 2024-25 Duke Blue Devils**

- » Duke returns two starters from last season's Elite Eight squad, junior **Tyrese Proctor** and sophomore **Caleb Foster**, while also signing the nation's top-ranked recruiting class and also making four additions through the transfer portal.
- » Duke's six-player freshman class includes five top-25 players in 247Sports' rankings, and consists of five-star prospects **Cooper Flagg** (6-9, G/F, Newport, Maine/Montverde Academy), **Isaiah Evans** (6-6, G/F, Fayetteville, N.C./North Mecklenburg HS), **Kon Knueppel** (6-7, G/F, Milwaukee, Wis./Wisconsin Lutheran HS), **Patrick Ngongba II** (6-11, C, Manassas, Va./Paul VI Catholic) and **Khaman Maluach** (7-2, C, South Sudan, Africa/NBA Academy Africa), and four-star recruit **Darren Harris** (6-6, G/F, Herndon, Va./Paul VI Catholic).
- » In the transfer portal, Duke added four-star transfers **Sion James** (6-6, G, Sugar Hill, Ga./Lanier HS/Tulane), **Maliq Brown** (6-9, F, Culpeper, Va./Blue Ridge HS/Syracuse) and **Mason Gillis** (6-6, F, New Castle, Ind./New Castle HS/Purdue) along with **Cameron Sheffield** (6-6, G/F, Alpharetta, Ga./ Chattahoochee HS/Rice).

**Duke's Unique Blend of Youth and Experience**

- » Duke welcomes the No. 1 recruiting class of six freshmen, which includes two of the five youngest Division I men's basketball players with **Cooper Flagg** (12/21/2006) ranking second and **Khaman Maluach** (9/14/2006) fifth.
- » The Blue Devils also boast veteran experience with non-freshmen combining for more than 500 games played (523), 300 starts (324), and 13,000 minutes (13,201), including **Mason Gillis** with 132 games played and **Sion James** with 107 starts (ranks 11th among Div. I players entering the season).

**Differential from Distance**

- » During Duke's two exhibition games against Lincoln (W, 107-56) and Arizona State (W, 103-47) and the two regular-season wins versus Maine (W, 96-62) and Army West Point (W, 100-58), the Blue Devils have turned the three-point arc into a benefit on both ends of the floor.
- » In those four outings, Duke averaged 45.0 points from three-point range and shot 43.5% from distance, while the opposition averaged 15.0 points and shot 24.4% from behind the arc.
- » Duke's three-point point differential in the four contests is +120, for an average of +30 per game - not factoring in two four-point plays.

**Strength of Schedule**

- » During a six-game stretch (Nov. 12-Dec. 4) before conference action begins, No. 6 Duke plays against four teams that were ranked in the Associated Press preseason top-25 poll (No. 1 Kansas, No. 10 Arizona, No. 11 Auburn and No. 23 Kentucky) and were at least a 4-seed in last season's NCAA Tournament.
- » Duke plays three true road games before Christmas for the first time since the 1990-91 season.

**AP Poll Streak Extends**

- » With the release of the *Associated Press* preseason poll on Oct. 14, Duke was ranked No. 7 -- extending a notable streak.
- » The Blue Devils have now been ranked in the top 10 at least once in 29 consecutive seasons -- the longest active streak nationally. The next closest program is Kansas, which has held a top-10 ranking at some point in each of the last 19 seasons.
- » The No. 7 ranking also marked the 17th consecutive season that the Blue Devils made their debut in the top 10.

**Flagg Garners Preseason Accolades**

- » Duke freshman **Cooper Flagg**, the No. 1-ranked prospect in the 2024 recruiting class, secured a spot on the 2024-25 Associated Press preseason All-America Team.
- » The 6-9 guard/forward was also announced as the Preseason ACC Rookie of the Year and named to the Preseason All-ACC First Team, as chosen by a select media panel.

**74% Winning Percentage in NBA Arenas**

- » Duke is a combined 99-35 (.739) all-time in 13 current NBA venues.
- » The Blue Devils have won 29 of their last 38 at NBA venues, with an 8-5 record in the past two seasons under head coach **Jon Scheyer**, including a 5-2 mark in 2023-24.

**Duke's Three-Point Streak**

- » Duke has connected on at least one 3-pointer in 1,227 straight games, the second-longest streak nationally.
- » It has been more than 30 years since Duke was held without a three-point field goal -- Dec. 30, 1989, versus Hawai'i.

**The Blue Devils Have Won Nearly 85% of Games at Cameron Indoor Stadium**

- » Duke has posted an all-time record of 963-174 (.847) at Cameron Indoor, that includes a 33-3 (.917) record under head coach **Jon Scheyer**.
- » Duke has won more games at its current home venue than any team in college basketball.
- » Now in its 86th season as the home of the Blue Devils, Duke has averaged 11.1 wins since the venue opened January 6, 1940 -- a 36-27 win over Princeton.

**Sellout Streak Still Staying Strong**

- » Duke has sold out 526 consecutive games at Cameron Indoor Stadium. The last time Duke did not have a sellout at home was on Nov. 16, 1990, against Boston College.
- » The sellout figure is the longest current streak (by time) in either men's college basketball or the NBA.
- » Duke's record at Cameron during the sellout streak is 477-49 (.907).

**All-Access with Coach Jon Scheyer Debuts**

- » The weekly television show, "Duke All-Access with Jon Scheyer," is back for its third season in 2024-25.
- » The 30-minute show features **Jon Scheyer** and his Blue Devils team. Presented in magazine format and produced by John Roth, the show also includes informative player features and behind-the-scenes access to the Duke program.
- » A production of Blue Devil Sports Properties from LEARFIELD, the show airs locally on ABC-11 WTVD on Sundays at noon ET and is live streamed on ABC11.com Saturdays at 10 a.m. ET. It also available regionally across on FanDuel Sports Network on Fridays at 3 p.m. ET; and on MASN Saturdays at 8:30 a.m. ET. It can also be viewed via the Duke Athletics YouTube Channel and archived on GoDuke.com.

**Duke in Current NBA Arenas**

Madison Square Garden	New York	41-18
Barclays Center	Brooklyn	11-1
Spectrum Center	Charlotte	10-1
United Center	Chicago	9-2
Wells Fargo Center	Philadelphia	7-1
Capital One Arena	Washington	7-6
Moda Center	Portland	5-1
Gainbridge Fieldhouse	Indiana	3-1
Chase Center	Golden State	2-0
<b>State Farm Arena</b>	<b>Atlanta</b>	<b>2-1</b>
American Airlines Center	Dallas	1-1
Amway Center	Orlando	1-1
TD Garden	Boston	0-1

**CONSECUTIVE SEASONS RANKED IN TOP 10 | AP POLL**

Rk	Team	No.
1.	Duke	29
2.	Kansas	19
3.	Kentucky	15

**CONSECUTIVE GAMES WITH A 3-POINT FIELD GOAL | ACTIVE**

Rk	School	Games	Next Game
1.	UNLV	1,228	vs. Omaha (11/14)
2.	Duke	1,227	vs. Kentucky (11/12)
3.	East Tennessee State	1,161	vs. Tusculum (11/13)

*Through games played on 11/11 based on available data*

**MOST WINS AT CURRENT HOME VENUE | NCAA**

Rk	Team (Venue)	W	L	Pct.	Opened
1.	Duke (Cameron Indoor)	963	174	.847	1940
2.	Penn (The Palestra)	867	416	.676	1927
3.	Kansas (Allen Fieldhouse)	863	118	.880	1955
4.	Oklahoma State (Gallagher-Iba)	859	261	.767	1938
5.	Vanderbilt (Memorial Gym)	812	263	.755	1952
6.	UCLA (Pauley Pavilion)	798	134	.856	1965

*Through games played on 11/10 based on available data*

**DUKE ALL-TIME AT CAMERON INDOOR STADIUM**

Overall Record	963	174	.847
ACC regular-season games	424	111	.793
Non-conference games	451	41	.917
When ranked in AP Top 25	656	68	.906



**Jon Scheyer Continues to Build on Historic Debut**

- » Former Duke All-American and two-time team captain **Jon Scheyer** made history with his head-coaching debut in 2022-23, when he became just the third coach in ACC history to win the ACC Tournament in their first season and the first to win an ACC title as both a player (2009, 2010) and as a coach (2023).
- » Duke posted 27-9 records in each of Scheyer's first two seasons as head coach.
- » The Blue Devils won the ACC Tournament in 2023, and advanced to the Elite Eight in 2024.
- » In 2023-24, Duke was ranked inside the top-25 for the entirety of the season, concluding at No. 9 in the final Associated Press poll, an upgrade from the Blue Devils' No. 12 final ranking in 2022-23.
- » Scheyer led the 2023-24 team to three victories over opponents ranked in the top-25, with wins over No. 18 Michigan State, No. 10 Baylor and No. 2 Houston, and advanced to the NCAA Tournament as a top-five seed for the second straight season.
- » Among Duke head coaches in their first two seasons, Scheyer posted the most overall wins (54), most conference wins (29) and the most NCAA Tournament wins (4). Scheyer's overall win percentage (.750) through his first two seasons is the best since Eddie Cameron in 1928-30 (.750/30-10), and his conference win percentage (.725) is the best since Harold Bradley in 1950-52 (.743).
- » Scheyer also became Duke's fastest head coach to reach the 50-win milestone, doing so in 65 games, bettering the standard set by Vic Bubas, who hit 50 wins in 69 contests from 1959-62.
- » In addition, Scheyer is just the third men's basketball head coach in ACC history to lead his program to a conference tournament title and an NCAA Elite Eight appearance in his first two seasons, joining Bill Guthridge (North Carolina, 1998) and fellow Blue Devils coach, Vic Bubas (1960).
- » The Northbrook, Illinois, native has been integral in the recruiting and development of several young Duke stars since joining the staff in 2013-14, and as head coach, has landed the nation's No. 1-ranked recruiting class twice (2022 and 2024) and No. 2-ranked recruiting class (2023).
- » Duke has signed a top-three recruiting class per ESPN in every season since Scheyer joined the staff, including the No. 1 class six times in 11 seasons (2014, 2015, 2017, 2018, 2022, 2024).

**Entering Freshman Class Ranked No. 1 Nationally -- Duke's 11th Consecutive Top-3 Class**

- » The third class fully recruited and signed by **Jon Scheyer** was ranked No. 1 nationally by both ESPN and 247Sports.
- » It marked the third consecutive top-two class signed by Scheyer after inking the nation's No. 1 class in 2022 for his first season as Duke's head coach.
- » The class was made up of six players, including five top-25 players in 247Sports' rankings, and consists of five-star prospects **Cooper Flagg** (No. 1), **Khaman Maluach** (No. 4), **Isaiah Evans** (No. 13), **Kon Knueppel** (No. 18) and **Patrick Ngongba II** (No. 21), and four-star recruit **Darren Harris** (No. 40).
- » Flagg (Maine), Evans (N.C.), Knueppel (Wisc.) and Harris (Va.) were all named the players of the year in their respective states.

**Duke Adds Two More McDonald's All-Americans**

- » Following the announcement of the 2024 McDonald's All-American Game rosters, Duke has signed 92 McDonald's All-Americans all-time -- the most of any NCAA program.
- » The Blue Devils' most recent selections are **Cooper Flagg** and **Isaiah Evans**.
- » Duke has added at least one McDonald's All-American in 40 consecutive years.

**NBA Season Begins with 24 Blue Devils on Opening Day Rosters**

- » When the NBA season began on Oct. 22, Duke had 24 members of The Brotherhood on opening-day rosters.
- » The list was compiled from the NBA's official opening-day rosters (including two-way and inactive lists) and includes any Blue Devil that played and finished their college basketball careers at Duke.
- » Duke's players are spread across the country at a total of 18 NBA franchises, including a trio of Blue Devils in Phoenix (**Grayson Allen**, **Tyus Jones** and **Mason Plumlee**) and four duos in Charlotte (**Seth Curry** and **Mark Williams**), Dallas (**Kyrie Irving** and **Dereck Lively II**), New Orleans (**Brandon Ingram** and **Zion Williamson**) and Orlando (**Paolo Banchero** and **Wendell Carter Jr.**).
- » Duke's two draftees from the 2023-24 squad, **Jared McCain** (Philadelphia) and **Kyle Filipowski** (Utah), are set to make their NBA debuts this season.
- » **Jayson Tatum**, a forward/guard for the Boston Celtics, is coming off his first NBA championship during the 2023-24 season. Tatum, a five-time All-Star and four-time All-NBA selection, helped lead the Celtics to a league-leading 64 regular-season wins and defeated the Dallas Mavericks in five games in the NBA Finals.
- » Duke's two dozen players also join a long list of former players, coaches, managers and Duke graduates that serve on NBA coaching staffs or in front office roles for 26 of the league's 30 teams and the league office. That includes former Hall of Fame head coach **Mike Krzyzewski**, who joined the NBA as a special advisor, 1984 Duke graduate **Adam Silver** (NBA Commissioner), **Grant Hill** (part owner of the Atlanta Hawks), **Elton Brand** (General Manager of the Philadelphia 76ers), **Trajan Landon** (President of Basketball Operations of the Detroit Pistons), **Quin Snyder** (Head Coach of the Atlanta Hawks), **Mike Dunleavy** (General Manager of the Golden State Warriors) and **JJ Redick** (Head Coach of the Los Angeles Lakers).

**FASTEST TO 50 WINS BY DUKE COACH**

Head Coach (First Season) - Record

Head Coach (First Season)	Record
<b>Jon Scheyer (2022-23)</b>	<b>(March 2) 50-15</b>
Vic Bubas (1959-60)	50-19
Eddie Cameron (1928-29)	50-23
Harold Bradley (1950-51)	50-24
Bucky Waters (1969-70)	50-28
Gerry Gerard (1942-43)	50-30

**DUKE'S ESPN.COM RECRUITING CLASS RANKINGS**

2009	9
2010	6
2011	2
2012	12
2013	15
2014	>>> 1
2015	1
2016	2
2017	1
2018	1
2019	2
2020	2
2021	3
2022	1
2023	2
<b>2024</b>	<b>1</b>
>>> Scheyer's first season on staff	

**MOST McDONALD'S ALL-AMERICANS SIGNED**

1. Duke	92
2. North Carolina	76
3. Kentucky	70
> through 2024 class	

**BLUE DEVILS IN THE NBA**

Grayson Allen - Phoenix  
 Marvin Bagley III - Washington  
 Paolo Banchero - Orlando  
 RJ Barrett - Toronto  
 Wendell Carter Jr. - Orlando  
 Seth Curry - Charlotte  
 Kyle Filipowski - Utah  
 Brandon Ingram - New Orleans  
 Kyrie Irving - Dallas  
 Jalen Johnson - Atlanta  
 Tre Jones - San Antonio  
 Tyus Jones - Phoenix  
 Luke Kennard - Memphis  
 Dereck Lively II - Dallas  
 Jared McCain - Philadelphia  
 Wendell Moore Jr. - Detroit  
 Mason Plumlee - Phoenix  
 Cam Reddish - LA Lakers  
 D.J. Steward - Chicago  
 Jayson Tatum - Boston  
 Gary Trent Jr. - Milwaukee  
 Dariq Whitehead - Brooklyn  
 Mark Williams - Charlotte  
 Zion Williamson - New Orleans

**HEAD COACH JON SCHEYER**



**BIO**

Former Duke All-American and two-time team captain Jon Scheyer is the 20th head coach in Duke University's storied basketball history. He was named to the position on June 4, 2021, succeeding Hall of Fame head coach Mike Krzyzewski.

Scheyer, who enters his third season as head coach in 2024-25, has vast experience on the Duke bench, having served on Krzyzewski's staff since the 2013-14 season. His previous roles with the Blue Devils include special assistant, assistant coach and the previous three years as associate head coach. Scheyer and Duke agreed to a new six-year contract in October of 2023, extending him through the 2028-29 season.

The 35-year-old Scheyer was among the youngest head coaches in Division-I men's basketball, and the youngest at a power conference institution. He was named to *The Athletic's* 40 Under 40 in college sports in 2022, and was previously touted as one of the best assistant coaches in college basketball.

As a player, Scheyer sparked the Blue Devils to two ACC championships and the 2010 NCAA title as a player from 2007-10. In his time on the coaching staff, he has helped Duke compile a 272-80 (.773) record, a national championship (2015), two Final Fours (2015, 2022) and three ACC Tournament crowns (2017, 2019, 2023).

The Northbrook, Illinois, native has been integral in the recruiting and development of several young Duke stars since joining the staff, and landed the nation's No. 1-ranked recruiting class in 2022 and 2024, and No. 2-ranked class for 2023.

Duke has signed a top-three recruiting class per ESPN in every season since Scheyer joined the staff, including the No. 1 class six times in 11 seasons (2014, 2015, 2017, 2018, 2022, 2024).

[CLICK HERE FOR COACH SCHEYER'S FULL BIO](#)

**SCHEYER QUICK FACTS**

Born	August 24, 1987
High School	Glenbrook North, Northbrook, Illinois
College Career	Four-year letterman, Duke, 2007-2010
College Degree	B.A., History, Duke, 2010
College Honors	Co-captain, 2009, 2010 Consensus Second Team All-America, 2010 All-NCAA Final Four Team, 2010 First Team All-ACC, 2010 NCAA Tournament All-South Region, 2010 ACC Tournament MVP, 2009 All-Preseason NIT, 2009
Coaching Career	Special Assistant, Duke, 2013-14 Assistant Coach, Duke, 2014-18 Associate Head Coach, Duke, 2018-22 Head Coach, Duke, 2022-present
Family	Wife, Marcelle (married May 2017) Children, Noa (born January 2018) Jett (born August 2019) James (born May 2022)

**SCHEYER BY THE NUMBERS**

<b>27.2</b>	Average number of wins per season while at Duke
<b>.779</b>	Career winning percentage as coach and player
<b>11</b>	Top-3 recruiting classes in 11 years on staff
<b>5</b>	ACC Tournament titles (2009, 2010, 2017, 2019, 2023)
<b>2</b>	National Championships (2010, 2015)
<b>28</b>	All-ACC selections coached (12 First Team picks)
<b>12</b>	All-Americans coached (5 consensus First Team picks)
<b>15</b>	Major ACC award winners coached (4 Players of the Year)
<b>40</b>	NBA Draft picks coached (2 overall No. 1 picks)

"I've said many times that Jon Scheyer is one of the smartest coaches in the country. He showed that repeatedly as a member of our staff the past eight seasons. He is ready for this amazing opportunity and clearly recognizes the significance of the position in which he finds himself. He understands the unique culture of Duke Basketball and he and his staff will carry it forward in an ever-changing college athletics environment. Jon is a rising star in the profession and Duke could not be in better hands moving forward." -- **MIKE KRZYZEWSKI**

**JON SCHEYER YEAR-BY-YEAR AT DUKE**

Playing Career	Overall	ACC	ACC Tournament	NCAA Tournament
2006-07 Freshman Guard	22-11	8-8 (T6th)	First Rd (0-1)	NCAA First Rd (0-1)
2007-08 Sophomore Guard	28-6	13-3 (2nd)	Semifinals (1-1)	NCAA Second Rd (1-1)
2008-09 Junior Guard	30-7	11-5 (T2nd)	Champion (3-0)	NCAA Sweet 16 (2-1)
2009-10 Senior Guard	35-5	13-3 (T1st)	Champion (3-0)	NCAA Champion (6-0)
<b>Career</b>	<b>115-29 (.799)</b>	<b>45-19 (.703)</b>	<b>7-2 (.778)</b>	<b>9-3 (.750)</b>
Coaching Career	Overall	ACC	ACC Tournament	NCAA Tournament
2013-14 Special Assistant	26-9	13-5 (3rd)	Finals (2-1)	NCAA First Rd (0-1)
2014-15 Assistant Coach	35-4	15-3 (2nd)	Semifinals (1-1)	NCAA Champion (6-0)
2015-16 Assistant Coach	25-11	11-7 (T5th)	Quarterfinals (1-1)	NCAA Sweet 16 (2-1)
2016-17 Assistant Coach	28-9	11-7 (T5th)	Champion (4-0)	NCAA Second Rd (1-1)
2017-18 Assistant Coach	29-8	13-5 (2nd)	Semifinals (1-1)	NCAA Elite Eight (3-1)
2018-19 Associate Head Coach	32-6	14-4 (3rd)	Champion (3-0)	NCAA Elite Eight (3-1)
2019-20 Associate Head Coach	25-6	15-5 (4th)	Quarterfinals (0-0)*	--
2020-21 Associate Head Coach	13-11	9-9 (10th)	Quarterfinals (2-0)**	--
2021-22 Associate Head Coach	32-7	16-4 (1st)	Finals (2-1)	NCAA Semifinals (4-1)
2022-23 Head Coach	27-9	14-6 (4th)	Champion (3-0)	NCAA Second Rd (1-1)
2023-24 Head Coach	27-9	15-5 (2nd)	Quarterfinals (0-1)	NCAA Elite Eight (3-1)
2024-25 Head Coach	2-0	--	--	--
<b>Head Coach Totals</b>	<b>56-18 (.757)</b>	<b>29-11 (.725)</b>	<b>3-1 (.750)</b>	<b>4-2 (.667)</b>
<b>Overall Coaching Totals</b>	<b>301-89 (.772)</b>	<b>146-60 (.709)</b>	<b>19-6 (.760)</b>	<b>23-8 (.742)</b>

\* Postseason canceled by COVID-19 pandemic; \*\* Season ended by Duke's COVID protocols

**CAREER RECORD**

Overall Record	56-18
ACC Record (regular season & tournament)	32-12
Home	33-3
Road	11-10
Neutral	12-5
vs. AP Top 25	7-7

**SCHEYER'S DUKE CAREER STATS**

	GP-GS	Min	FG	Pct	3FG	Pct	FT	Pct	Reb	Avg	PF	Ast	Turn	Blk	Stl	Pts	Avg
2006-07	33-32	1,112	113-284	.398	61-167	.365	115-136	.846	110	3.3	57	61	52	5	39	402	12.2
2007-08	34-1	963	115-259	.444	47-121	.388	120-135	.889	134	3.9	56	83	37	9	46	397	11.7
2008-09	37-35	1,214	146-368	.397	79-205	.385	179-214	.836	134	3.6	62	102	57	6	58	550	14.9
2009-10	40-40	1,470	212-531	.399	110-287	.383	194-221	.878	144	3.6	54	194	65	10	65	728	18.2
<b>Total</b>	<b>144-108</b>	<b>4,759</b>	<b>586-1,442</b>	<b>.406</b>	<b>297-780</b>	<b>.381</b>	<b>608-706</b>	<b>.861</b>	<b>522</b>	<b>3.6</b>	<b>229</b>	<b>440</b>	<b>211</b>	<b>30</b>	<b>208</b>	<b>2,077</b>	<b>14.4</b>

**2023-24 IN REVIEW**

**SEASON SUMMARY**

- » The 119th season of Duke Basketball netted the program's 46th appearance in the NCAA Tournament and 24th trip to the Elite Eight, the third-most by any team.
- » Head coach **Jon Scheyer** led Duke into the tournament for the second straight season and steered the Blue Devils to a top-five seed in each of his first two campaigns.
- » Duke was ranked inside the top-25 for the entirety of the 2023-24 season, concluding at No. 9 in the final Associated Press poll - the 40th time Duke has finished in the top-10.
- » The Blue Devils concluded the 2023-24 campaign with a 27-9 record for the second consecutive year and placed second in the ACC standings with a 15-5 league mark.
- » Duke defeated three teams ranked in the top-25, with wins over No. 18 Michigan State, No. 10 Baylor and No. 2 Houston.
- » Duke finished the season as the only team positioned in the top four of ACC statistical leaders in both scoring offense and scoring defense. The Blue Devils ranked second in both scoring offense (78.6) and scoring defense (66.3).
- » The Blue Devils held 31 of their 36 opponents below their respective scoring average.
- » Duke out-rebounded opponents 25 times this season for a 22-3 record when winning the battle on the boards.
- » In their three NCAA Tournament triumphs, the Blue Devils held the opposition to an average of 51.0 points per contest.
- » Duke's 54-51 win over Houston in the NCAA Tournament regional semifinal was the Blue Devils' first win over a No. 1-seed since defeating Wisconsin, 68-63, in the national championship game on April 6, 2015, in Indianapolis.
- » With the win over Houston - ranked No. 2 in the AP poll at the time - Duke secured its first win over a top-5 team since defeating No. 1 Gonzaga, 84-81, on Nov. 26, 2021, in Las Vegas.
- » A trio of Blue Devils, sophomore center **Kyle Filipowski**, senior guard **Jeremy Roach** and freshman guard **Jared McCain**, captured ACC postseason accolades, with Filipowski on the All-ACC First Team, Roach on the All-ACC Third Team, and McCain with All-ACC Team Honorable Mention and a member of the ACC All-Rookie Team.
- » Filipowski became a consensus Second Team All-American, with citations from the Associated Press (AP), U.S. Basketball Writers Association (USBWA) and National Association of Basketball Coaches (NABC). The sophomore was the only underclassman on each of the three, 15-player, All-America teams.
- » Filipowski and McCain were named to the NCAA South Regional All-Tournament Team. Filipowski averaged 11.0 points, 8.8 rebounds, 2.8 assists, 1.3 steals and 1.0 block per game, while McCain posted 21.0 points, 5.8 boards and 2.3 assists per NCAA postseason outing.
- » During the 2023-24 season, both Roach and Filipowski eclipsed the 1,000-point career milestone. At season's end, Roach ranks 32nd on Duke's career scoring list with 1,469 points, while Filipowski is positioned 55th with 1,134 points.
- » Among ACC leaders, Filipowski ranked 11th in scoring (16.4 ppg), sixth in rebounding (8.3 rpg), fourth in blocked shots (1.5 bpg) and seventh in field goal percentage (.505).
- » **Tyrese Proctor** ranked 25th nationally in assist/turnover ratio (2.95), and distributed 45 assists with just 12 turnovers in his last 11 outings.
- » In the 2024 NBA Draft, McCain was selected in the first round by the Philadelphia 76ers with the 16th overall pick, while Filipowski went to the Utah Jazz in the second round with the 32nd overall pick.

CURRENT STREAKS			
Overall			Won 2
Unranked teams anywhere			Won 3
Ranked teams anywhere			Won 1
Home			Won 2
Home ACC			Lost 1
Home non-conference			Won 8
Home unranked non-conference			Won 27
Home ranked teams			Lost 2
Home unranked teams			Won 7
Road			Won 1
Road ACC			Won 1
Road ranked teams			Lost 4
Road unranked teams			Won 1
Neutral			Lost 1
Neutral ranked teams			Won 3
Neutral unranked teams			Lost 1
<b>Consecutive Made Free Throws</b>	<i>Career Long*</i>	<i>Season Long</i>	<i>Active</i>
Sion James	7	7	7
Kon Knuettel	4	4	4
Darren Harris	3	3	3
Khaman Maluach	2	2	2
Mason Gillis	2	2	2
Neal Begovich	2	--	2
Cooper Flagg	6	6	1
Tyrese Proctor	17	1	1
Isaiah Evans	1	1	1
Caleb Foster	10	--	--
Spencer Hubbard	1	--	--
<i>*Duke career only</i>			
<b>Consecutive Games Played with 3-Point Field Goal</b>	<i>Career Long</i>	<i>Season Long</i>	<i>Active</i>
Caleb Foster	4	2	4
Tyrese Proctor	12	2	2
Mason Gillis	> 7	2	2
Sion James	> 7	2	2
Kon Knuettel	2	2	2
Darren Harris	2	2	2
Cooper Flagg	1	1	1
Spencer Hubbard	1	1	1
Cameron Sheffield	> 8	--	--
Maliq Brown	> 2	--	--
> includes previous school			
<b>Games Played</b>	<i>2024-25</i>	<i>Career</i>	
Mason Gillis	2 (2-0)	> 134 (105-29)	
Sion James	2 (2-0)	> 116 (60-56)	
Tyrese Proctor	2 (2-0)	71 (53-18)	
Maliq Brown	2 (2-0)	> 63 (37-26)	
Caleb Foster	2 (2-0)	29 (23-6)	
Cooper Flagg	2 (2-0)	2 (2-0)	
Khaman Maluach	2 (2-0)	2 (2-0)	
Kon Knuettel	2 (2-0)	2 (2-0)	
Isaiah Evans	2 (2-0)	2 (2-0)	
Darren Harris	2 (2-0)	2 (2-0)	
Cameron Sheffield	1 (1-0)	> 96 (51-45)	
Neal Begovich	1 (1-0)	> 24 (20-4)	
Spencer Hubbard	1 (1-0)	17 (17-0)	
Stanley Borden	--	2 (2-0)	
> includes previous school			
Record in such games in ( )			
<b>Starts</b>	<i>Consecutive</i>	<i>Career</i>	
Tyrese Proctor	11	61 (45-16)	
Caleb Foster	2	17 (15-2)	
Cooper Flagg	2	2 (2-0)	
Kon Knuettel	2	2 (2-0)	
Khaman Maluach	2	2 (2-0)	
Sion James	--	> 107 (55-52)	
Mason Gillis	--	> 63 (47-16)	
Cameron Sheffield	--	> 55 (28-27)	
Maliq Brown	--	> 25 (13-12)	
> includes previous school			
Record in such games in ( )			

SEASON / CAREER TOTALS		
	<i>2024-25</i>	<i>Career</i>
<b>Double Figure Scoring Games</b>		
Sion James	2 (2-0)	> 53 (29-24)
Tyrese Proctor	2 (2-0)	39 (30-9)
Caleb Foster	2 (2-0)	10 (8-2)
Cooper Flagg	2 (2-0)	2 (2-0)
Kon Knuettel	2 (2-0)	2 (2-0)
Mason Gillis	1 (1-0)	> 29 (25-4)
Khaman Maluach	1 (1-0)	1 (1-0)
Maliq Brown	--	> 25 (18-7)
Cameron Sheffield	--	> 17 (8-9)
<b>20+ Point Games</b>		
Kon Knuettel	1 (1-0)	1 (1-0)
Sion James	--	> 7 (5-2)
Tyrese Proctor	--	2 (2-0)
Mason Gillis	--	> 2 (2-0)
Maliq Brown	--	> 1 (0-1)
<b>30+ Point Games</b>		
Sion James	--	> 1 (1-0)
<b>10+ Rebound Games</b>		
Cooper Flagg	1 (1-0)	1 (1-0)
Khaman Maluach	1 (1-0)	1 (1-0)
Maliq Brown	--	> 8 (5-3)
Cameron Sheffield	--	> 7 (4-3)
Mason Gillis	--	> 2 (2-0)
Tyrese Proctor	--	1 (1-0)
Sion James	--	> 1 (0-1)
<b>Double-Doubles</b>		
Cooper Flagg	1 (1-0)	1 (1-0)
Khaman Maluach	1 (1-0)	1 (1-0)
Maliq Brown	--	> 6 (4-2)
Tyrese Proctor	--	2 (2-0)
Sion James	--	> 1 (0-1)
Cameron Sheffield	--	> 1 (1-0)
<b>20-10 Games</b>		
Sion James	--	> 1 (0-1)
<b>3+ Steal Games</b>		
Cooper Flagg	1 (1-0)	1 (1-0)
Mason Gillis	1 (1-0)	> 2 (2-0)
Tyrese Proctor	--	1 (1-0)
Caleb Foster	--	1 (0-1)
<b>3+ Three-Point Field Goal Games</b>		
Tyrese Proctor	2 (2-0)	16 (15-1)
Kon Knuettel	2 (2-0)	2 (2-0)
Mason Gillis	--	> 12 (8-4)
Sion James	--	> 10 (6-4)
Cameron Sheffield	--	> 7 (4-3)
Caleb Foster	--	3 (2-1)
<b>Scoring Leaders</b>		
Kon Knuettel	2	2 (2-0)
Tyrese Proctor	--	5 (3-2)
Caleb Foster	--	2 (2-0)
<b>Rebounding Leaders</b>		
Khaman Maluach	1	1 (1-0)
Cooper Flagg	1	1 (1-0)
Maliq Brown	1	1 (1-0)
Tyrese Proctor	--	3 (2-1)
Caleb Foster	--	1 (0-1)
<b>Assist Leaders</b>		
Cooper Flagg	1	1 (1-0)
Sion James	1	1 (1-0)
Tyrese Proctor	--	34 (26-8)
Caleb Foster	--	4 (4-0)
Record in such games in ( ) > includes previous school		

HONORS & AWARDS	
<b>Tyrese Proctor</b>	Wooden Award -- Preseason Top 50 Watch List Bob Cousy Point Guard of the Year -- Preseason Watch List
<b>Caleb Foster</b>	Jerry West Shooting Guard of the Year -- Preseason Watch List
<b>Cooper Flagg</b>	Preseason ACC Rookie of the Year Preseason First Team All-ACC Preseason First Team All-America (Associated Press) Preseason Newcomer of the Year (Blue Ribbon) Preseason Second Team All-America (Blue Ribbon) Naismith Trophy -- Preseason Watch List Wooden Award -- Preseason Top 50 Watch List Julius Erving Small Forward of the Year -- Preseason Watch List NABC Division I Player of the Year -- Preseason Watch List
<b>Kon Knuettel</b>	Jerry West Shooting Guard of the Year -- Preseason Watch List Naismith Trophy -- Preseason Watch List
<b>Khaman Maluach</b>	Kareem Abdul-Jabbar Center of the Year -- Preseason Watch List

CAREER DOUBLE-DOUBLES (BY DATE)					
<i>Player (No.)</i>	<i>Date</i>	<i>Opponent</i>	<i>Pts</i>	<i>R/A/B/S</i>	
Tyrese Proctor (1)	11/18/22	Delaware	13	10	
@Cameron Sheffield (1)	12/31/22	UTEP	11	16	
@Maliq Brown (1)	1/11/23	Virginia Tech	11	12	
Tyrese Proctor (2)	3/10/23	Pitt	11	10-a	
@Maliq Brown (2)	12/21/23	Niagara	15	10	
@Maliq Brown (3)	1/20/24	Miami (FL)	10	11	
@Maliq Brown (4)	3/2/24	Louisville	10	10	
@Maliq Brown (5)	3/5/24	Clemson	12	11	
@Maliq Brown (6)	3/13/24	NC State	11	12	
@Sion James (1)	3/14/24	North Texas	28	10	
<b>Cooper Flagg</b>	<b>11/8/24</b>	<b>Army</b>	<b>13</b>	<b>11</b>	
<b>Khaman Maluach</b>	<b>11/8/24</b>	<b>Army</b>	<b>11</b>	<b>14</b>	
<b>bold - this season</b>					
@ while playing at prior school					
Double-doubles are points-rebounds, unless noted					

## DUKE IN THE ASSOCIATED PRESS POLL

### DUKE'S AP POLL HISTORY

Total Polls Ranked	895 (70%)
Top 10 Rankings	733 (57%)
Top 5 Rankings	434 (34%)
No. 1 Rankings	145 (12%)
Longest Consecutive Polls Ranked	200 <sup>1</sup>
Current Streak	24

<sup>1</sup> - Duke was ranked in 200 consecutive polls from 1997-2007, the third-longest streak in college basketball history.

#### YEARS RANKED

Total Years	64
Consecutive Years	42
Current Streak	42

#### FINAL POLL

Total Polls	52 (68%)
Top 10	40 (53%)
Top 5	17 (23%)
High Rank	1 (eight times)

#### NO. 1 RANKING

Total Weeks	145
Most No. 1 Weeks in Succession	18 (1992)

### DUKE IN THE POLLS

Date	AP	Coaches
Preseason	7	5
Week 2	6	6
Week 3		
Week 4		
Week 5		
Week 6		
Week 7		
Week 8		
Week 9		
Week 10		
Week 11		
Week 12		
Week 13		
Week 14		
Week 15		
Week 16		
Week 17		
Week 18		
Week 19		
Week 20		
Final		

### DUKE IN TOP 10 / TOP 25 CHARTS

CONSECUTIVE WEEKS IN AP TOP 25 RANKINGS   ALL-TIME	
1. Kansas	231 (2009-20)
2. UCLA	221 (1967-80)
<b>3. Duke</b>	<b>200 (1997-07)</b>
4. North Carolina	172 (1991-00)
5. North Carolina	171 (1973-83)
<b>6. Duke</b>	<b>167 (2008-16)</b>
7. Marquette	166 (1970-80)
8. Kentucky	164 (1991-00)
9. Kansas	145 (1991-99)
<b>10. Duke</b>	<b>143 (1987-95)</b>

» *The Blue Devils have been in 512 of the last 532 polls*

#### CONSECUTIVE AP TOP-10 RANKINGS | ACC

1. Duke	122 (11/26/07-1/6/14)
2. Duke	75 (12/26/61-12/6/66)
3. Duke	69 (1/22/91-12/26/94)
4. Maryland	68 (11/25/72-3/2/76)
5. Duke	67 (12/20/99-3/3/03)

#### CONSECUTIVE AP TOP-10 RANKINGS | NCAA

1. UCLA	155 (11/15/66-1/20/76)
<b>2. Duke</b>	<b>122 (11/26/07-1/6/14)</b>
3. Kentucky	91 (3/14/94-2/15/99)
4. Gonzaga	84 (2/12/18-11/28/22)
5. Kansas	76 (11/21/94-12/7/98)
<b>6. Duke</b>	<b>75 (12/26/61-12/6/66)</b>
<b>7. Duke</b>	<b>69 (1/22/91-12/26/94)</b>
8. Maryland	68 (11/25/72-3/2/76)
<b>9. Duke</b>	<b>67 (12/20/99-3/3/03)</b>
10. Marquette	66 (2/17/70-2/26/74)

All charts through Nov. 11, 2024

### TOP 25 FACTS & RECORDS

Rank	Total Weeks Ranked	Last Time	Games	Record as Rank	Pct.	Record vs. Rank	Pct.
No. 1	145	11/29/2021	284	243-41	.856	10-21	.323
No. 2	90	Pre 2023-24	166	142-24	.855	19-28	.404
No. 3	76	12/6/2021	148	121-27	.818	17-24	.415
No. 4	59	2/28/2022	112	94-18	.839	13-20	.394
No. 5	64	11/22/2021	131	100-31	.763	12-22	.353
<b>No. 6</b>	<b>74</b>	<b>11/11/2024</b>	156	122-34	.782	18-11	.621
No. 7	71	10/14/2024	141	105-36	.745	18-17	.514
No. 8	60	2/19/2024	105	85-20	.810	12-22	.353
No. 9	51	4/9/2024	102	80-22	.784	15-16	.484
No. 10	44	2/26/2024	60	44-16	.733	13-7	.650
No. 11	20	3/11/2024	34	24-10	.706	17-14	.548
No. 12	19	1/22/2024	34	27-7	.794	15-7	.682
No. 13	16	3/18/2024	36	31-5	.861	19-10	.655
No. 14	17	1/1/2024	34	26-8	.765	20-8	.714
No. 15	14	12/5/2022	28	22-6	.786	14-9	.609
No. 16	14	12/25/2023	24	13-11	.542	11-6	.647
No. 17	19	12/26/2022	34	22-12	.647	14-10	.583
No. 18	11	2/6/2017	21	14-7	.667	11-10	.524
No. 19	11	1/11/2021	19	9-10	.474	<b>13-7</b>	<b>.650</b>
No. 20	9	12/28/2020	12	10-2	.833	11-3	.458
No. 21	8	12/18/2023	13	12-1	.923	8-2	.800
No. 22	1	12/4/2023	1	1-0	1.000	7-3	.700
No. 23	1	1/13/2014	2	2-0	1.000	9-2	.818
No. 24	2	1/9/2023	3	1-2	.333	8-3	.727
No. 25	0	Never	-	0-0	.000	4-1	.800
<b>Totals</b>	<b>895</b>	<b>11/11/2024</b>	<b>1,700</b>	<b>1,350-350</b>	<b>.794</b>	<b>328-292</b>	<b>.529</b>

### DUKE AT NO. 1 CHARTS

#### END OF SEASON NO. 1 RANKINGS | ALL-TIME

1. Kentucky	10
<b>2. Duke</b>	<b>8</b>
UCLA	8
4. North Carolina	6
5. Kansas	4
Ohio State	4

#### END OF SEASON NO. 1 RANKINGS | SINCE 1986

<b>1. Duke</b>	<b>8</b>
2. Kansas	4
3. Kentucky	3
North Carolina	3
Gonzaga	3
6. Ohio State	2
UNLV	2

#### WEEKS RANKED NO. 1 | ALL-TIME

<b>1. Duke</b>	<b>145</b>
2. UCLA	134
3. Kentucky	125
4. North Carolina	113
5. Kansas	78
6. Indiana	54
7. Cincinnati	45
8. Gonzaga	42
9. Arizona	39
10. Connecticut	37
Ohio State	37

#### WEEKS RANKED NO. 1 | ACC SCHOOLS

<b>1. Duke</b>	<b>145</b>
2. North Carolina	113
3. Virginia	17
4. NC State	13
5. Syracuse*	3
Wake Forest	3
7. Louisville*	2
8. Georgia Tech	1

#### WEEKS RANKED NO. 1 | SINCE 2001 (THIS CENTURY)

<b>1. Duke</b>	<b>74</b>
2. Kansas	43
3. Gonzaga	42
4. Kentucky	38
5. North Carolina	34

#### GAMES RANKED NO. 1 | ALL-TIME (SINCE 1949)

<b>1. Duke</b>	<b>284 (243-41)</b>
2. UCLA	257 (242-15)
3. Kentucky	233 (203-30)
4. North Carolina	223 (190-33)
5. Kansas	134 (113-21)
6. Indiana	98 (88-10)
7. Cincinnati	79 (71-8)
8. Ohio State	77 (71-6)
9. Gonzaga	74 (66-8)
10. UNLV	72 (66-6)

#### GAMES RANKED NO. 1 | SINCE 1998

<b>1. Duke</b>	<b>182 (153-29)</b>
2. North Carolina	84 (71-13)
3. Kentucky	81 (72-9)
4. Gonzaga	74 (66-8)
5. Kansas	72 (61-11)
6. Connecticut	52 (43-9)
7. Arizona	39 (33-6)
8. Villanova	34 (28-6)
9. Florida	32 (26-6)
Illinois	32 (30-2)

#### CONSECUTIVE SEASONS RANKED NO. 1 | NCAA

1. UCLA	12 (1964-75)
<b>2. Duke</b>	<b>7 (1998-04)</b>
3. Kansas	5 (1993-97)
<b>4. Duke</b>	<b>4 (2017-20)</b>
Kentucky	4 (2014-17)
<b>6. Duke</b>	<b>3 (1992-94)</b>
North Carolina	3 (1957-59)
North Carolina	3 (1982-84)
North Carolina	3 (1986-88)
North Carolina	3 (1993-95)
North Carolina	3 (2007-09)
Villanova	3 (2016-18)

All charts through Nov. 11, 2024



**2023-24 Season**

- » Transferred to Duke after four years at Stanford
- » Earned his economics degree from Stanford and is pursuing his Master of Management Studies graduate degree from Duke's Fuqua School of Business
- » Made his Duke debut against Dartmouth, playing two minutes and grabbing one rebound
- » Logged a season-high four minutes against Bucknell (11/17), reeling in one rebound
- » Played two minutes at Miami (2/21), scoring two points on two made free throws

**Before Duke**

- » Appeared in a total of 15 games for the Cardinal, including two starts
- » Shot 6-of-14 (.429) from the field at Stanford

**Personal**

- » His older brothers, Daniel and Joseph, both played basketball at Stanford

**LAST FIVE GAME STATS**

Date	Opponent	Start	FG	Pct.	3FG	Pct.	FT	Pct.	Reb	PF	Pts	Ast	TO	Blk	Stl	Min
3/31	vs. NC State	dnp (coach's decision)														
10/19	Lincoln (Pa.) [Exh.]		0-0	.000	0-0	.000	0-0	.000	1-0-1	0	0	0	0	1	0	3
10/27	Arizona State [Exh.]		0-0	.000	0-0	.000	0-0	.000	2-2-4	0	0	0	0	0	0	3
11/4	Maine	dnp (coach's decision)														
11/8	Army West Point		0-0	.000	0-0	.000	0-0	.000	0-1-1	1	0	1	0	0	0	3

**CAREER HIGHS**

**SEASON HIGHS**

3 at N.C. A&T (12/6/20)	Points	--
3 vs. Washington (2/26/23)	Rebounds	1 vs. Army West Point (11/8/24)
2 vs. Green Bay (12/16/22)	Assists	1 vs. Army West Point (11/8/24)
1 vs. Green Bay (12/16/22)	Steals	--
1 at Oregon State (3/2/23)	Blocks	--
1, 6x, last vs. Green Bay (12/16/22)	FG Made	--
1 at N.C. A&T (12/6/20)	3FG Made	--
2 at Oregon State (3/2/23)	FT Made	--
6 vs. Washington (2/26/23)	Minutes	3 vs. Army West Point (11/8/24)

**Career Statistics**

Season	GP-GS	Min	FG-FGA	Pct.	3PT-A	Pct.	FT-FTA	Pct.	Reb	Avg.	PF-DQ	Ast	TO	Blk	Stl	Pts	Avg
2020-21*	3-0	7	3-3	1.000	1-1	1.000	0-0	.000	1	0.3	0-0	0	0	0	0	7	2.3
2021-22*	4-0	11	1-2	.500	0-1	.000	0-0	.000	1	0.3	2-0	0	0	0	0	2	0.5
2022-23*	8-2	28	2-9	.222	0-4	.000	3-5	.600	9	1.1	4-0	2	1	1	1	7	0.9
2023-24	8-0	17	0-4	.000	0-3	.000	2-2	1.000	4	0.5	0-0	0	0	0	0	2	0.3
2024-25	1-0	3	0-0	.000	0-0	.000	0-0	.000	1	1.0	1-0	1	0	0	0	0	0.0
<b>Totals</b>	<b>24-2</b>	<b>65</b>	<b>6-18</b>	<b>.333</b>	<b>1-9</b>	<b>.111</b>	<b>5-7</b>	<b>.714</b>	<b>16</b>	<b>0.7</b>	<b>7-0</b>	<b>3</b>	<b>1</b>	<b>1</b>	<b>1</b>	<b>18</b>	<b>0.8</b>

\* at Stanford

**PRODUCTION**

	Season	Career
Double-figure points	--	--
Double-doubles	--	--
20-point games	--	--
Dunks	--	--
5+ rebounds	--	--
3+ assists	--	--
2+ steals	--	--
Three-point plays	--	--

**2023-24**

- » Did not see game action

**2022-23**

- » Made season debut against USC Upstate (11/11), grabbing a defensive rebound in two minutes of action

**Career**

- » Played for the Portuguese U20 National Team during the FIBA European Group A Challenger in the summer of 2021, averaging 7.6 points, 6.2 rebounds, 1.2 assists and 1.0 steals
- » Member of the Besiktas J.K. U18 team for two seasons
- » As a freshman, led his high school varsity team to its first CEESA (Central-Eastern European Schools Association) Division A Championship

**Personal**

- » Also played tennis in high school
- » Joined the Duke men's basketball team as a walk-on in September 2021
- » His grandfather, Stanley Borden, played basketball at Mississippi State
- » Holds dual citizenship in Portugal and played for the Portuguese U20 National Team

**LAST FIVE GAME STATS**

Date	Opponent	Start	FG	Pct.	3FG	Pct.	FT	Pct.	Reb	PF	Pts	Ast	TO	Blk	Stl	Min
3/31	vs. NC State	dnp (coach's decision)														
10/19	Lincoln (Pa.) [Exh.]		1-1	1.000	0-0	.000	0-0	.000	0-2-2	0	2	0	0	0	0	2
10/27	Arizona State [Exh.]	dnp (coach's decision)														
11/4	Maine	dnp (coach's decision)														
11/8	Army West Point	dnp (coach's decision)														

**CAREER HIGHS**

**SEASON HIGHS**

--	Points	--
1, 2x, last vs. USC Upstate (11/11/22)	Rebounds	--
--	Assists	--
--	Steals	--
--	FG Made	--
--	3FG Made	--
--	FT Made	--
2, vs. USC Upstate (11/11/22)	Minutes	--

**Career Statistics**

Season	GP-GS	Min	FG-FGA	Pct.	3PT-A	Pct.	FT-FTA	Pct.	Reb	Avg.	PF-DQ	Ast	TO	Blk	Stl	Pts	Avg
2021-22	1-0	1	0-0	.000	0-0	.000	0-0	.000	1	1.0	0-0	0	0	0	0	0	0.0
2022-23	1-0	2	0-0	.000	0-0	.000	0-0	.000	1	1.0	0-0	0	0	0	0	0	0.0
2023-24	did not see game action																
2024-25	--																
<b>Totals</b>	<b>2-0</b>	<b>3</b>	<b>0-0</b>	<b>.000</b>	<b>0-0</b>	<b>.000</b>	<b>0-0</b>	<b>.000</b>	<b>2</b>	<b>1.0</b>	<b>0-0</b>	<b>0</b>	<b>0</b>	<b>0</b>	<b>0</b>	<b>0</b>	<b>0.0</b>

**PRODUCTION**

	Season	Career
Double-figure points	--	--
Double-doubles	--	--
20-point games	--	--
5+ rebounds	--	--
2+ blocks	--	--
2+ steals	--	--
Dunks	--	--
Three-point plays	--	--

**2023-24 (Sophomore at Syracuse)**

- » All-ACC Defensive Team
- » Scored 10 points and grabbed six boards to go along with a team-high four steals in the season opener versus New Hampshire (11/6)
- » Reeled in 19 points and added eight rebounds, matching his career-best, in a home win versus Cornell (12/5)
- » Contributed 13 points and had four steals against Oregon (12/17)
- » Logged a double-double with 15 points and 10 rebounds versus Niagara (12/21)
- » Had his second consecutive game with 15 points, adding eight rebounds and two steals in a victory against Pitt (12/30)
- » Scored a career-high 26 points, including five slam dunks, and grabbed seven boards at Duke (1/2)
- » Poured in 19 points and added eight rebounds with four blocks, steals and assists in a win versus Boston College (1/10)
- » Second double-double of the season with 11 rebounds and 10 points against Miami (1/20)
- » Shot 7-of-12 from the field, scoring 15 against Boston College (1/30)
- » Contributed 14 points, six rebounds, two steals and two assists in a win against North Carolina (2/13)
- » Shot six-of-seven from the field for 12 points, to go along with eight boards and two steals versus Virginia Tech (2/27)
- » Played the full 40 minutes while logging 10 points and 10 rebounds with three steals at Louisville (3/2)
- » Added another double-double, with 12 points and 11 rebounds, at Clemson (3/5)
- » In the ACC Tournament, tallied a double-double with 11 points and 12 boards and added three assists, two blocks and two steals against NC State (3/13)

LAST FIVE GAME STATS																
Date	Opponent	Start	FG	Pct.	3FG	Pct.	FT	Pct.	Reb	PF	Pts	Ast	TO	Blk	Stl	Min
3/13	vs. NC State	*	5-6	.833	1-2	.500	0-0	.000	4-8-12	4	11	3	4	2	2	39
10/19	Lincoln (Pa.) [Exh.]	*	3-3	1.000	0-0	.000	1-2	.500	1-3-4	3	7	3	1	0	3r	19
10/27	Arizona State [Exh.]		0-1	.000	0-1	.000	0-0	.000	3-2-5	0	0	4	2	0	2	17
11/4	Maine		1-2	.500	0-1	.000	0-0	.000	4-3-7	1	2	4	2	0	1	22
11/8	Army West Point		1-2	.500	0-0	.000	0-2	.000	3-4-7	2	2	1	1	2	1	18

CAREER HIGHS	SEASON HIGHS
26 at Duke (1/2/24)	Points 2, 2x, last vs. Army West Point (11/8/24)
12, 4x, last at NC State (3/13/24)	Rebounds 7, 2x, last vs. Army West Point (11/8/24)
6 at NC State (2/20/24)	Assists 4 vs. Maine (11/4/24)
5, 2x, last at Georgia Tech (2/17/24)	Steals 1, 2x, last vs. Army West Point (11/8/24)
6 vs. Louisville (2/7/24)	Blocks 2 vs. Army West Point (11/8/24)
11 at Duke (1/2/24)	FG Made 1, 2x, last vs. Army West Point (11/8/24)
2 vs. North Carolina (2/3/24)	3FG Made --
7 vs. Boston College (1/10/24)	FT Made --
40, 3x, last at Clemson (3/5/24)	Minutes 22 vs. Maine (11/4/24)

**Career**

- » Started 25 total games at Syracuse during his first two seasons of college action
- » Has played in a total of 61 games
- » Finished with 24 games with at least two steals as a sophomore
- » Improved in virtually all statistical categories from his freshman to sophomore year, including nearly doubling his scoring, blocks and rebounds outputs while also almost tripling his steals

**High School**

- » Four-time state champion at Blue Ridge High School in the Virginia Independent Schools Athletic Association (VISAA)
- » Named the VISAA Division II Player of the Year as a senior, averaging 15.4 points and 11.1 rebounds per contest
- » Also played two years of football and two years of track at Blue Ridge

**Career Statistics**

Season	GP-GS	Min	FG-FGA	Pct.	3PT-A	Pct.	FT-FTA	Pct.	Reb	Avg.	PF-DQ	Ast	TO	Blk	Stl	Pts	Avg
2022-23*	29-7	585	74-106	.698	0-0	.000	17-30	.567	133	4.6	29-0	25	23	15	26	165	5.7
2023-24*	32-18	948	127-182	.698	7-19	.368	44-61	.721	230	7.2	97-2	59	41	29	71	305	9.5
2024-25	2-0	40	2-4	.500	0-1	.000	0-2	.000	14	7.0	3-0	5	3	2	2	4	2.0
<b>Total</b>	<b>63-25</b>	<b>1573</b>	<b>203-292</b>	<b>.695</b>	<b>7-20</b>	<b>.350</b>	<b>61-93</b>	<b>.656</b>	<b>377</b>	<b>6.0</b>	<b>129-2</b>	<b>89</b>	<b>67</b>	<b>46</b>	<b>99</b>	<b>474</b>	<b>7.5</b>

\* at Syracuse

PRODUCTION	Season	Career
Double-figure points	--	25
Double-doubles	--	6
20-point games	--	1
3+ 3-point field goals	--	--
5+ rebounds	2	43
3+ assists	1	10
2+ steals	--	30
2+ blocks	1	7
Dunks	2	2

**2024-25**

- » Scored first career points in Duke's win over Army West Point, connecting on a three-pointer and tallying a three-point-play en route to six total points in nine minutes of action

**High School**

- » Five-star by both 247Sports and ESPN out of North Mecklenburg High School (Huntersville, N.C.)
- » Ranked the No. 1 player in North Carolina by ESPN
- » Had his jersey number 0 retired by North Mecklenburg High School
- » Selected as a 2023-24 McDonald's All-American
- » Announced as 2023-24 Gatorade North Carolina Player of the Year, North Carolina Mr. Basketball and MaxPreps N.C. Player of the Year, averaging 27.5 points, 6.3 rebounds, 3.0 assists, 2.4 steals and 1.3 blocks per game
- » Led North Mecklenburg to a 30-3 record and the Class 4A state championship as a senior in 2023-24
- » Averaged 31.3 points per game in the 2024 state playoffs, amassing 188 points in six contests
- » Collected 23 points and eight rebounds in a 57-47 victory over previously unbeaten New Hanover in the state championship game
- » Named North Carolina Mr. Basketball and 2022-23 MaxPreps N.C. Player of the Year after averaging 26.0 points, 6.4 rebounds and 3.5 assists as a junior
- » Scored 62 points in the fourth round of the 2023 state playoffs, passing Chris Paul's 61-point performance as the sixth-best scoring output in a single game in NCHSAA lore, and averaged 43.8 points per game in the state playoffs in 2023, before falling in the semifinal to the eventual state champions
- » Won the 1-on-1 competition at the 2024 Iverson Classic and was selected as the all-star game's MVP
- » Member of the 2024 USA Men's Nike Hoop Summit team that defeated the World Select squad 98-75, recording six points (3-4 FG) and a rebound in five minutes

LAST FIVE GAME STATS																
Date	Opponent	Start	FG	Pct.	3FG	Pct.	FT	Pct.	Reb	PF	Pts	Ast	TO	Blk	Stl	Min
10/19	Lincoln (Pa.) [Exh.]		3-5	.600	2-4	.500	1-2	.055	0-3-3	1	9	2	0	0	1	10
10/27	Arizona State [Exh.]		2-6	.333	1-3	.333	0-0	.000	0-1-1	1	5	2	0	0	1	12
11/4	Maine		0-1	.000	0-1	.000	0-0	.000	0-2-2	2	0	1	0	0	0	7
11/8	Army West Point		2-4	.500	1-3	.333	1-1	1.000	0-2-2	1	6	0	1	0	0	9
--																

CAREER HIGHS	SEASON HIGHS
6 vs. Army West Point (11/8/24)	Points 6 vs. Army West Point (11/8/24)
2, 2x, last vs. Army West Point (11/8/24)	Rebounds 2, 2x, last vs. Army West Point (11/8/24)
1 vs. Maine (11/4/24)	Assists 1 vs. Maine (11/4/24)
--	Steals --
--	Blocks --
2 vs. Army West Point (11/8/24)	FG Made 2 vs. Army West Point (11/8/24)
1 vs. Army West Point (11/8/24)	3FG Made 1 vs. Army West Point (11/8/24)
1 vs. Army West Point (11/8/24)	FT Made 1 vs. Army West Point (11/8/24)
9 vs. Army West Point (11/8/24)	Minutes 9 vs. Army West Point (11/8/24)

**Career Statistics**

Season	GP-GS	Min	FG-FGA	Pct.	3PT-A	Pct.	FT-FTA	Pct.	Reb	Avg.	PF-DQ	Ast	TO	Blk	Stl	Pts	Avg
2024-25	2-0	16	2-5	.400	1-4	.250	1-1	1.000	4	2.0	3-0	1	1	0	0	6	3.0
<b>Totals</b>	<b>2-0</b>	<b>16</b>	<b>2-5</b>	<b>.400</b>	<b>1-4</b>	<b>.250</b>	<b>1-1</b>	<b>1.000</b>	<b>4</b>	<b>2.0</b>	<b>3-0</b>	<b>1</b>	<b>1</b>	<b>0</b>	<b>0</b>	<b>6</b>	<b>3.0</b>

PRODUCTION	Season	Career
Double-figure points	--	--
Double-doubles	--	--
20-point games	--	--
3+ 3-point field goals	--	--
5+ rebounds	--	--
3+ assists	--	--
2+ steals	--	--
2+ blocks	--	--
Three-point-plays	1	1

#2 • COOPER FLAGG

G/F • 6-9 • 205 • Fr. • Newport, Maine • Montverde Academy [Fla.]

2024-25

- » Preseason All-America First Team (Associated Press), Newcomer of the Year and Preseason Second Team All-American (Blue Ribbon College Basketball Yearbook), Preseason Second Team All-America (College Hoops Today - Jon Rothstein)
- » Julius Erving Small Forward of the Year Top 20 Preseason Watch List
- » First Duke player to record at least 10 points, five rebounds, five assists and three steals in their freshman debut
- » Logged a double-double in the first half of Duke's win versus Army West Point, finishing with 13 points and 11 rebounds in just 25 minutes of play

High School

- » Five-star prospect out of Montverde Academy (Florida) and rated as the top player in the 2024 class by both 247Sports and ESPN - originally a member of the 2025 class before reclassifying
- » Second Duke signee all-time with a 1.0000 rating from 247Sports, joining RJ Barrett
- » Named the Gatorade National Player of the Year, Naismith Player of the Year and McDonald's All-American as a senior in 2023-24, averaging 16.5 points, 7.5 rebounds, 3.8 assists and 2.7 blocks per game to lead Montverde to a 33-0 record and a national championship title (Chipotle High School Nationals)
- » Transferred to Montverde Academy in 2022
- » Became the first freshman to be named the Maine Gatorade Player of the Year, averaging 20.5 points, 10.0 rebounds, 6.2 assists, 3.7 steals and 3.7 blocks per game
- » Led Nokomis Regional High School to a Class A state championship, scoring 22 points and securing 16 rebounds in a 43-27 win against Falmouth High School in the state title contest
- » Made his presence known at the Nike EYBL Peach Jam event, averaging 25.5 points, 13.0 rebounds, 6.9 blocks, 5.7 assists and 1.4 steals per game - including a 38-point, 16-rebound, 12-block game, followed up by another triple-double in an elimination game
- » Competed on the 2024 USA Men's Junior National Select Team and the 2022 USA Men's U17 National Team
- » Member of the 2024 USA Men's Nike Hoop Summit team that defeated the World Select squad 98-75, posting a team-best 19 points (8-11 FG, 1-2 3FG, 2-2 FT), team-high 11 rebounds, two assists and a steal in 25 minutes
- » Member of the 2022 Men's U17 National Team, which won gold at the 2022 FIBA U17 Basketball World Cup, averaging 9.3 ppg and a team-leading 10.0 rpg and 2.9 bpg, including 10 points, 17 rebounds, eight steals and four blocks in the final game to help lead the USA to gold
- » Named MVP of the 2022 FIBA U17 Men's World Cup
- » Only teenager and lone collegiate player (first collegian since 2013) among 15 athletes named to the 2024 USA Basketball Men's Select Team selected to train with the USA Basketball Men's National Team as they prepared for the Paris Olympic Games
- » Named 2022 USA Basketball's Male Athlete of the Year, becoming the youngest to win the award since its inception in 1980

LAST FIVE GAME STATS

Date	Opponent	Start	FG	Pct.	3FG	Pct.	FT	Pct.	Reb	PF	Pts	Ast	TO	Blk	Stl	Min
10/19	Lincoln (Pa.) [Exh.]	*	8-16	.500	2-5	.400	4-7	.571	0-2-2	2	22	6	1	4	0	24
10/27	Arizona State [Exh.]	*	3-9	.333	0-2	.000	3-5	.600	0-4-4	1	9	3	0	0	0	21
11/4	Maine	*	6-15	.400	0-4	.000	6-6	1.000	1-6-7	2	18	5	2	0	3	30
11/8	Army West Point	*	5-10	.500	2-4	.500	1-3	.333	2-9-11	2	13	3	2	3	2	25

CAREER HIGHS

18 vs. Maine (11/4/24)	Points	18 vs. Maine (11/4/24)
11 vs. Army West Point (11/8/24)	Rebounds	11 vs. Army West Point (11/8/24)
5 vs. Maine (11/4/24)	Assists	5 vs. Maine (11/4/24)
3 vs. Maine (11/4/24)	Steals	3 vs. Maine (11/4/24)
3 vs. Army West Point (11/8/24)	Blocks	3 vs. Army West Point (11/8/24)
6 vs. Maine (11/4/24)	FG Made	6 vs. Maine (11/4/24)
2 vs. Army West Point (11/8/24)	3FG Made	2 vs. Army West Point (11/8/24)
6 vs. Maine (11/4/24)	FT Made	6 vs. Maine (11/4/24)
30 vs. Maine (11/4/24)	Minutes	30 vs. Maine (11/4/24)

SEASON HIGHS

	Season	Career
Double-figure points	2	2
Double-doubles	1	1
20-point games	--	--
3+ 3-point field goals	--	--
5+ rebounds	2	2
3+ assists	2	2
2+ steals	2	2
2+ blocks	2	2
Dunks	3	3
Three-point-plays	1	1

Career Statistics

Season	GP-GS	Min	FG-FGA	Pct.	3PT-A	Pct.	FT-FTA	Pct.	Reb	Avg.	PF-DQ	Ast	TO	Blk	Stl	Pts	Avg
2024-25	2-2	54	11-25	.440	2-8	.250	7-9	.778	18	9.0	4-0	8	4	3	5	31	15.5
<b>Totals</b>	<b>2-2</b>	<b>54</b>	<b>11-25</b>	<b>.440</b>	<b>2-8</b>	<b>.250</b>	<b>7-9</b>	<b>.778</b>	<b>18</b>	<b>9.0</b>	<b>4-0</b>	<b>8</b>	<b>4</b>	<b>3</b>	<b>5</b>	<b>31</b>	<b>15.5</b>

#1 • CALEB FOSTER

G • 6-5 • 202 • So. • Harrisburg, N.C. • Notre Dame [Calif.]

2024-25

- » Named to Jerry West Shooting Guard of the Year Top 20 Preseason Watch List
- » Has tallied double-digit scoring performances in each of Duke's first two wins, scoring 11 points against both Maine and Army West Point

2023-24

- » Missed the end of the season due to injury
- » Burst onto the scene with an 18-point performance versus Michigan State in the Champions Classic (11/14), connecting on four three-pointers
- » 17th Duke freshman all-time to shoot .800 or better from three with at least five attempts and first since AJ Griffin during the 2021-22 season
- » Career-high seven assists at Pittsburgh (1/7) while also scoring eight points and two rebounds
- » Led the team in rebounds, assists and steals versus Pittsburgh (1/20), including career-highs for boards (6) and steals (3)
- » Team-high 13 points versus Notre Dame (2/7), including a perfect 4-for-4 from the charity stripe
- » Matched his career high with six rebounds versus Boston College (2/10)
- » Started at Florida State (2/17), playing 35 minutes and scoring four points while dishing three assists with just one turnover
- » Second straight start in Duke's win at Miami (2/21), scoring 11 points, including 3-of-5 from deep, in 28 minutes

High School

- » Rated by 247Sports with five stars as the No. 22 player nationally, the No. 4 combo guard and the No. 3 player from the state of California
- » Rated by ESPN with five stars as the No. 24 player nationally, the No. 7 point guard and the No. 4 player from the state of California
- » Transferred from Oak Hill Academy in Virginia to Notre Dame High School in California for his senior season
- » Named MaxPreps California Player of the Year following his senior season after averaging 21.4 points, 6.8 rebounds and 3.9 assists per game
- » Averaged 28.3 points, 5.7 rebounds and 4.7 assists a game in the final EYBL session in Kansas City in the summer of 2022
- » Was a force at the 2022 Nike Peach Jam, averaging 25.2 points, shooting .444 from the three-point line with 4.7 assists a game

Personal

- » Son of Nickey and Yvonne Foster
- » Has a brother, Jordan Marsh, and three sisters - Ivy, Candace and Jasmine

LAST FIVE GAME STATS

Date	Opponent	Start	FG	Pct.	3FG	Pct.	FT	Pct.	Reb	PF	Pts	Ast	TO	Blk	Stl	Min
3/31	vs. NC State	dnp (injury)														
10/19	Lincoln (Pa.) [Exh.]	*	3-8	.375	1-4	.250	1-2	.500	1-0-1	2	8	1	0	0	1	22
10/27	Arizona State [Exh.]	*	6-10	.600	3-5	.600	2-2	1.000	0-1-1	1	17	3	0	0	2	23
11/4	Maine	*	5-9	.556	1-3	.333	0-2	.000	1-1-2	2	11	3	2	0	0	22
11/8	Army West Point	*	5-10	.500	1-3	.333	0-0	.000	1-0-1	0	11	3	1	0	0	25

CAREER HIGHS

18 vs. Michigan State (11/14/23)	Points	11, 2x, last vs. Army West Point (11/8/24)
6, 2x, last vs. Boston College (2/10/24)	Rebounds	2 vs. Maine (11/4/24)
7 at Pittsburgh (1/9/24)	Assists	3, 2x, last vs. Army West Point (11/8/24)
3 vs. Pittsburgh (1/20/24)	Steals	--
1, 2x, last at Georgia Tech (12/2/23)	Blocks	--
7 vs. Michigan State (11/14/23)	FG Made	5, 2x, last vs. Army West Point (11/8/24)
4 vs. Michigan State (11/14/23)	3FG Made	1, 2x, last vs. Army West Point (11/8/24)
5 vs. Pittsburgh (1/20/24)	FT Made	--
36 at Georgia Tech (12/2/23)	Minutes	25 vs. Army West Point (11/8/24)

SEASON HIGHS

	Season	Career
Double-figure points	2	10
Double-doubles	--	--
20-point games	--	--
3+ 3-point field goals	--	3
5+ rebounds	--	3
3+ assists	2	9
2+ steals	--	3
Dunks	--	2
Three-point plays	--	1

Career Statistics

Season	GP-GS	Min	FG-FGA	Pct.	3PT-A	Pct.	FT-FTA	Pct.	Reb	Avg.	PF-DQ	Ast	TO	Blk	Stl	Pts	Avg
2023-24	27-15	685	73-167	.437	28-69	.406	33-48	.688	65	2.4	53-1	58	29	2	16	207	7.7
2024-25	2-2	47	10-19	.526	2-6	.333	0-2	.000	3	1.5	2-0	6	3	0	0	22	11.0
<b>Totals</b>	<b>29-17</b>	<b>732</b>	<b>83-186</b>	<b>.446</b>	<b>30-75</b>	<b>.400</b>	<b>33-50</b>	<b>.660</b>	<b>68</b>	<b>2.3</b>	<b>55-1</b>	<b>64</b>	<b>32</b>	<b>2</b>	<b>16</b>	<b>229</b>	<b>7.9</b>

**2023-24 (Senior at Purdue)**

- » Named the Big Ten's Sixth Man of the Year after averaging 6.5 points, 3.9 rebounds and 1.7 assists per game
- » Made 46.8 percent (58-of-124) from long distance, ranking sixth nationally in 3-point percentage among players that made at least 50, 3-pointers
- » Hauled down 47 offensive rebounds on the season and owned a 2.06 assist-to-turnover ratio (66/32)
- » Scored at least 10 points seven times, including a season-high 16 points at Nebraska (1/9). Also added 14 points in big home wins vs. Northwestern (1/31) and Minnesota (2/15)
- » Had at least five rebounds in 15 games, including eight caroms in the Elite Eight win over Tennessee (3/31)

**Purdue Career**

- » Finished career making 40.7 percent (150-of-369) from 3-point range, good for seventh on Purdue's career chart
- » Ended his Purdue tenure with 827 points, 548 rebounds and 179 assists (6.3 PPG, 4.2 RPG, 1.4 APG) in 132 games with 63 career starts
- » During his career, Purdue went 44-5 when he made at least two 3-pointers and 24-4 when he scored 10 or more points, with two of the losses coming in the NCAA Tournament

**High School**

- » A four-star recruit, was ranked No. 122 in the 247Sports rankings and No. 132 by Rivals
- » Verbally committed to Purdue on June 24, 2018
- » Averaged 21.6 points, 12.2 rebounds and 2.3 assists per game as a junior, helping New Castle to a Class 3A Regional title. Shot 59.5 percent from the floor and made over 45.0 percent of his 71 3-point attempts
- » Missed his senior season with a knee injury suffered during the summer following his junior campaign
- » Was an Indiana Junior All-Star following his junior season

**LAST FIVE GAME STATS**

Date	Opponent	Start	FG	Pct.	3FG	Pct.	FT	Pct.	Reb	PF	Pts	Ast	TO	Blk	Stl	Min
4/8	vs. [1] UConn		0-2	.000	0-1	.000	0-0	.000	2-2-4	1	0	0	0	0	0	24
10/19	Lincoln (Pa.) [Exh.]		0-3	.000	0-3	.000	2-2	1.000	1-2-3	0	2	0	0	0	1	19
10/27	Arizona State [Exh.]		4-6	.667	2-3	.667	0-0	.000	1-4-5	1	10	4	0	0	0	22
11/4	Maine		4-6	.667	2-4	.500	0-0	.000	0-3-3	2	10	0	1	0	3	20
11/8	Army West Point		2-4	.500	2-4	.500	2-2	1.000	0-2-2	0	8	1	1	0	1	18

**CAREER HIGHS**

29 vs. Penn State (2/1/23)	<b>Points</b>	10 vs. Maine (11/4/24)
11 vs. Ohio State (1/30/22)	<b>Rebounds</b>	3 vs. Maine (11/4/24)
5 vs. Michigan State (3/15/24)	<b>Assists</b>	1 vs. Army West Point (11/8/24)
3 vs. Milwaukee (11/8/22)	<b>Steals</b>	3 vs. Maine (11/4/24)
2, 2x, last vs. Maryland (2/13/22)	<b>Blocks</b>	--
10 vs. Penn State (2/1/23)	<b>FG Made</b>	4 vs. Maine (11/4/24)
9 vs. Penn State (2/1/23)	<b>3FG Made</b>	2, 2x, last vs. Army West Point (11/8/24)
8, 2x, last vs. Northwestern (1/31/24)	<b>FT Made</b>	2 vs. Army West Point (11/8/24)
43 at Illinois (1/17/22)	<b>Minutes</b>	20 vs. Maine (11/4/24)

**SEASON HIGHS**

**Career Statistics**

Season	GP-GS	Min	FG-FGA	Pct.	3PT-A	Pct.	FT-FTA	Pct.	Reb	Avg.	PF-DQ	Ast	TO	Blk	Stl	Pts	Avg
2019-20*	28-23	622	46-99	.465	19-54	.352	35-43	.814	114	4.1	64-2	37	31	2	12	146	5.2
2020-21*	33-25	777	70-141	.496	36-87	.414	34-40	.850	159	4.8	62-1	35	26	7	12	210	6.4
2022-23*	32-15	655	71-155	.458	37-104	.356	39-49	.796	122	3.8	53-0	41	31	3	15	218	6.8
2023-24*	39-0	823	79-165	.479	58-124	.468	37-43	.860	153	3.9	56-0	66	32	1	9	253	6.5
2024-25	2-0	38	6-10	.600	4-8	.500	2-2	1.000	5	2.5	2-0	1	2	0	4	18	9.0
<b>Totals</b>	<b>134-63</b>	<b>2916</b>	<b>272-570</b>	<b>.477</b>	<b>154-377</b>	<b>.408</b>	<b>147-177</b>	<b>.831</b>	<b>553</b>	<b>4.1</b>	<b>237-3</b>	<b>180</b>	<b>122</b>	<b>13</b>	<b>52</b>	<b>845</b>	<b>6.3</b>

at Purdue\*

**PRODUCTION**

	Season	Career
Double-figure points	1	29
Double-doubles	--	--
20-point games	--	1
3+ 3-point field goals	--	12
5+ rebounds	--	55
3+ assists	--	25
2+ steals	1	12
2+ blocks	--	2

**High School**

- » Four-star prospect according to both 247Sports and ESPN, out of St. Paul VI Catholic High School (Fairfax, Va.)
- » Ranked No. 45 by ESPN and No. 56 by 247Sports
- » Named the 2023-24 Gatorade Virginia Player of the Year after averaging 17.2 points, 4.5 rebounds, 3.1 assists and 1.9 steals per game
- » Led team to 33-2 record and both conference (WCAC) and state (VISAA) championships as a senior
- » Registered 24 points and four rebounds in the VISAA state championship game
- » Scored 36 points, including 19 in the third quarter, during a 101-89 victory over IMG Academy in the 2024 Chipotle Nationals, eventually advancing to the national title game
- » Helped lead Team Takeover to eight wins at the EYBL Peach Jam, averaging 14.3 points, 3.4 rebounds and 2.5 assists per game
- » Scored 28 points on 10-of-15 shooting, including 5-of-7 from beyond the arc, in the EYBL Championship, earning MVP and All-EYBL First Team honors

**LAST FIVE GAME STATS**

Date	Opponent	Start	FG	Pct.	3FG	Pct.	FT	Pct.	Reb	PF	Pts	Ast	TO	Blk	Stl	Min
10/19	Lincoln (Pa.) [Exh.]		3-5	.600	2-3	.667	0-0	.000	1-1-2	1	8	2	0	0	0	13
10/27	Arizona State [Exh.]		3-7	.429	2-5	.400	2-2	1.000	0-2-2	0	10	0	1	0	3	14
11/4	Maine		1-1	1.000	1-1	1.000	3-5	.600	0-0-0	0	6	0	0	0	0	3
11/8	Army West Point		2-2	1.000	1-1	1.000	0-0	.000	0-0-0	0	5	0	0	0	1	7
--	--		--	--	--	--	--	--	--	--	--	--	--	--	--	--

**CAREER HIGHS**

6 vs. Maine (11/4/24)	<b>Points</b>	6 vs. Maine (11/4/24)
--	<b>Rebounds</b>	--
--	<b>Assists</b>	--
1 vs. Army West Point (11/8/24)	<b>Steals</b>	1 vs. Army West Point (11/8/24)
--	<b>Blocks</b>	--
2 vs. Army West Point (11/8/24)	<b>FG Made</b>	2 vs. Army West Point (11/8/24)
1, 2x, last vs. Army West Point (11/8/24)	<b>3FG Made</b>	1, 2x, last vs. Army West Point (11/8/24)
3 vs. Maine (11/4/24)	<b>FT Made</b>	3 vs. Maine (11/4/24)
7 vs. Army West Point (11/8/24)	<b>Minutes</b>	7 vs. Army West Point (11/8/24)

**SEASON HIGHS**

**Career Statistics**

Season	GP-GS	Min	FG-FGA	Pct.	3PT-A	Pct.	FT-FTA	Pct.	Reb	Avg.	PF-DQ	Ast	TO	Blk	Stl	Pts	Avg
2024-25	2-0	10	3-3	1.000	2-2	1.000	3-5	.600	0	0.0	0-0	0	0	0	1	11	5.5
<b>Totals</b>	<b>2-0</b>	<b>10</b>	<b>3-3</b>	<b>1.000</b>	<b>2-2</b>	<b>1.000</b>	<b>3-5</b>	<b>.600</b>	<b>0</b>	<b>0.0</b>	<b>0-0</b>	<b>0</b>	<b>0</b>	<b>0</b>	<b>1</b>	<b>11</b>	<b>5.5</b>

**PRODUCTION**

	Season	Career
Double-figure points	--	--
Double-doubles	--	--
20-point games	--	--
3+ 3-point field goals	--	--
5+ rebounds	--	--
3+ assists	--	--
2+ steals	--	--
2+ blocks	--	--



#55 • SPENCER HUBBARD

G • 5-8 • 157 • Gr. • Los Angeles, Calif. • Harvard Westlake

2024-25

- » Drilled a three-pointer in Duke's win over Army West Point (11/8), reaching 10 career points as a Blue Devil with the bucket from distance

2023-24

- » Was awarded a scholarship ahead of the season after playing for the Blue Devils as a walk-on for the previous two seasons
- » Scored first career bucket against Dartmouth (11/6) while adding first career assist
- » Played a season-high four minutes against Bucknell (11/17), grabbing a defensive rebound
- » Made his first ACC regular-season appearance during Duke's win at Miami (2/21), playing two minutes
- » Drilled his first career 3-pointer versus Louisville (2/28), giving the senior his first points against an ACC foe
- » First NCAA Tournament action came versus Vermont (3/22), grabbing a rebound in the closing minutes of play
- » Scored first NCAA Tournament points against JMU (3/24), going 1-of-2 from the charity stripe

Personal

- » His mother, Beth, attended Duke University
- » His uncle, Joe Hubbard, has spent time on the football staffs at USC, UNLV and the Los Angeles Rams
- » Was a member of Duke's practice squad his freshman year before earning a walk-on spot as a sophomore

LAST FIVE GAME STATS

Date	Opponent	Start	FG	Pct.	3FG	Pct.	FT	Pct.	Reb	PF	Pts	Ast	TO	Blk	Stl	Min
3/31	vs. NC State		dnp													
10/19	Lincoln (Pa.) [Exh.]		1-2	.500	0-1	.000	0-1	.000	0-0-0	1	2	1	0	0	1	3
10/27	Arizona State [Exh.]		1-1	1.000	0-0	.000	0-0	.000	0-0-0	1	2	1	0	0	0	3
11/4	Maine		dnp													
11/8	Army West Point		1-1	1.000	1-1	1.000	0-0	.000	0-0-0	0	3	1	0	0	0	3

CAREER HIGHS

3, 2x, last vs. Army West Point (11/8/24)	<b>Points</b>	3 vs. Army West Point (11/8/24)
1, 4x, last vs. Vermont (3/22/24)	<b>Rebounds</b>	--
1, 3x, last vs. Army West Point (1/8/24)	<b>Assists</b>	1 vs. Army West Point (11/8/24)
1 vs. USC Upstate (11/11/22)	<b>Steals</b>	--
1, 3x, last vs. Army West Point (11/8/24)	<b>FG Made</b>	1 vs. Army West Point (11/8/24)
1, 2x, last vs. Army West Point (11/8/24)	<b>3FG Made</b>	1 vs. Army West Point (11/8/24)
1, 2x, last vs. JMU (3/24/24)	<b>FT Made</b>	--
5 vs. USC Upstate (11/11/22)	<b>Minutes</b>	3 vs. Army West Point (11/8/24)

SEASON HIGHS

PRODUCTION

	Season	Career
Double-figure points	--	--
Double-doubles	--	--
20-point games	--	--
3+ 3-point field goals	--	--
5+ rebounds	--	--
3+ assists	--	--
2+ steals	--	--
2+ blocks	--	--
Dunks	--	--
Three-point plays	--	--

Career Statistics

Season	GP-GS	Min	FG-FGA	Pct.	3PT-A	Pct.	FT-FTA	Pct.	Reb	Avg.	PF-DQ	Ast	TO	Blk	Stl	Pts	Avg
2021-22	3-0	6	0-0	.000	0-0	.000	1-2	.500	1	0.3	1-0	0	0	0	0	1	0.3
2022-23	3-0	9	0-2	.000	0-1	.000	0-0	.000	1	0.3	2-0	0	2	0	1	0	0.0
2023-24	10-0	23	2-6	.333	1-4	.250	1-2	.500	3	0.3	8-0	2	1	0	0	6	0.6
2024-25	1-0	3	1-1	1.000	1-1	1.000	0-0	.000	0	0.0	0-0	1	0	0	0	3	3.0
<b>Totals</b>	<b>17-0</b>	<b>39</b>	<b>3-9</b>	<b>.333</b>	<b>2-6</b>	<b>.333</b>	<b>2-4</b>	<b>.500</b>	<b>5</b>	<b>0.3</b>	<b>11-0</b>	<b>3</b>	<b>3</b>	<b>0</b>	<b>1</b>	<b>10</b>	<b>0.6</b>

#14 • SION JAMES SEE-on

G • 6-6 • 220 • Gr. • Sugar Hill, Ga. • Lanier • Tulane

2024-25

- » Turned in double-digit scoring performances off the bench in both games so far as a Blue Devil
- » Finished a game-high +44 in Duke's win over Army West Point (11/8/24)

2023-24 (Senior at Tulane)

- » Improved his scoring and rebounding totals each season with the Green Wave, averaging 14.0 points, 5.4 rebounds, 2.7 assists and 1.6 steals per game in 2023-24, while swatting 23 shots and shooting 51.4% from the field and 38.1% from 3-point range
- » Scored 20 points six times during the 2023-24 season, including a 28-point double-double versus North Texas in the second round of the AAC Tournament

Career

- » The first player to win the AAC Sportsmanship Award twice (2023, 24)
- » Two-time chair of the AAC Student-Athlete Advisory Committee
- » Recipient of the Freeman School of Business Dean's Service Award and the Newcomb-Tulane College Student-Athlete Award, having completed nearly 350 hours of community service
- » Played four seasons (2020-24) at Tulane, competing in 114 career games, including 107 as a starter, averaging more than 34 minutes per contest
- » Amassed career totals of 1,084 points (9.5 ppg), 520 rebounds (4.6 rpg), 337 assists (3.0 apg) and 187 steals (1.6 spg)

High School

- » Rated a three-star prospect by Rivals.com
- » Lettered three years at Lanier High School under head coach Branden Mayweather
- » Two-time Region 8A Player of the Year selection as a junior and senior
- » Named the 2020 6A Co-Player of the Year by the Georgia Athletic Coaches Association and to the all-state team
- » 2020 Atlanta Tipoff Club Second Team All-Metro selection
- » 2020 In The Layne All-Star Classic Team pick
- » Guided Lanier to the state championship game as the No. 1 seed in the state tournament as a senior in 2020 following an undefeated regular season in Region 6A and its first 6A tournament championship
- » Scored 26 points and recorded 8 rebounds and 5 assists in the regional title game
- » Earned 6A North Atlanta Boys' All-State First Team honors and all-county first team recognition as a junior in 2019 after averaging 14.6 points, 6.1 rebounds and 5.3 assists per game
- » Led the Longhorns to the Region 8 6A title
- » Paced Lanier to its first 20-win season and first state playoff win in program history as a sophomore in 2018
- » Averaged 8.9 points, 4.3 rebounds and 4.2 assists as a sophomore
- » Missed his freshman year and 2016 AAU season after tearing his ACL as a member of the football team before committing to basketball full-time
- » In the classroom, posted a 4.0 GPA all four years and ranked in the top five percent of his graduating class

LAST FIVE GAME STATS

Date	Opponent	Start	FG	Pct.	3FG	Pct.	FT	Pct.	Reb	PF	Pts	Ast	TO	Blk	Stl	Min
3/14	vs. North Texas	*	11-15	.733	3-4	.750	3-5	.600	3-7-10	3	28	1	0	2	1	38
10/19	Lincoln (Pa.) [Exh.]	*	3-5	.600	1-2	.500	0-0	.000	1-5-6	4	7	3	1	0	2	18
10/27	Arizona State [Exh.]		5-7	.714	3-4	.750	0-0	.000	0-1-1	2	13	3	1	0	1	21
11/4	Maine		4-6	.667	1-2	.500	2-2	1.000	1-2-3	2	11	1	2	0	2	21
11/8	Army West Point		3-8	.375	1-4	.250	5-5	1.000	0-1-1	2	12	4	0	0	2	18

CAREER HIGHS

30 vs. Memphis (1/1/23)	<b>Points</b>	12 vs. Army West Point (11/8/24)
10 vs. North Texas (3/14/24)	<b>Rebounds</b>	3 vs. Maine (11/4/24)
9 vs. Temple (3/11/22)	<b>Assists</b>	4 vs. Army West Point (11/8/24)
7 at Memphis (2/4/23)	<b>Steals</b>	2, 2x, last vs. Army West Point (11/8/24)
6 vs. Wichita State (3/10/23)	<b>Blocks</b>	--
11 vs. North Texas (3/14/24)	<b>FG Made</b>	4 vs. Maine (11/4/24)
4, 3x, last vs. California (11/22/23)	<b>3FG Made</b>	1, 2x, last vs. Army West Point (11/8/24)
14 vs. Memphis (1/1/23)	<b>FT Made</b>	5 vs. Army West Point (11/8/24)
44, 3x, last at Memphis (2/4/23)	<b>Minutes</b>	21 vs. Maine (11/4/24)

SEASON HIGHS

PRODUCTION

	Season	Career
Double-figure points	2	53
Double-doubles	--	1
20-point games	--	7
3+ 3-point field goals	--	10
5+ rebounds	--	57
3+ assists	1	65
2+ steals	2	55
2+ blocks	--	--
Three-point plays	1	1*

\* stats from Tulane not included

Career Statistics

Season	GP-GS	Min	FG-FGA	Pct.	3PT-A	Pct.	FT-FTA	Pct.	Reb	Avg.	PF-DQ	Ast	TO	Blk	Stl	Pts	Avg
2020-21*	23-17	597	44-102	.431	7-25	.280	39-60	.650	81	3.5	51-2	44	39	5	28	134	5.8
2021-22*	29-28	1020	72-176	.409	19-57	.333	52-74	.703	124	4.3	70-2	104	46	14	46	215	7.4
2022-23*	31-31	1150	102-211	.483	26-82	.317	71-100	.710	149	4.8	90-3	105	38	25	63	301	9.4
2023-24*	31-31	1139	148-288	.514	43-113	.381	95-139	.683	166	5.4	81-2	84	37	23	50	434	14.0
2024-25	2-0	39	7-14	.500	2-6	.333	7-7	1.000	4	2.0	4-0	5	2	0	4	23	11.5
<b>Totals</b>	<b>116-107</b>	<b>3945</b>	<b>373-791</b>	<b>.472</b>	<b>97-283</b>	<b>.343</b>	<b>264-380</b>	<b>.695</b>	<b>524</b>	<b>4.5</b>	<b>296-9</b>	<b>342</b>	<b>162</b>	<b>67</b>	<b>191</b>	<b>1107</b>	<b>9.5</b>

**2024-25**

- » Named to Jerry West Shooting Guard of the Year Top 20 Preseason Watch List
- » Has led the team in scoring in both of Duke's games so far this season, scoring 22 points - including 15 in the first half - versus Maine and adding 15 points against Army West Point

**High School**

- » Five-star prospect out of Wisconsin Lutheran High School
- » Ranked No. 16 nationally by 247Sports and No. 22 by ESPN
- » Listed as a small forward by 247Sports, ranked as the No. 6 player at the position and the No. 1 player in the state of Wisconsin
- » Listed as a shooting guard by ESPN and tabbed as the No. 5 player at the position and the No. 1 player in Wisconsin
- » Recipient of the 2023-24 Wisconsin Mr. Basketball Award, presented by the Wisconsin Basketball Coaches Association, and named Wisconsin Associated Press Player of the Year
- » Named the 2023-24 Gatorade Wisconsin Player of the Year, averaging 25.9 points, 8.6 rebounds and 5.3 assists per game as a senior, while shooting 59.4% from the field, 39.5% from 3-point range and 84.9% from the free-throw line
- » Led Wisconsin Lutheran to a 30-0 record and a state championship title, recording 11 points, 11 assists and five boards in the championship game victory
- » Averaged 19.7 points, 9.2 rebounds and 3.8 assists as a junior
- » Played for Phenom University and led the Nike EYBL in scoring with 22.5 points per game, while shooting nearly 50% (.475) from beyond the arc

**Personal**

- » Father, also named Kon, scored over 2,000 career points at Wisconsin Lutheran College and was inducted into the school's hall of fame
- » Mother, Chari, is the all-time leading scorer in UW-Green Bay history with 1,964 points

**LAST FIVE GAME STATS**

Date	Opponent	Start	FG	Pct.	3FG	Pct.	FT	Pct.	Reb	PF	Pts	Ast	TO	Blk	Stl	Min
10/19	Lincoln (Pa.) [Exh.]	*	6-11	.545	5-9	.556	0-0	.000	3-2-5	2	17	3	2	0	0	25
10/27	Arizona State [Exh.]	*	6-11	.545	4-8	.500	3-3	1.000	2-3-5	0	19	4	2	0	2	21
11/4	Maine	*	8-14	.571	3-8	.375	3-3	1.000	1-3-4	3	22	2	1	0	1	31
11/8	Army West Point	*	5-9	.556	4-6	.667	1-1	1.000	2-0-2	2	15	2	1	0	1	27
--	--	--	--	--	--	--	--	--	--	--	--	--	--	--	--	--

**CAREER HIGHS**

**SEASON HIGHS**

22 vs. Maine (11/4/24)	<b>Points</b>	22 vs. Maine (11/4/24)
4 vs. Maine (11/4/24)	<b>Rebounds</b>	4 vs. Maine (11/4/24)
2, 2x, last vs. Army West Point (11/8/24)	<b>Assists</b>	2, 2x, last vs. Army West Point (11/8/24)
1, 2x, last vs. Army West Point (11/8/24)	<b>Steals</b>	1, 2x, last vs. Army West Point (11/8/24)
--	<b>Blocks</b>	--
8 vs. Maine (11/4/24)	<b>FG Made</b>	8 vs. Maine (11/4/24)
4 vs. Army West Point (11/8/24)	<b>3FG Made</b>	4 vs. Army West Point (11/8/24)
3 vs. Maine (11/4/24)	<b>FT Made</b>	3 vs. Maine (11/4/24)
31 vs. Maine (11/4/24)	<b>Minutes</b>	31 vs. Maine (11/4/24)

**PRODUCTION**

	Season	Career
Double-figure points	2	2
Double-doubles	--	--
20-point games	1	1
3+ 3-point field goals	2	2
5+ rebounds	--	--
3+ assists	--	--
2+ steals	--	--
2+ blocks	--	--
Three-point-plays	1	1
Four-point plays	1	1

**Career Statistics**

Season	GP-GS	Min	FG-FGA	Pct.	3PT-A	Pct.	FT-FTA	Pct.	Reb	Avg.	PF-DQ	Ast	TO	Blk	Stl	Pts	Avg
2024-25	2-2	58	13-23	.565	7-14	.500	4-4	1.000	6	3.0	5-0	4	2	0	2	37	18.5
<b>Totals</b>	<b>2-2</b>	<b>58</b>	<b>13-23</b>	<b>.565</b>	<b>7-14</b>	<b>.500</b>	<b>4-4</b>	<b>1.000</b>	<b>6</b>	<b>3.0</b>	<b>5-0</b>	<b>4</b>	<b>2</b>	<b>0</b>	<b>2</b>	<b>37</b>	<b>18.5</b>

**2024-25**

- » Named to Kareem Abdul-Jabbar Center of the Year Top 20 Preseason Watch List
- » Recorded his first collegiate double-double with 11 points and 14 boards against Army West Point (11/8)

**High School**

- » Five-star recruit ranked as the third overall prospect and top center by 247Sports.
- » Joined NBA Academy Africa in 2021.
- » Aided his native country of South Sudan in qualifying for the Paris Olympics (2024).
- » Named MVP of the NBA's Basketball Without Borders (BWB) Africa camp (Summer 2023).
- » Selected playoff and defensive MVP at the BWB Global camp in February 2024.
- » Participated in the Nike Hoop Summit in April 2024 as a member of the World team.
- » Possesses 7-foot-5 wingspan and 9-foot-8 standing reach.

**LAST FIVE GAME STATS**

Date	Opponent	Start	FG	Pct.	3FG	Pct.	FT	Pct.	Reb	PF	Pts	Ast	TO	Blk	Stl	Min
10/19	Lincoln (Pa.) [Exh.]		1-4	.250	0-1	.000	2-2	1.000	6-5-11	2	4	1	1	2	1	20
10/27	Arizona State [Exh.]	*	4-7	.429	0-0	.000	0-0	.000	3-9-12	1	8	1	2	2	1	20
11/4	Maine	*	3-3	1.000	0-0	.000	0-1	.000	2-4-6	2	6	1	1	3	0	18
11/8	Army West Point	*	4-7	.571	0-1	.000	3-4	.750	6-8-14	1	11	0	0	0	0	22
--	--	--	--	--	--	--	--	--	--	--	--	--	--	--	--	--

**CAREER HIGHS**

**SEASON HIGHS**

11 vs. Army West Point (11/8/24)	<b>Points</b>	11 vs. Army West Point (11/8/24)
14 vs. Army West Point (11/8/24)	<b>Rebounds</b>	14 vs. Army West Point (11/8/24)
1 vs. Maine (11/4/24)	<b>Assists</b>	1 vs. Maine (11/4/24)
--	<b>Steals</b>	--
3 vs. Maine (11/4/24)	<b>Blocks</b>	3 vs. Maine (11/4/24)
4 vs. Army West Point (11/8/24)	<b>FG Made</b>	4 vs. Army West Point (11/8/24)
--	<b>3FG Made</b>	--
3 vs. Army West Point (11/8/24)	<b>FT Made</b>	3 vs. Army West Point (11/8/24)
22 vs. Army West Point (11/8/24)	<b>Minutes</b>	22 vs. Army West Point (11/8/24)

**PRODUCTION**

	Season	Career
Double-figure points	1	1
Double-doubles	1	1
20-point games	--	--
3+ 3-point field goals	--	--
5+ rebounds	2	2
3+ assists	--	--
2+ steals	--	--
2+ blocks	1	1
Dunks	3	3

**CAREER STATISTICS**

Season	GP-GS	Min	FG-FGA	Pct.	3PT-A	Pct.	FT-FTA	Pct.	Reb	Avg.	PF-DQ	Ast	TO	Blk	Stl	Pts	Avg
2024-25	2-2	39	7-10	.700	0-1	.000	3-5	.600	20	10.0	3-0	1	1	3	0	17	8.5
<b>Totals</b>	<b>2-2</b>	<b>39</b>	<b>7-10</b>	<b>.700</b>	<b>0-1</b>	<b>.000</b>	<b>3-5</b>	<b>.600</b>	<b>20</b>	<b>10.0</b>	<b>3-0</b>	<b>1</b>	<b>1</b>	<b>3</b>	<b>0</b>	<b>17</b>	<b>8.5</b>

**High School**

- » Five-star prospect according to ESPN, out of St. Paul VI Catholic High School (Fairfax, Va.)
- » Ranked as the No. 19 player nationally and as the best player from Virginia by both ESPN and 247Sports
- » Missed senior season at St. Paul VI due to injury
- » Named to the USA Basketball 2024 Men's U18 National Team and selected to participate in the Nike Hoop Summit
- » Helped USA capture the gold medal in the 2024 FIBA Men's U18 AmeriCup (June 2024), averaging 4.5 points, 4.8 rebounds, 1.2 blocks and 1.0 assists per game, while shooting 66.7% (10 of 15) from the field
- » Scored 12 points with six rebounds, three assists and a rejection for USA in a win over Belize during the group phase of the 2024 FIBA Men's U18 AmeriCup
- » Had a breakout season for Team Takeover on the EYBL circuit, averaging 12.0 points and 7.4 rebounds, including a statement game with a 33-point, 18-rebound and five-assist performance against Phenom University

**Personal**

- » Son of two former collegiate basketball players, with both of his parents - Patrick and Tajama - playing for George Washington
- » Tajama graduated as George Washington's all-time leading scorer with 2,134 career points and played two seasons in the WNBA

**LAST FIVE GAME STATS**

Date	Opponent	Start	FG	Pct.	3FG	Pct.	FT	Pct.	Reb	PF	Pts	Ast	TO	Blk	Stl	Min
10/19	Lincoln (Pa.) [Exh.]		dnp	(injury)												
10/27	Arizona State [Exh.]		dnp	(injury)												
11/4	Maine		dnp	(injury)												
11/8	Army West Point		dnp	(injury)												
--																

**CAREER HIGHS**

**SEASON HIGHS**

--	Points	--
--	Rebounds	--
--	Assists	--
--	Steals	--
--	Blocks	--
--	FG Made	--
--	3FG Made	--
--	FT Made	--
--	Minutes	--

**Career Statistics**

Season	GP-GS	Min	FG-FGA	Pct.	3PT-A	Pct.	FT-FTA	Pct.	Reb	Avg.	PF-DQ	Ast	TO	Blk	Stl	Pts	Avg
2024-25	--																
<b>Totals</b>	<b>--</b>																

**PRODUCTION**

	Season	Career
Double-figure points	--	--
Double-doubles	--	--
20-point games	--	--
3+ 3-point field goals	--	--
5+ rebounds	--	--
3+ assists	--	--
2+ steals	--	--
2+ blocks	--	--

**2024-25**

- » Named to Bob Cousy Point Guard of the Year Top 20 Preseason Watch List
- » Tied a career high with four three-pointers against Army West Point (11/8), scoring a total of 14 points against the Black Knights

**2023-24 Season**

- » First career game with at least 20 points in Duke's win against La Salle -- 22 points with seven rebounds and four assists
- » Career-high 24 points on 9-of-16 (.563) shooting, including matching his career-high of four three-pointers, at Louisville (1/23)
- » Two free throws with 1.0 second remaining versus Clemson (1/27) to put Duke ahead for good, 72-71, finishing with 18 points
- » Returned from concussion protocol and scored 12 points while dishing a team-high five assists at Miami (2/21)
- » Again scored in double-figures in Duke's next game, at Wake Forest (2/24), contributing 14 points, including four 3-pointers, matching a career-high
- » Scored 18 vs. JMU (3/24) with four 3-pointers alongside five assists with just one turnover
- » Made key defensive stops down the stretch vs. Houston (3/29), swiping a career-high three steals against the Cougars
- » Finished year ranked 25th nationally with a 2.95 assist-turnover ratio

**Career**

- » ACC All-Freshman Team in 2022-23
- » One of 14 known foreign-born Blue Devils, including one of three from Australia (**Jack White**, who played from 2016-20, and **Kyrie Irving**, who played in 2010)
- » As a freshman, was one of four Blue Devils to play in all 36 games and finished as the team's third leading scorer at 9.4 points with a team-leading 119 assists
- » Posted a 2.05 assist-turnover ratio that trailed only five other freshmen nationally and only two from power conferences
- » His team-leading A/T ratio ranked eighth overall in the ACC and was the fifth best by a Duke freshman all-time

**High School**

- » A five-star guard who was originally committed to Duke for the 2023 class
- » Announced his decision to reclassify in June 2022 to play for the Blue Devils for the 2022-23 season
- » Attended the NBA Global Academy branch in Canberra, Australia
- » Starred in the 2021 Australian Under-20 Championships where he averaged 13.8 points and 4.4 assists while competing as one of the youngest players at the event

**Personal**

- » His father, Roderick, played basketball at Mississippi College in Clinton, Miss.

**LAST FIVE GAME STATS**

Date	Opponent	Start	FG	Pct.	3FG	Pct.	FT	Pct.	Reb	PF	Pts	Ast	TO	Blk	Stl	Min
3/31	vs. NC State	*	0-9	.000	0-5	.000	0-0	.000	1-3-4	2	0	4	1	0	0	30
10/19	Lincoln (Pa.) [Exh.]		5-7	.714	2-4	.500	7-8	.875	0-3-3	1	19	3	1	0	1	22
10/27	Arizona State [Exh.]	*	4-6	.667	2-3	.667	0-0	.000	0-4-4	1	10	3	0	0	1	22
11/4	Maine	*	3-6	.500	3-5	.600	1-1	1.000	0-5-5	2	10	0	1	0	0	26
11/8	Army West Point	*	5-12	.417	4-9	.444	0-0	.000	0-5-5	2	14	3	1	1	0	23

**CAREER HIGHS**

**SEASON HIGHS**

24 at Louisville (1/23/24)	Points	14 vs. Army West Point (11/8/24)
10 vs. Delaware (11/18/22)	Rebounds	5, 2x, last vs. Army West Point (11/8/24)
10 vs. Pittsburgh (3/9/23)	Assists	3 vs. Army West Point (11/8/24)
2 vs. Bellarmine (11/21/22)	Blocks	1 vs. Army West Point (11/8/24)
3 vs. Houston (3/29/24)	Steals	--
9 at Louisville (1/23/24)	FG Made	5 vs. Army West Point (11/8/24)
4, 6x, last vs. Army West Point (11/8/24)	3FG Made	4 vs. Army West Point (11/8/24)
8 vs NC State (2/28/23)	FT Made	1 vs. Maine (11/4/24)
42 at Virginia (2/11/23)	Minutes	26 vs. Maine (11/4/24)

**PRODUCTION**

	Season	Career
Double-figure points	2	39
Double-doubles	--	2
20-point games	--	2
3+ 3-point field goals	2	16
5+ rebounds	2	15
3+ assists	1	43
2+ steals	--	9
2+ blocks	--	1
Dunks	--	5
Three-point plays	--	6
Four-point plays	1	1

**Career Statistics**

Season	GP-GS	Min	FG-FGA	Pct.	3PT-A	Pct.	FT-FTA	Pct.	Reb	Avg.	PF-DQ	Ast	TO	Blk	Stl	Pts	Avg
2022-23	36-34	1058	115-302	.381	47-147	.320	61-70	.871	112	3.1	59-0	119	58	4	22	338	9.4
2023-24	31-24	944	120-275	.436	58-160	.363	37-49	.755	92	3.0	50-0	114	39	3	22	335	10.8
2024-25	2-2	49	8-18	.444	7-14	.500	1-1	1.000	10	5.0	4-0	3	2	1	0	24	12.0
<b>Totals</b>	<b>70-61</b>	<b>2081</b>	<b>243-604</b>	<b>.402</b>	<b>112-326</b>	<b>.344</b>	<b>99-120</b>	<b>.825</b>	<b>218</b>	<b>3.1</b>	<b>115-0</b>	<b>240</b>	<b>100</b>	<b>8</b>	<b>44</b>	<b>697</b>	<b>10.0</b>

**2023-24 (Senior at Rice)**

- » Redshirted after missing the year due to injury
- » NABC Honors Court
- » AAC All-Academic Team

**Career**

- » Played three seasons (2020-23) at Rice, appearing in 95 games with 55 starts. Missed the 2023-24 season due to injury
- » Totaled 537 points (5.7 ppg), 397 rebounds (4.2 rpg), 89 assists, 51 steals and 23 blocked shots in three seasons with the Owls
- » Averaged 7.6 points, 6.1 rebounds and 1.3 assists per contest as a junior in 2022-23, playing 35 games with 34 starts

**LAST FIVE GAME STATS**

Date	Opponent	Start	FG	Pct.	3FG	Pct.	FT	Pct.	Reb	PF	Pts	Ast	TO	Blk	Stl	Min
3/13	vs. Wichita State															
			dnp (injury)													
10/19	Lincoln (Pa.) [Exh.]		0-1	.000	0-1	.000	0-0	.000	0-0-0	0	0	0	0	0	0	2
10/27	Arizona State [Exh.]		0-0	.000	0-0	.000	0-2	.000	0-0-0	0	0	0	0	0	0	3
11/4	Maine		dnp (coach's decision)													
11/8	Army West Point		0-2	.000	0-2	.000	0-0	.000	0-0-0	0	0	0	0	0	0	3

**CAREER HIGHS**

17 at Louisiana Tech (2/26/21)	Points	--
16 at UTEP (12/31/22)	Rebounds	--
6 at Sam Houston (12/19/20)	Assists	--
2, 10x, last vs. Southern Utah (3/20/23)	Steals	--
2, 3x, last vs. Louisiana Tech (1/5/23)	Blocks	--
5, 2x, last vs. UTSA (2/16/23)	FG Made	--
4, 2x, last vs. UTSA (2/16/23)	3FG Made	--
6 at UTEP (12/31/22)	FT Made	--
43 at UTEP (12/31/22)	Minutes	3 vs. Army West Point (11/8/24)

**SEASON HIGHS**

**Career Statistics**

Season	GP-GS	Min	FG-FGA	Pct.	3PFA	Pct.	FT-FTA	Pct.	Reb	Avg.	PF-DQ	Ast	TO	Blk	Stl	Pts	Avg
2020-21*	28-12	496	39-100	.390	22-60	.367	35-52	.673	86	3.1	43-0	28	16	9	12	135	4.8
2021-22*	32-9	531	40-105	.381	23-64	.359	32-45	.711	97	3.0	38-0	17	20	3	10	135	4.2
2022-23*	35-34	1080	80-186	.430	44-118	.373	63-82	.768	214	6.1	66-0	44	50	11	29	267	7.6
2023-24*	Did not see game action																
2024-25	1-0	3	0-2	.000	0-2	.000	0-0	.000	0	0.0	0-0	0	0	0	0	0	0.0
<b>Totals</b>	<b>96-55</b>	<b>2109</b>	<b>159-393</b>	<b>.405</b>	<b>89-244</b>	<b>.365</b>	<b>130-179</b>	<b>.726</b>	<b>397</b>	<b>4.1</b>	<b>147-0</b>	<b>89</b>	<b>86</b>	<b>23</b>	<b>51</b>	<b>537</b>	<b>5.6</b>

\* at Rice

**PRODUCTION**

	Season	Career
Double-figure points	--	17
Double-doubles	--	1
20-point games	--	--
3+ 3-point field goals	--	7
5+ rebounds	--	35
3+ assists	--	10
2+ steals	--	30
2+ blocks	--	10

**ACC WEEKLY HONORS**

**2024-25 Season**

Kon Knueppel Rookie of the Week Nov. 11

**Career Honors by Blue Devils**

Kon Knueppel Rookie of the Week 1

**Notable**

Over the last 11 seasons (since the start of 2013-14), Duke has had an ACC Rookie of the Week in 86 of a possible 187 weeks (45.9%). Twenty-five different Blue Devils have won the award at least once in that time.

as of November 11, 2024

**Most ACC Player of the Week Selections**

North Carolina	157
<b>Duke</b>	<b>147</b>
Virginia	86
Wake Forest	84
NC State	81
Georgia Tech	62
Clemson	49
Florida State	31
Virginia Tech	28
Miami	19
Boston College	18
Notre Dame	17
Pittsburgh	15
Louisville	12
Syracuse	12

as of November 11, 2024

**Most ACC Rookie of the Week Selections**

<b>Duke</b>	<b>159</b>
North Carolina	96
Georgia Tech	89
Virginia	80
Wake Forest	76
NC State	72
Clemson	51
Florida State	35
Boston College	15
Syracuse	15
Miami	14
Virginia Tech	11
Pittsburgh	10
Notre Dame	9
Louisville	6

as of November 11, 2024



## SEASON RESULTS

**Overall Record: 1-0 (Home: 1-0; Road: 0-0; Neutral: 0-0) | ACC Regular Season Record: 0-0 (Home: 0-0; Road: 0-0)**

Date	AP Rank		Opponent	Result	High Points	High Rebounds	High Assists	High Steals	High Blocks	Attendance
	DU	OPP								
N 4	7	-	MAINE	W, 96-62	Knueppel (22)	Brown/Flagg (7)	Flagg (5)	Flagg/Gillis (3)	Maluach (3)	^ 9,314
N 8	7	-	ARMY WEST POINT	W, 100-58	Knueppel (15)	Maluach (14)	James (4)	Flagg/James (2)	Flagg (3)	^ 9,314

*Duke/opponent AP ranking at time of game | Home games in caps  
\* - denotes ACC opponent | ^ - denotes sellout*

### 2023-24 ATTENDANCE FIGURES

Site	Games	Sellouts	Total	Average
Home	2	2	18,628	9,314
Away	-	-	-	-
Neutral	-	-	-	-
<b>Totals</b>	<b>2</b>	<b>2</b>	<b>18,628</b>	<b>9,314</b>

## DUKE RECORD WHEN...

Plays at home	2-0	Has more TOs than opponent	--	Plays on Sunday	--
Plays on the road	--	Has equal or less TOs than opponent	2-0	Plays on Monday	1-0
<b>Plays at neutral site</b>	--	Scores more/equal bench points	2-0	<b>Plays on Tuesday</b>	--
Record vs. the ACC (regular season)	--	Scores less bench points	--	Plays on Wednesday	--
<b>Record against non-conference</b>	<b>2-0</b>	Makes 5+ 3-Pt. shots	2-0	Plays on Thursday	--
Plays an unranked opponent	2-0	No Duke player fouls out	2-0	Plays on Friday	1-0
<b>Plays a ranked opponent</b>	--	1+ Duke player fouls out	--	Plays on Saturday	--
<b>Wins the game before</b>	<b>1-0</b>	Has 20+ assists	--	Margin is 5 pts. or less	--
Loses the game before	--	Wears white uniforms	1-0	Margin is between 6-10	--
Leads at half	2-0	Wears royal blue uniforms	--	Margin is between 11-20	--
Trails at half	--	Wears black uniforms	--	Margin is more than 20	2-0
Tied at half	--	Wears gray uniforms	1-0	Has a 20-pt. scorer	1-0
Plays an overtime game	--	Wears navy blue uniforms (Brotherhood)	--	Has a 30-pt. scorer	--
Shoots 50% or better	1-0	Wears alternate white uniforms (Cameron Brotherhood)	--	Scores 59 points or less	--
Shoots less than 50%	1-0	<b>Plays in November</b>	<b>2-0</b>	Scores 60-69 points	--
Opponent shoots 50% or less	2-0	Plays in December	--	Scores 70-79 points	--
Shoots better than opponent	2-0	Plays in January	--	Scores 80-89 points	--
Shoots worse than opponent	--	Plays in February	--	Scores 90-99 points	1-0
Has more FTs made than opponent	1-0	Plays in March	--	Scores 100+ points	1-0
Has equal FTs made	--	Plays in April	--	<b>Plays on ESPN</b>	--
Has less FTs made than opponent	1-0	Plays during the day (before 6 p.m.)	--	Plays on ESPN2	--
Outrebounds opponent	2-0	<b>Plays at night (after 6 p.m.)</b>	<b>2-0</b>	Plays on ACC Network	2-0
Is outrebounded	--			Plays on ABC	--
Has equal rebounds	--			Plays on CBS/TBS	--
				Plays on Regional Sports Networks	--
				Plays on The CW	--

## TEAM HIGHS & LOWS

		<b>DUKE</b>	<b>OPPONENT</b>
Points 1st Half	High	44 vs. Maine (11/4/24)	33 by Maine (11/4/24)
	Low	43 vs. Army West Point (11/8/24)	20 by Army West Point (11/8/24)
Points 2nd Half	High	57 vs. Army West Point (11/8/24)	38 by Army West Point (11/8/24)
	Low	52 vs. Maine (11/4/24)	29 by Maine (11/4/24)
Total Points	High	100 vs. Army West Point (11/8/24)	62 by Maine (11/4/24)
	Low	96 vs. Maine (11/4/24)	58 by Army West Point (11/8/24)
FG Made	High	35, 2x, last vs. Army West Point (11/8/24)	21, 2x, last by Army West Point (11/8/24)
	Low		
FG Attempted	High	71 vs. Army West Point (11/8/24)	64 by Army West Point (11/8/24)
	Low	63 vs. Maine (11/4/24)	57 by Maine (11/4/24)
FG Percentage 1st Half	High	.531 (17-of-32) vs. Maine (11/4/24)	.455 (15-of-33) by Maine (11/4/24)
	Low	.350 (14-of-40) vs. Army West Point (11/8/24)	.214 (6-of-28) by Army West Point (11/8/24)
FG Percentage 2nd Half	High	.677 (21-of-31) vs. Army West Point (11/8/24)	.417 (15-of-36) by Army West Point (11/8/24)
	Low	.581 (18-of-31) vs. Maine (11/4/24)	.250 (6-of-24) by Maine (11/4/24)
FG Percentage	High	.556 (35-of-63) vs. Maine (11/4/24)	.368 (21-of-57) by Maine (11/4/24)
	Low	.493 (35-of-71) vs. Army West Point (11/8/24)	.328 (21-of-64) by Army West Point (11/8/24)
3-Pt. FG Made	High	17 vs. Army West Point (11/8/24)	8 by Army West Point (11/8/24)
	Low	11 vs. Maine (11/4/24)	3 by Maine (11/4/24)
3-Pt. FG Att.	High	38 vs. Army West Point (11/8/24)	29 by Army West Point (11/8/24)
	Low	29 vs. Maine (11/4/24)	14 by Maine (11/4/24)
3-Pt. FG Pct.	High	.447 (17-of-38) vs. Army West Point (11/8/24)	.276 (8-of-29) by Army West Point (11/8/24)
	Low	.379 (11-of-29) vs. Maine (11/4/24)	.214 (3-of-14) by Maine (11/4/24)
FT Made	High	15 vs. Maine (11/4/24)	17 by Maine (11/4/24)
	Low	13 vs. Army West Point (11/8/24)	9 by Army West Point (11/8/24)
FT Attempted	High	20 vs. Maine (11/4/24)	18 by Maine (11/4/24)
	Low	18 vs. Army West Point (11/8/24)	9 by Army West Point (11/8/24)
FT Percentage	High	.750 (15-of-20) vs. Maine (11/4/24)	.944 (17-of-18) by Maine (11/4/24)
	Low	.722 (13-of-18) vs. Army West Point (11/8/24)	.889 (8-of-9) by Army West Point (11/8/24)
Off. Rebounds	High	17 vs. Army West Point (11/8/24)	10 by Army West Point (11/8/24)
	Low	11 vs. Maine (11/4/24)	7 by Maine (11/4/24)
Def. Rebounds	High	33 vs. Army West Point (11/8/24)	22 by Army West Point (11/8/24)
	Low	29 vs. Maine (11/4/24)	20 by Maine (11/4/24)
Total Rebounds	High	50 vs. Army West Point (11/8/24)	32 by Army West Point (11/8/24)
	Low	40 vs. Maine (11/4/24)	27 by Maine (11/4/24)
Assists	High	19 vs. Army West Point (11/8/24)	11 by Army West Point (11/8/24)
	Low	13 vs. Maine (11/4/24)	4 by Maine (11/4/24)
Blocked Shots	High	6 vs. Army West Point (11/8/24)	2 by Army West Point (11/8/24)
	Low	3 vs. Maine (11/4/24)	0 by Maine (11/4/24)
Steals	High	10 vs. Maine (11/4/24)	9 by Maine (11/4/24)
	Low	8 vs. Army West Point (11/8/24)	7 by Army West Point (11/8/24)
Turnovers	High	13 vs. Maine (11/4/24)	14 by Maine (11/4/24)
	Low	8 vs. Army West Point (11/8/24)	13 by Army West Point (11/8/24)
Personal Fouls	High	18 vs. Maine (11/4/24)	19 by Maine (11/4/24)
	Low	13 vs. Army West Point (11/8/24)	15 by Army West Point (11/8/24)

## INDIVIDUAL GAME HIGHS

	<b>DUKE</b>	<b>OPPONENT</b>
Total Points	22 by Kon Knueppel vs. Maine (11/4/24)	17 by Jalen Rucker, Army West Point (11/8/24)
First Half Points	15 by Kon Knueppel vs. Maine (11/4/24)	10 by Josh Scovens, Army West Point (11/8/24)
Second Half Points	14 by Tyrese Proctor vs. Army West Point (11/8/24)	12 by Jalen Rucker, Army West Point (11/8/24)
FG Made	8 by Kon Knueppel vs. Maine (11/4/24)	6 by Jalen Rucker, Army West Point (11/8/24)
FG Attempted	15 by Cooper Flagg vs. Maine (11/4/24)	16 by Jalen Rucker, Army West Point (11/8/24)
3-Pt. FG Made	4 by Kon Knueppel/Tyrese Proctor vs. Army West Point (11/8/24)	5 by Jalen Rucker, Army West Point (11/8/24)
3-Pt. FG Attempted	9 by Tyrese Proctor vs. Army West Point (11/8/24)	9 by Jalen Rucker, Army West Point (11/8/24)
FT Made	6 by Cooper Flagg vs. Maine (11/4/24)	6, 2x, last by Josh Scovens, Army West Point (11/8/24)
FT Attempted	6 by Cooper Flagg vs. Maine (11/4/24)	7 by Josh Scovens, Army West Point (11/8/24)
Rebounds	14 by Khaman Maluach vs. Army West Point (11/8/24)	7 by AJ Allenspach/Josh Scovens, Army West Point (11/8/24)
Offensive Rebounds	6 by Khaman Maluach vs. Army West Point (11/8/24)	3 by AJ Allenspach/Josh Scovens, Army West Point (11/8/24)
Defensive Rebounds	8 by Khaman Maluach vs. Army West Point (11/8/24)	6 by Isaiah Caldwell, Army West Point (11/8/24)
Assists	5 by Cooper Flagg vs. Maine (11/4/24)	3 by Ryan Curry, Army West Point (11/8/24)
Turnovers	2, 2x, last by Cooper Flagg vs. Army West Point (11/8/24)	5 by Jaden Clayton, Maine (11/4/24)
Blocked Shots	3, 2x, last by Cooper Flagg vs. Army West Point (11/8/24)	1 by AJ Allenspach/Josh Scovens, Army West Point (11/8/24)
Steals	3 by Cooper Flagg/Mason Gillis vs. Maine (11/4/24)	3, 2x, last by Jalen Rucker, Army West Point (11/8/24)
Minutes	31 by Kon Knueppel vs. Maine (11/4/24)	30 by Jaden Clayton/Kellen Tynes, Maine (11/4/24)

## COMPARISON GAME-BY-GAME

	<i>1st Half</i>	<i>2nd Half</i>	<i>Final</i>	<i>Margin</i>	<i>Total FG</i>	<i>FG Pct.</i>	<i>3pt. FG</i>	<i>3FG Pct.</i>	<i>FT</i>	<i>FT Pct.</i>	<i>Reb</i>	<i>Margin</i>	<i>Assists</i>	<i>Turns</i>	<i>Blocks</i>	<i>Steals</i>	<i>Fouls</i>
<b>Maine</b>	<b>44-33</b>	<b>52-29</b>	<b>96-62</b>	<b>+34</b>	<b>35-63/21-57</b>	<b>.556/.368</b>	<b>11-29/3-14</b>	<b>.379/.214</b>	<b>15-20/17-18</b>	<b>.750/.944</b>	<b>40/27</b>	<b>+13</b>	<b>17/4</b>	<b>13/14</b>	<b>3/0</b>	<b>10/9</b>	<b>18/19</b>
<b>Army</b>	<b>43-20</b>	<b>57-38</b>	<b>100-58</b>	<b>+42</b>	<b>35-71/21-64</b>	<b>.493/.328</b>	<b>17-38/8-29</b>	<b>.447/.276</b>	<b>13-18/8-9</b>	<b>.722/.889</b>	<b>50/32</b>	<b>+18</b>	<b>19/11</b>	<b>8/13</b>	<b>6/2</b>	<b>8/7</b>	<b>13/15</b>

## GAME REPORTS

	<i>Duke Jersey Color</i>	<i>Won Tip</i>	<i>Largest Duke Lead</i>	<i>Largest Duke Deficit</i>	<i>No. of Ties</i>	<i>No. of Lead Changes</i>	<i>Duke Led For</i>	<i>Opp. Led For</i>	<i>Game Tied For</i>	<i>Duke's First Sub(s)</i>
<b>Maine</b>	<b>White</b>	<b>Duke</b>	<b>36</b>	<b>-</b>	<b>1</b>	<b>-</b>	<b>39:28</b>	<b>-</b>	<b>0:32</b>	<b>Maliq Brown</b>
<b>Army West Point</b>	<b>Grey</b>	<b>Duke</b>	<b>42</b>	<b>1</b>	<b>1</b>	<b>2</b>	<b>39:24</b>	<b>0:18</b>	<b>0:18</b>	<b>Maliq Brown</b>

## MISCELLANEOUS STATS

### GAMES AS LEADING SCORER

Kon Knueppel 2

### GAMES AS LEADING REBOUNDER

Cooper Flagg 1

Khaman Maluach 1

### GAMES LEADING IN ASSISTS

Cooper Flagg 1

Sion James 1

### DOUBLE-FIGURE SCORING GAMES

Cooper Flagg 2

Caleb Foster 2

Sion James 2

Kon Knueppel 2

Tyrese Proctor 2

Mason Gillis 1

Khaman Maluach 1

### 20+ POINT GAMES

Kon Knueppel 1

### DUNKS

Opponent 1

Duke 8

Cooper Flagg 3

Khaman Maluach 3

Maliq Brown 2

### CHARGES DRAWN

Opponent --

Duke 1

Sion James 1

### DUKE'S FIRST SUBSTITUTION

Maliq Brown 2

### THREE-POINT PLAYS

Opponent 2

Duke 4

Isaiah Evans 1

Cooper Flagg 1

Sion James 1

Kon Knueppel 1

### FOUR-POINT PLAYS

Opponent --

Duke 2

Kon Knueppel 1

Tyrese Proctor 1

### TECHNICAL FOULS (UNSPORTING)

Opponent --

Duke --

### SHOT CLOCK VIOLATIONS FORCED

Opponent --

Duke 2

### OPENING TIPS CONTROLLED

Opponent --

Duke 2

Khaman Maluach 2

### FREE THROW SHOOTING | LAST 5:00 & OVERTIME

Duke 5-7 .714

Isaiah Evans 1-1 1.000

Tyrese Proctor 1-1 1.000

Darren Harris 3-5 .600

### LARGEST HALFTIME LEAD

23 [43-20] vs. Army West Point (11/8/24)

### LARGEST HALFTIME DEFICIT

--

### LARGEST DUKE LEAD

42 [100-58] vs. Army West Point (11/8/2)

### LARGEST DUKE DEFICIT

--

### LARGEST DUKE WIN

42 [100-58] vs. Army West Point (11/8/24)

### LARGEST DUKE DEFEAT

--

### LONGEST WINNING STREAK

2 (11/4/24-pres.)

### LONGEST LOSING STREAK

--

### LARGEST ROAD CROWD

--

### LARGEST NEUTRAL CROWD

--

## SPECIALTY STATS

	POINTS IN THE PAINT		POINTS OFF TURNOVERS		2ND CHANCE POINTS		FAST BREAK POINTS		BENCH POINTS	
	Duke	Opp	Duke	Opp	Duke	Opp	Duke	Opp	Duke	Opp
<b>Maine</b>	<b>44</b>	<b>30</b>	<b>19</b>	<b>19</b>	<b>14</b>	<b>11</b>	<b>18</b>	<b>9</b>	<b>29</b>	<b>15</b>
<b>Army West Point</b>	<b>36</b>	<b>18</b>	<b>16</b>	<b>14</b>	<b>17</b>	<b>7</b>	<b>14</b>	<b>5</b>	<b>36</b>	<b>14</b>
<b>Totals</b>	<b>80</b>	<b>48</b>	<b>35</b>	<b>33</b>	<b>31</b>	<b>18</b>	<b>32</b>	<b>14</b>	<b>65</b>	<b>29</b>
<b>Averages</b>	<b>40.0</b>	<b>24.0</b>	<b>17.5</b>	<b>16.5</b>	<b>15.5</b>	<b>9.0</b>	<b>16.0</b>	<b>7.0</b>	<b>32.5</b>	<b>14.5</b>



## THE LAST TIME IT HAPPENED | TEAM

### DUKE WAS RANKED (AP POLL)

No. 1 November 29, 2021  
 Top 5 (2-5) October 16, 2023  
**Top 10 (6-10) November 11, 2024**  
 Top 25 (11-25) March 18, 2024

### DUKE PLAYED A RANKED OPPONENT (AP POLL)

No. 1 vs. Gonzaga on Nov. 26, 2021  
 Top 5 (2-5) vs. No. 2 Houston on March 29, 2024  
 Top 10 (6-10) vs. No. 7 North Carolina on March 9, 2024  
**Top 25 (11-25) vs. No. 19 Kentucky on Nov. 12, 2024**

### DUKE DEFEATED A RANKED OPPONENT (AP POLL)

No. 1 vs. Gonzaga [84-81] on Nov. 26, 2021  
 Top 5 (2-5) vs. No. 2 Houston [54-51] on March 29, 2024  
 Top 10 (6-10) vs. No. 10 Baylor [78-70] on Dec. 20, 2023  
 Top 25 (11-25) vs. No. 18 Michigan State [74-65] on Nov. 14, 2023

### DUKE LOST TO A RANKED OPPONENT (AP POLL)

No. 1 vs. North Carolina [68-76] on March 8, 2008  
 Top 5 at No. 3 North Carolina [84-93] on Feb. 3, 2024  
 Top 10 vs. No. 7 North Carolina [79-84] on March 9, 2024  
 Top 25 vs. No. 12 Arizona [73-78] on Nov. 10, 2023

### DUKE FACED NO. 1 (AP POLL)

Home vs. Syracuse [W, 66-60] on Feb. 22, 2014  
 Road vs. North Carolina [L, 83-69] on March 7, 1993  
 Neutral vs. Gonzaga [W, 84-81] on Nov. 26, 2021

### 100 POINTS BY A TEAM

By Duke 106 vs. Queens (12/30/23)  
 By Opponent 113 by Wake Forest (2/25/20)

### 40+ POINT WIN

By Duke **42 [100-58] vs. Army West Point (11/8/24)**  
 By Opponent 43 [109-66] by Virginia (3/11/83)

### 30-39 POINT WIN

By Duke **34 [96-62] vs. Maine (11/4/24)**  
 By Opponent 103-73 by UNLV (4/2/90)

### OVERTIME GAME

Duke Win 98-96 at North Carolina (2/8/20)  
 Duke Loss 62-69 at Virginia (2/11/23)

### DOUBLE OVERTIME GAME

Duke Win 66-63 vs. Virginia Tech (12/1/69)  
 Duke Loss 101-113 at Wake Forest (2/25/20)

### TRIPLE OVERTIME GAME

Duke Win 73-72 vs. Clemson (2/24/82)  
 Duke Loss 70-68 at Virginia (2/25/58)

### WON THE GAME IN THE FINAL SECONDS

By Duke Tyrese Proctor, 2 FT at 1.0 second  
 Duke defeated Clemson, 72-71 (1/27/24)  
 By Opponent Reece Beekman, 3FG at 1.1 seconds  
 Virginia defeated Duke, 69-68 (2/7/22)

### WON THE GAME AT THE BUZZER

By Duke Wendell Moore Jr., FG  
 Duke defeated North Carolina, 98-96 [OT] (2/8/20)  
 By Opponent Nathan Bain, FG  
 Stephen F. Austin defeated Duke, 85-83 [OT] (11/26/19)

### 5 PLAYERS IN DOUBLE-FIGURE POINTS

By Duke (5) at Miami (2/21/24)  
 By Opponent (5) by NC State (3/14/24)

### 6 PLAYERS IN DOUBLE-FIGURE POINTS

By Duke (6) vs. Army West Point (11/8/24)

### 7 PLAYERS IN DOUBLE-FIGURE POINTS

By Duke (7) vs. Georgia Tech (1/4/17)

### 8 PLAYERS IN DOUBLE-FIGURE POINTS

By Duke (8) vs. Clemson (1/27/92)

### 9+ PLAYERS IN DOUBLE-FIGURE POINTS

By Duke Never

### MADE 40-49 FIELD GOALS

By Duke 40 vs. Queens (12/30/23)  
 By Opponent 42 by Florida State (2/4/06)

### MADE 50+ FIELD GOALS

By Duke 50 vs. Mercer (12/21/97)  
 By Opponent Never

### MADE FEWER THAN 20 FIELD GOALS

By Duke 19 vs. Vermont (3/22/24)  
 By Opponent 19 by JMU (3/24/24)

### HAD 70-79 FIELD GOAL ATTEMPTS

By Duke **71 vs. Army West Point (11/8/24)**  
 By Opponent 70 by North Carolina (2/4/23)

### HAD 80-89 FIELD GOAL ATTEMPTS

By Duke 80 at North Carolina (2/8/20)  
 By Opponent 80 by Syracuse (1/14/19)

### HAD 90-99 FIELD GOAL ATTEMPTS

By Duke 90 vs. Wake Forest (12/18/70)  
 By Opponent 91 by William & Mary (12/3/73)

### HAD 100+ FIELD GOAL ATTEMPTS

By Duke 102 vs. NC State (3/5/55)  
 By Opponent 100 by NC State (2/20/74)

### HAD FEWER THAN 30 FIELD GOAL ATTEMPTS

By Duke 23 vs. North Carolina (2/24/79)  
 By Opponent 29 by North Carolina (3/8/02)

### SHOT OVER 60 PERCENT FROM THE FIELD

By Duke .644 (38-of-59) vs. Dartmouth (11/6/23)  
 By Opponent .604 (29-of-48) by Wake Forest (2/24/24)

### SHOT OVER 70 PERCENT FROM THE FIELD

By Duke .704 (38-of-54) vs. Davidson (11/8/13)  
 By Opponent .700 (7-of-10) by Wake Forest (2/7/10)

### SHOT LESS THAN 30 PERCENT FROM THE FIELD

By Duke .267 (16-of-60) vs. Oregon State (11/24/22)  
 By Opponent .278 (15-of-54) by USC Upstate (11/11/22)

### MADE 10+ THREE-POINT FIELD GOALS

By Duke **11 vs. Maine (11/4/24)**  
 By Opponent 10 by Pittsburgh (11/20/24)

### MADE 15+ THREE-POINT FIELD GOALS

By Duke **17 vs. Army West Point (11/8/24)**  
 By Opponent 18 by The Citadel (11/22/21)

### MADE 0 THREE-POINT FIELD GOALS

By Duke 0-4 vs. Hawai'i (12/30/89)  
 By Opponent 0-8 by Tennessee (11/21/11)

### HAD 30+ THREE-POINT FIELD GOAL ATTEMPTS

By Duke **38 vs. Army West Point (11/8/24)**  
 By Opponent 32 by Oral Roberts (3/16/23)

### SHOT OVER 60 PERCENT FROM THE 3-POINT LINE

By Duke .625 (10-of-16) at Florida State (2/17/24)  
 By Opponent .667 (10-of-15) by North Carolina (2/6/21)

### SHOT OVER 70 PERCENT FROM THE 3-POINT LINE

By Duke .706 (12-of-17) vs. Virginia Tech (2/21/13)  
 By Opponent .727 (8-of-11) by Georgia Tech (2/4/15)

### SHOT OVER 80 PERCENT FROM THE 3-POINT LINE

By Duke .800 (8-of-10) vs. Minnesota (11/22/12)  
 By Opponent .800 (12-of-15) by N. Carolina (3/5/83)

### SHOT LESS THAN 20 PERCENT FROM THE 3-POINT LINE

By Duke .105 (2-of-19) vs. NC State (2/28/23)  
 By Opponent .176 (3-of-17) by Louisville (2/28/24)

### MADE 30-39 FREE THROWS

By Duke 31 at Wake Forest (2/25/20)  
 By Opponent 37 by Wake Forest (2/25/20)

### MADE 40+ FREE THROWS

By Duke 40 vs. Southern Illinois (11/20/08)  
 By Opponent 42 by Wake Forest (12/20/68)

### MADE 5 OR FEWER FREE THROWS

By Duke 4 vs. Tennessee (3/18/23)  
 By Opponent 2 by Vermont (3/22/23)

### HAD 40-49 FREE THROW ATTEMPTS

By Duke 40 vs. Georgia Tech (1/4/22)  
 By Opponent 40 by Florida State (3/1/06)

### HAD 50+ FREE THROW ATTEMPTS

By Duke 54 vs. Fairfield (11/14/98)  
 By Opponent 50 by Wake Forest (2/25/20)

### SHOT OVER 90 PERCENT FROM THE FOUL LINE

By Duke .923 (12-of-13) vs. UMES (12/10/22)  
 By Opponent .944 (17-18) by Maine (11/4/24)

### SHOT 100 PERCENT FROM THE FOUL LINE

By Duke 4-of-4 at Syracuse (2/18/23)  
 By Opponent 2-of-2 by UMES (12/10/22)

### HAD 50-59 REBOUNDS

By Duke **50 vs. Army West Point (11/8/24)**  
 By Opponent 50 by North Carolina (4/2/22)

### HAD 60+ REBOUNDS

By Duke 61 vs. Saint Francis (Pa.) (12/5/17)  
 By Opponent 64 by North Carolina (3/5/16)

### FIVE PLAYERS FOULED OUT

By Duke vs. Wake Forest (2/17/08)  
 By Opponent by Portland State (11/24/17)

### HAD 20-29 ASSISTS

By Duke 22 vs. JMU (3/24/24)  
 By Opponent 21 by Miami (2/6/23)

### HAD 30+ ASSISTS

By Duke 32 vs. Evansville (12/20/17)  
 By Opponent 30 by Maryland (2/10/90)

### HAD 10+ BLOCKED SHOTS

By Duke 11 vs. Queens (12/30/23)  
 By Opponent 10 by Arkansas (11/29/23)

### HAD 15+ STEALS

By Duke 15 vs. USC Upstate (11/11/22)  
 By Opponent 15 by Miami (1/8/22)

### HAD 20+ TURNOVERS

By Duke 22 at Virginia (2/11/23)  
 By Opponent 23 by USC Upstate (11/11/22)

### HAD 30+ TURNOVERS

By Duke 33 vs. Maryland (2/9/91)  
 By Opponent 31 by Eastern Kentucky (11/25/07)

### COMMITTED 10 OR FEWER TURNOVERS

By Duke **8 vs. Army West Point (11/8/24)**  
 By Opponent 10 by Houston (3/29/24)

## THE LAST TIME IT HAPPENED | INDIVIDUAL

### 30-39 POINTS BY A PLAYER

By Duke 32, Jared McCain, vs. NC State (3/31/24)  
By Opp. 31, Cormac Ryan, North Carolina (3/9/24)

### 40+ POINTS BY A PLAYER

By Duke 40, J.J. Redick vs. Virginia (1/28/06)  
By Opp. 40, Bootsy Thornton, St. John's (1/24/99)

### 50+ POINTS BY A PLAYER

By Duke 58, Danny Ferry vs. Miami (12/10/88)  
By Opp. Never

### TWO PLAYERS SCORED 20 OR MORE POINTS

By Duke Mark Mitchell (23) & Kyle Filipowski (21)  
vs. Wake Forest (2/12/24)  
By Opp. D.J. Burns (29), DJ Horne (20),  
NC State (3/31/24)

### THREE PLAYERS SCORED 20 OR MORE POINTS

By Duke Jared McCain (23), Kyle Filipowski (22),  
Jeremy Roach (20) at North Carolina (2/3/24)  
By Opp. Armando Bacot (23), Caleb Love (22),  
RJ Davis (21), Brady Manek (20), North Carolina (3/5/22)

### FOUR PLAYERS SCORED 20 OR MORE POINTS

By Duke Jabari Parker (22), Rodney Hood (22),  
Quinn Cook (21), Rasheed Sulaimon (20)  
vs. Davidson (11/8/13)  
By Opp. Armando Bacot (23), Caleb Love (22),  
RJ Davis (21), Brady Manek (20), North Carolina (3/5/22)

### TWO PLAYERS SCORED 30 OR MORE POINTS

By Duke Gerald Henderson (35), Jon Scheyer (30)  
vs. Wake Forest (2/22/09)  
By Opp. Brian Oliver (31), Dennis Scott (31)  
Georgia Tech (3/10/90)

### 10+ FIELD GOALS MADE BY A PLAYER

By Duke 10, Jared McCain vs. JMU (3/24/24)  
By Opp. 13, D.J. Burns, NC State (3/31/24)

### 15+ FIELD GOALS MADE BY A PLAYER

By Duke 15, Matthew Hurt vs. Louisville (2/27/21)  
By Opp. 17, Al Thornton, Florida State (2/4/06)

### 20-29 FIELD GOAL ATTEMPTS BY A PLAYER

By Duke 20, Kyle Filipowski vs. NC State (3/14/24)  
By Opp. 20, Hunter Sallis, Wake Forest (2/12/24)

### 30+ FIELD GOAL ATTEMPTS BY A PLAYER

By Duke 30, RJ Barrett vs. Syracuse (1/14/19)  
By Opp. 32, Al Thornton, Florida State (2/4/06)

### PLAYER SHOT 1.000 WITH 5+ FIELD GOAL ATTEMPTS

By Duke 5-of-5, Jaylen Blakes vs. Charlotte (12/9/23)  
By Opp. 8-8, Kadin Shedrick, Virginia (2/7/22)

### PLAYER SHOT .800 WITH 10+ FIELD GOAL ATTEMPTS

By Duke 8-10 (.800), Kyle Filipowski vs. Queens (12/30/23)  
By Opp. 11-13 (.846) by Hunter Sallis, Wake Forest (2/24/24)

### PLAYER SHOT .900 WITH 10+ FIELD GOAL ATTEMPTS

By Duke 11-12 (.917), Kyle Filipowski at Pittsburgh (1/9/24)  
By Opp. 10-11 (.909), Armando Bacot, North Carolina (3/5/22)

### 5+ 3PT FIELD GOALS MADE BY A PLAYER

By Duke 5, Jared McCain vs. NC State (3/31/24)  
By Opp. 5, Jalen Rucker, Army West Point (11/8/24)

### 10+ 3PT FIELD GOAL ATTEMPTS BY A PLAYER

By Duke 11, Jared McCain vs. JMU (3/31/24)  
By Opp. 10, Claudell Harris Jr., Boston College (2/10/24)

### PLAYER SHOT .800 WITH 5+ 3PT FIELD GOAL ATTEMPTS

By Duke 4-5 (.800), Jeremy Roach  
at Virginia Tech (1/29/24)  
By Opp. 5-6 (.833), Hunter Sallis  
Wake Forest (2/24/24)

### 10+ FREE THROWS MADE BY A PLAYER

By Duke 11, Jared McCain vs. NC State (3/31/24)  
By Opp. 10, Matthew Cleveland, Florida State (12/31/22)

### 15+ FREE THROWS MADE BY A PLAYER

By Duke 15, Wendell Moore Jr., at Wake Forest (2/25/20)  
By Opp. 15, Bryant Crawford, Wake Forest (1/28/17)

### 10+ FREE THROWS ATTEMPTED BY A PLAYER

By Duke 11, Jared McCain vs. NC State (3/31/24)  
By Opp. 10, Cormac Ryan, North Carolina (3/9/24)

### 15+ FREE THROWS ATTEMPTED BY A PLAYER

By Duke 16, Paolo Banchemo vs. Georgia Tech (1/4/22)  
By Opp. 17, Au'Diese Toney, Pittsburgh (1/19/21)

### 20+ FREE THROWS ATTEMPTED BY A PLAYER

By Duke 20, Christian Laettner vs. Boston U. (1/21/92)  
By Opp. 22, Buzzy Wilkinson, Virginia (3/4/54)

### PLAYER SHOT 1.000 WITH 10+ FREE THROW ATTEMPTS

By Duke 11-of-11, Jared McCain vs. NC State (3/31/24)  
By Opp. 10-of-10, Matthew Cleveland, Florida State (12/31/22)

### 10+ REBOUNDS BY A PLAYER

By Duke 12, Kyle Filipowski vs. Vermont (3/22/24)  
By Opp. 11, Michael O'Connell, NC State (3/31/24)

### 15+ REBOUNDS BY A PLAYER

By Duke 15, Kyle Filipowski at Louisville (1/23/24)  
By Opp. 16, Mohamed Diarra, NC State (3/14/24)

### 20+ REBOUNDS BY A PLAYER

By Duke 21, Marvin Bagley III vs. Florida State (12/30/17)  
By Opp. 21, Armando Bacot, North Carolina (4/2/22)

### TWO PLAYERS WITH 10 OR MORE REBOUNDS

By Duke Cooper Flagg (11), Khaman Maluach (14)  
vs. Army West Point (11/8/24)  
By Opp. Harrison Ingram (13), Armando Bacot (10)  
North Carolina (2/3/24)

### 5+ OFFENSIVE REBOUNDS BY A PLAYER

By Duke 6, Khaman Maluach vs. Army West Point (11/8/24)  
By Opp. 5, Ja'Vier Francis, Houston (3/29/24)

### 10+ DEFENSIVE REBOUNDS BY A PLAYER

By Duke 11, Kyle Filipowski at Louisville (1/23/24)  
By Opp. 12, Mohamed Diarra, NC State (3/14/24)

### 10+ ASSISTS BY A PLAYER

By Duke 10, Tyrese Proctor vs. Pittsburgh (3/9/23)  
By Opp. 10, Dajuan Harris, Kansas (11/15/22)

### 5+ BLOCKED SHOTS BY A PLAYER

By Duke 5, Kyle Filipowski vs. Queens (12/30/23)  
By Opp. 5, Yves Missi, Baylor (12/20/23)

### 10+ BLOCKED SHOTS BY A PLAYER

By Duke 10, Shelden Williams vs. Maryland (1/11/06)  
By Opp. 10, Jay Huff, Virginia (2/29/20)

### 5+ STEALS BY A PLAYER

By Duke 5, Paolo Banchemo vs. Syracuse (3/10/22)  
By Opp. 5, Guillermo Diaz Graham, Pittsburgh (1/9/24)

### 10+ STEALS BY A PLAYER

By Duke 11, Kenny Derrard vs. Maryland (2/3/79)  
By Opp. Never

### 40 MINUTES PLAYED IN REGULATION

By Duke 40, Jared McCain vs. NC State (3/31/24)  
By Opp. 40, Leaky Black, North Carolina (3/4/23)

### 40+ MINUTES PLAYED IN A GAME

By Duke 42, Tyrese Proctor at Virginia (2/11/23)  
By Opp. 41, Reece Beekman, Virginia (2/11/23)

### 50+ MINUTES PLAYED IN A GAME

By Duke 53, Chip Engelland vs. Clemson (2/24/82)  
51, Vince Taylor vs. Clemson (2/24/82)  
By Opp. 53, Vince Hamilton, Clemson (2/24/82)  
52, Mike Eppley, Clemson (2/24/82)  
51, Fred Gillam, Clemson (2/24/82)

### DOUBLE-DOUBLE BY A PLAYER\*

By Duke Kyle Filipowski (28/14) vs. NC State (3/14/24)  
By Opp. Harrison Ingram (14/10), North Carolina (3/9/24)

### MULTIPLE DOUBLE-DOUBLES IN A GAME\*

By Duke Cooper Flagg (13/11) & Khaman Maluach (11/14)  
vs. Army West Point (11/8/24)  
By Opp. Armando Bacot (25/10) & Harrison Ingram (21/13)  
North Carolina (2/3/24)

### 20-20 GAMES (POINTS - REBOUNDS)

By Duke 32/21, Marvin Bagley III vs. Florida State (12/30/17)  
By Opp. 26/24, Sean May, North Carolina (3/6/05)

### TRIPLE-DOUBLE BY A PLAYER^

By Duke 19/10/10, Wendell Moore Jr., vs. Army (11/12/21)  
By Opp. 16/15/10 blocks, Tree Rollins, Clemson (2/23/77)

### ALL-TIME TRIPLE-DOUBLES BY A DUKE PLAYER (5)

21/18/10 assists, Art Heyman vs. Virginia (2/28/63)  
13/12/11 assists, Gene Banks vs. Lehigh (1/9/78)  
19/11/10 blocks, Shelden Williams vs. Maryland (1/11/06)  
23/11/10 assists, RJ Barrett vs. NC State (2/16/19)  
19/10/10 assists, Wendell Moore Jr., vs. Army (11/12/21)

*\*Double-doubles are points and rebounds  
unless otherwise indicated*

*^Triple-doubles are points, rebounds, and assists  
unless indicated*

## DUKE SEASON STATS

### Game Records

Record	Overall	Home	Away	Neutral
ALL GAMES	2-0	2-0	0-0	0-0
CONFERENCE	0-0	0-0	0-0	0-0
NON-CONFERENCE	2-0	2-0	0-0	0-0

### Score by Periods

Team	1st	2nd	OT	TOT
Duke	87	109	0	196
Opponents	53	67	0	120

### Team Box Score

No.	Player				Total		3-Point		F-Throw		Rebounds								PTS	AVG		
		GP-GS	MIN	AVG	FG-FGA	FG%	3FG-3FGA	3FG%	FT-FTA	FT%	OFF	DEF	TOT	AVG	PF	DQ	A	TO			BLK	STL
7	KNUEPPEL, Kon	2-2	58:22	29.2	13-23	.565	7-14	.500	4-4	1.000	3	3	6	3.0	5	0	4	2	0	2	37	18.5
2	FLAGG, Cooper	2-2	54:24	27.2	11-25	.440	2-8	.250	7-9	.778	3	15	18	9.0	4	0	8	4	3	5	31	15.5
5	PROCTOR, Tyrese	2-2	48:48	24.4	8-18	.444	7-14	.500	1-1	1.000	0	10	10	5.0	4	0	3	2	1	0	24	12.0
14	JAMES, Sion	2-0	39:09	19.6	7-14	.500	2-6	.333	7-7	1.000	1	3	4	2.0	4	0	5	2	0	4	23	11.5
1	FOSTER, Caleb	2-2	47:11	23.6	10-19	.526	2-6	.333	0-2	.000	2	1	3	1.5	2	0	6	3	0	0	22	11.0
18	GILLIS, Mason	2-0	38:27	19.2	6-10	.600	4-8	.500	2-2	1.000	0	5	5	2.5	2	0	1	2	0	4	18	9.0
9	MALUACH, Khama	2-2	39:27	19.7	7-10	.700	0-1	.000	3-5	.600	8	12	20	10.0	3	0	1	1	3	0	17	8.5
8	HARRIS, Darren	2-0	10:28	5.2	3-3	1.000	2-2	1.000	3-5	.600	0	0	0	0.0	0	0	0	0	0	1	11	5.5
55	HUBBARD, Spencer	1-0	02:31	2.5	1-1	1.000	1-1	1.000	0-0	.000	0	0	0	0.0	0	0	1	0	0	0	3	3.0
3	EVANS, Isaiah	2-0	16:07	8.1	2-5	.400	1-4	.250	1-1	1.000	0	4	4	2.0	3	0	1	1	0	0	6	3.0
6	BROWN, Maliq	2-0	40:04	20.0	2-4	.500	0-1	.000	0-2	.000	7	7	14	7.0	3	0	5	3	2	2	4	2.0
20	BEGOVICH, Neal	1-0	02:31	2.5	0-0	.000	0-0	.000	0-0	.000	0	1	1	1.0	1	0	1	0	0	0	0	0.0
13	SHEFFIELD, Cameron	1-0	02:31	2.5	0-2	.000	0-2	.000	0-0	.000	0	0	0	0.0	0	0	0	0	0	0	0	0.0
Team											4	1	5					1				
<b>Total</b>		<b>2</b>	<b>400</b>		<b>70-134</b>	<b>.522</b>	<b>28-67</b>	<b>.418</b>	<b>28-38</b>	<b>.737</b>	<b>28</b>	<b>62</b>	<b>90</b>	<b>45.0</b>	<b>31</b>	<b>0</b>	<b>36</b>	<b>21</b>	<b>9</b>	<b>18</b>	<b>196</b>	<b>98.0</b>
<b>Opponents</b>		<b>2</b>	<b>400</b>		<b>42-121</b>	<b>.347</b>	<b>11-43</b>	<b>.256</b>	<b>25-27</b>	<b>.926</b>	<b>17</b>	<b>42</b>	<b>59</b>	<b>29.5</b>	<b>34</b>	<b>1</b>	<b>15</b>	<b>27</b>	<b>2</b>	<b>16</b>	<b>120</b>	<b>60.0</b>

### Team Statistics

	DU	OPP
<b>Scoring</b>	<b>196</b>	<b>120</b>
Points per game	98.0	60.0
Scoring margin	+38.0	-
<b>Field goals-att</b>	<b>70-134</b>	<b>42-121</b>
Field goal pct	.522	.347
<b>3 point fg-att</b>	<b>28-67</b>	<b>11-43</b>
3-point FG pct	.418	.256
3-pt FG made per game	14.0	5.5
<b>Free throws-att</b>	<b>28-38</b>	<b>25-27</b>
Free throw pct	.737	.926
F-Throws made per game	14.0	12.5
<b>Rebounds</b>	<b>90</b>	<b>59</b>
Rebounds per game	45.0	29.5
Rebounding margin	+15.5	-
<b>Assists</b>	<b>36</b>	<b>15</b>
Assists per game	18.0	7.5
<b>Turnovers</b>	<b>21</b>	<b>27</b>
Turnovers per game	10.5	13.5
Turnover margin	+3.0	-
Assist/turnover ratio	1.7	0.6
<b>Steals</b>	<b>18</b>	<b>16</b>
Steals per game	9.0	8.0
<b>Blocks</b>	<b>9</b>	<b>2</b>
Blocks per game	4.5	1.0
<b>Winning streak</b>	<b>2</b>	<b>-</b>
Home win streak	2	-
<b>Attendance</b>	<b>18628</b>	<b>0</b>
Home games-Avg/Game	2-9314	0-0
Neutral site-Avg/Game	-	0-0

### Team Results

Date	Opponent		Score	Att.
11/04/2024	Maine	W	96-62	9314
11/08/2024	Army West Point	W	100-58	9314



### » RECORD BY LOCATION

<b>Atlanta</b>	<b>1-0 (1.000)</b>
New York	3-1 (.750)
Indianapolis	2-1 (.667)
Chicago	2-2 (.500)
Durham	0-1 (.000)

### » RECORD BY OPPONENT

Michigan State	4-1 (.800)
<b>Kentucky</b>	<b>3-1 (.750)</b>
Kansas	1-3 (.250)

### » CHAMPIONS CLASSIC RECORDS

<b>Duke</b>	<b>8-5 (.615)</b>
<b>Kansas</b>	<b>8-5 (.615)</b>
Kentucky	5-8 (.385)
Michigan State	5-8 (.385)



**Grayson Allen** scored a Champions Classic record and career-high 37 points in the 2017 win over Michigan State, on 7-of-11 shooting from three-point range.

### » DUKE CHAMPIONS CLASSIC RECORDS | INDIVIDUAL

#### Points

1. Grayson Allen vs. Michigan State, 11/14/17	37
2. RJ Barrett vs. Kentucky, 11/6/18	33
3. Zion Williamson vs. Kentucky, 11/6/18	28
4. Jabari Parker vs. Kansas, 11/12/13	27
5. Andre Dawkins vs. Michigan State, 11/15/11	26
6. Trevor Keels vs. Kentucky, 11/9/21	25
7. Seth Curry vs. Kentucky, 11/13/12	23
8. Luke Kennard vs. Kansas, 11/15/16	22
Cam Reddish vs. Kentucky, 11/6/18	22
10. Matthew Hurt vs. Michigan State, 12/1/20	21

#### Field Goals Made

1. RJ Barrett vs. Kentucky, 11/6/18	13
2. Grayson Allen vs. Michigan State, 11/14/17	11
Zion Williamson vs. Kentucky, 11/6/18	11
4. Trevor Keels vs. Kentucky, 11/9/21	10
5. Jabari Parker vs. Kansas, 11/12/13	9

#### Field Goals Attempted

1. RJ Barrett vs. Kentucky, 11/6/18	26
2. Grayson Allen vs. Michigan State, 11/14/17	20
Trevon Duval vs. Michigan State, 11/14/17	20
4. Jabari Parker vs. Kansas, 11/12/13	18
Trevor Keels vs. Kentucky, 11/9/21	18
Kyle Filipowski vs. Kansas, 11/15/22	18
7. Jeremy Roach vs. Kansas, 11/15/22	17

#### Field Goal Pct.

1. Zion Williamson vs. Kentucky, 11/6/18	[11-13] .846
2. Jahliil Okafor vs. Michigan State, 11/18/14	[8-10] .800
3. Luke Kennard vs. Kansas, 11/15/16	[7-10] .700
4. Quinn Cook vs. Michigan State, 11/18/14	[7-12] .583
5. Trevor Keels vs. Kentucky, 11/9/21	[10-18] .556

*Minimum 10 field goal attempts*

#### 3-Point Field Goals Made

1. Grayson Allen vs. Michigan State, 11/14/17	7
2. Andre Dawkins vs. Michigan State, 11/15/11	6
3. Jabari Parker vs. Kansas, 11/12/13	4
<b>Caleb Foster vs. Michigan State, 11/14/23</b>	<b>4</b>
5. 9x; last: Matthew Hurt vs. Kansas, 11/5/19	3

#### 3-Point Field Goal Attempts

1. Grayson Allen vs. Michigan State, 11/14/17	11
2. Andre Dawkins vs. Michigan State, 11/15/11	10
3. Cam Reddish vs. Kentucky, 11/6/18	8
4. 5x; Matthew Hurt vs. Kansas, 11/5/19	7

#### 3-Point Field Goal Pct.

1. <b>Caleb Foster vs. Michigan State, 11/14/23</b>	<b>[4-5] .800</b>
2. Grayson Allen vs. Michigan State, 11/14/17	[7-11] .636
3. Andre Dawkins vs. Michigan State, 11/15/11	[6-10] .600
Seth Curry vs. Kentucky, 11/13/12	[3-5] .600
Matt Jones vs. Kansas, 11/15/16	[3-5] .600
6. Jabari Parker vs. Kansas, 11/12/13	[4-7] .571

*Minimum five three-point field goal attempts*

#### Free Throws Made

1. Seth Curry vs. Michigan State, 11/15/11	10
2. Mark Mitchell vs. Michigan State, 11/14/23	9
3. Grayson Allen vs. Michigan State, 11/14/17	8
Matthew Hurt vs. Michigan State, 12/1/20	8
Paolo Banchemo vs. Kentucky, 11/9/21	8
6. Tyus Jones vs. Michigan State, 11/18/14	7
Cam Reddish vs. Kentucky, 11/6/18	7

#### Free Throws Attempted

1. Seth Curry vs. Michigan State, 11/15/11	12
2. Mason Plumlee vs. Michigan State, 11/15/11	10
Chase Jeter vs. Kansas, 11/15/16	10
4. Justise Winslow vs. Michigan State, 11/18/14	9
Paolo Banchemo vs. Kentucky, 11/9/21	9
Mark Mitchell vs. Michigan State, 11/14/23	9
7. 5x; last: Matthew Hurt vs. Michigan State, 12/1/20	8

#### Free Throw Pct.

1. Ryan Kelly vs. Michigan State, 11/15/11	[6-6] 1.000
Seth Curry vs. Kentucky, 11/13/12	[6-6] 1.000
Tyus Jones vs. Michigan State, 11/18/14	[7-7] 1.000
Luke Kennard vs. Kansas, 11/15/16	[6-6] 1.000
Grayson Allen vs. Michigan State, 11/14/17	[8-8] 1.000
Cam Reddish vs. Kentucky, 11/6/18	[7-7] 1.000
Matthew Hurt vs. Michigan State, 12/1/20	[8-8] 1.000
Mark Mitchell vs. Michigan State, 11/14/23	[9-9] 1.000

*Minimum six made free throws*

#### Rebounds

1. Amile Jefferson vs. Kentucky, 11/17/15	15
2. Kyle Filipowski vs. Kansas, 11/15/22	14
3. Matthew Hurt vs. Michigan State, 12/1/20	13
4. Wendell Carter, Jr. vs. Michigan State, 11/14/17	12
5. Jack White vs. Kentucky, 11/6/18	11

#### Assists

1. Trevon Duval vs. Michigan State, 11/14/17	10
2. Tre Jones vs. Kentucky, 11/6/18	7
Tre Jones vs. Kansas, 11/5/19	7
4. Quinn Cook vs. Michigan State, 11/18/14	6
RJ Barrett vs. Kentucky, 11/6/18	6
<b>Tyrese Proctor vs. Michigan State, 11/14/23</b>	<b>6</b>

#### Steals

1. Trevon Duval vs. Michigan State, 11/14/17	6
2. Seth Curry vs. Michigan State, 11/15/11	4
Andre Dawkins vs. Michigan State, 11/15/11	4
Cam Reddish vs. Kentucky, 11/6/18	4
Joey Baker vs. Michigan State, 12/1/20	4

#### Blocked Shots

1. Amile Jefferson vs. Kentucky, 11/17/15	6
2. Mason Plumlee vs. Michigan State, 11/15/11	3
Ryan Kelly vs. Kentucky, 11/13/12	3
Chase Jeter vs. Kansas, 11/15/16	3
Mark Williams vs. Kentucky, 11/9/21	3
6. Mason Plumlee vs. Kentucky, 11/13/12	2
Jahliil Okafor vs. Michigan State, 11/18/14	2
Javin DeLaurier vs. Michigan State, 11/14/17	2
Vernon Carey Jr. vs. Kansas, 11/5/19	2
Jalen Johnson vs. Michigan State, 12/1/20	2
Kyle Filipowski vs. Michigan State, 11/14/23	2

#### Minutes Played

1. Matt Jones vs. Kansas, 11/15/16	40
Grayson Allen vs. Michigan State, 11/14/17	40
3. Tre Jones vs. Kansas, 11/5/19	39
Jeremy Roach vs. Kansas, 11/15/22	39
<b>Tyrese Proctor vs. Michigan State, 11/14/23</b>	<b>39</b>
6. Seth Curry vs. Michigan State, 11/15/11	38
Andre Dawkins vs. Michigan State, 11/15/11	38
Rodney Hood vs. Kansas, 11/12/13	38
Grayson Allen vs. Kansas, 11/15/16	38

### » DUKE IN THE CHAMPIONS CLASSIC (8-5)

DATE	OPPONENT	LOCATION	RESULT	LEADING DUKE SCORER
11/15/11	Michigan State	New York, N.Y.	W, 74-69	Andre Dawkins, 26
11/13/12	Kentucky	Atlanta, Ga.	W, 75-68	Seth Curry, 23
11/12/13	Kansas	Chicago, Ill.	L, 83-94	Jabari Parker, 27
11/18/14	Michigan State	Indianapolis, Ind.	W, 81-71	Quinn Cook, 19
11/17/15	Kentucky	Chicago, Ill.	L, 63-74	Jefferson & Jones, 16
11/15/16	Kansas	New York, N.Y.	L, 75-77	Luke Kennard, 22
11/14/17	Michigan State	Chicago, Ill.	W, 88-81	Grayson Allen, 37
11/6/18	Kentucky	Indianapolis, Ind.	W, 118-84	RJ Barrett, 33
11/5/19	Kansas	New York, N.Y.	W, 68-66	Tre Jones, 15
12/1/20	Michigan State	Durham, N.C.	L, 69-75	Matthew Hurt, 21
11/9/21	Kentucky	New York, N.Y.	W, 79-71	Trevor Keels, 25
11/15/22	Kansas	Indianapolis, Ind.	L, 64-69	Kyle Filipowski, 17
11/14/23	Michigan State	Chicago, Ill.	W, 74-65	Caleb Foster, 18





# DUKE BASKETBALL

## 2024-25 RADIO/TV ROSTER



**1 • CALEB FOSTER**  
G | 6-5 | 197 | So.  
Harrisburg, N.C.  
Notre Dame (Calif.)



**2 • COOPER FLAGG**  
G/F | 6-9 | 205 | Fr.  
Newport, Maine  
Montverde Academy



**3 • ISAIAH EVANS**  
G/F | 6-6 | 175 | Fr.  
Fayetteville, N.C.  
North Mecklenburg HS



**5 • TYRESE PROCTOR**  
G | 6-6 | 183 | Jr.  
Sydney, Australia  
NBA Global Academy



**6 • MALIQ BROWN**  
F | 6-9 | 222 | Jr.  
Culpeper, Va.  
Blue Ridge HS  
Syracuse Univ.



**7 • KON KNEUPEL**  
G/F | 6-7 | 217 | Fr.  
Milwaukee, Wis.  
Wisconsin Lutheran HS



**8 • DARREN HARRIS**  
G/F | 6-6 | 203 | Fr.  
Herndon, Va.  
St. Paul VI Catholic HS



**9 • KHAMAN MALUACH**  
C | 7-2 | 250 | Fr.  
Rumbek, South Sudan  
NBA Academy Africa



**13 • CAMERON SHEFFIELD**  
G/F | 6-6 | 204 | Gr.  
Alpharetta, Ga.  
Chattahoochee HS  
Rice Univ.



**14 • SION JAMES**  
G | 6-6 | 220 | Gr.  
Sugar Hill, Ga.  
Lanier HS  
Tulane Univ.



**18 • MASON GILLIS**  
F | 6-6 | 225 | Gr.  
New Castle, Ind.  
New Castle HS  
Purdue Univ.



**20 • NEAL BEGOVICH**  
F | 6-9 | 230 | Gr.  
San Francisco, Calif.  
St. Ignatius College Prep  
Stanford Univ.




**21 • PATRICK NGONGBA II**  
C | 6-11 | 250 | Fr.  
Manassas, Va.  
St. Paul VI Catholic HS




**52 • STANLEY BORDEN**  
C | 7-0 | 241 | Sr.  
Istanbul, Turkey  
Istanbul Int'l Community School



**55 • SPENCER HUBBARD**  
G | 5-8 | 157 | Gr.  
Los Angeles, Calif.  
Harvard Westlake HS




**JON SCHEYER**  
Head Coach  
Duke '10  
12th Season at Duke / 3rd as Head Coach



**CHRIS CARRAWELL**  
Associate Head Coach  
Duke '00  
7th Season at Duke



**JAI LUCAS**  
Associate Head Coach  
Texas '11  
3rd Season at Duke



**WILL AVERY**  
Assistant Coach  
Duke '23  
2nd Season at Duke



**EMANUEL DILDY**  
Assistant Coach  
Eastern Illinois '05  
2nd Season at Duke