



LOUISVILLE

2024-25 MEN'S BASKETBALL GAME NOTES

PRIMARY MEDIA CONTACT: Dana Brown, Assistant Director • dana@gocards.com • (317) 752-6161

LOUISVILLE (6-4, 0-1 ACC) VS. #5 KENTUCKY (9-1, 0-0 SEC)

Saturday, December 14 | 5:15 p.m. ET
Lexington, Ky. | Rupp Arena (20,500)

LISTEN [Cardinal Sports Network](#)

- Paul Rogers (pxp), Bob Valvano (analysis)

WATCH [ESPN](#)

- Dan Shulman (pxp), Jay Bilas (analysis)

LIVE STATS [Kentucky Statbroadcast](#)

OFFICIALS

- Ron Groover, A.J. Desai, Trey Styons

OCTOBER

21	Young Harris (EXH)	ACCNX	W, 106-59
28	Spalding (EXH)	ACCNX	W, 99-54

NOVEMBER (5-2)

4	Morehead State	ACCNX	W, 93-45
9	#12 Tennessee	ACCN	L, 77-55
19	Bellarmine	ACCNX	W, 100-68
22	Winthrop	ACCNX	W, 76-61
27	#14/15 Indiana (1)	ESPN	W, 89-61
28	West Virginia (1)	ESPN	W, 79-70 OT
29	Oklahoma (1)	ESPN	L, 69-64

DECEMBER (1-2)

3	#23/20 Ole Miss (2)	ACCN	L, 86-63
8	#9 Duke*	ACCN	L, 76-65
11	UTEP	ACCNX	W, 77-74
14	at #5 Kentucky	ESPN	5:15 p.m.
21	at Florida State*	The CW	2 p.m.
28	Eastern Kentucky	The CW	12 p.m.

JANUARY (0-0)

1	North Carolina*	ACCN	6 p.m.
4	at Virginia*	ACCN	4 p.m.
7	Clemson*	ESPN2/U	7 p.m.
11	at Pittsburgh*	ESPN2	12 p.m.
14	at Syracuse*	ACCN	7 p.m.
18	Virginia*	ESPN2/U	12 p.m.
21	at SMU*	ACCN	9 p.m.
28	Wake Forest*	ACCN	7 p.m.

FEBRUARY (0-0)

1	at Georgia Tech*	The CW	3:45 p.m.
5	at Boston College*	ACCN	7 p.m.
8	Miami*	ESPN2	2 p.m.
12	at NC State*	ESPN2/U	7 p.m.
16	at Notre Dame*	ACCN	8 p.m.
22	Florida State*	The CW	12 p.m.
25	at Virginia Tech*	ACCN	9 p.m.

MARCH (0-0)

1	Pittsburgh*	ESPN2	6 p.m.
5	Cal*	ACCN	9 p.m.
8	Stanford*	ESPNU	2 p.m.

(*) ACC Game

(1) Battle 4 Atlantis (Paradise Island, Bahamas)

(2) SEC/ACC Challenge 2024 (Louisville, Ky.)

KEY PAGES

Page 2 | Media Resources
Page 3 | Roster/Staff
Page 4 | Ranking Summary

Page 5 | ACC Information
Pgs. 5-8 | Notes
Pgs. 9-10 | Last Time it Happened

Page 12-13 | Pat Kelsey
Pgs. 14-30 | Player Bios
Page 43 | Radio/TV Roster

PRIOR TO PLAYING

Louisville men's basketball is set for the 57th edition of the Battle of the Bluegrass on Saturday evening when it takes on No. 5 Kentucky in Lexington. The game will be broadcast on ESPN at 5:15 p.m.

The Cardinals recently beat UTEP 77-74 on Wednesday night to get back in the win column. The Wildcats have won back-to-back games, the most recent being against Colgate, also on Wednesday night.

This is the fifth game Louisville has played against ranked competition this season. The Cardinals are 98-88 all-time against current SEC membership.

Louisville trails 17-39 in the all-time series, with a 5-21 record in Lexington. The Cardinals last won in the series on Dec. 26, 2020 and last won in Lexington on Jan. 5, 2008. **The full series between the two teams can be found on Page 44.**

CARDINAL NOTES

- Both **Noah Waterman** and **Aly Khalifa** on the Louisville squad played for Kentucky head coach Mark Pope last season at BYU. While Khalifa is redshirting, Waterman will face former teammate Jaxson Robinson on the court.
- Senior guard **Chucky Hepburn** was named ACC Player of the Week on Dec. 2 and was one of five Oscar Robertson National Players of the Week after his stellar performance in the Battle 4 Atlantis. **See 'Hepburn's Hot Hand' on Page 7.**
- Louisville could play six ranked teams before January 2. **See 'Stiff Competition' on Page 6.**
- Louisville's 89-61 victory over No. 14/15 Indiana in the quarterfinals of the Battle 4 Atlantis was Louisville's first win over a ranked team since beating No. 19/20 Virginia Tech 73-71 on Jan. 6, 2021. It's the highest ranked opponent the Cards have beat since beating No. 3 Duke 79-73 on Jan. 18, 2020.
- In the win over Indiana, UofL's **Chucky Hepburn** logged 16 points, 10 assists and seven steals. He's the first DI player with at least those marks since Markquis Nowell of Kansas State did it against West Virginia with 23 points on Dec. 31, 2022.
- All four of Louisville's losses are to teams now in the top 20 in the AP Poll: No. 1 Tennessee, No. 4 Duke, No. 13 Oklahoma and No. 19 Ole Miss.
- As of Dec. 13, Louisville is seventh in the country in three point attempts per game (31.8) and 40th in turnovers forced per game (15.5). **Chucky Hepburn** is second in the country in steals per game at 3.20, and third in total steals with 32. **Reyne Smith** is 24th in the country in 3-pointers per game at 3.3 and 11th in total three point attempts. **Find the full ranking summary on Page 4.**
- Against Winthrop on Nov. 22, Louisville logged 10 blocks, including seven in the first half. Sophomore **James Scott** blocked five on his own. The 10 total, seven in a half and Scott's five were all the first time those feats happened for the Cardinals since March 7, 2018 against Florida State.
- Fifth-year senior forward **Kasean Pryor** tore his ACL and will be out for the remainder of the 2024-25 season.
- Junior guard **Koren Johnson** tore his labrum and will be out for the remainder of the 2024-25 season.
- Louisville has 11 players who were on teams that played in the 2024 NCAA Tournament. The roster in total has made 14 NCAA Division I Tournament appearances at their previous schools, playing in 20 NCAA Tournament games across their careers.

INSIDE THE MATCHUP



LOUISVILLE CARDINALS

2024-25 Record	6-4 (0-1 ACC)
Ranking	NR
2024-25 NCAA NET	61
Last Game	W, 77-74 vs. UTEP
Head Coach	Pat Kelsey
Career Record	267-126 (13th season)
Record at School	6-4 (First season)
Leading Scorer	Chucky Hepburn (14.1 ppg)
Leading Rebounder	J'Vonne Hadley (8.0 rpg)
Leading Assists	Chucky Hepburn (4.8 apg)



KENTUCKY WILDCATS

2024-25 Record	9-1 (0-0 SEC)
Ranking	5
2024-25 NCAA NET	5
Last Game	W, 78-67 vs. Colgate
Head Coach	Mark Pope
Career Record	196-109 (10th season)
Record at School	9-1 (First season)
Leading Scorer	Otega Oweh (15.6 ppg)
Leading Rebounder	Amari Williams (9.2 rpg)
Leading Assists	Lamont Butler (3.9 apg)

MEDIA CONTACT: This information has been prepared to aid you in covering the Cardinals this season. Additional information is available through Dana Brown UofL's primary men's basketball contact (cell: 317-752-6161, email dana@gocards.com).

MEDIA CREDENTIALS: To obtain credentials for a UofL home contest, please make the request via the credential link at gocards.com/mbbmedia or through Dana Brown (dana@gocards.com). Credentials are held at Media Will Call, located inside the Suite Entrance on the Second Street side of the KFC Yum! Center (front right side of the arena). Credentials will not be mailed. Passes are limited to WORKING MEDIA ONLY. The media room is located on the event level, the first door to the right after entering the Suite Entrance/Media Entrance. Media seating is either at courtside or at tables in designated corner areas of the arena in Section 120.

INTERNET ACCESS: Wireless internet access is available throughout the KFC Yum! Center. A password is required for special media access. Wired connections are also available in the media room.

TELEPHONES: Media desiring personal phone service should have a phone installed through the KFC Yum! Center by calling (502) 690-9000 in advance. Please list Dana Brown as the contact for placement.

PHOTO: Photographers are limited to working within designated boxes on the baseline at each end of the court. An upper photo area position may be provided if requested in advance. Photo work space, equipped with wired internet access, is available within the media work room (two digital photo rooms). Specific protocols will be provided to those who receive limited credentials.

PARKING: Limited media parking is available in garages within one block of the KFC Yum! Center. Some require a pass to have in hand in advance, others are operated from a list supplied by UofL. Requests should be made well in advance to Dana Brown.

NOTES/STATS: Game notes and statistics will be available online at www.GoCards.com/mbbmedia. Live statistics will be available during the event

online on GoCards.com, the CardsMobile app and Louisville.statbroadcast.com. A pdf of the final statistics will be posted postgame on GoCards.com. Broadcast personnel will have access to a computer monitor displaying live game statistics throughout the game.

MEDIA ROOM: The KFC Yum! Center media room will open two hours prior to tipoff and will close two hours after conclusion of the game. Only those who make special arrangements with Dana Brown (dana@gocards.com) in advance will be permitted in the media areas any earlier. If you anticipate needing additional time postgame, you may wish to work from home or another location.

FOOD/REFRESHMENTS: A pregame buffet meal and fountain drinks are planned on game day through our partnership with our concessionaire Centerplate.

POSTGAME: Louisville head coach Pat Kelsey and select Cardinal players will be available to the media postgame as soon as possible following the NCAA-mandated cooling off period. Please coordinate with the visiting SID to confirm their planned postgame protocol. If agreed to by the visiting coach, that coach will come to the interview room at a time which best fits their postgame schedule.

INTERVIEWS: Coach Pat Kelsey (or an assistant coach) and selected players are generally available by news conference prior to each game, schedule permitting. That availability may take place in person, online or in a hybrid format. To request a specific interview with Coach Kelsey or a player, please email Dana Brown (dana@gocards.com).

INTERNET SERVICES: UofL is partnered with Sidearm Sports to host its official athletic site. Located at GoCards.com, the web site contains updated game notes, cumulative statistics, box scores from previous games, weekly video interviews with Coach Pat Kelsey and selected players, and many other resources. Information is also available with UofL's CardsMobile app, available for both iPhone and Android users. The media guide is also available online in both a pdf and interactive format. The Atlantic Coast Conference site is located at www.theacc.com.

FOLLOW THE CARDINALS



James Scott
J'Vonnie Hadley
Koren Johnson
Cole Sherman
Terrence Edwards Jr.
Reyne Smith
Kasean Pryor
Kobe Rodgers
Patrick Antonelli
Frank Anselem-Ibe
Aly Khalifa
Chucky Hepburn
Aboubacar Traore
Aidan McCool
Spencer Legg
Noah Waterman

jvonnehadley_
korenjohnson3
colesherman_
fg_fatt
reynesmith
1kasean
koberodgers11
patantonelli2
the2kfranky
aly_khalifa15
chuckyhepburn



oojamesellis
jvonnehadley
korenjohnson3
colesherman5
rixh.fatt
_reynesmith
_kaseannnn
koberodgers11
patrickantonelli2
the2kfranky
alykhalifa15
chucky.hepburn
mr_kader
aidanmccool12
spencerlegg
watermannoah

Pat Kelsey
Brian Kloman
Ronnie Hamilton
Thomas Carr
Mike Cassidy
Jermaine Ukaegbu
Eli Foy

patkelsey
coach_kloman
coachrhamilton
coach__carr

pat_kelsey

coach_carr
mikecassidy7
watchme_coach
coach_foyboi

FOLLOW LOUISVILLE BASKETBALL



LouisvilleMBB



/GoCards

GoCards.com

2024-25 DIGITAL MEDIA CENTER

Scan the QR Code
or visit link below
to access guide
at GoCards.com



<https://GoCards.com/MBBMedia>

2024-25 ROSTER

NUMERICAL ROSTER

No.	Name	Pos.	Ht.	Wt.	Yr.	Exp.	Hometown (Prev. School)
0	James Scott	F	6-11	220	So.	TR	Fayetteville, N.C. (College of Charleston)
1	J'Vonne Hadley	G	6-6	215	5th	TR	St. Paul, Minn. (Colorado)
3	Koren Johnson	G	6-2	175	Jr.	TR	Seattle, Wash. (Washington)
4	Cole Sherman	G	5-11	190	Jr.	TR	Louisville, Ky. (Northern Kentucky)
5	Terrence Edwards Jr.	G/F	6-6	205	5th	TR	Atlanta, Ga. (James Madison)
6	Reyne Smith	G	6-2	190	Sr.	TR	Ulverstone, Australia (College of Charleston)
7	Kasean Pryor	F	6-10	225	5th	TR	Chicago, Ill. (South Florida)
9	Khani Rooths	F	6-8	205	Fr.	HS	Washington, D.C. (IMG Academy)
11	Kobe Rodgers	G	6-3	185	Sr.	TR	Cincinnati, Ohio (College of Charleston)
12	Patrick Antonelli	G	5-11	170	5th	TR	Mount Pleasant, S.C. (Emory & Henry)
13	Frank Anselem-Ibe	C	6-10	220	5th	TR	Lagos, Nigeria (Georgia)
15	Aly Khalifa	C	6-11	275	Sr.	TR	Alexandria, Egypt (BYU)
24	Chucky Hepburn	G	6-2	190	Sr.	TR	Omaha, Neb. (Wisconsin)
25	Aboubacar Traore	F	6-5	205	Sr.	TR	Abidjan, Côte D'Ivoire (Long Beach State)
33	Aidan McCool	G	6-3	170	5th	2L	Charleston, S.C. (Maryland)
55	Spencer Legg	G	6-7	200	Jr.	TR	Washington, D.C. (College of Charleston)
93	Noah Waterman	F	6-11	230	6th	TR	Savannah, N.Y. (BYU)

COACHING AND SUPPORT STAFF

Name	Title	Alma Mater (Year)	Year at UofL
Pat Kelsey	Head Coach	Xavier (1998)	First Year
Brian Kloman	Assistant Coach	Tennessee (2002)	First Year
Ronnie Hamilton	Assistant Coach	Duke (2002)	First Year
Thomas Carr	Assistant Coach	Pfeiffer (2008)	First Year
Mike Cassidy	Assistant Coach	ACPE (2018)	First Year
Jermaine Ukaegbu	Dir. of Player Personnel/Assistant Coach	Winthrop (2019)	First Year
Eli Foy	Head Strength & Conditioning Coach/Chief of Staff	Arizona (2014)	First Year
Mitch Johnson	Director of Operations	Cincinnati (2021)	First Year
Peyton Siva	Dir. of Player Development/Alumni Relations	Louisville (2013)	First Year
Braden Connor	Special Assistant to the Head Coach	Thomas More (2021)	First Year
Tom Pupavac	Creative Director	Winthrop (2021)	First Year
Jonah Wexler	Director of Video & Analytics	College of Charleston (2024)	First Year
Katie Creznic	Associate Athletic Trainer	Messiah (2013)	First Year
Stephanie Davis	Executive Assistant	Louisville (2015)	23rd year
Charlie Champagne	Graduate Manager	Christian Brothers (2023)	First year
Jacob Monesson	Graduate Manager	LSU (2024)	First year
Logan Padgett	Graduate Manager	Manhattan (2024)	First year
Kyle Zunic	Graduate Manager	Winthrop (2021)	First year

PLAYER/COACH PRONUNCIATION GUIDE

Name	Pronunciation
Frank Anselem-Ibe	AN-suh-lum EE-bay (like Ebay)
J'Vonne Hadley	juh-VON
Koren Johnson	CORE-in
Kasean Pryor	KAY-sin (rhymes with Jason)
Khani Rooths	kuh-NAI
Reyne Smith	RAIN
Aboubacar Traore	uh-BOO-buh-car TRY-or-ay
Brian Kloman	KLOH-man
Jermaine Ukaegbu	oo-KAY-boo
Tom Pupavac	PUP-uh-vack

PRONUNCIATIONS

Trouble with pronunciations? Check out the Ear It pronunciations for the Cardinals from the men's basketball roster on GoCards.com. The links next to player names on the roster are supplied by TheNameEngine.com, an interactive audio service that provides proper audio pronunciations. Pronunciations are also available [HERE](#) on YouTube.

TEAM RANKING SUMMARY (THRU 12/12)

Statistic	LOUISVILLE			KENTUCKY		
	National Rank	Conference Rank	Value	National Rank	Conference Rank	Value
Assist/Turnover Ratio	248	13	1.03	4	3	1.99
Assists per game	212	10	13.5	11	1	19.1
Bench points per game	80	3	27.3	61	7	28.6
Blocks per game	174	13	3.3	13	2	5.6
Effective FG pct	248	14	.497	40	7	.563
Fastbreak points	329	16	6.1	11	2	17.9
Field goal percentage	279	14	42.5	45	7	48.7
Field goal percentage defense	191	13	43.1	40	6	38.8
Fouls per game	158	8	16.7	81	5	15.7
Free throw attempts per game	61	5	23.2	139	13	20.3
Free throw percentage	178	13	71.1	122	6	73.4
Free throws made per game	65	6	16.5	125	13	14.9
Rebound margin	97	7	4.7	34	5	8.0
Rebounds (defensive) per game	195	10	25.4	2	1	32.6
Rebounds (offensive) per game	48	2	13.4	102	7	12.2
Rebounds per game	79	5	38.8	3	1	44.8
Scoring defense	124	8	68.7	163	15	70.3
Scoring margin	135	8	7.4	12	4	20.8
Scoring offense	177	12	76.1	1	1	91.1
Steals per game	95	4	8.1	210	12	6.8
Three point attempts per game	7	1	31.8	38	3	28.7
Three point percentage	344	17	27.0	113	8	35.5
Three point percentage defense	239	14	33.9	7	1	26.3
Three pointers per game	119	3	8.6	31	2	10.2
Turnover margin	93	8	2.4	164	12	1.1
Turnovers forced per game	40	2	15.5	306	13	10.7
Turnovers per game	253	15	13.1	19	6	9.6
Winning percentage	142	9	60.0	9	4	90.0

AROUND THE ACC

CARDS IN 2024-25 ACC STATISTICS (thru 12/12)

CATEGORY	TEAM	PLAYERS (PLACE IN ACC, VALUE)
Scoring Offense	12th, 76.1	Hepburn (17th, 14.1)
Scoring Defense	8th, 68.70	--
Scoring Margin	8th, +7.40	--
Free Throw %	13th, .711	Hepburn (6th, .840)
Field Goal %	14th, .425	N/A
FG% Defense	13th, .431	--
3-Point FG%	17th, .270	Smith (4th, .371)
3-Point FG Made	3rd, 8.60	Smith (1st, 3.3)
3-Pt. FG% Def.	14th, .339	--
Reb. Offense	5th, 38.80	Hadley (6th, 8.0)
Reb. Defense	t-11th, 34.10	--
Reb. Margin	7th, +4.70	--
Offensive Rebs.	2nd, 13.40	Hadley (t-7th, 2.7)
Defensive Rebs.	10th, 25.40	Hadley (10th, 5.3)
Blocked Shots	13th, 3.30	Scott (t-13th, 1.0)
Assists	10th, 13.56	Hepburn (6th, 4.8)
Steals	t-4th, 8.0	Hepburn (1st, 3.2)
TO Margin	8th, +2.40	--
A/TO Ratio	13th, 1.03	Hepburn (15th, 1.6)
Minutes Played	--	Hepburn (13th, 32.01)

2024-25 PRESEASON ACC MEDIA POLL

- Duke (42), 956
 - North Carolina (11), 924
 - Wake Forest (1), 800
 - Clemson, 765
 - Virginia, 743
 - Miami, 659
 - Pitt, 636
 - NC State, 550
 - Louisville, 518**
 - Notre Dame, 462
 - Syracuse, 454
 - Georgia Tech, 433
 - SMU, 344
 - Virginia Tech, 252
 - Florida State, 251
 - California, 206
 - Stanford, 165
 - Boston College, 116
- First-place votes in parentheses*



2024-25 ACC STANDINGS (thru 12/12)

	[--ACC--]		[--Overall--]	
	W-L	PCT	W-L	PCT
1. Clemson	1-0	1.000	9-1	.900
Pitt	1-0	1.000	9-2	.818
Duke	1-0	1.000	8-2	.800
SMU	1-0	1.000	8-2	.800
Stanford	1-0	1.000	8-2	.800
Wake Forest	1-0	1.000	8-3	.727
NC State	1-0	1.000	7-3	.700
North Carolina	1-0	1.000	5-4	.556
Notre Dame	1-0	1.000	6-5	.545
10. Florida State	0-1	.000	7-3	.700
Boston College	0-1	.000	6-4	.600
California	0-1	.000	6-4	.600
Louisville	0-1	.000	6-4	.600
Virginia	0-1	.000	6-4	.600
Syracuse	0-1	.000	5-4	.556
Georgia Tech	0-1	.000	4-5	.444
Virginia Tech	0-1	.000	4-6	.400
Miami	0-1	.000	3-7	.300

NOTES ON THE PROGRAM

TRADITION OF WINNING

Louisville has an all-time record of 1,790-1,015 in 111 seasons of intercollegiate basketball. The Cardinals rank among the top-15 all-time in winning percentage (does not include 123-3 record vacated by NCAA). The Cardinals played their first official men's basketball game on Jan. 28, 1912 when they lost 35-3 to Louisville YMCA, but did not field teams in 1916-17, 1922-23 or 1942-43. The Cardinals have produced winning seasons in 73 of the last 79 years, including winning 20 or more games in 18 of the last 22 seasons and 30 or more in three of the last 13 years in on court results.

TOURNAMENT SUCCESS

UofL is tied for eighth nationally with eight Final Four appearances. No other school went to the Final Four four times during the 1980s, and Louisville won two NCAA titles in that decade, winning the national championship in 1980 and 1986. Louisville's 39 NCAA Tournament appearances are tied for eighth best all-time, and its 102 NCAA Tournament games ranks 10th for most played in the event (61-41 record) (does not include four NCAA appearances, a 15-3 record, two Final Fours and the 2013 national championship vacated by the NCAA). The Cards have reached the Sweet 16 on 17 occasions and have advanced to the Elite Eight 11 times.

Most All-Time Final Four Appearances

Team	Final Four Appearances
North Carolina	21
UCLA	18
Kentucky	17
Duke	17
Kansas	16
Ohio State	10
Michigan State	10
Louisville	8
Indiana	8

PRO CARDS

The Cardinals have had 77 players drafted by the NBA, including 25 first-round selections. David Johnson was the latest Cardinal chosen with the 47th pick in the 2021 draft by the Toronto Raptors. Donovan Mitchell was UofL's latest first round selection in the 2017 draft as the 13th overall pick by the Denver Nuggets and was subsequently traded to the Utah Jazz. He's now with the Cleveland Cavaliers and is a five-time NBA All-Star. Jordan Nwora (2021) and Damion Lee (2022) have both won NBA championships, and Carlik Jones was the 2022-23 G League Most Valuable Player. Nineteen Cardinals have played in the NBA over the last 10 years, while at least 22 former UofL players are expected to play professionally this year in the NBA, G League or overseas.

More info on Cardinals in the NBA Draft: <https://uofl.me/3geNA8o>

Louisville Players on Active NBA Roster Currently

Player	2024-25 Team	Years in League
Terry Rozier	Miami Heat	10
Damion Lee	Phoenix Suns	8
Donovan Mitchell	Cleveland Cavaliers	8

CROWD SUPPORT

Louisville has ranked among the top seven nationally in average home attendance in 40 of the last 43 years. UofL has played 14 full seasons in its spectacular home, the 22,090 seat KFC Yum! Center in downtown Louisville. The Cardinals have a 193-62 record in 14 seasons in the KFC Yum! Center (.760). Louisville attracted approximately 4.2 million fans in its first 14 years in the Yum! Center, including a total attendance of 298,846 in 18 games in 2019-20 (last year pre-COVID).

CHAMPIONSHIP GUESTS

The eventual national champion has played in Louisville's home arena, the KFC Yum! Center, in seven of the arena's 14 seasons in existence. Louisville faced eventual champions Connecticut (2011, 2014), Duke (2015) and Virginia (2019) in home games, Kentucky (2012) won a pair of games in the 2012 NCAA second and third rounds in the KFC Yum! Center, 2016 champion Villanova won the NCAA South Regional in Louisville, and UofL won the 2013 itself (later vacated).

NATIONAL SPOTLIGHT

The Cardinals are one of the most televised teams in college basketball. UofL games will be televised on national networks during the 2024-25 regular season on double-digit occasions. Every possible UofL game over the past 41 years has been televised on either a live or delayed basis – a total of over 1,300 games – including over 600 national television appearances.

AMERICA'S TOP BASKETBALL MARKET

Louisville is consistently the highest-rated television market for college basketball. Louisville has been the top market for more than 20 years since organizations began tracking the data. Louisville's 4.2 rating during the 2018-19 season was well above the next closest market (Knoxville with a 2.9 rating). Louisville has historically been the top television market for the NCAA Tournament as well.

AT HOME IN THE TOP 25

The Cardinals have been ranked on 656 occasions in the AP poll, sixth most all-time. Louisville has been among the top ten on 302 occasions, including 14 times in the 2019-20 season. Louisville's No. 1 ranking in the Dec. 2 and 9, 2019, Associated Press polls were just the third and fourth times UofL has ever been ranked as the No. 1 team in the nation in the AP poll. The other two were March 16, 2009 in the final AP poll of the season; and Jan. 14, 2013. UofL has been ranked as the No. 1 team in the nation in the coaches poll on five occasions, including twice in 2019-20. The other three were in the 1986-87 preseason UPI coaches poll; in the ESPN/USA Today poll on March 15, 2009; and in the final USA Today coaches poll of 2012-13 on April 8, 2013.

All-Time Finishes in the AP Final Poll Top 15

Team	Top-15 Finishes
Kentucky	49
North Carolina	47
Duke	47
Kansas	40
UCLA	35
Arizona	26
Louisville	25
Cincinnati	20
Michigan	20
Michigan State	20

RANKED COMPETITION

Louisville has won 46 of its last 117 games against AP ranked opponents. The Cardinals most recently broke a 16-game losing streak and beat No.

14/15 Indiana in its last Top 25 matchup. UofL has a 63-83 record against Top 25 teams over the last 15 years. The Cards have been victorious 10 of the last 30 times they have faced an AP top-five foe. UofL has won 23 of its last 62 games when facing Top 10 teams.

NON-CONFERENCE DOMINANCE

UofL has a 257-82 record (.757) against non-conference opponents over the last 24 seasons (includes postseason), including a 187-27 record in home regular season non-conference games. The Cardinals are 111-18 at home in regular season non-conference games over the last 15 seasons.

STIFF COMPETITION

Louisville could play six ranked teams all before January 2. UofL played No. 12 Tennessee on Nov. 9 in the KFC Yum! Center in front of 16,976 fans. The Cardinals beat No. 14/15 in the quarterfinals of the Battle 4 Atlantis tournament. Louisville played No. 23/20 Ole Miss, then opened ACC play with No. 9 Duke. The Cards will follow it up with No. 5 Kentucky before ringing in the New Year against North Carolina, who was in the AP Top 25 the first five weeks of the season.

THE 1K CLUB

Louisville is tied for second nationally, behind North Carolina, with 69 all-time 1,000 point scorers. Jordan Nwora (1,294 points in three seasons) was the latest Cardinal to reach that milestone in 2019-20.

Programs with Most 1,000-Point Career Scorers

Team	1,000-Point Scorers
North Carolina	81
Louisville	69
Duke	69
Villanova	67
Notre Dame	67
Kansas	66
Syracuse	65

ACADEMIC STANDARD

The Cards have attained a collective 3.0 GPA in 27 of the last 32 semesters. They posted a 3.017 team GPA for the entire 2023-24 academic year. UofL was recognized in July as a recipient of the Team Academic Excellence Award from the National Association of Basketball Coaches (NABC). In order to receive the award, a program must achieve a team GPA of 3.0 or higher for the previous academic year.

NOTES ON GAMES

BATTLED IN PATLANTIS

Louisville took its second trip to the Bahamas to compete in the Battle 4 Atlantis Nov. 27-29. The Cardinals opened the trip with a resounding 89-61 victory over No. 14/15 Indiana. Against Indiana, Louisville's 23 assists were its most since having 23 in a 90-66 win against Syracuse on Feb. 19, 2020. It's 15 steals were the most since logging 15 in a 77-54 win over Georgia Tech on Feb. 8, 2018. Next, UofL beat West Virginia 79-70 in its first overtime game of the season. It was UofL's largest margin of victory in an overtime game since beating North Carolina 78-68 on Jan. 31, 2015, and the biggest overtime win away from home since beating West Virginia 82-71 in double overtime on March 8, 2007, in the Big East Tournament. Louisville eventually fell in the Battle 4 Atlantis Championship 69-64 against undefeated Oklahoma.

BIG WINNERS

Louisville's 48-point season-opening victory over Morehead State on Nov. 4 was Louisville's largest margin of victory since a 104-54 win vs. Southern on Nov. 13, 2018, and largest in a season opener since a 92-38 win vs. South Alabama on Nov. 18, 2001.

FLYING IN THE FIRST HALF

Louisville's 48 first-half points against Bellarmine on Nov. 19 were the most since leading Eastern Kentucky 50-32 at halftime on Dec. 14, 2019.

DEFENSIVE PROWESS

In its season opener against Morehead State on Nov. 4, the Cardinals held the Eagles to a 23.1% clip from the floor. It's the lowest field goal percentage of any Louisville opponent since Nov. 13, 2015 when the Cards held Samford to 21.0%.

LIVING ON ISLAND TIME

The Cardinals took a foreign tour trip to the Bahamas in late July/early August to compete in two exhibition games as part of the Baha Mar Hoops Summer League. Louisville won the first exhibition game played in July in the program's record, defeating the Bahamas Select team 111-59 on July 30, 2024. The Cardinals dished out 38 assists in the victory which would have been a program record in a regulation game. Louisville defeated the Calgary Dinos 111-71 on August 1 to finish off the trip.

NOTES ON THE CARDINALS

HEPBURN'S HOT HAND

Chucky Hepburn was named ACC Player of the Week on Monday, Dec. 2 after his dominant performance in the Battle 4 Atlantis. It's Louisville's first Player of the Week accolade since Feb. 20, 2023. Over the three contests, Hepburn averaged 20 points per game, shooting 62.5% from the field, netting 20 of 32 attempts. He added a 77.8% clip from the charity stripe and totaled 16 assists against just nine turnovers. He

A THIEF IN THE NIGHT

Chucky Hepburn is the first Cardinal since Russ Smith (2011-12) to log three games of six or more steals in a single season. He grabbed six against No. 12 Tennessee and West Virginia and seven against No. 14/15 Indiana.

DOUBLE-DOUBLE DEBUT

In his Louisville debut, fifth-year senior **Kasean Pryor** logged a double-double of 18 points and 12 rebounds against Morehead State on Nov. 4. He is one of seven Cardinals since 1965 to produce a double-double in their first time on the court in a Louisville uniform. Others include Chane Behanan (14 and 12, 11/11/11), David Padgett (17 and 10, 12/3/05), Marvin Stone (19 and 11, 12/18/02), Greg Minor (16 and 10, 11/23/91), Larry Williams (10 and 14, 11/29/75) and Wes Unseld (19 and 28, 12/1/65).

THE OLDEST KIDS ON THE BLOCK

The Cardinals are one of the more experienced teams in the country this season. Between the 17-man roster, the average amount of years in college basketball is 3.0 years with just two underclassmen on the roster. The Cards have 12 players designated as seniors this season, tied with Western Kentucky for the most on any team in men's DI college basketball. Louis-

ville is one of four programs with seven or more fifth-year seniors or older.

School	5th Years	6th Years	7th Years	Total
Oklahoma State	7	1	0	8
Louisville	6	1	0	7
Charlotte	5	1	1	7
Wichita State	5	2	0	7

UNDERCLASSMEN UNDERDOGS

Louisville has just two underclassmen in freshman Khani Rooths and sophomore James Scott. Louisville is one of just 11 schools in DI that has two or fewer underclassmen on their roster, and the only Power Four school in that list. Nicholls and Texas Southern have zero, Florida A&M has one and Texas State, Northern Arizona, Wagner, Howard, NC Central, Mississippi Valley State and FIU all have two like Louisville.

WINNERS WIN

Louisville has 11 players who were on teams that played in the 2024 NCAA Tournament. The roster in total has made 14 NCAA Division I Tournament appearances at their previous schools, playing in 20 NCAA Tournament games across their careers. Louisville has 12 players that were on teams that won 20 or more games in the 2023-24 season.

NEW NUMERALS

For the first time since 1955, there will be Louisville Cardinals wearing single-digits above the numeral of 5. Reyne Smith will don the number 6, **Kasean Pryor** 7 and **Khani Rooths** 9. For the first time ever, the number 93 will be worn by a Cardinal on the court as **Noah Waterman** dons that jersey.

THE TOP TRANSFER CLASS

According to On3, Louisville had the top transfer class in the country after overhauling its roster. Louisville was amongst the top transfer classes by other recruiting services, including 247Sports who placed the Cardinals at 27th in the country.

HE'S HIM

UofL's **Chucky Hepburn** has 103 career starts at the Division I level, tying him for 15th most starts among active DI players entering 2024-25.

Name	School	Starts
Johni Broome	Auburn	128
Hunter Dickinson	Kansas	122
Marques Warrick	Missouri	121
Chris Youngblood	Alabama	118
Tyler Patterson	Montana State	118
Brandon Whitney	Montana	116
Mark Sears	Alabama	114
Rienk Mast	Nebraska	111
Dajuan Harris Jr.	Kansas	111
Julian Larry	Texas	108
Sion James	Duke	107
Andrew Carr	Kentucky	105
Steven Cowl	Wisconsin	104
Clifford Omoruyi	Alabama	104
Chucky Hepburn	Louisville	103
Ryan Kalkbrenner	Creighton	103

ONLY ONE REMAINS

Louisville returns just a single letterwinner to its roster in walk-on **Aidan McCool**. The program returns virtually 0% in all statistical categories from 2023-24. Louisville is one of five programs in the country returning 0% in scoring, rebounding and minutes played; the Cardinals are joined by DePaul, IU Indy, Iona and Kentucky.

MINUTES ON MINUTES ON MINUTES

UofL has 11 active scholarship players headed into the 2024-25 season as **Kobe Rodgers** and **Aly Khalifa** intend to rehab injuries and redshirt. The 11 players have logged 19,989 Division I minutes prior to the start of the 2024-25 season. This roster has played the most DI minutes of any Louisville roster since Denny Crum's 1981-82 Final Four squad that started their season with 13,298.

Most experienced UofL teams dating back to 1977 (combined Division I minutes entering 2024-25)

1. **2024-25 - 19,989 minutes**
2. 1981-82 - 13,298 minutes
3. 2018-19 - 12,717 minutes
4. 2008-09 - 12,559 minutes
5. 2002-03 - 11,745 minutes
6. 2021-22 - 11,660 minutes
7. 1985-86 - 10,998 minutes
8. 2019-20 - 10,995 minutes
9. 2007-08 - 10,970 minutes
10. 1988-89 - 10,859 minutes

POURING IN POINTS

Seven of the new Cardinals rank among the top-19 career scorers to transfer to UofL, with four of those players having scored at least 1,000 points in their Division I careers.

Most Division I points scored prior to transferring to UofL

1. 1,552 - Carlik Jones
2. 1,538 - Damion Lee
3. **1,414 - Terrence Edwards Jr.**
4. 1,343 - Mason Faulkner
5. 1,283 - Christen Cunningham
6. 1,271 - Charles Minlend
7. **1,212 - Reyne Smith**
8. 1,204 - Jarrod West
9. 1,098 - Trey Lewis
10. 1,060 - Tony Hicks
11. **1,033 - Aboubacar Traore**
12. **1,013 - Chucky Hepburn**
13. 958 - Fresh Kimble
14. 933 - Noah Locke
15. 919 - Khwan Fore
16. **861 - Noah Waterman**
17. **800 - Aly Khalifa**
18. 604 - Luke Hancock
19. **603 - J'Vonne Hadley**

A MELTING POT

Louisville has players hailing from 11 different states/districts: Georgia (1), Illinois (1), Kentucky (1), Minnesota (1), Nebraska (1), Ohio (1), New York (1), North Carolina (1), South Carolina (2), Washington (1) and Washington, D.C. (2). Louisville adds four countries other than the United States as well as **Reyne Smith** hails from Australia, **Aly Khalifa** from Egypt, **Frank**

Anselem-Ibe from Nigeria and **Aboubacar Traore** from Côte D'Ivoire. The Cardinals are one of just eight programs across the country that have 11 or more states represented on their roster: Army (16), Navy (14), Missouri (12), Vanderbilt (12), Kansas (11), Indiana (11) and Milwaukee (11). The service academies do not have a roster limit, therefore Army and Navy have 27 and 29 players on their rosters, respectively.

NOTES ON THE STAFF

CHAMPIONSHIP CALIBER

Head coach Pat Kelsey has won 11 total conference championships across his 266-126 career record, including four NCAA Tournament bids. Kelsey has recorded winning seasons in 11 of his 12 complete seasons as a head coach.

Season	School	Record
2012-13	Winthrop	14-17
2013-14	Winthrop	20-13
2014-15	Winthrop	19-13
2015-16	Winthrop	23-9
2016-17	Winthrop	26-7
2017-18	Winthrop	19-12
2018-19	Winthrop	18-12
2019-20	Winthrop	24-10
2020-21	Winthrop	23-2
2021-22	Charleston	17-15
2022-23	Charleston	31-4
2023-24	Charleston	27-8

SQUAD STICKS TOGETHER

Head coach Pat Kelsey brought his entire staff that was previously at Charleston including current assistants Brian Kloman, Thomas Carr, Mike Cassidy Jermaine Ukaegbu and support staff members Eli Foy, Mitch Johnson, Braden Connor, Tom Pupavac, Jonah Wexler and Katie Creznic. The only new full-time staff members integrated into the staff were assistant coach Ronnie Hamilton, Director of Player Development/Alumni Relations Peyton Siva and executive assistant Stephanie Davis.

BACK TO THEIR ROOTS

Multiple staff members have ties back to the ACC prior to coming to Louisville. Head coach Pat Kelsey got his collegiate start in the ACC as the Director of Operations then as an assistant coach under Skip Prosser at Wake Forest. Assistant Thomas Carr also had a stint at NC State.

MISCELLANEOUS STATS

	2024-25	Career*
10+ POINT GAMES		
Chucky Hepburn	7	7
Reyne Smith	6	6
J'Vonne Hadley	6	6
Terrence Edwards Jr.	6	6
Kasean Pryor	4	4
James Scott	4	4
Noah Waterman	3	3
Khani Rooths	1	1
20+ POINT GAMES		
Terrence Edwards Jr.	3	3
Reyne Smith	1	1
Kasean Pryor	1	1
Chucky Hepburn	1	1
30+ POINT GAMES		
Chucky Hepburn	1	1
10+ REBOUND GAMES		
J'Vonne Hadley	3	3
James Scott	1	1
Kasean Pryor	1	1
Noah Waterman	1	1
10+ ASSIST GAMES		
Chucky Hepburn	1	1
DOUBLE-DOUBLES		
J'Vonne Hadley	3	3
Chucky Hepburn	1	1
Kasean Pryor	1	1
Noah Waterman	1	1
James Scott	1	1
TRIPLE-DOUBLES		
GAMES LED UoFL IN SCORING		
Chucky Hepburn	4	4
Terrence Edwards Jr.	3	3
Reyne Smith	2	2
Noah Waterman	1	1
Kasean Pryor	1	1
J'Vonne Hadley	1	1
GAMES LED UoFL IN REBOUNDING		
J'Vonne Hadley	6	6
James Scott	3	3
Kasean Pryor	2	2
Reyne Smith	1	1
Noah Waterman	1	1
GAMES LED UoFL IN ASSISTS		
Chucky Hepburn	9	9
Kasean Pryor	3	3
J'Vonne Hadley	1	1
GAMES LED UoFL IN BLOCKED SHOTS		
James Scott	3	3
Kasean Pryor	3	3
Khani Rooths	3	3
Noah Waterman	3	3
Aboubacar Traore	2	2
J'Vonne Hadley	1	1
GAMES LED UoFL IN STEALS		
Chucky Hepburn	7	7
Kasean Pryor	2	2
Khani Rooths	1	1
Terrence Edwards Jr.	1	1

*career includes Louisville games only

LOUISVILLE RECORD BY SITUATION

CATEGORY	2024-25	UNDER KELSEY
All games	6-4	6-4
Conference games	0-1	0-1
Non-conference games	6-3	6-3
Postseason games	0-0	0-0
Home	4-3	4-3
Away	0-0	0-0
Neutral site	2-1	2-1
vs. Top 10 opponents	0-1	0-1
vs. Top 25 opponents	1-2	1-2
vs. Unranked opponents	5-1	5-1
Winning the tip	2-4	2-4
Losing the tip	4-0	4-0
Scoring first	2-3	2-3
Opponent scores first	4-1	4-1
Leading at halftime	4-1	4-1
Trailing at halftime	2-3	2-3
Tied at halftime	0-0	0-0
Leading with 5:00 to play	6-0	6-0
Trailing with 5:00 to play	0-3	0-3
Tied with 5:00 to play	0-1	0-1
In overtime	1-0	1-0
Games decided by ≤3 pts.	1-0	1-0
Games decided by 4-10 pts.	1-1	1-1
Games decided by 11+ pts.	4-3	4-3
Shooting 50% or higher	2-0	2-0
Shooting 40-49%	3-0	3-0
Shooting less than 40%	1-4	1-4
Opp. shooting 50% or higher	1-2	1-2
Opp. shooting 40-49%	2-2	2-2
Opp. shooting less than 40%	3-0	3-0
Make more 3FG than opp.	4-1	4-1
Make fewer 3FG than opp.	2-2	2-2
3FG made are even	0-1	0-1
Attempt more FT than opp.	5-3	5-3
Attempt fewer FT than opp.	1-1	1-1
FT attempts are even	0-0	0-0
More rebounds than opp.	4-2	4-2
Fewer rebounds than opp.	2-2	2-2
Rebounds are even	0-0	0-0
More assists than opp.	4-0	4-0
Fewer assists than opp.	1-4	1-4
Assists are even	1-0	1-0
Commit more TOs than opp.	1-3	1-3
Commit fewer TOs than opp.	5-1	5-1
Turnovers are even	0-0	0-0
Scoring 100+ points	1-0	1-0
Scoring 90-99 points	1-0	1-0
Scoring 80-89 points	1-0	1-0
Scoring 70-79 points	3-0	3-0
Scoring 60-69 points	0-3	0-3
Scoring fewer than 60 points	0-1	0-1
Allowing 100+ points	0-0	0-0
Allowing 90-99 points	0-0	0-0
Allowing 80-89 points	0-1	0-1
Allowing 70-79 points	2-2	2-2
Allowing 60-69 points	3-1	3-1
Allowing fewer than 60 pts.	1-0	1-0
Following a win	3-2	3-2
Following a loss	2-2	2-2
More bench points than opp.	6-2	6-2
Fewer bench pts. than opp.	0-2	0-2
Bench points are even	0-0	0-0
in November	5-2	5-2
in December	1-2	1-2
in January	0-0	0-0
in February	0-0	0-0
in March	0-0	0-0
on Monday	1-0	1-0
on Tuesday	1-1	1-1
on Wednesday	2-0	2-0
on Thursday	1-0	1-0
on Friday	1-1	1-1
on Saturday	0-1	0-1
on Sunday	0-1	0-1
In white core uniforms	5-3	5-3
In black core uniforms	1-0	1-0
In red core uniforms	0-0	0-0
In specialty uniforms	0-1	0-1

LAST TIME IT HAPPENED (TEAM)

A LOUISVILLE TEAM:

Was ranked	1/25/21
Associated Press Poll (No. 25), Coaches Poll (No. 23)	
Received votes in a national poll	12/2/24
Associated Press Poll (RV)	
Played a ranked team	12/3/24
(L) 86-63 vs. No. 23/20 Ole Miss	
Beat a ranked team	11/27/24
(W) 89-61 vs. No. 14/15 Indiana	
Won 5+ straight	12/22/20 - 1/13/21 (5)
Won 10+ straight	1/7/20 - 2/8/20 (10)
Won 15+ straight	2/14/13 - 11/23/13 (21)
Won 20+ straight	2/14/13 - 11/23/13 (21)
Lost 5+ straight	2/13/24 - 3/9/24 (7)
Scored 100 pts	11/19/24
(W) 100-68 vs. Bellarmine	
Scored 100 pts on the road	1/24/17
(W) 106-51 at Pittsburgh	
Scored 100 pts and lost	2/9/13
(L) 104-101 (5OT) at No. 25/RV Notre Dame	
Allowed 100 pts	2/9/13
(L) 104-101 (5OT) at No. 25/RV Notre Dame	
Allowed 100 pts at home	2/11/01
(L) 106-72 vs. Charlotte	
Allowed 100 pts and won	3/4/74
(W) 117-107 vs. Illinois State	
Scored fewer than 50 pts	11/22/22
(L) 70-38 vs. #21/20 Texas Tech	
Allowed fewer than 50 pts	11/4/24
(W) 93-45 vs. Morehead State	
Scored 60 points in a half	12/5/15
(W) 111-63 vs. Grand Canyon	
Allowed 60 points in a half	12/20/97
(L) 94-86 vs. Georgia Tech	
Scored fewer than 20 pts in a half	1/27/24
(L) 69-52 vs. Virginia (13 pts, first half)	
Allowed fewer than 20 pts in a half	11/4/24
(W) 93-45 vs. Morehead State (14 pts, first half)	
Grabbed 60 or more rebounds	11/17/14
(W) 88-39 vs. Jacksonville State	
Allowed 60 or more rebounds	1/4/94
(W) 132-87 vs. George Mason	
Back-to-back 20-point wins	2020
11/29/20 • (W) 86-64 vs. Prairie View A&M	
12/1/20 • (W) 75-54 vs. Western Kentucky	
30-point win	11/19/24
(W) 100-68 vs. Bellarmine	
Back-to-back 30-point wins	2016
12/10/16 • (W) 102-71 vs. Texas Southern	
12/17/16 • (W) 87-56 vs. Eastern Kentucky	
40-point win	11/4/24
(W) 93-45 vs. Morehead State	
Back-to-back 40-point wins	2012
12/4/12 • (W) 80-38 at College at Charleston	
12/8/12 • (W) 99-47 vs. Missouri-Kansas City	
50-point win	11/13/18
(W) 104-54 vs. Southern	

60-point win	11/24/14
(W) 87-26 vs. Savannah State	
70-point win	12/2/44
(W) 99-27 vs. Georgetown College	
30-point loss	11/22/22
(L) 70-38 vs. Texas Tech	
Played in OT game	11/28/24
(W) 79-70 (OT) vs. West Virginia	
Played in a 2OT game	1/16/18
(W) 82-78 (2OT) at Notre Dame	
Played in a 3OT game	2/9/13
(L) 104-101 (5OT) at No. 25/RV Notre Dame	
Played in back-to-back OT games	2018
11/23/18 • (L) 77-74 (OT) vs. Marquette	
11/27/18 • (W) 82-78 (OT) vs. No. 9/8 Michigan State	
Had 5 players in double figures	11/19/24
(W) 100-68 vs. Bellarmine	
Had 6 players in double figures	2/10/24
(W) 79-67 vs. Georgia Tech	
Had 7 players in double figures	12/17/11
(W) 95-87 vs. Memphis	
Had 8 players in double figures	Never
Has not happened	
Had 2 double-figure rebounders	12/11/24
J'Vonne Hadley (12) and James Scott (11)	
Had two 20-point scorers	11/19/24
Terrence Edwards Jr. (26) and Kasean Pryor (21) vs. Bellarmine	
Had three 20-point scorers	11/26/23
(W) 90-84 (OT) vs. New Mexico State	
Had two 25-point scorers	2/3/24
Brandon Huntley-Hatfield (29) and Ty-Laur Johnson (27) vs. Florida State	
Had 15+ 3FGs	2/1/22
15-of-35 vs. North Carolina	
Allowed 15+ 3FGs	2/17/24
15-of-31 at Pitt	
Held opponent under 35.0% shooting	11/27/24
33.3% (21-of-63) vs. No. 14/15 Indiana	
Recorded 25+ assists	12/31/13
28 at Central Florida	
Recorded 10+ blocks	11/22/24
10 vs. Winthrop	
Recorded 15+ blocks	12/6/17
15 vs. Siena	
Committed fewer than 5 TOs	3/6/21
3 vs. No. 21/20 Virginia	
Committed 25+ TOs	1/31/09
26 vs. West Virginia	
Forced 25+ TOs	12/5/14
25 vs. Florida International	
Shot 60% from the field	11/29/20
60.9% (28-of-46) vs. Prairie View A&M	
Shot 70% from the field	2/27/93
70.0% (35-of-50) vs. No. 16/17 Tulane	
Shot 90% from FT line (min. 10)	11/9/24
100% (13-of-13) vs. No. 12 Tennessee	

LAST TIME IT HAPPENED (INDIVIDUAL)

A LOUISVILLE INDIVIDUAL:

Scored 25 pts	11/28/24
Chucky Hepburn (32) vs. West Virginia	
Scored 30 pts	11/28/24
Chucky Hepburn (32) vs. West Virginia	
Scored 40 pts	3/14/14
Russ Smith (42) vs. Houston	
Scored 50 pts	Never
Record is 45 by Wes Unseld vs. Georgetown College, 12/1/67	
Scored 20 pts in a half	1/30/24
Tre White (21, 2nd half) at Clemson	
Had 15 rebounds	12/17/22
Sydney Curry (19) vs. Florida A&M	
Had 20 rebounds	12/1/01
Ellis Myles (23) vs. Tennessee State	
Had 25 rebounds	1/17/70
Mike Grosso (26) vs. Stetson	
Had 20 pts and 20 rebs	2/27/88
Pervis Ellison (21 pts, 22 rebs) at Virginia Tech	
Had 10 assists	11/27/24
Chucky Hepburn (10 assists) vs. No. 14/15 Indiana	
Had 5 blocks	11/22/24
James Scott (5) vs. Winthrop	
Had 5 steals	11/28/24
Chucky Hepburn (6) vs. West Virginia	
Had a double-double	12/11/24
J'Vonne Hadley (13 p, 12 r) & James Scott (11 p, 11 r) vs. UTEP	
Two players had a double-double	12/11/24
J'Vonne Hadley (13 p, 12 r) & James Scott (11 p, 11 r) vs. UTEP	
Had a triple-double	1/19/08
Terrence Williams (10 pts, 10 rebs, 10 asts) at Seton Hall	
Had a four-point play	11/22/24
Reyne Smith vs. Winthrop	

AN OPPOSING INDIVIDUAL:

Scored 30 pts	2/17/24
Blake Hinson, Pitt (41)	
Scored 40 pts	2/17/24
Blake Hinson, Pitt (41)	
Scored 20 pts in a half	2/17/24
Blake Hinson, Pitt (27 pts, 1st half)	
Had 15 rebounds	1/23/24
Kyle Filipowski, Duke (15)	
Had 20 rebounds	2/1/22
Armando Bacot, North Carolina (22)	
Had 20 pts and 20 rebs	11/23/94
Dwayne Whitfield, Jackson State (24 pts, 21 rebs)	
Had 10 assists	12/21/23
Reed Sheppard, Kentucky (11)	
Had 5 blocks	2/13/24
Quentin Post, Boston College (6)	
Had 5 steals	2/7/24
Maliq Brown, Syracuse (6)	
Had a double-double	12/8/24
Cooper Flagg, Duke (20 points, 12 rebounds)	

TOP LOUISVILLE EFFORTS SINCE 2002-03

Longest winning streak (single-season): 17 games (2002-03)

Longest winning streak (multiple-season span): 21 games (last 16 G of 2012-13, first 5 G of 2013-14)

Longest conference winning streak: 10, three times -- 2008-09, 2012-13, & 2019-20 seasons

Longest losing streak: 10 games (2022-23)

Longest conference losing streak: 10 games (2022-23)

Most points scored in a game: 114 vs. Western Kentucky, 12-22-10 (UL 114, WKU 82)

Fewest points scored in a game: 38 vs. #21/20 Texas Tech, 11-22-22 (TTU 70, UL 38)

Most points allowed in a game: 104 vs. Notre Dame, 2-9-13 (UND 104, UL 101, 5 ot)

Fewest points allowed in a game: 26 vs. Savannah State, 11-24-14 (UL 87, SSU 26)

Fewest points allowed in a conference game: 31 vs. Rutgers, 3-13-14 (UL 92, RU 31)

Largest margin of victory: 64 vs. Morehead St., 12-27-04 (UL 104, MSU 40)

Largest margin of victory in a conference game: 61 vs. Rutgers, 3-13-14 (UL 92, RU 31)

Largest losing margin: 37 at Wisconsin, 12-19-20 (UW 85, UL 48)

Fewest points scored in a win: 45 vs. Cleveland State, 11-26-14 (UL 45, CSU 33)

Most points allowed in a win: 93 vs. UMBC, 11-6-23 (UL 94, UMBC 93)

Most points scored in a loss: 101 vs. Notre Dame, 2-9-13 (UND 104, UL 101, 5 ot)

Fewest points allowed in a loss: 52 vs. Drexel, 12-14-10 (DU 52, UL 46); vs. Syracuse, 2-13-12 (SU 52, UL 51); vs. Virginia, 2-17-15 (UVa 52, UL 47)

Largest deficit overcome to win a game: 20 vs. West Virginia, 3-26-05 (UL 18, WVU 38)

Largest lead given up in a loss: 23 vs. Duke, 2-12-19 (UL 59, DU 36)

Highest shooting percentage: .667 vs. North Carolina Central, 11-17-19 (UL 87, UNCC 58)

Highest shooting percentage in a conference game: .652 vs. Pittsburgh, 1-25-15 (UL 80, Pitt 68)

Lowest shooting percentage: .224 vs. #21/20 Texas Tech, 11-22-22 (TTU 70, UL 38)

Lowest shooting percentage in a conference game: .259 vs. Syracuse, 2-20-19 (Syracuse 69, UL 49)

Highest 3-point percentage: .778 vs. Memphis, 2-4-04 (UL 58, UM 62)

Highest 3-point percentage in a conference game: .778 vs. Memphis, 2-4-04 (UL 58, UM 62)

Lowest 3-point percentage: .000 vs. Pittsburgh, 2-11-15 (UL 69, Pitt 56)

Lowest 3-point percentage in a conference game: .000 vs. Pittsburgh, 2-11-15 (UL 69, Pitt 56)

Most 3-pointers: 22 vs. Hartford, 11-17-07 (UL 104, UH 69)

Free throws made: 42 vs. Nicholls, 11-8-18 (in 55 attempts; UL 85, NSU 72)

Most assists: 34 vs. VMI, 12-23-04 (UL 107, VMI 56)

Most blocked shots: 18 vs. Holy Cross, 12-7-03 (UL 56, HC 40)



HEAD COACH PAT KELSEY

CAREER RECORD: 267-126
RECORD AT LOUISVILLE: 6-4 (FIRST SEASON)

PAT KELSEY FILE

PERSONAL

Born: May 15, 1975 (49 years old)
Hometown: Cincinnati, Ohio
Alma Mater: Xavier (1998)
Wife: Lisa
Children: Ruthie, Caroline, Johnny

COACHING CAREER

1998-2001: Assistant Coach, Elder (Ohio) HS
2001-04: Director of Basketball Ops, Wake Forest
2004-09: Assistant Coach, Wake Forest
2009-11: Associate HC, Xavier
2012-21: Head Coach, Winthrop
2021-24: Head Coach, College of Charleston
2024-current: Head Coach, Louisville

Pat Kelsey, a proven program builder who's won nearly 70% of his career games, was named the new men's basketball head coach at the University of Louisville on March 28, 2024.

Kelsey's contract with the Cardinals will be for five years, extending through the 2028-29 season.

Kelsey has been a dominant winner across his 12+ seasons as a head coach, including the last three at College of Charleston and the previous nine at Winthrop. He boasts an impressive 267-126 record (67.9%) across his head coaching career with 11 total conference championships and four NCAA Tournament bids.

The Cincinnati native Kelsey is the 24th head coach in Louisville's 110-year history, and the 10th in the past 79 years.

In 2023-24, College of Charleston finished 27-8, claimed the Coastal Athletic Conference regular season and tournament titles, and earned a No. 13 seed in the NCAA Tournament before falling to fourth-seeded Alabama.

The Cougars became the first team in seven years to win back-to-back CAA titles. Kelsey was named the league's Coach of the Year, in addition to three All-CAA player honors and a Sixth Man of the Year award for Bryce Butler.

College of Charleston ranked in the top 25 nationally last season in 3-point attempts per game (3rd, 30.6), made 3-pointers per game (8th, 10.5), bench points per game (11th, 30.1), winning percentage (18th, 77.1), rebounds per game (20th, 39.8), assist-to-turnover ratio (22nd, 1.5) and offensive rebounds per game (23rd, 13.1).

During his second season at the helm in Charleston, the Cougars set numerous records with a 31-4 mark and the program's first CAA title since 2008. They won 20 straight games, claimed the 2022 Charleston Classic and spent four weeks in the AP Top 25, peaking at No. 18. Kelsey was named the USBWA and NABC District Coach of the Year, and was on the Naismith Coach of the Year Watch List.

Kelsey arrived in Charleston from Winthrop, where he became the fifth all-time winningest coach in the history of the Big South Conference. He averaged 20.7 wins per game in nine seasons in Rock Hill, S.C., compiling more overall wins and conference wins than any other team in the league.

In his final season at Winthrop, Kelsey guided the Eagles to a 23-2 campaign, a school-record 21-game win streak, a Big South tournament title and a trip to the NCAA Tournament where they fell to Villanova. Kelsey was named 2021 Big South Coach of the Year.

Kelsey also led Winthrop to NCAA Tournament berths in 2020 (canceled due to the COVID-19 pandemic) and 2017.

A two-time finalist for the Skip Prosser Man of the Year Award and finalist for the 2021 Jim Phelan Coach of the Year Award, Kelsey compiled a 186-95 (.662) overall record and an impressive 110-46 (.705) mark in conference play at Winthrop. The Eagles also won the Big South regular-season title four times in 2016, 2017, 2020 and 2021.

In all, 16 Winthrop players were selected all-conference, while three were tabbed Big South Player of the Year, one Big South Freshman of the Year and two Big South Tournament Most Valuable Player honors.

ACCOLADES AND ACCOMPLISHMENTS

CHAMPIONSHIPS

- **BIG SOUTH REGULAR SEASON CHAMPIONS:** 2016, 2017, 2020, 2021
- **BIG SOUTH TOURNAMENT CHAMPIONS:** 2017, 2020, 2021
- **CAA REGULAR SEASON CHAMPIONS:** 2023, 2024
- **CAA TOURNAMENT CHAMPIONS:** 2023, 2024

POSTSEASON EXPERIENCE

AS HEAD COACH

- **NCAA:** 2017 (First Round), 2021 (First Round), 2023 (First Round), 2024 (First Round)

AS ASSISTANT

- **NCAA:** 2005 (Second Round), 2009 (First Round), 2010 (Sweet 16), 2011 (Second Round)

AWARDS

- **CAA COACH OF THE YEAR:** 2024
- **USBWA DISTRICT COACH OF THE YEAR:** 2023
- **NABC DISTRICT COACH OF THE YEAR:** 2023
- **BIG SOUTH COACH OF THE YEAR:** 2021

Prior to Winthrop, Kelsey served as associate head coach at his alma mater Xavier from 2009-11. Before that, he worked at Wake Forest as assistant coach (2004-09) and director of basketball operations (2001-04). He began his coaching career at Elder High School in Cincinnati as an assistant from 1998-2001.

Kelsey graduated cum laude in 1998 from Xavier University with a bachelor's degree in business administration and marketing. He began his collegiate playing career at the University of Wyoming, before transferring and playing three seasons at point guard for the Musketeers from 1995-98.

Kelsey and his wife, Lisa, have three children: Ruthie, Caroline and Johnny.

PAT KELSEY CAREER RECORD BY OPPONENT

	at Winthrop	at Charleston	at UofL	Total		at Winthrop	at Charleston	at UofL	Total
Alabama	0-1	0-1		0-2	UNC Greensboro	1-0			1-0
Alabama State	2-0			2-0	UNC Wilmington		3-5		3-5
App State	1-0			1-0	North Carolina		0-2		0-2
Auburn	1-2			1-2	North Carolina A&T		2-0		2-0
Barber-Scotia	1-0			1-0	North Carolina Central	0-2			0-2
Bellarmino			1-0	1-0	NC State	0-1			0-1
Boston College			0-0	0-0	Northeastern		5-0		5-0
Brevard	1-0			1-0	North Greenville		1-0		1-0
Butler	0-1			0-1	Notre Dame			0-0	0-0
California			0-0	0-0	Ohio	1-0			1-0
Campbell	13-4	2-0		15-4	Ohio State	0-1			0-1
Central Pennsylvania College	1-0			1-0	Oklahoma			0-1	0-1
Charleston Southern	14-5			14-5	Oklahoma State		0-1		0-1
Chattanooga		2-0		2-0	Old Dominion		2-0		2-0
Clemson	1-0			1-0	Ole Miss			0-1	0-1
Coastal Carolina	5-5	3-0		8-5	Pfeiffer	3-0			3-0
Colorado State	0-1	1-0		1-1	Pitt			0-0	0-0
Davidson	0-1	1-0		1-1	Prairie View	1-0			1-0
Dayton	0-2			0-2	Presbyterian	16-2	2-0		18-2
Delaware		4-1		4-1	Radford	9-10			9-10
Drexel		2-2		2-2	Rhode Island		1-0		1-0
Duke	0-1		0-1	0-2	Richmond		1-0		1-0
Duquesne		0-1		0-1	Rio Grande	1-0			1-0
East Tennessee State	1-3			1-3	Reinhardt	2-0			2-0
Eastern Kentucky			0-0	0-0	Roanoke	1-0			1-0
Elon	1-0	5-0		6-0	Saint Joseph's		1-0		1-0
Ferrum	2-0			2-0	Saint Louis	1-0			1-0
Florida Atlantic		0-1		0-1	Saint Mary's (CA)	1-0			1-0
Florida State	0-2			0-2	San Diego State		0-1		0-1
Fresno State	0-1			0-1	Savannah State	1-1			1-1
Furman	3-1	0-1		3-2	South Carolina State	1-0	1-0		2-0
Gardner-Webb	15-6			15-6	South Carolina Upstate	8-0			8-0
Georgia	0-2			0-2	SMU			0-0	0-0
Georgia Southern	3-0			2-0	Southeastern Louisiana	1-1			1-1
Georgia Tech			0-0	0-0	Southern Illinois	1-1			1-1
Greensboro	1-0			1-0	SIUE	2-0			2-0
Hampton	6-3	3-0		9-3	St. Andrews	1-0			1-0
Hartford	1-0			1-0	Stanford			0-0	0-0
High Point	11-6			11-6	Stetson		1-1		1-1
Hiwassee	1-0			1-0	Stony Brook		4-0		4-0
Hofstra		3-3		3-3	Syracuse			0-0	0-0
Illinois	1-0			1-0	Tennessee			0-1	0-1
Indiana			1-0	1-0	Tennessee Tech	1-1			1-1
Indiana State	0-1			0-1	TCU	0-1			0-1
Iona		1-0		1-0	The Citadel		2-0		2-0
Jacksonville State	1-1			1-1	Towson		5-3		5-3
James Madison	1-1	0-2		1-3	Truett-McConnell	1-0			1-0
Kent State		2-0		2-0	Tulane		2-0		2-0
Kentucky	0-1			0-1	UTEP			1-0	1-0
Liberty	8-3	1-0		9-3	Vanderbilt	0-1			0-1
Lipscomb		1-0		1-0	Vermont		0-1		0-1
Little Rock	1-0			1-0	Villanova	0-1			0-1
Lenoir-Rhyne	1-0			1-0	Virginia			0-0	0-0
Longwood	15-2			15-2	VCU	0-3			0-3
Loyola (MD)		1-0		1-0	Virginia Intermont	1-0			1-0
Manhattan	1-0			1-0	Virginia Military Institute	1-1			1-1
Mars Hill	2-0			2-0	Virginia Tech	0-1	1-0		1-1
Maryland	0-1			0-1	Wake Forest			0-0	0-0
Maryland Eastern Shore	1-0			1-0	Warren Wilson	1-0			1-0
Miami			0-0	0-0	West Virginia			1-0	1-0
Mid-Atlantic Christian	1-0			1-0	William & Mary		5-0		5-0
Monmouth		3-0		3-0	Winthrop			1-0	1-0
Montreat		1-0		1-0	Wofford	0-2			0-2
Morehead State			1-0	1-0	Wyoming		0-1		0-1
New Hampshire	0-1			0-1	Totals	186-95	75-27	6-4	267-126
UNC Asheville	12-7			12-7	2024-25 opponents in bold				



#0 JAMES SCOTT

SOPHOMORE | FORWARD | 6-11 | 220 | TR
FAYETTEVILLE, N.C. (COLLEGE OF CHARLESTON)

Opp.	GS	Min	FG	A	Pct	3FG	A	Pct	FT	A	Pct	O	D	T	PF	FO	A	TO	S	B	Pts
MOREHEAD STATE	*	16	6	8	.750	0	1	.000	0	2	.000	2	3	5	4	1	2	0	2	1	12
TENNESSEE	*	20	0	0	.000	0	0	.000	0	0	.000	1	3	4	2	0	1	1	2	1	0
BELLARMINE	*	21	5	6	.833	0	0	.000	0	1	.000	1	7	8	3	0	2	1	0	0	10
WINTHROP	*	23	5	5	1.000	0	0	.000	2	3	.666	3	3	6	3	0	2	1	1	5	12
vs. Indiana		15	4	4	1.000	0	0	.000	0	0	.000	0	0	0	2	0	2	1	2	1	8
vs. West Virginia		15	0	1	.000	0	0	.000	1	4	.250	1	3	4	1	0	0	1	0	1	1
vs. Oklahoma		16	2	2	1.000	0	0	.000	1	3	.333	2	1	3	2	0	0	0	0	0	5
OLE MISS		22	1	1	1.000	0	0	.000	4	5	.800	3	6	9	2	0	0	1	0	1	6
DUKE*	*	26	2	2	1.000	0	0	.000	1	3	.333	5	3	8	4	0	1	1	0	0	5
UTEP	*	29	4	5	.800	0	1	.00	3	4	.750	5	6	11	3	0	1	1	1	0	11
at Kentucky																					
at Florida State*																					
EASTERN KENTUCKY																					
UNC*																					
at Virginia*																					
CLEMSON*																					
at Pitt*																					
at Syracuse*																					
VIRGINIA*																					
at SMU*																					
WAKE FOREST*																					
at Georgia Tech*																					
at Boston College*																					
MIAMI*																					
at NC State*																					
at Notre Dame*																					
FLORIDA STATE*																					
at Virginia Tech*																					
PITT*																					
CAL*																					
STANFORD*																					

SEASON/CAREER* HIGHS

POINTS

Season 12, 2x, last vs. Winthrop, 11/22/24
 Career 14, 2x, last vs. Coastal Carolina, 12/18/23*

REBOUNDS

Season 11 vs. UTEP, 12/11/24
 Career Same

FIELD GOALS

Season 6 vs. Morehead State, 11/4/24
 Career 7 vs. Coastal Carolina, 12/18/23*

FIELD GOALS ATTEMPTED

Season 8 vs. Morehead State, 11/4/24
 Career 8, 2x, last vs. Morehead State, 11/4/24

THREE-POINT FIELD GOALS

Season
 Career Same

THREE-POINT FIELD GOALS ATTEMPTED

Season 1, 2x, last vs. UTEP, 12/11/24
 Career Same

FREE THROWS

Season 4 vs. #23/20 Ole Miss, 12/3/24
 Career Same

FREE THROWS ATTEMPTED

Season 5 vs. #23/20 Ole Miss, 12/3/24
 Career Same

ASSISTS

Season 2, 4x, last vs. #14/15 Indiana, 11/27/24
 Career 2, 7x, last vs. #14/15 Indiana, 11/27/24

BLOCKED SHOTS

Season 5 vs. Winthrop, 11/22/24
 Career 5, 2x, last vs. Winthrop, 11/22/24

STEALS

Season 2, 3x, last vs. #14/15 Indiana, 11/27/24
 Career 2, 6x, last vs. #14/15 Indiana, 11/27/24

MINUTES PLAYED

Season 29 vs. UTEP, 12/11/24
 Career Same

*denotes career high from a previous school

JAMES SCOTT FILE

- Logged his first career double-double against UTEP with 11 points and 11 rebounds
- Scored 12 points in his Louisville debut against Morehead
- Transferred from the College of Charleston and previously played under Pat Kelsey
- Named to Coastal Athletic Association All-Rookie Team after averaging 5.0 points, 3.5 rebounds and 1.3 blocks per game in just 16.1 minutes per outing
- Earned CAA Rookie of the Week honors twice and reached double figures six times
- 52 of his 76 made shots were dunks, placing him in the top 25 nationally in total dunks despite his limited minutes

GETTING TO KNOW JAMES SCOTT

- Born September 11, 2005... Son of Marisa and Kelvin Scott... Has one sister Logan... Major is currently undecided
- Lettered three years in high school basketball under Bryan Tillman at E.E. Smith High School
- Chose UofL because of "the rich basketball history and good education"
- How he chose his number: "I think it looks cool on me"

- Says the best thing about being a Cardinal is "The support and love from the city"
- If a movie was made about his life, he thinks Kevin Hart should play him
- Says the person with the greatest influence on his athletic career is LeBron James; he's also the basketball player he admires the most
- The best moment of his athletic career was going to March Madness in 2024

SCOTT CAREER STATISTICS

SEASON	TEAM	GP-GS	MIN/AVG	Field Goals		3-Point		F-Throws		Rebounds				Scoring						
				FG-FGA	FG%	3FG-3FGA	3FG%	FT-FTA	FT%	OFF	DEF	TOT	AVG	PF-FO	A	TO	BLK	STL	PTS	AVG
2023-24	CC	35-4	561/16.0	76-96	.792	0-0	.000	22-50	.440	49	69	118	3.4	51-0	22	17	45	21	174	5.0
2024-25	LOU	10-6	203/20.3	29-34	.853	0-2	.000	12-25	.480	23	35	58	5.8	26-0	11	8	10	8	70	7.0
TOTAL FOR LOU		10-6	203/20.3	29-34	.853	0-2	.000	12-25	.480	23	35	58	5.8	26-0	11	8	10	8	70	7.0
TOTAL		45-10	764/17.0	105-130	.808	0-2	.000	34-75	.453	72	104	176	3.9	77-0	33	25	55	29	244	5.4



#1 J'VONNE HADLEY

5TH YEAR | GUARD | 6-6 | 215 | TR
ST. PAUL, MINN. (COLORADO)

Opp.	GS	Min	FG	A	Pct	3FG	A	Pct	FT	A	Pct	O	D	T	PF	FO	A	TO	S	B	Pts
MOREHEAD STATE	*	22	4	8	.500	3	5	.600	4	4	1.000	1	2	3	0	0	3	0	0	1	15
TENNESSEE	*	29	1	4	.250	1	3	.333	0	0	.000	2	2	4	1	0	1	3	1	0	3
BELLARMINE	*	27	3	5	.600	0	1	.000	4	4	1.000	3	2	5	2	0	2	0	0	0	10
WINTHROP	*	32	5	9	.556	0	1	.000	2	3	.666	3	10	13	4	0	0	2	1	0	12
vs. Indiana	*	29	4	5	.800	0	0	.000	0	1	.000	0	8	8	2	0	3	3	0	0	8
vs. West Virginia	*	29	2	5	.400	0	1	.000	2	3	.666	1	4	5	5	1	3	1	0	0	6
vs. Oklahoma	*	30	3	8	.375	1	4	.250	5	7	.714	6	7	13	3	0	1	5	0	0	12
OLE MISS	*	35	5	8	.575	0	1	.000	2	4	.500	4	5	9	0	0	2	3	0	0	12
DUKE*	*	33	2	8	.375	1	5	.200	0	0	.000	1	7	8	3	0	3	2	0	0	7
UTEP	*	35	5	10	.500	0	3	.000	3	5	.600	6	6	12	2	0	3	2	0	1	13
at Kentucky																					
at Florida State*																					
EASTERN KENTUCKY																					
UNC*																					
at Virginia*																					
CLEMSON*																					
at Pitt*																					
at Syracuse*																					
VIRGINIA*																					
at SMU*																					
WAKE FOREST*																					
at Georgia Tech*																					
at Boston College*																					
MIAMI*																					
at NC State*																					
at Notre Dame*																					
FLORIDA STATE*																					
at Virginia Tech*																					
PITT*																					
CAL*																					
STANFORD*																					

SEASON/DI CAREER HIGHS

POINTS

Season 15 vs. Morehead State, 11/4/24
Career 24 at Washington, 1/24/24*

REBOUNDS

Season 13, 2x, last vs. Oklahoma, 11/29/24
Career Same

FIELD GOALS

Season 5, 3x, last vs. UTEP, 12/11/24
Career 8, 3x, last at Oregon, 3/7/24

FIELD GOALS ATTEMPTED

Season 10 vs. UTEP, 12/11/24
Career 13 vs. Washington, 12/29/23*

THREE-POINT FIELD GOALS

Season 3 vs. Morehead State, 11/4/24
Career 4 at Oregon, 3/7/24*

THREE-POINT FIELD GOALS ATTEMPTED

Season 5, 2x, last vs. Duke, 12/8/24
Career Same

FREE THROWS

Season 5 vs. Oklahoma, 11/29/24
Career 9 vs. Florida, 3/22/24*

FREE THROWS ATTEMPTED

Season 7 vs. Oklahoma, 11/29/24
Career 11 vs. Florida, 3/22/24*

ASSISTS

Season 3, 5x, last vs. UTEP, 12/11/24
Career 6 vs. Northern Colorado, 12/15/23*

BLOCKED SHOTS

Season 1, 2x, last vs. UTEP, 12/11/24
Career 3 vs. Tennessee, 11/13/22*

STEALS

Season 1 vs. #12 Tennessee, 11/9/24
Career 4, 3x, last at UCLA, 1/14/23*

MINUTES PLAYED

Season 35, 2x, last vs. UTEP, 12/11/24
Career 47 at Southern California, 2/17/24*

*denotes career high from a previous school

J'VONNE HADLEY FILE

- Notched his first double-double at Louisville on Nov. 22 against Winthrop with 12 points and 13 rebounds
- Scored 15 points in Louisville Debut on Nov. 4
- Transferred from Colorado
- Started all 36 games in senior year at Colorado, averaging 11.6 points, 6.0 rebounds, 2.4 assists and 1.2 steals per game
- Shot 53.8% from the floor and 83.9% from the free throw line in 2023-24, while also netting 20 of 48 shots from downtown
- Averaged 8.0 points and 5.9 boards per game as a junior
- Was a NJCAA Division I First Team All-American in 2021-22 at Indian Hills Community College

GETTING TO KNOW J'VONNE HADLEY

- Born on April 3, 2002... Son of Kim Cambell and Charles Hadley... Has one sister, Kiara... Majoring in sociology
- Was a four-year letterwinner in basketball and a two-year letterwinner in football
- Enjoys yoga, video games, hiking and biking
- Says the best thing about being a Cardinal is "the family atmosphere and will to work"
- Says if a movie was made about his life, Martin Lawrence should play him
- The basketball player he most admires is Jayson Tatum
- He'd most like to meet Kyrie Irving
- He's most proud of the way he carries himself

HADLEY DI CAREER STATISTICS

SEASON	TEAM	GP-GS	MIN/AVG	FG-FGA	FG%	3FG-3FGA	3FG%	FT-FTA	FT%	OFF	DEF	TOT	AVG	PF-FO	A	TO	BLK	STL	PTS	AVG
2020-21	NE	13-0	79/6.0	5-17	.294	1-6	.167	0-1	.000	3	10	13	1.0	6-0	1	1	1	0	11	0.8
2022-23	CU	22-19	565/25.7	73-139	.525	0-1	.000	29-52	.558	53	76	129	5.9	42-0	29	25	12	24	175	8.0
2023-24	CU	36-36	1232/34.2	141-262	.538	20-48	.417	115-137	.839	51	166	217	6.0	60-0	88	47	10	42	417	11.6
2024-25	LOU	10-10	298/29.8	35-70	.500	6-24	.250	22-31	.710	27	53	80	8.0	25-1	18	21	2	2	98	9.8
TOTAL FOR LOU		10-10	298/29.8	35-70	.500	6-24	.250	22-31	.710	27	53	80	8.0	25-1	18	21	2	2	98	9.8
TOTAL		81-65	2174/26.8	254-488	.520	27-79	.342	166-221	.751	134	305	439	5.4	133-1	136	94	25	68	701	8.7



#3 KOREN JOHNSON

JUNIOR | GUARD | 6-2 | 175 | TR
SEATTLE, WASH. (WASHINGTON)

Opp.	GS	Min	FG	A	Pct	3FG	A	Pct	FT	A	Pct	O	D	T	PF	FO	A	TO	S	B	Pts
MOREHEAD STATE		18	2	5	.400	0	2	.000	0	0	.000	1	1	2	4	0	3	0	2	0	4
TENNESSEE		21	1	6	.167	0	2	.000	0	0	.000	0	1	1	2	0	2	1	1	0	2
BELLARMINE	DNP																				
WINTHROP	DNP																				
vs. Indiana	DNP																				
vs. West Virginia	DNP																				
vs. Oklahoma	DNP																				
OLE MISS	DNP																				
DUKE*	DNP																				
UTEP	DNP																				
at Kentucky																					
at Florida State*																					
EASTERN KENTUCKY																					
UNC*																					
at Virginia*																					
CLEMSON*																					
at Pitt*																					
at Syracuse*																					
VIRGINIA*																					
at SMU*																					
WAKE FOREST*																					
at Georgia Tech*																					
at Boston College*																					
MIAMI*																					
at NC State*																					
at Notre Dame*																					
FLORIDA STATE*																					
at Virginia Tech*																					
PITT*																					
CAL*																					
STANFORD*																					

SEASON/CAREER HIGHS

POINTS

Season 4 vs. Morehead State, 11/4/24
 Career 30 vs. Stanford, 2/15/24*

REBOUNDS

Season 2 vs. Morehead State, 11/4/24
 Career 6 at Arizona, 2/24/24*

FIELD GOALS

Season 2 vs. Morehead State, 11/4/24
 Career 12 vs. Stanford, 2/15/24*

FIELD GOALS ATTEMPTED

Season 6 vs. #12 Tennessee, 11/9/24
 Career 10 vs. Stanford, 2/15/24*

THREE-POINT FIELD GOALS

Season
 Career 6 vs. Stanford, 2/15/24*

THREE-POINT FIELD GOALS ATTEMPTED

Season 2, 2x, last vs. #12 Tennessee, 11/9/24
 Career 10 vs. Stanford, 2/15/24*

FREE THROWS

Season
 Career 9 at Washington State, 3/7/24*

FREE THROWS ATTEMPTED

Season
 Career 11 at Washington State, 3/7/24*

ASSISTS

Season 3 vs. Morehead State, 11/4/24
 Career 7, 2x, last vs. Colorado, 1/24/24*

BLOCKED SHOTS

Season
 Career 2, 4 times

STEALS

Season 2 vs. Morehead State, 11/4/24
 Career 5 vs. Oregon State, 2/18/23*

MINUTES PLAYED

Season 21 vs. #12 Tennessee, 11/9/24
 Career 39 at Washington State, 3/7/24*

*denotes career high from a previous school

KOREN JOHNSON FILE

- Tore his labrum and will miss the remainder of the 2024-25 season
- Transferred from Washington
- 2024 Pac-12 Sixth Man of the Year
- Averaged 11.1 points, 2.7 assists and 2.2 rebounds in sophomore season
- Shot 37.3% from 3 in 2023-24, racking up 83 assists against just 42 turnovers
- His 344 points scored in his sophomore season were the most by a Washington bench player since 2002
- Averaged 6.8 points and 1.8 assists in 29 appearances as a freshman
- Was ranked as the No. 25 point guard in the nation out of high school, as well as the No. 1 recruit in Washington in the Class of 2022

GETTING TO KNOW KOREN JOHNSON


- Born on October 29, 2003... Son of Bobby & Kelaina Johnson... Has four siblings: Jalen, Ava, Jameer, & James
- Enjoys playing video games and being in the gym
- His cousin MarJon Beauchamp plays for the Milwaukee Bucks
- He chose his number because Allen Iverson is his favorite player
- The person with the greatest influence on his ath-

letic career is his cousin

- The basketball players he most admires are Kobe Bryant & LeBron James
- The first thing someone would notice in his dorm room is how big his TV is
- Not many people know this about him, but he likes to do yoga
- He chose to attend UofL because "Everybody wants to win and Pat Kelsey is a brilliant coach"

JOHNSON CAREER STATISTICS

SEASON	TEAM	GP-GS	MIN/AVG	Field Goals		3-Point		F-Throws		Rebounds				Scoring						
				FG-FGA	FG%	3FG-3FGA	3FG%	FT-FTA	FT%	OFF	DEF	TOT	AVG	PF-FO	A	TO	BLK	STL	PTS	AVG
2022-23	UW	29-0	563/19.4	69-173	.399	27-84	.321	31-44	.705	7	29	36	1.2	66-3	53	50	10	34	196	6.8
2023-24	UW	31-5	750/24.2	123-279	.441	41-110	.373	57-79	.722	21	47	68	2.2	69-1	83	42	9	38	344	11.1
2024-25	LOU	2-0	39/19.7	3-11	.273	0-4	.000	0-0	.000	1	2	3	1.5	6-0	5	1	0	3	6	3.0
TOTAL FOR LOU		2-0	39/19.7	3-11	.273	0-4	.000	0-0	.000	1	2	3	1.5	6-0	5	1	0	3	6	3.0
TOTAL		62-5	1352/21.8	195-463	.421	68-198	.343	88-123	.715	29	78	107	1.7	141-4	141	93	19	75	546	8.8



#4 COLE SHERMAN

JUNIOR | GUARD | 5-11 | 190 | TR
LOUISVILLE, KY. (NORTHERN KENTUCKY)

Opp.	GS	Min	FG	A	Pct	3FG	A	Pct	FT	A	Pct	O	D	T	PF	FO	A	TO	S	B	Pts	
MOREHEAD STATE		2	0	1	.000	0	1	.000	0	0	.000	0	1	1	1	0	0	0	0	0	0	0
TENNESSEE		DNP																				
BELLARMINE		1	0	0	.000	0	0	.000	0	0	.000	0	0	0	1	0	0	0	0	0	0	0
WINTHROP		DNP																				
vs. Indiana		2	0	0	.000	0	0	.000	0	0	.000	0	0	0	0	0	0	0	0	0	0	0
vs. West Virginia		DNP																				
vs. Oklahoma		DNP																				
OLE MISS		DNP																				
DUKE*		DNP																				
UTEP		DNP																				
at Kentucky																						
at Florida State*																						
EASTERN KENTUCKY																						
UNC*																						
at Virginia*																						
CLEMSON*																						
at Pitt*																						
at Syracuse*																						
VIRGINIA*																						
at SMU*																						
WAKE FOREST*																						
at Georgia Tech*																						
at Boston College*																						
MIAMI*																						
at NC State*																						
at Notre Dame*																						
FLORIDA STATE*																						
at Virginia Tech*																						
PITT*																						
CAL*																						
STANFORD*																						

SEASON/CAREER HIGHS

POINTS

Season
 Career 3 at Youngstown State, 1/28/24*

REBOUNDS

Season 1 vs. Morehead State, 11/4/24
 Career 1, 2x, last vs. Green Bay, 1/20/24*

FIELD GOALS

Season
 Career 1, 2x, last at Youngstown State, 1/28/24*

FIELD GOALS ATTEMPTED

Season 1 vs. Morehead State, 11/4/24
 Career 2 vs. DePauw, 11/14/23*

THREE-POINT FIELD GOALS

Season
 Career 1 at Youngstown State, 1/28/24*

THREE-POINT FIELD GOALS ATTEMPTED

Season 1 vs. Morehead State, 11/4/24
 Career 1, 3x, last vs. Morehead State, 11/4/24

FREE THROWS

Season
 Career 2 vs. Robert Morris, 11/29/23*

FREE THROWS ATTEMPTED

Season
 Career 2 vs. Robert Morris, 11/29/23*

ASSISTS

Season
 Career 1 vs. Cumberlands, 12/14/23*

BLOCKED SHOTS

Season
 Career

STEALS

Season
 Career

MINUTES PLAYED

Season 2 vs. Morehead State, 11/4/24
 Career 3 at Youngstown State, 1/28/24*

*denotes career high from a previous school

COLE SHERMAN FILE

- Appeared in his first game as a Louisville Cardinal in the season opener against Morehead State on Nov. 4
- Transferred from Northern Kentucky
- Appeared in one game as a freshman and nine as a sophomore
- Played at St. Xavier High School

GETTING TO KNOW COLE SHERMAN

- Born April 20, 2004... Full name is William "Cole" Sherman... Son of Christie Carroll and Mike Sherman... has three siblings
- Majoring in Sport Administration
- Chose his number because of former Louisville legends like Q Snider and Dillon Avare
- Says the best thing about being a Cardinal is "representing the greatest fan base in sports"
- The basketball player he admires the most is Kobe Bryant
- He enjoys exploring parts of town, going to new restaurants and going to UofL football games
- Few people know this about him, but he doesn't like cereal
- He'd most like to meet LeBron James
- He chose to attend UofL because "I'm a lifelong UofL super fan, and because of the respect I have for Coach Kelsey and his staff."

SHERMAN CAREER STATISTICS

SEASON	TEAM	GP-GS	MIN/AVG	Field Goals		3-Point		F-Throws		Rebounds				Scoring							
				FG-FGA	FG%	3FG-3FGA	3FG%	FT-FTA	FT%	OFF	DEF	TOT	AVG	PF-FO	A	TO	BLK	STL	PTS	AVG	
2022-23	NKU	2-0	3/1.5	0-0	.000	0-0	.000	0-0	.000	0	0	0	0.0	1-0	0	0	0	0	0	0	0.0
2023-24	NKU	9-0	12/1.3	2-4	.500	1-2	.500	2-2	1.000	0	2	2	0.2	0-0	1	0	0	0	0	7	0.8
2024-25	LOU	3-0	5/1.5	0-1	.000	0-1	.000	0-0	.000	0	1	1	0.3	2-0	0	0	0	0	0	0	0.0
TOTAL FOR LOU		3-0	5/1.5	0-1	.000	0-1	.000	0-0	.000	0	1	1	0.3	2-0	0	0	0	0	0	0	0.0



#5 TERRENCE EDWARDS JR.

5TH YEAR | GUARD/FORWARD | 6-6 | 205 | TR
ATLANTA, GA. (JAMES MADISON)

Opp.	GS	Min	FG	A	Pct	3FG	A	Pct	FT	A	Pct	O	D	T	PF	FO	A	TO	S	B	Pts
MOREHEAD STATE	*	26	5	7	.714	2	4	.500	0	2	.000	1	2	3	0	0	3	2	0	0	12
TENNESSEE	*	20	2	12	.167	0	5	.000	1	1	1.000	1	0	1	1	0	0	0	0	0	5
BELLARMINE	*	26	10	14	.714	4	7	.571	2	2	1.000	1	3	4	2	0	3	2	0	0	26
WINTHROP	*	30	3	9	.333	0	4	.000	0	0	.000	2	5	7	0	0	2	5	1	0	6
vs. Indiana	*	24	3	6	.500	0	3	.000	2	2	1.000	1	0	1	2	0	7	3	0	0	8
vs. West Virginia	*	36	4	9	.444	0	1	.000	2	2	1.000	4	3	7	0	0	1	2	0	0	10
vs. Oklahoma	*	35	4	12	.333	1	5	.200	2	2	1.000	1	1	2	1	0	2	4	0	0	11
OLE MISS	*	26	2	13	.154	0	5	.000	4	8	.500	2	0	2	4	0	1	1	0	0	8
DUKE*		31	6	12	.500	3	4	.750	6	6	1.000	0	2	2	2	0	1	3	2	0	21
UTEP		30	6	13	.462	2	8	.250	8	10	.800	1	2	3	1	0	1	0	2	0	22
at Kentucky																					
at Florida State*																					
EASTERN KENTUCKY																					
UNC*																					
at Virginia*																					
CLEMSON*																					
at Pitt*																					
at Syracuse*																					
VIRGINIA*																					
at SMU*																					
WAKE FOREST*																					
at Georgia Tech*																					
at Boston College*																					
MIAMI*																					
at NC State*																					
at Notre Dame*																					
FLORIDA STATE*																					
at Virginia Tech*																					
PITT*																					
CAL*																					
STANFORD*																					

SEASON/CAREER HIGHS

POINTS

Season 26 vs. Bellarmine, 11/19/24
Career 30 at Georgia State, 02/28/24*

REBOUNDS

Season 7, 2x, last vs. West Virginia, 11/28/24
Career 12 vs. Troy, 3/4/23*

FIELD GOALS

Season 10 vs. Bellarmine, 11/19/24
Career 11, 2x, last vs. Troy, 3/4/23*

FIELD GOALS ATTEMPTED

Season 14 vs. Bellarmine, 11/19/24
Career 23 at App State, 1/27/24*

THREE-POINT FIELD GOALS

Season 4 vs. Bellarmine, 11/19/24
Career 4, 5x, last vs. Bellarmine, 11/19/24

THREE-POINT FIELD GOALS ATTEMPTED

Season 8 vs. UTEP, 12/11/24
Career 10 at Georgia State, 2/28/24*

FREE THROWS

Season 8 vs. UTEP, 12/11/24
Career 12, 2x, last vs. Georgia State, 2/15/24*

FREE THROWS ATTEMPTED

Season 10 vs. UTEP, 12/11/24
Career 13 at Michigan State, 11/6/23*

ASSISTS

Season 7 vs. #14/15 Indiana, 11/27/24
Career 8 vs. Alice Lloyd, 12/20/20*

BLOCKED SHOTS

Season
Career 3 at Old Dominion, 12/9/23*

STEALS

Season 2, 2x, last vs. UTEP, 12/11/24
Career 4, 6 times

MINUTES PLAYED

Season 36 vs. West Virginia, 11/28/24
Career 45 at Kent State, 11/9/23*

*denotes career high from a previous school

TERRENCE EDWARDS JR. FILE

- Netted 10 field goals and scored a season-high 26 points against Bellarmine on Nov. 19
- Transferred from James Madison after four years
- Named 2024 Sun Belt Conference Player of the Year out of James Madison
- Averaged 17.2 points, 4.4 rebounds, 3.4 assists in 2023-24 for JMU
- Led Dukes to 32-4 record, Sun Belt Tournament title and NCAA Tournament berth in his senior season
- In 2023-24, was one of nine players in the country to amass his totals of 618 points, 158 rebounds, 123 assists

GETTING TO KNOW TERRENCE EDWARDS JR.

- Born May 20, 2002... Son of Terrence Edwards Sr. and Chanel Lucas... has two siblings: Cedriana and Cedria
- Majoring in individualized studies at UofL
- He wears #5 because "that was the number I had my 11th grade year when I got my junior season taken away from me"
- Says the best thing about being a Cardinal is the fanbase
- The basketball player he most admires is LeBron James
- Outside of basketball, he enjoys playing Call of Duty and other video games
- The first thing someone would notice in his dorm room is his dog
- When he played basketball as a kid, he always pretended he was Kobe Bryant
- The best athlete he ever faced was Scottie Barnes
- He'd most like to meet LeBron James
- He's most proud of his siblings

EDWARDS JR. CAREER STATISTICS

SEASON	TEAM	GP-GS	MIN/AVG	Field Goals		3-Point		F-Throws		Rebounds				Scoring						
				FG-FGA	FG%	3FG-3FGA	3FG%	FT-FTA	FT%	OFF	DEF	TOT	AVG	PF-FO	A	TO	BLK	STL	PTS	AVG
2020-21	JMU	20-7	345/17.2	40-100	.400	6-18	.333	20-42	.476	27	57	84	4.2	31-0	30	26	4	9	106	5.3
2021-22	JMU	29-13	605/20.9	101-213	.474	10-34	.294	53-83	.639	35	86	121	4.2	40-1	63	52	9	30	265	9.1
2022-23	JMU	32-15	754/23.6	155-293	.529	33-72	.458	82-114	.719	46	117	163	5.1	52-1	62	77	5	38	425	13.3
2023-24	JMU	36-36	1092/30.3	203-475	.427	46-134	.343	166-205	.810	43	115	158	4.4	47-0	123	88	11	34	618	17.2
2024-25	LOU	10-8	284/28.4	45-107	.421	12-46	.261	27-35	.771	14	18	32	3.2	13-0	21	22	0	5	129	12.9
TOTAL FOR LOU		10-8	284/28.4	45-107	.421	12-46	.261	27-35	.771	14	18	32	3.2	13-0	21	22	0	5	129	12.9
TOTAL		127-79	3079/24.2	544-1188	.458	107-304	.352	348-479	.727	165	393	558	4.4	183-2	299	265	29	116	1543	12.1



#6 REYNE SMITH

SENIOR | GUARD | 6-2 | 190 | TR
ULVERSTONE, AUSTRALIA (CHARLESTON)

Opp.	GS	Min	FG	A	Pct	3FG	A	Pct	FT	A	Pct	O	D	T	PF	FO	A	TO	S	B	Pts
MOREHEAD STATE		23	4	10	.400	4	9	.444	0	0	.000	0	1	1	1	0	1	0	2	0	12
TENNESSEE		23	5	13	.385	4	12	.333	4	4	1.000	2	3	5	2	0	1	0	0	0	18
BELLARMINE		26	3	8	.375	3	8	.375	0	0	.000	1	5	6	1	0	1	0	1	0	9
WINTHROP		29	5	9	.556	5	9	.556	5	6	.833	0	3	3	3	0	1	0	0	0	20
vs. Indiana		23	4	9	.444	4	9	.444	0	0	.000	0	3	3	2	0	0	0	1	0	12
vs. West Virginia		37	5	12	.417	4	10	.400	1	2	.500	1	2	3	1	0	0	1	0	0	15
vs. Oklahoma		27	2	8	.250	2	7	.286	0	0	.000	2	0	2	2	0	0	0	1	0	6
OLE MISS	*	30	3	10	.300	2	8	.250	0	0	.000	0	2	2	1	0	0	0	0	0	8
DUKE*	*	33	4	11	.364	3	9	.333	2	2	1.000	0	3	3	1	0	0	0	0	0	13
UTEP	*	34	2	8	.250	2	8	.250	2	2	1.000	0	3	3	2	0	0	2	2	0	8
at Kentucky																					
at Florida State*																					
EASTERN KENTUCKY																					
UNC*																					
at Virginia*																					
CLEMSON*																					
at Pitt*																					
at Syracuse*																					
VIRGINIA*																					
at SMU*																					
WAKE FOREST*																					
at Georgia Tech*																					
at Boston College*																					
MIAMI*																					
at NC State*																					
at Notre Dame*																					
FLORIDA STATE*																					
at Virginia Tech*																					
PITT*																					
CAL*																					
STANFORD*																					

SEASON/CAREER HIGHS

POINTS
 Season 20 vs. Winthrop, 11/22/24
 Career 32 vs. Campbell, 2/29/24*

REBOUNDS
 Season 6 vs. Bellarmine, 11/19/24
 Career 6, 4x, last vs. Bellarmine, 11/19/24

FIELD GOALS
 Season 5, 3x, last vs. West Virginia, 11/28/24
 Career 11 vs. Campbell, 2/29/24*

FIELD GOALS ATTEMPTED
 Season 13 vs. #12 Tennessee, 11/9/24
 Career 21 vs. Saint Joseph's, 12/21/23*

THREE-POINT FIELD GOALS
 Season 5 vs. Winthrop, 11/22/24
 Career 10 vs. Campbell, 2/29/24*

THREE-POINT FIELD GOALS ATTEMPTED
 Season 12 vs. #12 Tennessee, 11/9/24
 Career 20 vs. Saint Joseph's, 12/21/23*

FREE THROWS
 Season 5 vs. Winthrop, 11/22/24
 Career 9, 2x, last vs. William & Mary, 2/19/24*

FREE THROWS ATTEMPTED
 Season 6 vs. Winthrop, 11/22/24
 Career 11 vs. Coastal Carolina, 12/18/23*

ASSISTS
 Season 1, 4x, last vs. Winthrop, 11/22/24
 Career 6 at Hofstra, 2/28/22*

BLOCKED SHOTS
 Season
 Career 1, 4 times

STEALS
 Season 2, 2x, last vs. UTEP, 12/11/24
 Career 4 at Towson, 12/31/22*

MINUTES PLAYED
 Season 37 vs. West Virginia, 11/28/24
 Career 38 vs. Stony Brook, 3/12/24*

*denotes career high from a previous school

REYNE SMITH FILE

- Transferred from College of Charleston after three years under Pat Kelsey there
- Named Second-Team All-Coastal Athletic Association
- Finished the 2023-24 season tied for ninth in made 3-pointers and 13th in made 3's per game
- Named MVP of CAA Tournament after scoring 23 points in the championship game
- Became the first CAA player ever with multiple games of nine-plus 3-pointers
- Had 23 career games at Charleston of at least five made 3's and made at least 90 3-pointers in each of his three seasons there

GETTING TO KNOW REYNE SMITH

- Born on October 28, 2002... Son of Penny Smith... Has two siblings, Jakob and Campbell... Majoring in business
- Graduated from the Australian Institute of Sport in 2020
- Will go up against former high school teammate Tyrese Proctor who now plays at Duke
- The best thing about being a Cardinal is "the fan support"

- He thinks if a movie was made about his life, Ryan Gosling should play him
- Outside of basketball, he plays golf and games on his Playstation
- The best moment of his athletic career was winning back-to-back conference championships at College of Charleston
- The first thing someone would notice in his dorm room is the golf clubs

SMITH CAREER STATISTICS

SEASON	TEAM	GP-GS	MIN/AVG	Field Goals		3-Point		F-Throws		Rebounds				Scoring						
				FG-FGA	FG%	3FG-3FGA	3FG%	FT-FTA	FT%	OFF	DEF	TOT	AVG	PF-FO	A	TO	BLK	STL	PTS	AVG
2021-22	CC	32-27	883/27.6	109-289	.377	90-240	.375	78-84	.929	11	61	72	2.3	68-0	44	37	0	24	386	12.1
2022-23	CC	35-34	861/24.6	106-304	.349	92-270	.341	73-81	.901	5	66	71	2.0	35-0	47	21	1	26	377	10.8
2023-24	CC	35-28	907/25.9	133-324	.410	112-284	.394	71-83	.855	9	65	74	2.1	47-0	58	24	3	18	449	12.8
2024-25	LOU	10-3	286/28.6	37-98	.378	33-89	.371	14-16	.875	6	25	31	3.1	16-0	4	3	0	7	121	12.1
TOTAL FOR LOU		10-3	286/28.6	37-98	.378	33-89	.371	14-16	.875	6	25	31	3.1	16-0	4	3	0	7	121	12.1
TOTAL		112-92	2938/26.2	385-1015	.379	327-883	.370	236-264	.894	31	217	248	2.2	166-0	153	85	4	75	1333	11.9



#7 KASEAN PRYOR

5TH YEAR | FORWARD | 6-10 | 225 | TR
CHICAGO, ILL. (SOUTH FLORIDA)

Opp.	GS	Min	FG	A	Pct	3FG	A	Pct	FT	A	Pct	O	D	T	PF	FO	A	TO	S	B	Pts
MOREHEAD STATE		19	5	10	.500	1	5	.200	7	9	.778	2	10	12	1	0	4	1	3	1	18
TENNESSEE		24	1	7	1.43	0	5	.000	4	4	1.000	0	2	2	1	0	1	3	1	1	6
BELLARMINE		22	5	12	.417	2	6	.333	9	10	.900	2	5	7	2	0	1	0	1	1	21
WINTHROP		22	1	6	.167	0	4	.000	4	4	1.000	0	5	5	3	0	3	6	2	2	6
vs. Indiana	*	27	7	13	.538	0	3	.000	0	0	.000	2	5	7	3	0	0	1	2	0	14
vs. West Virginia	*	35	4	11	.364	1	5	.200	4	4	1.000	2	6	8	2	0	2	3	1	3	13
vs. Oklahoma	*	13	2	9	.222	1	5	.200	1	2	.500	1	1	2	2	0	4	1	1	0	6
OLE MISS	DNP																				
DUKE*	DNP																				
UTEP	DNP																				
at Kentucky																					
at Florida State*																					
EASTERN KENTUCKY																					
UNC*																					
at Virginia*																					
CLEMSON*																					
at Pitt*																					
at Syracuse*																					
VIRGINIA*																					
at SMU*																					
WAKE FOREST*																					
at Georgia Tech*																					
at Boston College*																					
MIAMI*																					
at NC State*																					
at Notre Dame*																					
FLORIDA STATE*																					
at Virginia Tech*																					
PITT*																					
CAL*																					
STANFORD*																					

SEASON/DI CAREER HIGHS

POINTS

Season 21 vs. Bellarmine, 11/19/24
Career 29, 2x, last at Tulsa, 3/9/24*

REBOUNDS

Season 12 vs. Morehead State, 11/4/24
Career 15 vs. UAB, 3/16/24*

FIELD GOALS

Season 7 vs. #14/15 Indiana, 11/27/24
Career 9 at Tulsa, 3/9/24*

FIELD GOALS ATTEMPTED

Season 13 vs. #14/15 Indiana, 11/27/24
Career 21 vs. Wichita State, 1/21/24*

THREE-POINT FIELD GOALS

Season 2 vs. Bellarmine, 11/19/24
Career 4 at Temple, 1/24/24*

THREE-POINT FIELD GOALS ATTEMPTED

Season 6 vs. Bellarmine, 11/19/24
Career 10 vs. Wichita State, 1/21/24*

FREE THROWS

Season 9 vs. Bellarmine, 11/19/24
Career 15 vs. Rice, 1/12/24*

FREE THROWS ATTEMPTED

Season 10 vs. Bellarmine, 11/19/24
Career 16 vs. Rice, 1/12/24*

ASSISTS

Season 4, 2x, last vs. Oklahoma, 11/29/24
Career 6 vs. Temple, 1/4/24*

BLOCKED SHOTS

Season 3 vs. West Virginia, 11/28/24
Career 5 vs. Rice, 1/12/24*

STEALS

Season 3 vs. Morehead State, 11/4/24
Career 5 vs. Rice, 1/12/24*

MINUTES PLAYED

Season 35 vs. West Virginia, 11/28/24
Career 38 vs. UAB, 3/16/24*

*denotes career high from a previous school

KASEAN PRYOR FILE

- Tore his ACL against Oklahoma and will miss the remainder of the 2024-25 season
- Got his first Louisville start on Nov. 27 against Indiana
- Logged a double-double of 18 points and 12 rebounds in his UofL debut on Nov. 4
- Spent the 2023-24 season at South Florida under the late Amir Adbur-Rahim, appearing in 32 games and starting in 21 contests
- Averaged 13.0 points and 7.9 rebounds while shooting 44.7% from the floor and 81.5% at the charity stripe in his senior season
- Logged 12 double-doubles with 18 games of double figure scoring in 2023-24; had five games of 20-plus points

GETTING TO KNOW KASEAN PRYOR

- Born on January 5, 2001... Son of Sean Pryor... Majoring in applied sciences with a concentration in leadership
- His father Sean played basketball at Oregon State before playing professionally in France and Puerto Rico
- His personal goal at UofL is to make March Madness
- Enjoys playing video games and hanging out with his cat
- Says the best thing about being a Cardinal is "Fan love"
- If a movie was made about his life, he thinks Ashton Kucher should play him
- The basketball player he admires the most is Kobe Bryant
- The best moment of his athletic career was winning the conference tournament with Boise State
- The first thing someone would notice in his dorm room would be his cat

PRYOR DI CAREER STATISTICS

SEASON	TEAM	GP-GS	MIN/AVG	Field Goals		3-Point		F-Throws		Rebounds				Scoring						
				FG-FGA	FG%	3FG-3FGA	3FG%	FT-FTA	FT%	OFF	DEF	TOT	AVG	PF-FO	A	TO	BLK	STL	PTS	AVG
2020-21	Boise	5-0	17/3.3	1-6	.167	0-4	.000	4-9	.444	1	4	5	1.0	3-0	0	1	0	0	6	1.2
2021-22	Boise	8-0	36/4.5	7-15	.467	3-7	.429	1-2	.500	2	9	11	1.4	6-0	3	4	0	1	18	2.3
2023-24	USF	32-21	841/26.3	130-291	.447	37-105	.352	119-146	.815	47	206	253	7.9	70-2	56	53	23	38	416	13.0
2024-25	LOU	7-3	163/23.3	25-68	.368	5-33	.152	29-33	.879	9	34	43	6.1	14-0	15	15	8	11	84	12.0
TOTAL FOR LOU		7-3	163/23.3	25-68	.368	5-33	.152	29-33	.879	9	34	43	6.1	14-0	15	15	8	11	84	12.0
TOTAL		52-24	1056/20.3	163-380	.429	45-149	.302	153-190	.805	59	253	312	6.0	93-2	74	73	31	50	524	10.1



#9 KHANI ROOTHS

FRESHMAN | FORWARD | 6-8 | 205 | FR
WASHINGTON, D.C. (IMG ACADEMY)

Opp.	GS	Min	FG	A	Pct	3FG	A	Pct	FT	A	Pct	O	D	T	PF	FO	A	TO	S	B	Pts
MOREHEAD STATE	7	1	4	.250	0	2	.000	0	2	.000	2	2	4	1	0	1	0	0	0	2	
TENNESSEE	4	1	2	.500	1	2	.500	0	0	.000	1	1	2	0	0	0	1	0	1	3	
BELLARMINE	18	1	2	.500	0	1	.000	0	2	.000	1	2	3	1	0	1	1	1	1	2	
WINTHROP	17	2	5	.400	1	3	.333	3	6	.500	2	3	5	1	0	1	2	0	0	8	
vs. Indiana	11	2	3	.666	0	0	.000	0	0	.000	3	1	4	1	0	0	1	1	0	4	
vs. West Virginia	8	0	0	.000	0	0	.000	0	0	.000	2	1	3	0	0	1	0	0	0	0	
vs. Oklahoma	8	1	3	.333	0	1	.000	0	0	.000	0	1	1	0	0	0	0	1	1	2	
OLE MISS	23	2	9	.222	0	6	.000	2	2	1.000	1	2	3	1	0	0	2	2	0	6	
DUKE*	18	2	4	.500	2	4	.500	4	6	.666	0	6	6	0	0	0	0	1	0	10	
UTEP	12	2	6	.333	0	3	.000	0	0	.000	2	0	2	1	0	0	3	0	0	4	
at Kentucky																					
at Florida State*																					
EASTERN KENTUCKY																					
UNC*																					
at Virginia*																					
CLEMSON*																					
at Pitt*																					
at Syracuse*																					
VIRGINIA*																					
at SMU*																					
WAKE FOREST*																					
at Georgia Tech*																					
at Boston College*																					
MIAMI*																					
at NC State*																					
at Notre Dame*																					
FLORIDA STATE*																					
at Virginia Tech*																					
PITT*																					
CAL*																					
STANFORD*																					

SEASON/CAREER HIGHS

POINTS

Season 10 vs. Duke, 12/8/24
Career Same

REBOUNDS

Season 6 vs. Duke, 12/8/24
Career Same

FIELD GOALS

Season 2, 5x, last vs. UTEP, 12/11/24
Career Same

FIELD GOALS ATTEMPTED

Season 9 vs. #23/20 Ole Miss, 12/3/24
Career Same

THREE-POINT FIELD GOALS

Season 2 vs. Duke, 12/8/24
Career Same

THREE-POINT FIELD GOALS ATTEMPTED

Season 6 vs. #23/20 Ole Miss, 12/3/24
Career Same

FREE THROWS

Season 4 vs. Duke, 12/8/24
Career Same

FREE THROWS ATTEMPTED

Season 6, 2x, last vs. Duke, 12/8/24
Career Same

ASSISTS

Season 1, 3x, last vs. Winthrop, 11/22/24
Career Same

BLOCKED SHOTS

Season 1, 3x, last vs. Oklahoma, 11/29/24
Career Same

STEALS

Season 2 vs. #23/20 Ole Miss, 12/3/24
Career Same

MINUTES PLAYED

Season 23 vs. #23/20 Ole Miss, 12/3/24
Career Same

KHANI ROOTHS FILE

- Scored a career-high 10 points with a career-high six boards against No. 9 on Dec. 8
- Appeared in his first collegiate contest on Nov. 4 against Morehead State; he scored two points after just returning from a concussion the week prior
- Consensus four-star recruit
- Played most recent two seasons of prep ball at IMG Academy under head coach Sean McAloon
- Helped Ascenders to 20-9 record in senior season in addition to the No. 7 seed at the Chipotle Nationals where he went 8 for 11 from the field, scoring 19 points and adding six rebounds in the national quarterfinal
- Played for New World on the adidas 3SSB circuit in summer 2023, averaging 15.6 points and 5.5 rebounds per game
- Selected to 2024 Allen Iverson Classic in May 2024

GETTING TO KNOW KHANI ROOTHS

- Born November 12, 2005... Son of Charles and Lynette Rooths... Has three siblings
- Will face off against two high school teammates in Donnie Freeman (Syracuse) and Cole Ierta (Notre Dame)
- His personal goal at UofL is to win a championship
- He enjoys playing Call of Duty, cookouts, and watching YouTube and Netflix
- Him and teammate Kobe Rodgers have the same love for #11, so he settled with #9 because it blends well with his name - K9
- If a movie was made about his life, says Will Smith should play him
- The basketball player he most admires is LeBron James
- The best moment of his athletic career was winning an AAU Championship
- Few people know this about him but he originally wanted to play football or hockey instead of basketball
- The best basketball advice anyone ever gave me was "Soak in as much knowledge from everyone"
- Would most like to meet LeBron James
- He chose to attend UofL because "it felt like a family from Day 1"

ROOTHS CAREER STATISTICS

		Field Goals		3-Point		F-Throws		Rebounds				Scoring									
SEASON	TEAM	GP-GS	MIN/AVG	FG-FGA	FG%	3FG-3FGA	3FG%	FT-FTA	FT%	OFF	DEF	TOT	AVG	PF	FO	A	TO	BLK	STL	PTS	AVG
2024-25	LOU	10-0	126/12.6	14-38	.368	4-22	.182	9-18	.500	14	19	33	3.3	6-0	4	10	3	6	41	4.1	
TOTAL		10-0	126/12.6	14-38	.368	4-22	.182	9-18	.500	14	19	33	3.3	6-0	4	10	3	6	41	4.1	



#11 KOBE RODGERS

SENIOR | GUARD | 6-3 | 185 | TR
CINCINNATI, OHIO (CHARLESTON)

Opp.	GS	Min	FG	A	Pct	3FG	A	Pct	FT	A	Pct	O	D	T	PF	FO	A	TO	S	B	Pts		
MOREHEAD STATE	DNP																						
TENNESSEE	DNP																						
BELLARMINE	DNP																						
WINTHROP	DNP																						
vs. Indiana	DNP																						
vs. West Virginia	DNP																						
vs. Oklahoma	DNP																						
OLE MISS	DNP																						
DUKE*	DNP																						
UTEP	DNP																						
at Kentucky																							
at Florida State*																							
EASTERN KENTUCKY																							
UNC*																							
at Virginia*																							
CLEMSON*																							
at Pitt*																							
at Syracuse*																							
VIRGINIA*																							
at SMU*																							
WAKE FOREST*																							
at Georgia Tech*																							
at Boston College*																							
MIAMI*																							
at NC State*																							
at Notre Dame*																							
FLORIDA STATE*																							
at Virginia Tech*																							
PITT*																							
CAL*																							
STANFORD*																							

GETTING TO KNOW KOBE RODGERS

- Born Nov. 12, 2002... Son of Dorothy and Doc Rodgers... Has one sister Jazmine... Major is Sport Administration
- His father Doc played minor league baseball in the Giants, Reds and Orioles organizations... He was also a minor league pitching coach for the Reds as well as an assistant GM
- Enjoys music and fishing
- Chose UoFL because "It was a my dream to play Power 5 basketball"
- The best thing about being a Cardinal to him is the community
- Says the person with the greatest influence on his athletic career is his mother Dorothy
- Will go up against high school teammate Grant Darbyshire this season, who plays for Kentucky
- The basketball player he admires the most is Derrick Rose
- Few people know this about him, but he is shy and loves to sing

SEASON/CAREER HIGHS

POINTS

Season
Career 24 vs. Towson, 1/18/24*

REBOUNDS

Season
Career 10, 2x, last vs. Coastal Carolina, 12/18/23*

FIELD GOALS

Season
Career 8, 6 times

FIELD GOALS ATTEMPTED

Season
Career 21 vs. Saint Leo, 1/14/23*

THREE-POINT FIELD GOALS

Season
Career 5 vs. Rollins, 1/25/23*

THREE-POINT FIELD GOALS ATTEMPTED

Season
Career 7 vs. Rollins, 1/25/23*

FREE THROWS

Season
Career 12 vs. Towson, 1/18/24*

FREE THROWS ATTEMPTED

Season
Career 14 vs. Towson, 1/18/24*

ASSISTS

Season
Career 8 vs. Hofstra, 3/2/24*

BLOCKED SHOTS

Season
Career 3 vs. Francis Marion, 11/26/22*

STEALS

Season
Career 7, 2x, last at Saint Leo, 2/11/23*

MINUTES PLAYED

Season
Career 37 vs. Virginia Union, 12/19/21*


*denotes career high from a previous school

KOBE RODGERS FILE

- Intends to redshirt the 2024-25 season to rehabilitate a leg injury sustained in the opening round of the 2024 NCAA Tournament
- Played junior season at College of Charleston under head coach Pat Kelsey
- Averaged 9.7 points and 4.6 rebounds in 21.7 minutes in his junior season with the Cougars
- Appeared in 31 contests, starting in 18 of those
- Shot 50% from the floor and 45% beyond the arc during 2023-24
- Played freshman and sophomore seasons at Nova Southeastern, a private DII school in Florida
- Started every game in his sophomore season, leading the team to a DII national title and perfect 36-0 undefeated season

RODGERS CAREER STATISTICS

SEASON	TEAM	GP-GS	MIN/AVG	Field Goals		3-Point		F-Throws		Rebounds				Scoring								
				FG-FGA	FG%	3FG-3FGA	3FG%	FT-FTA	FT%	OFF	DEF	TOT	AVG	PF-FO	A	TO	BLK	STL	PTS	AVG		
2021-22	Nova	20-19	523/26.1	67-158	.424	21-68	.309	11-16	.688	29	39	68	3.4	60-3	52	20	7	57	166	8.3		
2022-23	Nova	30-30	716/23.9	147-317	.464	27-83	.325	75-92	.815	39	103	142	4.7	77-1	70	33	11	74	396	13.2		
2023-24	CC	31-18	672/21.7	106-212	.500	18-40	.450	71-89	.798	48	96	144	4.6	74-0	68	48	7	39	301	9.7		
TOTAL FOR LOU		0-0	0/0.0	0-0	.000	0-0	.000	0-0	.000	0	0	0	0.0	0-0	0	0	0	0	0	0	0	0.0
TOTAL		81-67	1911/23.6	320-687	.466	66-191	.346	157-197	.797	116	238	354	4.4	211-4	190	101	25	170	863	10.7		



#12 PATRICK ANTONELLI

5TH YEAR | GUARD | 5-11 | 170 | TR
MOUNT PLEASANT, S.C. (EMORY & HENRY)

Opp.	GS	Min	FG	A	Pct	3FG	A	Pct	FT	A	Pct	O	D	T	PF	FO	A	TO	S	B	Pts	
MOREHEAD STATE		2	0	2	.000	0	0	.000	0	0	.000	0	0	0	0	0	0	0	0	0	0	0
TENNESSEE		DNP																				
BELLARMINE		1	0	0	.000	0	0	.000	0	0	.000	0	0	0	0	0	0	1	0	0	0	0
WINTHROP		DNP																				
vs. Indiana		2	0	0	.000	0	0	.000	3	4	.750	0	0	0	0	0	0	2	1	0	3	
vs. West Virginia		DNP																				
vs. Oklahoma		DNP																				
OLE MISS		DNP																				
DUKE*		DNP																				
UTEP		DNP																				
at Kentucky																						
at Florida State*																						
EASTERN KENTUCKY																						
UNC*																						
at Virginia*																						
CLEMSON*																						
at Pitt*																						
at Syracuse*																						
VIRGINIA*																						
at SMU*																						
WAKE FOREST*																						
at Georgia Tech*																						
at Boston College*																						
MIAMI*																						
at NC State*																						
at Notre Dame*																						
FLORIDA STATE*																						
at Virginia Tech*																						
PITT*																						
CAL*																						
STANFORD*																						

SEASON/CAREER HIGHS

POINTS

Season 3 vs. #14/15 Indiana, 11/27/24
Career 21 at Ferrum, 02/19/21*

REBOUNDS

Season
Career 11 vs. Mars Hill, 11/29/21*

FIELD GOALS

Season
Career 7 at Ferrum, 2/19/21*

FIELD GOALS ATTEMPTED

Season 2 vs. Morehead State, 11/4/24
Career 12 vs. Anderson (SC), 2/4/23*

THREE-POINT FIELD GOALS

Season
Career 4 at Ferrum, 2/19/21*

THREE-POINT FIELD GOALS ATTEMPTED

Season
Career 6 at Ferrum, 2/19/21*

FREE THROWS

Season 3 vs. #14/15 Indiana, 11/27/24
Career 7 vs. Bluefield State, 2/19/22*

FREE THROWS ATTEMPTED

Season 4 vs. #14/15 Indiana, 11/27/24
Career 8, 4 times

ASSISTS

Season
Career 12 vs. Bluefield State, 2/19/22*

BLOCKED SHOTS

Season
Career 4 vs. Carson-Newman, 12/17/22*

STEALS

Season 1 vs. #14/15 Indiana, 11/27/24
Career 5 vs. Apprentice, 11/20/22*

MINUTES PLAYED

Season 2, 2x, last vs. #14/15 Indiana, 11/27/24
Career 38 at Washington Adventist, 12/19/22*

*denotes career high from previous school

PATRICK ANTONELLI FILE

- Scored his first points at Louisville against Indiana in the Battle 4 Atlantis on Nov. 27
- Spent four years at the Division II level at Emory & Henry
- Played in 63 games, starting in 56 of those, over the course of his career with the Wasps
- Was limited to just four contests in 2023-24 due to injury
- Shot 44.6% from the floor with a 33.1% clip from beyond the arc over his four-year span, averaging 6.5 points
- Added an average of 4.7 assists per game, hitting as much as a 4.9 per game average in 2021-22

GETTING TO KNOW PATRICK ANTONELLI

- Born on December 14, 2001... Son of Frank and Debbie Antonelli... Has two siblings: Joey and Frankie... Majoring in Sport Administration Master's
- Lettered in two years of golf and two years of basketball at Bishop England High School out of Mount Pleasant, S.C.
- His father Frank played baseball at Columbia and his mother Debbie played basketball at NC State
- He chose his number because it's the number his mom wore in college
- Says the best thing about being a Cardinal is being a part of one of the most historic basketball programs
- The biggest influence on his athletic career is his mother
- The basketball player he admires the most is Donovan Mitchell

ANTONELLI CAREER STATISTICS

SEASON	TEAM	GP-GS	MIN/AVG	Field Goals		3-Point		F-Throws		Rebounds				Scoring						
				FG-FGA	FG%	3FG-3FGA	3FG%	FT-FTA	FT%	OFF	DEF	TOT	AVG	PF-FO	A	TO	BLK	STL	PTS	AVG
2020-21	EHC	10-9	270/27.0	21-52	.404	9-24	.375	16-26	.615	11	37	48	4.8	28-0	48	20	3	14	67	6.7
2021-22	EHC	25-21	693/27.7	61-128	.477	19-59	.322	26-38	.684	27	77	104	4.2	52-1	122	53	6	43	167	6.7
2022-23	EHC	24-22	708/29.5	49-108	.454	15-43	.349	50-62	.806	28	86	114	4.8	59-1	109	41	10	42	163	6.8
2023-24	EHC	4-4	94/23.4	4-15	.267	1-7	.143	5-5	1.000	5	7	12	3.0	8-0	16	13	0	7	14	3.5
2024-25	LOU	3-0	5/1.6	0-2	.000	0-0	.000	3-4	.750	0	0	0	0.0	0-0	0	3	0	1	3	1.0
TOTAL FOR LOU		3-0	5/1.6	0-2	.000	0-0	.000	3-4	.750	0	0	0	0.0	0-0	0	3	0	1	3	1.0
TOTAL		66-56	1770/26.8	135-305	.443	44-133	.331	100-135	.741	71	207	278	4.2	147-2	295	130	19	107	414	6.3



#13 FRANK ANSELEM-IBE

5TH YEAR | CENTER | 6-10 | 220 | TR
LAGOS, NIGERIA (GEORGIA)

Opp.	GS	Min	FG	A	Pct	3FG	A	Pct	FT	A	Pct	O	D	T	PF	FO	A	TO	S	B	Pts
MOREHEAD STATE	6	1	3	.333	0	1	.000	0	0	.000	2	1	3	0	0	0	0	0	0	0	2
TENNESSEE	DNP																				
BELLARMINE	7	0	0	.000	0	0	.000	0	0	.000	0	1	1	2	0	0	1	0	0	0	0
WINTHROP	1	0	0	.000	0	0	.000	0	0	.000	0	0	0	0	0	0	0	0	0	0	0
vs. Indiana	6	0	2	.000	0	0	.000	0	0	.000	2	0	2	1	0	0	0	0	0	0	0
vs. West Virginia	DNP																				
vs. Oklahoma	DNP																				
OLE MISS	2	0	0	.000	0	0	.000	0	0	.000	0	0	0	0	0	0	0	0	0	0	0
DUKE*	DNP																				
UTEP	5	0	0	.000	0	0	.000	0	0	.000	0	0	0	0	0	0	1	0	0	0	0
at Kentucky																					
at Florida State*																					
EASTERN KENTUCKY																					
UNC*																					
at Virginia*																					
CLEMSON*																					
at Pitt*																					
at Syracuse*																					
VIRGINIA*																					
at SMU*																					
WAKE FOREST*																					
at Georgia Tech*																					
at Boston College*																					
MIAMI*																					
at NC State*																					
at Notre Dame*																					
FLORIDA STATE*																					
at Virginia Tech*																					
PITT*																					
CAL*																					
STANFORD*																					

SEASON/CAREER HIGHS

POINTS

Season 2 vs. Morehead State, 11/4/24
Career 12 vs. South Carolina, 1/28/23*

REBOUNDS

Season 3 vs. Morehead State, 11/4/24
Career 15, 2x, last vs. Florida State, 3/9/22*

FIELD GOALS

Season 1 vs. Morehead State, 11/4/24
Career 6 vs. South Carolina, 1/28/23*

FIELD GOALS ATTEMPTED

Season 3 vs. Morehead State, 11/4/24
Career 6 vs. South Carolina, 1/28/23*

THREE-POINT FIELD GOALS

Season
Career

THREE-POINT FIELD GOALS ATTEMPTED

Season 1 vs. Morehead State, 11/4/24
Career Same

FREE THROWS

Season
Career 6 vs. Bucknell, 11/18/22*

FREE THROWS ATTEMPTED

Season
Career 6, 2x, last at Arkansas, 2/21/23*

ASSISTS

Season 1 vs. UTEP, 12/11/24
Career 4 vs. Florida State, 3/9/22*

BLOCKED SHOTS

Season
Career 3, 2x, last vs. Chattanooga, 12/21/22*

STEALS

Season
Career 2, 4 times

MINUTES PLAYED

Season 7 vs. Bellarmine, 11/19/24
Career 36 at Virginia Tech, 2/12/22*

*denotes career high from a previous school

FRANK ANSELEM-IBE FILE

- Transferred from Georgia after two years with the Bulldogs and was previously in the ACC at Syracuse
- Played in 29 games, averaging 9.1 minutes per outing, 2.6 points and 2.1 rebounds in his senior season with the Bulldogs
- As a junior, appeared in 31 contests, averaged 14.6 minutes, 3.3 boards and 2.9 points
- Over two years at Georgia, netted 59 of 110 attempts from the field, good for 53.6% FG
- Appeared in 36 games total for the Orange

GETTING TO KNOW FRANK ANSELEM-IBE

- Born July 4, 2000... Son of Emena & Helen... Has three siblings... Majoring in Sport Administration
- Will face off against a former high school teammate who plays for SMU
- He chose 13 because Paul George is one of his favorite players of all time and he wears #13
- Says the best thing about being a Cardinal is "Representing a historic program"
- Person with the greatest influence on his athletic career is Hakeem Olajuwon; he's also the basketball player he most admires
- He enjoys watching TV shows and movies, playing video games and listening to music
- The best moment of his athletic career was receiving his first college offer

ANSELEM-IBE CAREER STATISTICS

SEASON	TEAM	GP-GS	MIN/AVG	Field Goals		3-Point		F-Throws		Rebounds				Scoring						
				FG-FGA	FG%	3FG-3FGA	3FG%	FT-FTA	FT%	OFF	DEF	TOT	AVG	PF-FO	A	TO	BLK	STL	PTS	AVG
2020-21	SU	4-0	25/6.2	1-1	1.000	0-0	.000	4-5	.800	2	3	5	1.3	4-0	0	3	1	1	6	1.5
2021-22	SU	32-6	452/14.1	30-48	.625	0-0	.000	24-40	.600	52	71	123	3.8	65-1	13	17	17	8	84	2.6
2022-23	UG	31-6	453/14.6	32-67	.478	0-0	.000	26-40	.650	39	62	101	3.3	58-0	8	23	21	11	90	2.9
2023-24	UG	29-3	265/9.1	27-43	.628	0-0	.000	20-32	.625	27	34	61	2.1	43-0	9	8	20	2	74	2.6
2024-25	LOU	6-0	26/4.4	1-5	.200	0-1	.000	0-0	.000	4	2	6	1.0	3-0	1	1	0	0	2	0.3
TOTAL FOR LOU		6-0	26/4.4	1-5	.200	0-1	.000	0-0	.000	4	2	6	1.0	3-0	1	1	0	0	2	0.3
TOTAL		102-15	1222/12.0	91-164	.555	0-1	.000	74-117	.632	124	172	296	2.9	173-1	31	52	59	22	256	2.5



#15 ALY KHALIFA

SENIOR | CENTER | 6-11 | 275 | TR
ALEXANDRIA, EGYPT (BYU)

Opp.	GS	Min	FG	A	Pct	3FG	A	Pct	FT	A	Pct	O	D	T	PF	FO	A	TO	S	B	Pts	
MOREHEAD STATE		DNP																				
TENNESSEE		DNP																				
BELLARMINE		DNP																				
WINTHROP		DNP																				
vs. Indiana		DNP																				
vs. West Virginia		DNP																				
vs. Oklahoma		DNP																				
OLE MISS		DNP																				
DUKE*		DNP																				
UTEP		DNP																				
at Kentucky																						
at Florida State*																						
EASTERN KENTUCKY																						
UNC*																						
at Virginia*																						
CLEMSON*																						
at Pitt*																						
at Syracuse*																						
VIRGINIA*																						
at SMU*																						
WAKE FOREST*																						
at Georgia Tech*																						
at Boston College*																						
MIAMI*																						
at NC State*																						
at Notre Dame*																						
FLORIDA STATE*																						
at Virginia Tech*																						
PITT*																						
CAL*																						
STANFORD*																						

SEASON/CAREER HIGHS

POINTS

Season
Career 27 at UTSA, 3/2/23*

REBOUNDS

Season
Career 16 at Davidson, 11/29/22*

FIELD GOALS

Season
Career 10 at Western Kentucky, 1/21/23*

FIELD GOALS ATTEMPTED

Season
Career 21 vs. Western Kentucky, 2/16/23*

THREE-POINT FIELD GOALS

Season
Career 6 vs. Western Kentucky, 2/16/23*

THREE-POINT FIELD GOALS ATTEMPTED

Season
Career 14 vs. Western Kentucky, 02/16/23*

FREE THROWS

Season
Career 7 vs. Monmouth, 11/9/21*

FREE THROWS ATTEMPTED

Season
Career 8 vs. Monmouth, 11/9/21*

ASSISTS

Season
Career 10 vs. Marshall, 2/5/22*

BLOCKED SHOTS

Season
Career 4 vs. Drexel, 11/23/21*

STEALS

Season
Career 2, 8 times

MINUTES PLAYED

Season
Career 37, vs. UAB, 3/4/23*

*denotes career high from a previous school

ALY KHALIFA FILE

- Intends to redshirt the 2024-25 season to rehabilitate a knee injury
- Played one season at BYU (2023-24) and two at Charlotte (2021-22, 2022-23)
- Started in 26 of 29 games for the Cougars in his junior season, averaging 5.7 points, 4.0 assists and 3.7 rebounds
- Shot 31.5% from downtown with 29 makes in 2023-24
- Logged 115 assists against just 32 turnovers, ranking first in the Big 12 and sixth in the nation (top amongst centers) in assist-to-turnover ratio and setting a new BYU single-season record for assist to turnover ratio - 3.6 to 1
- As a sophomore at Charlotte, started all 34 games for the 49ers, averaging 11.1 points, 6.3 rebounds and 2.7 assists

GETTING TO KNOW ALY KHALIFA

- Full name is Aly Abdelrahman Aly Mohamed Khalifa... Son of Samia Mohamed and Abdelrahman Khalifa... Born November 22, 2001... Has one sibling: Nesma who played basketball at Cincinnati
- Graduated from the NBA Global Academy in 2020
- Graduated from BYU with a bachelor's degree in history
- Working to attain his master's of sport administration from UoFl
- Outside of basketball, he enjoys playing PlayStation

- with his friends and hanging out with them and his girlfriend
- The Cardinals will face former teammates of Khalifa's in Tyrese Proctor (Duke), Jaxson Robinson (Kentucky), Igor Milicic (Tennessee) and potentially Jun Seok Yeo (Gonzaga)
- His personal goal at UoFl is to win a national championship
- He chose the number 15 because his sister wore it all her life

KHALIFA CAREER STATISTICS

SEASON	TEAM	GP-GS	MIN/AVG	Field Goals		3-Point		F-Throws		Rebounds				Scoring							
				FG-FGA	FG%	3FG-3FGA	3FG%	FT-FTA	FT%	OFF	DEF	TOT	AVG	PF-FO	A	TO	BLK	STL	PTS	AVG	
2021-22	CLT	31-30	750/24.2	90-191	.471	20-57	.351	37-51	.725	45	84	129	4.2	92-4	107	55	24	17	237	7.6	
2022-23	CLT	34-34	972/28.6	159-311	.511	48-126	.381	32-43	.744	58	156	214	6.3	69-0	93	55	22	22	398	11.7	
2023-24	BYU	29-26	564/19.5	59-153	.386	29-92	.315	18-29	.621	32	75	107	3.7	46-0	115	32	18	8	165	5.7	
TOTAL FOR LOU		0-0	0/0.0	0-0	.000	0-0	.000	0-0	.000	0	0	0	0.0	0-0	0	0	0	0	0	0	0.0
TOTAL		94-90	2286/24.3	308-655	.470	97-275	.353	87-123	.707	135	315	450	4.8	207-4	315	142	64	47	800	8.5	



#24 CHUCKY HEPBURN

SENIOR | GUARD | 6-2 | 190 | TR
OMAHA, NEB. (WISCONSIN)

Opp.	GS	Min	FG	A	Pct	3FG	A	Pct	FT	A	Pct	O	D	T	PF	FO	A	TO	S	B	Pts
MOREHEAD STATE	*	21	1	3	.333	1	2	.500	5	5	1.000	0	1	1	1	0	4	1	0	0	8
TENNESSEE	*	27	2	7	.286	1	4	.250	3	3	1.000	3	1	4	2	0	4	4	6	0	8
BELLARMINE	*	26	6	11	.545	1	6	.167	3	3	1.000	1	1	2	2	0	5	2	4	0	16
WINTHROP	*	33	4	8	.500	1	3	.333	1	2	.500	0	4	4	2	0	3	4	2	0	10
vs. Indiana	*	29	7	10	.700	2	4	.500	0	0	.000	0	1	1	1	0	10	4	7	0	16
vs. West Virginia	*	38	8	12	.666	2	5	.400	14	17	.824	0	3	3	3	0	2	2	6	0	32
vs. Oklahoma	*	36	5	10	.500	2	5	.400	0	1	.000	3	5	8	4	0	4	3	3	0	12
OLE MISS	*	36	5	10	.500	2	6	.333	7	9	.777	0	2	2	3	0	4	4	0	0	19
DUKE*	*	37	2	11	.181	2	7	.286	2	2	1.000	0	3	3	3	0	5	4	1	0	8
UTEP	*	35	2	7	.286	1	4	.250	7	8	.875	1	4	5	2	0	7	2	3	0	12
at Kentucky																					
at Florida State*																					
EASTERN KENTUCKY																					
UNC*																					
at Virginia*																					
CLEMSON*																					
at Pitt*																					
at Syracuse*																					
VIRGINIA*																					
at SMU*																					
WAKE FOREST*																					
at Georgia Tech*																					
at Boston College*																					
MIAMI*																					
at NC State*																					
at Notre Dame*																					
FLORIDA STATE*																					
at Virginia Tech*																					
PITT*																					
CAL*																					
STANFORD*																					

SEASON/CAREER HIGHS

POINTS

Season 32 vs. West Virginia, 11/28/24
Career Same

REBOUNDS

Season 8 vs. Oklahoma, 11/29/24
Career 9 at Iowa, 2/17/24*

FIELD GOALS

Season 8 vs. West Virginia, 11/28/24
Career 9, 2x, last vs. Purdue 3/16/24*

FIELD GOALS ATTEMPTED

Season 12 vs. West Virginia, 11/28/24
Career 21 at Nebraska, 2/11/23*

THREE-POINT FIELD GOALS

Season 2, 5x, last vs. Duke, 12/8/24
Career 6 vs. Wake Forest, 11/29/22*

THREE-POINT FIELD GOALS ATTEMPTED

Season 7 vs. Duke, 12/8/24
Career 12, 2x, last at Nebraska, 2/11/23*

FREE THROWS

Season 14 vs. West Virginia, 11/28/24
Career Same

FREE THROWS ATTEMPTED

Season 17 vs. West Virginia, 11/28/24
Career Same

ASSISTS

Season 10 vs. #14/15 Indiana, 11/27/24
Career Same

BLOCKED SHOTS

Season
Career 2 vs. Indiana, 12/8/21*

STEALS

Season 7 vs. #14/15 Indiana, 11/27/24
Career Same

MINUTES PLAYED

Season 38 vs. West Virginia, 11/28/24
Career 42, 2x, last vs. Purdue, 3/16/24*

*denotes career high from a previous school

CHUCKY HEPBURN FILE

- Scored a career-high 32 points against West Virginia in the Battle 4 Atlantis semifinals on Nov. 28
- Logged his first career double-double against Indiana on Nov. 27 with 16 points, a career-high 10 assists and a career-high seven steals
- Spent three seasons with the Wisconsin Badgers where he started every game of his career, totalling 1,103 points, 313 assists and 162 steals
- As a junior, averaged 9.2 points, 3.9 assists, 3.3 rebounds and 2.1 steals per game as the Badgers advanced to the Big Ten Conference title game and the NCAA Tournament
- Named Big Ten All-Defensive Team & Big Ten All-Tournament Team
- Averaged 17.3 points, 5.7 assists and 2.0 steals across Wisconsin's run to the Big Ten Championship game

GETTING TO KNOW CHUCKY HEPBURN

- Born February 9, 2003... Son of Greg and Meliza Hepburn... Has one brother, Trey
- His brother Trey plays basketball at the University of Nebraska Kearney
- Will face off against Hunter Sallis, one of his former high school teammates, when Louisville plays Wake Forest
- He enjoys chilling with his teammates
- He chose UofL because "I want to, along with my team, bring life back into this program"
- His personal goal at UofL is to "become the best leader, teammate and player I have ever been"
- Says the best thing about being a Cardinal is: "The culture that we have rebuilt is special"
- The person with the greatest influence on his athletic career is Vincent Burns

HEPBURN CAREER STATISTICS

SEASON	TEAM	GP-GS	MIN/AVG	Field Goals		3-Point		F-Throws		Rebounds				Scoring						
				FG-FGA	FG%	3FG-3FGA	3FG%	FT-FTA	FT%	OFF	DEF	TOT	AVG	PF-FO	A	TO	BLK	STL	PTS	AVG
2021-22	Wisc	33-33	1022/31.0	92-237	.388	39-112	.348	39-56	.696	7	63	70	2.1	70-0	77	39	5	36	262	7.9
2022-23	Wisc	35-35	1124/32.1	152-403	.377	68-168	.405	56-78	.718	16	83	99	2.8	75-0	99	52	2	52	428	12.2
2023-24	Wisc	35-35	1164/33.2	115-268	.429	37-115	.322	56-76	.737	22	95	117	3.3	70-0	137	43	3	73	323	9.2
2024-25	LOU	10-10	320/32.0	42-89	.472	15-46	.326	42-50	.840	8	25	33	3.3	23-0	48	30	0	32	141	14.1
TOTAL FOR LOU		10-10	320/32.0	42-89	.472	15-46	.326	42-50	.840	8	25	33	3.3	23-0	48	30	0	32	141	14.1
TOTAL		113-113	3629/32.1	401-997	.402	159-441	.361	193-260	.742	53	266	319	2.8	238-0	361	164	10	193	1154	10.2



#25 ABOUBACAR "KADER" TRAORE

SENIOR | FORWARD | 6-5 | 205 | TR
ABIDJAN, CÔTE D'IVOIRE (LONG BEACH STATE)

Opp.	GS	Min	FG	A	Pct	3FG	A	Pct	FT	A	Pct	O	D	T	PF	FO	A	TO	S	B	Pts
MOREHEAD STATE	*	21	1	4	.250	0	0	.000	1	2	.500	1	8	9	2	0	3	1	1	2	3
TENNESSEE	*	16	0	2	.000	0	0	.000	0	0	.000	1	0	1	1	0	1	0	0	1	0
BELLARMINE		DNP																			
WINTHROP		DNP																			
vs. Indiana		DNP																			
vs. West Virginia		DNP																			
vs. Oklahoma		DNP																			
OLE MISS		DNP																			
DUKE*		DNP																			
UTEP		DNP																			
at Kentucky																					
at Florida State*																					
EASTERN KENTUCKY																					
UNC*																					
at Virginia*																					
CLEMSON*																					
at Pitt*																					
at Syracuse*																					
VIRGINIA*																					
at SMU*																					
WAKE FOREST*																					
at Georgia Tech*																					
at Boston College*																					
MIAMI*																					
at NC State*																					
at Notre Dame*																					
FLORIDA STATE*																					
at Virginia Tech*																					
PITT*																					
CAL*																					
STANFORD*																					

SEASON/CAREER HIGHS

POINTS

Season 3 vs. Morehead State, 11/4/24
Career 30 at Cal Poly, 1/4/24*

REBOUNDS

Season 9 vs. Morehead State, 11/4/24
Career 23 at UC Riverside, 1/27/22*

FIELD GOALS

Season 1 vs. Morehead State, 11/4/24
Career 14 at Cal Poly, 1/4/24*

FIELD GOALS ATTEMPTED

Season 4 vs. Morehead State, 11/4/24
Career 17 at Cal Poly, 1/4/24*

THREE-POINT FIELD GOALS

Season
Career 1, 5 times

THREE-POINT FIELD GOALS ATTEMPTED

Season
Career 3, 2x, last vs. LIFE Pacific, 12/6/23*

FREE THROWS

Season 1 vs. Morehead State, 11/4/24
Career 12 vs. UC Irvine, 3/15/24*

FREE THROWS ATTEMPTED

Season 2 vs. Morehead State, 11/4/24
Career 13 vs. UC Irvine, 3/15/24*

ASSISTS

Season 3 vs. Morehead State, 11/4/24
Career 13 vs. UC Riverside, 3/14/24*

BLOCKED SHOTS

Season 2 vs. Morehead State, 11/4/24
Career 4, 7 times

STEALS

Season 1 vs. Morehead State, 11/4/24
Career 4, 5 times

MINUTES PLAYED

Season 21 vs. Morehead State, 11/4/24
Career 54 at UC San Diego, 1/21/23*

*denotes career high from a previous school

ABOUBACAR TRAORE FILE

- Fractured a bone in his left arm; expected to 6-8 weeks of play
- Transferred from Long Beach State
- Averaged 12.0 points, 8.4 rebounds and 4.5 assists as a junior, helping the program reach the NCAA Tournament for the first time since 2012
- Tallied 55 steals and 51 blocks in 2023-24, earning the title of Big West Conference Best Hustle Player for the second straight year
- Was the Big West's 2024 Most Outstanding Player of the Conference Tournament, averaging 13.0 points, 10.7 rebounds and 8.7 assists over the event

GETTING TO KNOW ABOUBACAR TRAORE

- Born October 4, 2001... Son of Naissa and Faman Traore... Has seven siblings (Aminata, Sekou, Namian, Diguibani, Fatoumata, Aicha, Kadidiatou)... Majoring in consumer business dynamics with a minor in sociology
- Will face off against high school teammate AJ George who plays at SMU
- Enjoys playing Fortnite in his spare time
- He chose to attend UoFL because of "The project; be-

- ing apart of rebuilding a basketball city"
- Personal goal at UoFL is to get to the NCAA Tournament
- Says the best thing about being a Cardinal is that "the fans are really engaged"
- If a movie was made about his life, thinks The Rock should play him
- The greatest influence on his athletic career is LeBron James

TRAORE CAREER STATISTICS

SEASON	TEAM	GP-GS	MIN/AVG	Field Goals			3-Point		F-Throws		Rebounds				Scoring					
				FG-FGA	FG%	3FG-3FGA	3FG%	FT-FTA	FT%	OFF	DEF	TOT	AVG	PF-FO	A	TO	BLK	STL	PTS	AVG
2021-22	LBSU	32-24	753/23.5	107-174	.615	0-1	.000	52-91	.571	94	165	259	8.1	90-1	43	49	41	29	266	8.3
2022-23	LBSU	33-33	1042/31.6	126-228	.553	3-10	.300	79-118	.669	104	186	290	8.8	100-4	114	82	22	39	334	10.1
2023-24	LBSU	36-31	1115/31.0	149-288	.517	2-23	.087	133-200	.665	97	207	304	8.4	108-5	161	95	51	55	433	12.0
2024-25	LOU	2-2	37/18.3	1-6	.167	0-0	.000	1-2	.500	2	8	10	5.0	3-0	4	1	3	1	3	1.5
TOTAL FOR LOU		2-2	37/18.3	1-6	.167	0-0	.000	1-2	.500	2	8	10	5.0	3-0	4	1	3	1	3	1.5
TOTAL		103-90	2947/28.6	383-696	.550	5-34	.147	265-411	.645	297	566	863	8.4	301-10	322	227	117	124	1036	10.1



#33 AIDAN MCCOOL

GRAD SENIOR | GUARD | 6-3 | 170 | 2L
CHARLESTON, S.C. (MARYLAND)

Opp.	GS	Min	FG	A	Pct	3FG	A	Pct	FT	A	Pct	O	D	T	PF	FO	A	TO	S	B	Pts
MOREHEAD STATE	2	0	0	0	.000	0	0	.000	1	2	.500	0	0	0	0	0	0	0	1	0	1
TENNESSEE	DNP																				
BELLARMINE	1	0	0	0	.000	0	0	.000	0	0	.000	0	0	0	0	0	0	0	0	0	0
WINTHROP	DNP																				
vs. Indiana	2	0	0	0	.000	0	0	.000	0	0	.000	0	0	0	0	0	0	0	0	0	0
vs. West Virginia	DNP																				
vs. Oklahoma	DNP																				
OLE MISS	DNP																				
DUKE*	DNP																				
UTEP	DNP																				
at Kentucky																					
at Florida State*																					
EASTERN KENTUCKY																					
UNC*																					
at Virginia*																					
CLEMSON*																					
at Pitt*																					
at Syracuse*																					
VIRGINIA*																					
at SMU*																					
WAKE FOREST*																					
at Georgia Tech*																					
at Boston College*																					
MIAMI*																					
at NC State*																					
at Notre Dame*																					
FLORIDA STATE*																					
at Virginia Tech*																					
PITT*																					
CAL*																					
STANFORD*																					

GETTING TO KNOW AIDAN MCCOOL

- Born Sept. 5, 2001 ... Son of Deirdre and Chris McCool ... Has one sibling: Abby ... Major is exercise science.
- His father and uncle swam collegiately at Kansas and Columbia, respectively, and he has multiple cousins who've played college volleyball.
- Personal goal at UofL is to maintain a high GPA and get his master's degree.
- Enjoys movies and TV shows in his spare time.
- The basketball player he most admires is Jimmy Butler.
- Best moment of his athletic career was his team being called on Selection Sunday his freshman year.

SEASON/CAREER HIGHS

POINTS

Season 1 vs. Morehead State, 11/4/24
Career 2, 3x, last vs. Boston College, 3/9/24

REBOUNDS

Season
Career 1, 3x, last vs. Coppin State, 11/15/23

FIELD GOALS

Season
Career Same

FIELD GOALS ATTEMPTED

Season
Career Same

THREE-POINT FIELD GOALS

Season
Career Same

THREE-POINT FIELD GOALS ATTEMPTED

Season
Career Same

FREE THROWS

Season 1 vs. Morehead State, 11/4/24
Career 2, 3x, last vs. Boston College, 3/9/24

FREE THROWS ATTEMPTED

Season 2 vs. Morehead State, 11/4/24
Career 2, 4x, last vs. Morehead State, 11/4/24

ASSISTS

Season
Career 1, 2x, last vs. Iowa, 2/10/22*

BLOCKED SHOTS

Season
Career Same

STEALS

Season 1 vs. Morehead State, 11/4/24
Career Same

MINUTES PLAYED

Season 2, 2x, last vs. #14/15 Indiana, 11/27/24
Career 5 vs. Iowa, 2/10/22*

*denotes career high from previous school

AIDAN MCCOOL FILE

- Made his first career start and hit two free throws on Senior Night vs. Boston College on March 9
- Named All-ACC Academic Team two years in a row
- Named to the 2023 and 2024 NABC Honors Court for academic excellence
- Transfer guard who was a member of the University of Maryland men's basketball team from 2020-22

MCCOOL CAREER STATISTICS

MCCOOL, Aidan

		Field Goals		3-Point		F-Throws		Rebounds				Scoring								
SEASON	TEAM	GP-GS	MIN/AVG	FG-FGA	FG%	3FG-3FGA	3FG%	FT-FTA	FT%	OFF	DEF	TOT	AVG	PF-FO	A	TO	BLK	STL	PTS	AVG
2020-21	MD	2-0	4/1.8	0-0	.000	0-0	.000	2-2	1.000	0	0	0	0.0	1-0	1	0	0	0	2	1.0
2021-22	MD	3-0	6/1.9	0-0	.000	0-0	.000	2-2	1.000	0	1	1	0.3	0-0	1	0	0	0	2	0.7
2022-23	LOU	3-0	4/1.2	0-0	.000	0-0	.000	0-0	.000	0	1	1	0.3	0-0	0	0	0	0	0	0.0
2023-24	LOU	12-1	16/1.4	0-0	.000	0-0	.000	2-2	1.000	0	1	1	0.1	2-0	0	0	0	0	2	0.2
2024-25	LOU	3-0	5/1.5	0-0	.000	0-0	.000	1-2	.500	0	0	0	0.0	0-0	0	0	0	1	1	0.3
TOTAL FOR LOU		18-1	25/1.4	0-0	.000	0-0	.000	3-4	.750	0	2	2	0.1	2-0	0	0	0	1	3	0.2



#55 SPENCER LEGG

**JUNIOR | GUARD | 6-7 | 200 | TR
WASHINGTON, D.C. (CHARLESTON)**

Opp.	GS	Min	FG	A	Pct	3FG	A	Pct	FT	A	Pct	O	D	T	PF	FO	A	TO	S	B	Pts	
MOREHEAD STATE	DNP																					
TENNESSEE	DNP																					
BELLARMINE	1	0	0	.000	0	0	.000	0	0	.000	0	0	0	0	0	0	0	0	0	0	0	0
WINTHROP	DNP																					
vs. Indiana	2	0	1	.000	0	0	.000	0	0	.000	0	0	0	0	0	0	0	0	0	0	0	0
vs. West Virginia	DNP																					
vs. Oklahoma	DNP																					
OLE MISS	DNP																					
DUKE*	DNP																					
UTEP	DNP																					
at Kentucky																						
at Florida State*																						
EASTERN KENTUCKY																						
UNC*																						
at Virginia*																						
CLEMSON*																						
at Pitt*																						
at Syracuse*																						
VIRGINIA*																						
at SMU*																						
WAKE FOREST*																						
at Georgia Tech*																						
at Boston College*																						
MIAMI*																						
at NC State*																						
at Notre Dame*																						
FLORIDA STATE*																						
at Virginia Tech*																						
PITT*																						
CAL*																						
STANFORD*																						

SEASON/CAREER HIGHS

POINTS

Season
Career 3, 3x, last at Hampton, 1/25/24*

REBOUNDS

Season
Career 2 vs. Monmouth, 3/10/24*

FIELD GOALS

Season
Career 1, 3x, last at Hampton, 1/25/24*

FIELD GOALS ATTEMPTED

Season
Career 2 vs. Montreat, 12/29/23*

THREE-POINT FIELD GOALS

Season 1 vs. #14/15 Indiana, 11/27/24
Career 1, 3x, last vs. #14/15 Indiana, 11/27/24

THREE-POINT FIELD GOALS ATTEMPTED

Season
Career 1, 4 times

FREE THROWS

Season
Career 3 vs. Montreat, 12/29/23*

FREE THROWS ATTEMPTED

Season
Career 4 vs. Montreat, 12/29/23*

ASSISTS

Season
Career

BLOCKED SHOTS

Season
Career

STEALS

Season
Career 1 vs. Stony Brook, 3/5/23*

MINUTES PLAYED

Season 2 vs. #14/15 Indiana, 11/27/24
Career 4 vs. Stony Brook, 2/25/23*

*denotes career high from previous school

SPENCER LEGG FILE

- Played for two seasons for Coach Kelsey at the College of Charleston
- Appeared in 17 games for the Cougars
- Scored his first collegiate career points at Northeastern on February 13, 2023
- Played at St. Stephen's and St. Agne's school under Coach Mike Jones where they won the the conference championship in his sophomore season
- Played at Woodberry Forest under Craig Dawson, leading the Tigers in rebounds and assists that season before transferring to IMG Academy under Coach Chad Meyers
- Played AAU for Prospect U under Coach Dorg Dormu


GETTING TO KNOW SPENCER LEGG

- Born October 25, 2001... Son of Elizabeth and Jonathan Legg... Has two sisters, Bramley and Avery... Graduated from Woodberry Forest in 2021
- Majoring in Sociology
- His father Jonathan played right guard at William and Mary from 1985-1988
- Will face three former teammates in Ismael Leggett (Pitt), Ben Burham (Virginia Tech) and Conner Venable (Virginia Tech)

• His personal goal at UofL is: "To excel on the basketball court while making a meaningful impact off the court through my foundation, Collegiate Champion Diabetes Educators (CCDE). I'm committed to inspiring and supporting type one diabetic athletes and children, showing them that they can achieve their dreams while managing their condition. Balancing my passion for basketball with my mission to give back is at the heart of my journey at UofL."

LEGG CAREER STATISTICS

SEASON	TEAM	GP-GS	MIN/AVG	Field Goals		3-Point		F-Throws		Rebounds				Scoring						
				FG-FGA	FG%	3FG-3FGA	3FG%	FT-FTA	FT%	OFF	DEF	TOT	AVG	PF	FO	A	TO	BLK	STL	PTS
2022-23	CC	10-0	16/1.6	2-6	.333	1-2	.500	0-0	.000	0	1	1	0.1	1-0	0	1	0	1	5	0.5
2023-24	CC	7-0	10/1.4	1-5	.200	1-2	.500	3-4	.750	2	0	2	0.3	3-0	0	0	0	0	6	0.9
2024-25	LOU	2-0	3/1.4	0-1	.000	0-0	.000	0-0	.000	0	0	0	0.0	0-0	0	0	0	0	0	0.0
TOTAL FOR LOU		2-0	3/1.4	0-1	.000	0-0	.000	0-0	.000	0	0	0	0.0	0-0	0	0	0	0	0	0.0



#93 NOAH WATERMAN

6TH YEAR | FORWARD | 6-11 | 230 | TR
SAVANNAH, N.Y. (BYU)

Opp.	GS	Min	FG	A	Pct	3FG	A	Pct	FT	A	Pct	O	D	T	PF	FO	A	TO	S	B	Pts
MOREHEAD STATE		15	2	6	.333	0	4	.000	0	0	.000	2	1	3	3	0	0	0	1	1	4
TENNESSEE		16	3	7	.429	3	6	.500	1	1	1.000	1	0	1	1	0	0	0	1	0	10
BELLARMINE	*	23	2	6	.333	2	6	.333	0	2	.000	0	1	1	3	0	0	0	0	0	6
WINTHROP	*	13	1	3	.333	0	2	.000	0	2	.000	0	1	1	5	1	0	0	0	3	2
vs. Indiana	*	29	6	12	.500	4	8	.500	0	0	.000	0	3	3	3	0	1	0	1	0	16
vs. West Virginia	*	26	1	7	.143	0	6	.000	0	1	.000	1	4	5	3	0	1	3	0	0	2
vs. Oklahoma	*	34	5	11	.455	0	5	.000	0	1	.000	5	6	11	4	0	1	1	0	1	10
OLE MISS	*	26	1	6	.167	1	4	.250	1	2	.500	5	4	9	3	0	1	1	0	0	4
DUKE*	*	22	0	3	.000	0	2	.000	1	2	.500	2	2	4	3	0	0	4	0	1	1
UTEP	*	20	2	9	.222	1	7	.143	2	5	.400	1	2	3	2	0	0	1	1	1	7
at Kentucky																					
at Florida State*																					
EASTERN KENTUCKY																					
UNC*																					
at Virginia*																					
CLEMSON*																					
at Pitt*																					
at Syracuse*																					
VIRGINIA*																					
at SMU*																					
WAKE FOREST*																					
at Georgia Tech*																					
at Boston College*																					
MIAMI*																					
at NC State*																					
at Notre Dame*																					
FLORIDA STATE*																					
at Virginia Tech*																					
PITT*																					
CAL*																					
STANFORD*																					

SEASON/CAREER HIGHS

POINTS

Season 16 vs. #14/15 Indiana, 11/27/24
Career 24 vs. Arizona State, 11/23/23*

REBOUNDS

Season 11 vs. Oklahoma, 11/29/24
Career 14 vs. Denver, 12/13/23*

FIELD GOALS

Season 6 vs. #14/15 Indiana, 11/27/24
Career 9 vs. Arizona State, 11/23/23*

FIELD GOALS ATTEMPTED

Season 12 vs. #14/15 Indiana, 11/27/24
Career 14 vs. Arizona State, 11/23/23*

THREE-POINT FIELD GOALS

Season 4 vs. #14/15 Indiana, 11/27/24
Career 6 vs. Arizona State, 11/23/23*

THREE-POINT FIELD GOALS ATTEMPTED

Season 8 vs. #14/15 Indiana, 11/27/24
Career 10 vs. Wyoming, 12/30/23*

FREE THROWS

Season 2 vs. UTEP, 12/11/24
Career 9 vs. UCF, 2/13/24*

FREE THROWS ATTEMPTED

Season 5 vs. UTEP, 12/11/24
Career 10 vs. UCF, 2/13/24*

ASSISTS

Season 1, 4x, last vs. #23/20 Ole Miss, 12/3/24
Career 4 vs. Western Oregon, 12/15/22*

BLOCKED SHOTS

Season 3, vs. Winthrop, 11/22/24
Career 3, 5x, last vs. Winthrop, 11/22/24

STEALS

Season 1, 5x, last vs. UTEP, 12/11/24
Career 2, 10 times

MINUTES PLAYED

Season 34 vs. Oklahoma, 11/29/24
Career 38, 2x, last vs. Purdue Fort Wayne, 2/26/22*

*denotes career high from previous school

NOAH WATERMAN FILE

- Logged first Louisville double-double against Oklahoma with 11 rebounds and 10 points
- Played at BYU (2022-23, 2023-24), Detroit Mercy (2020-21, 2021-22) and Niagara (2019-20)
- Started 33 games for the BYU Cougars, shooting 45.7% from the floor in the 2023-24 season, making a near 10-percent improvement from his redshirt junior season
- Scored 9.5 points per contest while averaging 5.4 rebounds in 24.1 minutes per game

GETTING TO KNOW NOAH WATERMAN

- Born April 2, 2000... Son of Kim Waterman... one of nine children... Was homeschooled and graduated in 2019
- Graduated with a communications degree from Brigham Young University
- Will go up against former teammate Jaxson Robinson and his former BYU coaching staff when the

- Cardinals play Kentucky
- Says the best thing about being a Cardinal is the fanbase
- Says if a movie was made about his life, he would be the actor for himself
- The person with the greatest influence on his basketball career is his brother Ben

WATERMAN CAREER STATISTICS

SEASON	TEAM	GP-GS	MIN/AVG	Field Goals		3-Point		F-Throws		Rebounds				Scoring						
				FG-FGA	FG%	3FG-3FGA	3FG%	FT-FTA	FT%	OFF	DEF	TOT	AVG	PF-FO	A	TO	BLK	STL	PTS	AVG
2019-20	Niag	7-5	156/22.3	17-35	.486	6-14	.429	9-18	.500	4	19	23	3.3	13-0	6	11	3	1	49	7.0
2020-21	UDM	15-12	411/27.4	61-110	.555	38-72	.528	18-28	.643	17	50	67	4.5	39-1	14	16	10	8	178	11.9
2021-22	UDM	21-17	530/25.2	57-133	.429	36-96	.375	18-24	.750	22	63	85	4.0	41-1	10	18	14	16	168	8.0
2022-23	BYU	33-14	560/17.0	52-142	.366	30-93	.323	19-35	.543	18	75	93	2.8	70-0	25	36	13	16	153	4.6
2023-24	BYU	33-33	796/24.1	105-230	.457	57-154	.370	46-57	.807	43	136	179	5.4	61-1	23	23	19	13	313	9.5
2024-25	LOU	10-8	226/22.6	23-70	.329	11-50	.220	5-16	.313	17	24	41	4.1	30-1	4	10	7	4	62	6.2
TOTAL FOR LOU		10-8	226/22.6	23-70	.329	11-50	.220	5-16	.313	17	24	41	4.1	30-1	4	10	7	4	62	6.2
TOTAL		119-89	2679/22.5	315-720	.438	178-479	.372	115-178	.646	121	367	488	4.1	254-4	82	114	66	58	923	7.8

GAME-BY-GAME STORYLINES

NOVEMBER 4, 2024 | LOUISVILLE 93, MOREHEAD STATE 45 | LOUISVILLE, KY.

- The 48-point victory was Louisville's largest margin of victory since a 104-54 win vs. Southern on Nov. 13, 2018, and largest in a season opener since a 92-38 win vs. South Alabama on Nov. 18, 2001.
- It was the first time Louisville held an opponent to fewer than 20 points in a half since holding Evansville to 16 in the first half on Nov. 25, 2020. Louisville held the Eagles to just 14 points in the first half as they made only three field goals.
- Kasean Pryor logged a double-double of 18 points and 12 rebounds becoming one of seven UofL players since 1965 to record a double-double in their UofL debut.
- Kenny White Jr. led Morehead State in scoring with 14 points on 4 of 9 shooting

NOVEMBER 9, 2024 | #12 TENNESSEE 77, LOUISVILLE 55 | LOUISVILLE, KY.

- Despite Tennessee leading wire-to-wire, Louisville was still able to force 20 turnovers and logged 12 steals against the Vols
- Louisville shot just 26.7% from the floor while the Volunteers shot 56.6%, with a 52.6% clip from 3
- Reyne Smith netted four 3-pointers and scored 18 points total, leading the Cardinals
- Zakai Zeigler and Chaz Lanier both scored 19 points; Zeigler tacked on seven assists and three steals to his stat line

NOVEMBER 19, 2024 | LOUISVILLE 100, BELLARMINE 68 | LOUISVILLE, KY.

- Louisville scored 48 points in the first half, its highest scoring first half since leading Eastern Kentucky 50-32 at halftime on Dec. 14, 2019
- The Cardinals outrebounded the Knights 37-23 and outscored them from the bench 32-4
- Terrence Edwards Jr. dropped 26 points, netting four long range buckets in the process
- Ben Johnson went 6 for 11 from the 3-point line and scored 29 points to lead the Knights

NOVEMBER 22, 2024 | LOUISVILLE 76, WINTHROP 61 | LOUISVILLE, KY.

- Louisville shot 48.1% from the floor while assisting on 12 of its 26 baskets
- The Cardinals outrebounded Winthrop 44-41, but the Eagles logged a 19-10 margin on the offensive boards
- Reyne Smith netted five of nine attempts from long range, scoring 20 points; J'Vonne Hadley notched his first Louisville double-double with 12 points and 13 boards
- Kelton Talford led the Eagles in scoring with 15 points while K.J. Doucet had a double-double with 13 points and 10 rebounds

NOVEMBER 27, 2024 | LOUISVILLE 89, #14/15 INDIANA 61 | PARADISE ISLAND, BAHAMAS | BATTLE 4 ATLANTIS QUARTERFINALS

- The Cardinals never trailed in the 28-point rout, leading the Hoosiers by as much as 38 at one point in the second half
- Chucky Hepburn logged his first career double-double with 16 points and 10 assists; he also added seven steals
- Louisville had 23 assists on 37 made baskets and added 15 steals
- Malik Reneau led Indiana in rebounding and scoring with seven and 21, respectively

NOVEMBER 28, 2024 | LOUISVILLE 79, WEST VIRGINIA 70 OT | PARADISE ISLAND, BAHAMAS | BATTLE 4 ATLANTIS SEMIFINALS

- It was Louisville's first overtime game of the season; the Cardinals outscored the Mountaineers in overtime 17-8
- Chucky Hepburn scored a whopping 32 points and added six steals
- Louisville had 21 second chance points on 14 offensive rebounds
- Javon Small dropped 26 points to lead West Virginia in scoring

NOVEMBER 29, 2024 | OKLAHOMA 69, LOUISVILLE 64 | PARADISE ISLAND, BAHAMAS | BATTLE 4 ATLANTIS CHAMPIONSHIP

- Despite losing by five points, Louisville outrebounded Oklahoma 44-23, and outscored the Sooners in the paint 34-22
- Chucky Hepburn was named to the All-Tournament Team
- J'Vonne Hadley had a double-double of 13 rebounds and 12 points; Noah Waterman had his first in a Louisville jersey with 11 rebounds and 10 points
- Jalon Moore was named the Tournament MVP after posting 24 points and seven boards in the championship game

DECEMBER 3, 2024 | #23/20 OLE MISS 86, LOUISVILLE 63 | LOUISVILLE, KY. | SEC/ACC CHALLENGE

- Ole Miss outscored Louisville in the paint 48-26
- Chucky Hepburn was Louisville's leading scorer for the fourth game in a row with 19 points
- Three Cardinals logged nine boards each: Noah Waterman, J'Vonne Hadley and James Scott
- Former Cardinal Dre Davis led the Rebels in scoring with 20 points on 9 of 12 shooting

DECEMBER 8, 2024 | #9 DUKE 76, LOUISVILLE 65 | LOUISVILLE, KY.

- Louisville led for 29:35, but an 18-2 run by Duke flipped the game on its head midway through the second half
- Terrence Edwards Jr. came off the bench for the first time and gave the Cardinals 21 points on 6 of 12 shooting, going 3 of 4 beyond the arc
- Duke outscored Louisville in the paint 34-14 and scored 20 points off of 15 Cardinal miscues
- Duke freshman Cooper Flagg logged a double-double for the Blue Devils with 20 points, 12 boards

DECEMBER 11, 2024 | LOUISVILLE 77, UTEP 74 | LOUISVILLE, KY.

- There were 13 lead changes and 10 ties throughout the game
- UTEP led the country in steals and forced turnovers; Louisville limited them to 7 steals and only turned the ball over 11 times
- The Cardinals had two players with double-doubles: J'Vonne Hadley had 13 points and 12 rebounds, James Scott had 11 and 11
- Corey Camper Jr. led the Miners with 19 points on 7 of 13 shooting in his 39 minutes of play

2024-25 RESULTS

DATE	OPPONENT	SCORE	ATTENDANCE	UOFL HIGH POINTS	UOFL HIGH REBOUNDS	OPP HIGH POINTS
11/4	MOREHEAD STATE	93-45	12,490	Kasean Pryor (18)	Kasean Pryor (12)	Kenny White Jr. (14)
11/9	TENNESSEE	55-77	16,976	Reyne Smith (18)	Reyne Smith (5)	Zeigler/Lanier (19)
11/19	BELLARMINE	100-68	12,220	Terrence Edwards Jr. (26)	James Scott (8)	Ben Johnson (29)
11/22	WINTHROP	76-61	12,462	Reyne Smith (20)	J'Vonne Hadley (13)	Kelton Talford (15)
11/27	vs. Indiana	89-61	1,594	Hepburn/Waterman (16)	J'Vonne Hadley (8)	Malik Reneau (21)
11/28	vs. West Virginia	79-70 OT	767	Chucky Hepburn (32)	Kasean Pryor (8)	Javon Small (26)
11/29	vs. Oklahoma	64-69	1,866	Hepburn/Hadley (12)	J'Vonne Hadley (13)	Jalon Moore (24)
12/3	OLE MISS	63-86	12,729	Chucky Hepburn (19)	Hadley/Waterman/Scott (9)	Dre Davis (20)
12/8	DUKE*	65-76	15,312	Terrence Edwards Jr. (21)	Scott/Hadley (8)	Cooper Flagg (20)
12/11	UTEP	77-74	11,668	Terrenc Edwards Jr. (22)	J'Vonne Hadley (12)	Corey Camper Jr. (19)
12/14	at Kentucky					
12/21	at Florida State*					
12/28	EASTERN KENTUCKY					
1/1	NORTH CAROLINA*					
1/4	at Virginia*					
1/7	CLEMSON*					
1/11	at Pittsburgh*					
11/14	at Syracuse*					
1/18	VIRGINIA*					
1/21	at SMU*					
1/28	WAKE FOREST*					
2/1	at Georgia Tech*					
2/5	at Boston College*					
2/8	MIAMI*					
2/12	at NC State*					
2/16	at Notre Dame*					
2/22	FLORIDA STATE*					
2/25	at Virginia Tech*					
3/1	PITTSBURGH*					
3/5	CALIFORNIA*					
3/8	STANFORD*					

2024-25 GAME-BY-GAME STARTING LINEUPS

DATE	OPPONENT	G	G	G/F	G/F	F	RECORD#
11/4	MOREHEAD STATE	Chucky Hepburn	J'Vonne Hadley	Terrence Edwards Jr.	Aboubacar Traore	James Scott	1-0
11/9	TENNESSEE	Chucky Hepburn	J'Vonne Hadley	Terrence Edwards Jr.	Aboubacar Traore	James Scott	1-1
11/19	BELLARMINE	Chucky Hepburn	J'Vonne Hadley	Terrence Edwards Jr.	Noah Waterman	James Scott	1-0
11/22	WINTHROP	Chucky Hepburn	J'Vonne Hadley	Terrence Edwards Jr.	Noah Waterman	James Scott	2-0
11/27	vs. Indiana	Chucky Hepburn	J'Vonne Hadley	Terrence Edwards Jr.	Noah Waterman	Kasean Pryor	1-0
11/28	vs. West Virginia	Chucky Hepburn	J'Vonne Hadley	Terrence Edwards Jr.	Noah Waterman	Kasean Pryor	2-0
11/29	vs. Oklahoma	Chucky Hepburn	J'Vonne Hadley	Terrence Edwards Jr.	Noah Waterman	Kasean Pryor	2-1
12/3	OLE MISS	Chucky Hepburn	J'Vonne Hadley	Reyne Smith	Terrence Edwards Jr.	Noah Waterman	0-1
12/8	DUKE*	Chucky Hepburn	J'Vonne Hadley	Reyne Smith	Noah Waterman	James Scott	0-1
12/11	UTEP	Chucky Hepburn	J'Vonne Hadley	Reyne Smith	Noah Waterman	James Scott	1-1
12/14	at Kentucky						
12/21	at Florida State*						
12/28	EASTERN KENTUCKY						
1/1	NORTH CAROLINA*						
1/4	at Virginia*						
1/7	CLEMSON*						
1/11	at Pittsburgh*						
11/14	at Syracuse*						
1/18	VIRGINIA*						
1/21	at SMU*						
1/28	WAKE FOREST*						
2/1	at Georgia Tech*						
2/5	at Boston College*						
2/8	MIAMI*						
2/12	at NC State*						
2/16	at Notre Dame*						
2/22	FLORIDA STATE*						
2/25	at Virginia Tech*						
3/1	PITTSBURGH*						
3/5	CALIFORNIA*						
3/8	STANFORD*						

(#) running count of UofL's record with listed lineup

(*) ACC games

2024-25 GAME-BY-GAME COMPARISON

DATE	OPPONENT	FGM-A/%	3FG-A/%	FTM-A/%	OR-DR-TOT	PF	AST	TO	STL	BLK	PTS
11/4	UOFL	32-71/.451	11-36/.306	18-28/.643	14-35-49	21	21	5	12	6	93
	MOREHEAD STATE	12-52/.231	3-21/.143	18-27/.667	12-33-45	20	4	21	1	3	45
11/9	UOFL	16-60/.267	10-39/.256	13-13/1.000	13-13-26	13	11	15	12	4	55
	TENNESSEE	30-53/.566	10-19/.526	7-11/.636	12-28-40	18	12	20	8	4	77
11/19	UOFL	35-64/.547	12-35/.343	18-24/.750	10-27-37	19	15	9	7	2	100
	BELLARMINE	24-53/.453	9-25/.360	11-17/.647	4-19-23	21	15	16	5	2	68
11/22	UOFL	26-54/.481	7-26/.269	17-26/.654	10-34-44	21	12	20	7	10	76
	WINTHROP	22-70/.314	6-29/.207	11-22/.500	19-22-41	23	8	19	10	0	61
11/27	UOFL	37-65/.569	10-27/.370	5-7/.714	11-24-35	17	23	15	15	1	89
	vs. Indiana	21-63/.333	7-20/.350	12-17/.706	22-18-40	15	12	23	8	3	61
11/28	UOFL	24-57/.421	7-28/.250	24-33/.727	14-27-41	15	10	15	7	4	79
	vs. West Virginia	26-59/.441	9-26/.346	9-12/.750	9-25-34	29	11	16	5	6	70
11/29	UOFL	24-63/.381	7-32/.219	9-16/.563	21-23-44	18	12	14	6	2	64
	vs. Oklahoma	21-44/.477	8-17/.471	19-25/.760	4-19-23	17	14	10	9	1	69
12/3	UOFL	19-57/.333	5-30/.167	20-30/.667	17-21-38	14	8	12	2	1	63
	OLE MISS	34-60/.567	8-20/.400	10-13/.769	6-25-31	21	14	8	10	5	86
12/8	UOFL	19-51/.373	11-31/.355	16-21/.762	8-26-34	16	10	15	4	1	65
	DUKE*	28-62/.452	8-30/.267	12-14/.857	9-26-35	18	13	7	7	3	76
12/11	UOFL	23-58/.397	6-34/.176	25-34/.735	16-24-40	13	13	11	9	2	77
	UTEP	29-57/.509	9-20/.450	7-11/.636	7-22-29	27	9	15	7	1	74
12/14	UOFL at Kentucky										
12/21	UOFL at Florida State*										
12/28	UOFL EASTERN KENTUCKY										
1/1	UOFL NORTH CAROLINA*										
1/4	UOFL at Virginia*										
1/7	UOFL CLEMSON*										
1/11	UOFL at Pittsburgh*										
1/14	UOFL at Syracuse*										
1/18	UOFL VIRGINIA*										
1/21	UOFL at SMU*										
1/28	UOFL WAKE FOREST*										
2/1	UOFL at Georgia Tech*										
2/5	UOFL at Boston College*										
2/8	UOFL MIAMI*										
2/12	UOFL at NC State*										
2/16	UOFL at Notre Dame*										
2/22	UOFL FLORIDA STATE*										
2/25	UOFL at Virginia Tech*										
3/1	UOFL PITTSBURGH*										
3/5	UOFL CALIFORNIA*										
3/8	UOFL STANFORD*										

2024-25 SPECIALTY STATS (LISTED: UOFL-OPPONENT)

DATE	OPPONENT	IN PAINT	OFF TO	SECOND CHANCE	FAST BREAK	BENCH	LARGEST LEAD	LARGEST DEFICIT	LEAD CHANGES	TIES
11/4	MOREHEAD STATE	42-14	29-2	12-8	18-2	43-17	50	None	None	None
11/9	TENNESSEE	10-40	12-20	5-15	4-6	39-19	None	26	None	None
11/19	BELLARMINE	44-30	18-17	17-3	5-2	32-4	34	3	1	1
11/22	WINTHROP	38-28	21-13	13-16	4-0	34-8	17	2	3	3
11/27	vs. Indiana	48-20	30-13	3-23	14-4	27-18	38	None	0	1
11/28	vs. West Virginia	32-30	14-7	21-10	7-7	16-3	9	11	7	6
11/29	vs. Oklahoma	34-22	9-15	25-7	2-4	13-22	5	10	5	6
12/3	OLE MISS	26-48	7-15	12-5	0-10	12-25	2	27	1	0
12/8	DUKE*	34-14	8-20	3-6	3-12	31-18	14	13	3	2
12/11	UTEP	34-38	17-14	16-7	10-4	26-22	8	7	13	10
12/14	at Kentucky									
12/21	at Florida State*									
12/28	EASTERN KENTUCKY									
1/1	NORTH CAROLINA*									
1/4	at Virginia*									
1/7	CLEMSON*									
1/11	at Pittsburgh*									
11/14	at Syracuse*									
1/18	VIRGINIA*									
1/21	at SMU*									
1/28	WAKE FOREST*									
2/1	at Georgia Tech*									
2/5	at Boston College*									
2/8	MIAMI*									
2/12	at NC State*									
2/16	at Notre Dame*									
2/22	FLORIDA STATE*									
2/25	at Virginia Tech*									
3/1	PITTSBURGH*									
3/5	CALIFORNIA*									
3/8	STANFORD*									

2024-25 TEAM SUPERLATIVES

LOUISVILLE	HIGHS	LOWS
Points	100 (Bellarmine, 11/19)	55 (Tennessee, 11/9)
First-half points	48 (Bellarmine, 11/19)	24 (West Virginia, 11/28)
Second-half points	52 (3 times)	28 (Duke, 12/8)
Overtime points	17 (West Virginia, 11/28)	
Winning margin	48 (Morehead State, 11/4)	3 (UTEP, 12/11)
Field goals	35 (Bellarmine, 11/19)	16 (Tennessee, 11/9)
Field goals attempted	71 (Morehead State, 11/4)	51 (Duke, 12/8)
Field goal percentage	56.9% (Indiana, 11/27)	26.7% (Tennessee, 11/9)
3-point field goals	12 (Bellarmine, 11/19)	5 (Ole Miss, 12/3)
3-point field goals attempted	39 (Tennessee, 11/9)	26 (Winthrop, 11/22)
3-point field goal percentage	37.0% (Indiana, 11/27)	16.7% (Ole Miss, 12/3)
Free throws	25 (UTEP, 12/11)	5 (Indiana, 11/27)
Free throws attempted	34 (UTEP, 12/11)	7 (Indiana, 11/27)
Free throw percentage	100.0% (Tennessee, 11/9)	56.3% (Oklahoma, 11/29)
Rebounds	49 (Morehead State, 11/4)	26 (Tennessee, 11/9)
Offensive rebounds	21 (Oklahoma, 11/29)	8 (Duke, 12/8)
Defensive rebounds	35 (Morehead State, 11/4)	13 (Tennessee, 11/9)
Personal fouls	21 (2 times)	13 (2 times)
Assists	23 (Indiana, 11/27)	8 (Ole Miss, 12/3)
Turnovers	15 (Tennessee, 11/9)	5 (Morehead State, 11/4)
Blocked shots	10 (Winthrop, 11/22)	1 (3 times)
Steals	12 (2 times)	2 (Ole Miss, 12/3)

OPPONENTS	HIGHS	LOWS
Points	86 (Ole Miss, 12/3)	45 (Morehead State, 11/4)
First-half points	40 (2 times)	14 (Morehead State, 11/4)
Second-half points	46 (Ole Miss, 12/3)	30 (Oklahoma, 11/29)
Overtime points	8 (West Virginia, 11/28)	
Winning margin	23 (Ole Miss, 12/3)	5 (Oklahoma, 11/29)
Field goals	34 (Ole Miss, 12/3)	12 (Morehead State, 11/4)
Field goals attempted	70 (Winthrop, 11/22)	44 (Oklahoma, 11/29)
Field goal percentage	56.7% (Ole Miss, 12/3)	23.1% (Morehead State, 11/4)
3-point field goals	10 (Tennessee, 11/9)	3 (Morehead State, 11/4)
3-point field goals attempted	30 (Duke, 12/8)	17 (Oklahoma, 11/29)
3-point field goal percentage	52.6% (Tennessee, 11/9)	14.3% (Morehead State, 11/4)
Free throws	19 (Oklahoma, 11/29)	7 (2 times)
Free throws attempted	27 (Morehead State, 11/4)	11 (2 times)
Free throw percentage	85.7% (Duke, 12/8)	50.0% (Winthrop, 11/22)
Rebounds	45 (Morehead State, 11/4)	23 (2 times)
Offensive rebounds	22 (Indiana, 11/27)	4 (2 times)
Defensive rebounds	33 (Morehead State, 11/4)	18 (Indiana, 11/27)
Personal fouls	29 (West Virginia, 11/28)	15 (Indiana, 11/27)
Assists	15 (Bellarmine, 11/19)	4 (Morehead State, 11/4)
Turnovers	23 (Indiana, 11/27)	7 (Duke, 12/8)
Blocked shots	6 (West Virginia, 11/28)	0 (Winthrop, 11/22)
Steals	10 (2 times)	1 (Morehead State, 11/4)

2024-25 INDIVIDUAL SUPERLATIVES

LOUISVILLE HIGHS

Points	32 (Chucky Hepburn vs. West Virginia, 11/28/24)
Field goals	10 (Terrence Edwards Jr. vs. Bellarmine, 11/19/24)
Field goals attempted	14 (Terrence Edwards Jr. vs. Bellarmine, 11/19/24)
Field goal percentage (min. 6 att.)	.833, 5-6 (James Scott vs. Bellarmine, 11/19/24)
3-point field goals	5 (Reyne Smith vs. Winthrop, 11/22/24)
3-point field goals attempted	12 (Reyne Smith vs. Tennessee, 11/9/24)
3-point field goal percentage (min. 4 att.)	.750, 3-4 (Terrence Edwards Jr. vs. Duke, 12/8/24)
Free throws	14 (Chucky Hepburn vs. West Virginia, 11/28/24)
Free throws attempted	17 (Chucky Hepburn vs. West Virginia, 11/28/24)
Free throw percentage (min. 6 att.)	1.000, 6-6 (Terrence Edwards Jr. vs. Duke, 12/8/24)
Rebounds	13 (2 times)
Assists	10 (Chucky Hepburn vs. Indiana, 11/27/24)
Steals	7 (Chucky Hepburn vs. Indiana, 11/27/24)
Blocked shots	5 (James Scott vs. Winthrop, 11/22/24)
Turnovers	6 (Kasean Pryor vs. Winthrop, 11/22/24)
Minutes	38 (Chucky Hepburn vs. West Virginia, 11/28/24)

OPPONENT HIGHS

Points	29 (Ben Johnson, Bellarmine, 11/19/24)
Field goals	10 (2 times)
Field goals attempted	21 (Ben Johnson, Bellarmine, 11/19/24)
Field goal percentage (min. 6 att.)	.750, 9-12 (Dre Davis, Ole Miss, 12/3/24)
3-point field goals	6 (Ben Johnson, Bellarmine, 11/19/24)
3-point field goals attempted	11 (2 times)
3-point field goal percentage (min. 4 att.)	.800, 4-5 (Ahamad Bynum, UTEP, 12/11/24)
Free throws	8 (Jalon Moore, Oklahoma, 11/92/24)
Free throws attempted	9 (Jalon Moore, Oklahoma, 11/29/24)
Free throw percentage (min. 6 att.)	1.000, 6-6 (Sion James, Duke, 12/8/24)
Rebounds	12 (Cooper Flagg, Duke, 12/8/24)
Assists	7 (4 times)
Steals	3, 2 times (Jahmai Mashack and Zakai Zeigler, Tennessee, 11/9/24)
Blocked shots	3 (Tucker DeVries, West Virginia, 11/28/24)
Turnovers	11 (Zakai Zeigler, Tennessee, 11/9/24)
Minutes	43 (Javon Small, West Virginia, 11/28/24)

CARDINAL SPORTS NETWORK

WLCL-FM (93.9) Louisville*
 WGTK-AM (970) Louisville*
 WIEL-FM (106.1) Elizabethtown
 WIEL-AM (1400) Elizabethtown
 WFRT-FM (103.7) Frankfort
 WKYL-FM (102.1) Lexington/
 Lawrenceburg
 WDBZ-AM (1230) Cincinnati
 WKCT-FM (104.1) Bowling Green
 WKCT-AM (930) Bowling Green

WVJS-FM (100.5) Owensboro
 WVJS-AM (1420) Owensboro
 WKLB-FM (104.5) Manchester
 WKLB-AM (1290) Manchester
 WYMC-FM (93.9) Mayfield
 WYMC-AM (1430) Mayfield
 WXKO-FM (103.5) Berea
 WEKY-FM (92.5) Richmond
 WEKY-AM (1340) Richmond
 WKXO-AM (1500) Richmond
 * denotes flagship station

UOFL TOP INDIVIDUAL GAMES

Points

1. Chucky Hepburn vs. West Virginia 32
2. Terrence Edwards Jr. vs. Bellarmine 26
3. Terrence Edwards Jr. vs. UTEP 22
4. Terrence Edwards Jr. vs. Duke 21
- Kasean Pryor vs. Bellarmine 21
6. Reyne Smith vs. Winthrop 20
7. Chucky Hepburn vs. Ole Miss 19
8. Reyne Smith vs. Tennessee 18
- Kasean Pryor vs. Morehead State 18
10. Chucky Hepburn vs. Indiana 16
- Noah Waterman vs. Indiana 16
- Chucky Hepburn vs. Bellarmine 16

Rebounds

1. J'Vonne Hadley vs. Oklahoma 13
- J'Vonne Hadley vs. Winthrop 13
3. J'Vonne Hadley vs. UTEP 12
- Kasean Pryor vs. Morehead State 12
5. James Scott vs. UTEP 11
- Noah Waterman vs. Oklahoma 11
7. J'Vonne Hadley vs. Ole Miss 9
- Noah Waterman vs. Ole Miss 9
- James Scott vs. Ole Miss 9
- Aboubacar Traore vs. Morehead State 9

Assists

1. Chucky Hepburn vs. Indiana 10
2. Chucky Hepburn vs. UTEP 7
- Terrence Edwards Jr. vs. Indiana 7
4. Chucky Hepburn vs. Duke 5
- Chucky Hepburn vs. Bellarmine 5
6. Chucky Hepburn vs. Ole Miss 4
- Chucky Hepburn vs. Oklahoma 4
- Kasean Pryor vs. Oklahoma 4
- Chucky Hepburn vs. Tennessee 4
- Chucky Hepburn vs. Morehead State 4
- Kasean Pryor vs. Morehead State 4

Blocked Shots

1. James Scott vs. Winthrop 5
2. Kasean Pryor vs. West Virginia 3
- Noah Waterman vs. Winthrop 3
4. Kasean Pryor vs. Winthrop 2
- Aboubacar Traore vs. Morehead State 2

Steals

1. Chucky Hepburn vs. Indiana 7
2. Chucky Hepburn vs. West Virginia 6
- Chucky Hepburn vs. Tennessee 6
4. Chucky Hepburn vs. Bellarmine 4
5. Chucky Hepburn vs. UTEP 3
- Chucky Hepburn vs. Oklahoma 3
- Kasean Pryor vs. Morehead State 3

Minutes Played

1. Chucky Hepburn vs. West Virginia 38
2. Chucky Hepburn vs. Duke 37
- Reyne Smith vs. West Virginia 37
3. Chucky Hepburn vs. Ole Miss 36
- Chucky Hepburn vs. Oklahoma 36
- Terrence Edwards Jr. vs. West Virginia 36
6. Chucky Hepburn vs. UTEP 35
- J'Vonne Hadley vs. UTEP 35
- J'Vonne Hadley vs. Ole Miss 35
- Terrence Edwards Jr. vs. Oklahoma 35
- Kasean Pryor vs. West Virginia 35

GAME 1

Nov. 4, 2024 • Louisville 93, Morehead State 45
KFC Yum! Center • Louisville, Ky.

GAME 2

Nov. 9, 2024 • No. 12 Tennessee 77, Louisville 55
KFC Yum! Center • Louisville, Ky.

Official Basketball Box Score - Final
Morehead St. at Louisville
11/04/24 KFC Yum! Center, Louisville, KY
2024-25 Men's Basketball
Game Time: 7:01 PM
Game Duration: 2:07
Attendance: 12,480
Officials: Bert Smith, Kelen Minor, Connor Finn

Morehead St. - 45		Record: 0-1																
NO.	Name	Min	FG	3P	FT	Rebounds	Fouls	TP	AS	TO	ST	Blocks	+/-					
			M-A	M-A	M-A	OR	DR	PF	FF	FD		BS	BA					
13	Kenny White Jr.	F	25:13	4-9	0-1	6-8	0	6	6	2	5	14	0	4	1	1	0	-30
23	Dionte Miles	F	27:08	2-5	0-0	2-5	5	6	11	4	4	6	2	2	0	0	1	-33
0	Jalen Breazeale	G	17:14	0-3	0-2	0-0	0	1	1	3	0	0	1	0	0	0	1	-28
2	Steven Clay	G	22:15	1-6	1-4	0-0	1	2	3	1	1	3	0	3	0	0	1	-34
5	Tyler Brelford	G	28:12	2-11	1-6	0-0	1	3	4	2	1	5	1	1	0	0	3	-39
3	Kade Rueggeger	F	18:21	1-5	1-2	2-2	2	4	6	2	1	5	0	0	0	0	0	-17
11	Trent Scott	F	22:47	1-4	0-0	2-4	1	1	2	3	3	4	1	4	0	0	0	-20
15	Khouri Winney	G	10:23	0-0	0-0	0-0	2	2	0	0	0	0	1	0	0	0	0	-17
24	Jalen Canham	F	14:47	1-5	0-4	4-4	1	2	3	1	3	6	0	1	0	0	0	-18
12	George Marshall	F	11:13	0-4	0-2	2-4	0	3	3	1	2	2	0	2	0	0	0	-6
14	Jaden Webb	F	02:29	0-0	0-0	0-0	0	1	1	1	0	0	0	1	0	1	0	-2
Team						1	2	3	0	0	0	0	1					
Totals			12-52	3-21	18-27	12	33	45	20	21	45	4	21	1	3	6	-48	

Shooting By Period
1st FG% 3-28 10.7%
3PT% 1-11 9.1%
FT% 7-10 70%
2nd FG% 9-24 37.5%
3PT% 2-10 20.0%
FT% 11-17 64.7%
GMFG% 12-52 23.1%
3PT% 3-21 14.3%
FT% 18-27 66.7%
Dead Ball Rebounds: 2/0

Technical Fouls: NONE

Official Basketball Box Score - Final
Louisville - 93
Game Time: 7:01 PM
Game Duration: 2:04
Attendance: 12,289
Officials: Ted Valentin, Courtney Gray, Gene Aubry

Louisville - 93		Record: 1-0																
NO.	Name	Min	FG	3P	FT	Rebounds	Fouls	TP	AS	TO	ST	Blocks	+/-					
			M-A	M-A	M-A	OR	DR	PF	FF	FD		BS	BA					
0	James Scott	F	15:25	6-8	0-1	0-2	2	3	5	4	1	12	2	0	2	1	0	23
25	Aboubacar Traore	F	20:32	1-4	0-0	1-2	1	8	9	2	2	3	3	1	1	2	0	25
1	J'Vonae Hadley	G	21:38	4-8	3-5	4-4	1	2	3	3	2	15	0	0	0	1	1	31
5	Terrence Edwards Jr.	G	25:32	5-7	2-4	0-2	1	2	3	4	2	12	3	2	0	0	0	39
24	Chucky Heppburn	G	21:24	1-3	1-2	5-5	0	1	1	1	3	8	4	1	0	0	0	29
6	Reyne Smith	G	23:30	4-10	4-9	0-0	0	1	1	1	0	12	1	0	2	0	0	35
7	Kasean Pryor	F	19:44	5-10	1-5	7-9	2	10	12	1	7	18	4	1	3	1	0	28
3	Koren Johnson	F	18:37	2-5	0-2	0-0	1	1	2	4	0	4	3	0	2	0	0	19
93	Noah Waterman	F	15:14	2-6	0-4	0-0	2	3	3	0	4	0	0	0	1	1	0	15
9	Khari Rootes	F	07:23	1-4	0-2	0-2	2	2	4	1	2	2	1	0	0	0	0	6
13	Frank Anselme-Ibe	F	05:45	1-3	0-1	0-0	0	1	1	1	0	0	0	0	0	0	0	-4
4	Cole Sherman	F	01:46	0-1	0-1	0-0	0	1	1	1	0	0	0	0	0	0	0	-2
12	Patrick Antonelli	F	01:46	0-2	0-0	0-0	0	0	0	0	0	0	0	0	0	0	0	-2
33	Aidan McCool	F	01:46	0-0	0-0	1-2	0	0	0	0	1	1	0	0	1	0	0	-2
Team						0	2	0	0	0	0	0	0	0	0	0	0	0
Totals			32-71	11-36	18-28	14	35	49	21	20	93	21	5	12	6	3	48	

Shooting By Period
1st FG% 13-32 40.6%
3PT% 6-20 30.0%
FT% 9-12 75%
2nd FG% 19-39 48.7%
3PT% 5-16 31.3%
FT% 9-16 56.3%
GMFG% 32-71 45.1%
3PT% 11-36 30.6%
FT% 18-28 64.3%
Dead Ball Rebounds: 2/0

Technical Fouls: NONE

Biggest lead	0 (1 st 20:00)	50 (2 nd 3:02)
Best Scoring Run	3 (1 st 17:58)	11 (1 st 6:48)
Lead Changes	0	0
Times Tied	0	0
Time with Lead	00:00	39:25

Points from Turnovers	MSU 2	LOU 29
Paint	MSU 14	LOU 42
Second Chance	MSU 8	LOU 12
Fast Breaks	MSU 2	LOU 18
Bench	MSU 17	LOU 43

Period by Period Scoring	1st	2nd	TOT
MSU	14	31	45
LOU	41	52	93

Official Basketball Box Score - Final
Tennessee at Louisville
11/09/24 KFC Yum! Center, Louisville
2024-25 Men's Basketball
Game Time: 12:01 PM
Game Duration: 2:01
Attendance: 16,976
Officials: Pat Grover, Doug Dugas, Joe Lindsey

Tennessee - 77		Record: 2-0															
NO.	Name	Min	FG	3P	FT	Rebounds	Fouls	TP	AS	TO	ST	Blocks	+/-				
			M-A	M-A	M-A	OR	DR	PF	FF	FD		BS	BA				
17	Rayshon Ross	F	12:16	3-4	1-1	0-0	0	2	2	2	2	3	7	0	0	0	14
2	Chase Davis	F	08:29	2-15	0-6	3-3	1	1	5	0	0	1	1	0	0	0	14
25	Terrence Edwards Jr.	G	28:29	5-12	2-5	0-0	2	2	2	2	2	20	2	0	0	0	29
1	J'Vonae Hadley	G	28:19	4-8	3-5	4-4	1	2	3	3	2	15	0	0	0	1	31
24	Chucky Heppburn	G	27:12	2-7	1-4	3-3	3	1	4	2	5	8	4	0	0	1	-8
7	Kasean Pryor	F	23:43	1-7	0-4	4-4	0	2	2	3	6	1	3	1	1	0	-26
6	Reyne Smith	G	23:00	5-13	4-12	4-4	2	5	5	1	0	0	0	0	0	0	-9
93	Noah Waterman	F	16:02	3-7	3-6	1-1	0	1	1	1	1	0	0	0	1	0	-3
3	Koren Johnson	F	20:42	1-6	0-2	0-0	0	1	1	2	2	2	1	0	1	0	-20
9	Khari Rootes	F	04:23	1-2	1-2	0-0	1	1	2	0	0	3	0	1	0	0	-4
Team						1	0	1	0	0	0	0	0	0	0	0	0
Totals			16-60	10-39	19-19	13	19	29	19	18	85	11	15	12	4	4	-22

Shooting By Period
1st FG% 3-28 10.7%
3PT% 1-11 9.1%
FT% 7-10 70%
2nd FG% 9-24 37.5%
3PT% 2-10 20.0%
FT% 11-17 64.7%
GMFG% 12-52 23.1%
3PT% 3-21 14.3%
FT% 18-27 66.7%
Dead Ball Rebounds: 2/0

Technical Fouls: NONE

Official Basketball Box Score - Final
Louisville - 55
Game Time: 7:01 PM
Game Duration: 2:04
Attendance: 12,289
Officials: Ted Valentin, Courtney Gray, Gene Aubry

Louisville - 55		Record: 1-1															
NO.	Name	Min	FG	3P	FT	Rebounds	Fouls	TP	AS	TO	ST	Blocks	+/-				
			M-A	M-A	M-A	OR	DR	PF	FF	FD		BS	BA				
0	James Scott	F	20:00	0-0	0-0	0-0	1	8	2	1	6	1	1	2	1	0	-1
25	Aboubacar Traore	F	18:06	0-2	0-0	0-0	1	1	1	1	1	2	0	0	0	0	-19
1	J'Vonae Hadley	G	28:17	1-4	1-3	0-0	2	2	4	1	1	3	1	0	1	0	-19
5	Terrence Edwards Jr.	G	28:06	2-12	0-4	1-1	1	1	1	1	2	20	0	0	0	0	-22
24	Chucky Heppburn	G	27:12	2-7	1-4	3-3	3	1	4	2	5	8	4	0	0	1	-8
7	Kasean Pryor	F	23:43	1-7	0-4	4-4	0	2	2	3	6	1	3	1	1	0	-26
6	Reyne Smith	G	23:00	5-13	4-12	4-4	2	5	5	1	0	0	0	0	0	0	-9
93	Noah Waterman	F	16:02	3-7	3-6	1-1	0	1	1	1	1	0	0	0	1	0	-3
3	Koren Johnson	F	20:42	1-6	0-2	0-0	0	1	1	2	2	2	1	0	1	0	-20
9	Khari Rootes	F	04:23	1-2	1-2	0-0	1	1	2	0	0	3	0	1	0	0	-4
Team						1	0	1	0	0	0	0	0	0	0	0	0
Totals			16-60	10-39	19-19	13	19	29	19	18	85	11	15	12	4	4	-22

Shooting By Period
1st FG% 13-32 40.6%
3PT% 6-20 30.0%
FT% 9-12 75%
2nd FG% 19-39 48.7%
3PT% 5-16 31.3%
FT% 9-16 56.3%
GMFG% 32-71 45.1%
3PT% 11-36 30.6%
FT% 18-28 64.3%
Dead Ball Rebounds: 2/0

Technical Fouls: NONE

Biggest lead	28 (2 nd 6:38)	10 (1 st 20:00)
Best Scoring Run	10 (1 st 14:03)	10 (1 st 0:41)
Lead Changes	0	15
Times Tied	0	4
Time with Lead	00:00	00:50

Points from Turnovers	TEN 12	LOU 10
Paint	TEN 40	LOU 10
Second Chance	TEN 15	LOU 5
Fast Breaks	TEN 9	LOU 4
Bench	TEN 16	LOU 8

Period by Period Scoring	1st	2nd	TOT
TEN	40	37	77
LOU	28	29	55

GAME 3

Nov. 19, 2024 • Louisville 100, Bellarmine 68
KFC Yum! Center • Louisville, Ky.

GAME 4

Nov. 22, 2024 • Louisville 76, Winthrop 61
KFC Yum! Center • Louisville, Ky.

Official Basketball Box Score - Final
Bellarmine at Louisville
11/19/24 KFC Yum! Center, Louisville, KY
2024-25 Men's Basketball
Game Time: 7:01 PM
Game Duration: 2:14
Attendance: 12,289
Officials: Ted Valentin, Courtney Gray, Gene Aubry

Bellarmine - 68		Record: 0-5															
NO.	Name	Min	FG	3P	FT	Rebounds	Fouls	TP	AS	TO	ST	Blocks	+/-				
			M-A	M-A	M-A	OR	DR	PF	FF	FD		BS	BA				
42	Curt Kopf	F	26:41	1-3	0-1	2-4	2	5	6	1	4	3	0	0	2	0	-13
11	Billy Smith	F	26:59	5-12	3-6	2-2	0	1	1	3	8	15	3	5	1	0	-34

GAME 5

Nov. 27, 2024 • Louisville 89, No. 14/15 Indiana 61
Imperial Arena • Paradise Island, Bahamas



Official Basketball Box Score - Final
Indiana at Louisville
11/27/24 Alliantis Resort, Paradise Island
2024 Bad Boy Mowers Battle 4 Alliantis

Game Time: 12:00 PM
Game Duration: 1:59
Attendance: 1,594

Officials: Mike Roberts, Bret Smith, Chi Meko

Indiana - 61

Record: 4-1. Box score table for Indiana with columns for NO. Name, Min, FG, 3P, FT, Rebounds, Fouls, TP, AS, TO, ST, Blocks, BS, BA, +/-.

Shooting By Period. 1st FG% 9-29 31.0%, 3PT% 3-9 33.3%, FT% 8-11 72.7%, 2nd FG% 12-34 35.3%, 3PT% 4-14 28.6%, FT% 4-6 66.7%, GM FG% 21-63 33.3%, 3PT% 7-20 35.0%, FT% 12-17 70.6%. Dead Ball Rebounds: 1, 0

Technical Fouls:Goode 2nd 1:31

Louisville - 89

Record: 4-1. Box score table for Louisville with columns for NO. Name, Min, FG, 3P, FT, Rebounds, Fouls, TP, AS, TO, ST, Blocks, BS, BA, +/-.

Shooting By Period. 1st FG% 15-32 46.9%, 3PT% 7-17 41.2%, FT% 0-0 0%, 2nd FG% 22-33 66.7%, 3PT% 3-10 30.0%, FT% 5-7 71.4%, GM FG% 37-65 56.9%, 3PT% 10-27 37.0%, FT% 5-7 71.4%. Dead Ball Rebounds: 1, 0

Technical Fouls:Hadley 2nd 7:08

IND LOU

Summary statistics table for Game 5 including Biggest lead, Best Scoring Run, Lead Changes, Times Tied, Time with Lead, Points from Turnovers, Paint, Second Chance, Fast Breaks, Bench, and Period by Period Scoring.

GAME 6

Nov. 28, 2024 • Louisville 79, West Virginia 70 OT
Imperial Arena • Paradise Island, Bahamas



Official Basketball Box Score - Final
West Virginia at Louisville
11/28/24 Alliantis Resort, Paradise Island
2024 Bad Boy Mowers Battle 4 Alliantis

Game Time: 12:00 PM
Game Duration: 2:28
Attendance: 767

Officials: Tony Pablis, Job Harness, Chris Palsi

West Virginia - 70

Record: 4-2. Box score table for West Virginia with columns for NO. Name, Min, FG, 3P, FT, Rebounds, Fouls, TP, AS, TO, ST, Blocks, BS, BA, +/-.

Shooting By Period. 1st FG% 12-30 40.0%, 3PT% 3-13 23.1%, FT% 1-1 100%, 2nd FG% 12-23 52.2%, 3PT% 5-11 45.5%, FT% 5-11 45.5%, OT FG% 2-6 33.3%, 3PT% 1-2 50.0%, GM FG% 26-59 44.1%, 3PT% 9-26 34.6%, FT% 6-12 50.0%. Dead Ball Rebounds: 0, 0

Technical Fouls:NONE

Louisville - 79

Record: 5-1. Box score table for Louisville with columns for NO. Name, Min, FG, 3P, FT, Rebounds, Fouls, TP, AS, TO, ST, Blocks, BS, BA, +/-.

Shooting By Period. 1st FG% 9-28 32.1%, 3PT% 3-15 20.0%, FT% 3-8 37.5%, 2nd FG% 11-22 50.0%, 3PT% 3-10 30.0%, FT% 13-16 81.3%, OT FG% 4-7 57.1%, 3PT% 1-3 33.3%, FT% 8-9 88.9%, GM FG% 24-57 42.1%, 3PT% 7-28 25.0%, FT% 24-33 72.7%. Dead Ball Rebounds: 3, 0

Technical Fouls:NONE

WVU LOU

Summary statistics table for Game 6 including Biggest lead, Best Scoring Run, Lead Changes, Times Tied, Time with Lead, Points from Turnovers, Paint, Second Chance, Fast Breaks, Bench, and Period by Period Scoring.

GAME 7

Nov. 29, 2024 • Oklahoma 69, Louisville 64
Imperial Arena • Paradise Island, Bahamas



Official Basketball Box Score - Final
Oklahoma at Louisville
11/29/24 Alliantis Resort, Paradise Island
2024 Bad Boy Mowers Battle 4 Alliantis - Championship Game

Game Time: 5:30 PM
Game Duration: 2:12
Attendance: 1,866

Officials: Mike Roberts, Tony Pablis, Job Harness

Oklahoma - 69

Record: 7-0. Box score table for Oklahoma with columns for NO. Name, Min, FG, 3P, FT, Rebounds, Fouls, TP, AS, TO, ST, Blocks, BS, BA, +/-.

Shooting By Period. 1st FG% 12-25 48.0%, 3PT% 7-14 50.0%, FT% 8-12 66.7%, 2nd FG% 9-19 47.4%, 3PT% 1-3 33.3%, FT% 11-13 84.6%, GM FG% 21-44 47.7%, 3PT% 8-17 47.1%, FT% 19-25 76.0%. Dead Ball Rebounds: 2, 2

Technical Fouls:Miles 1st 18:14

Louisville - 64

Record: 5-2. Box score table for Louisville with columns for NO. Name, Min, FG, 3P, FT, Rebounds, Fouls, TP, AS, TO, ST, Blocks, BS, BA, +/-.

Shooting By Period. 1st FG% 13-30 43.3%, 3PT% 4-16 25.0%, FT% 2-5 40%, 2nd FG% 11-33 33.3%, 3PT% 3-16 18.8%, FT% 7-11 63.6%, GM FG% 24-63 38.1%, 3PT% 7-32 21.9%, FT% 9-16 56.3%. Dead Ball Rebounds: 4, 0

Technical Fouls:NONE

OKL LOU

Summary statistics table for Game 7 including Biggest lead, Best Scoring Run, Lead Changes, Times Tied, Time with Lead, Points from Turnovers, Paint, Second Chance, Fast Breaks, Bench, and Period by Period Scoring.

GAME 8

Dec. 3, 2024 • #23/20 Ole Miss 86, Louisville 63
KFC Yum! Center • Louisville, Ky.



Official Basketball Box Score - Final
Ole Miss at Louisville
12/03/24 KFC Yum! Center, Louisville
2024-25 Men's Basketball

Game Time: 9:05 PM
Game Duration: 2:04
Attendance: 12,729

Officials: Ted Valentine, Tony Henderson, Tommy Morrissey

Ole Miss - 86

Record: 7-1. Box score table for Ole Miss with columns for NO. Name, Min, FG, 3P, FT, Rebounds, Fouls, TP, AS, TO, ST, Blocks, BS, BA, +/-.

Shooting By Period. 1st FG% 15-30 50.0%, 3PT% 3-11 27.3%, FT% 7-8 87.5%, 2nd FG% 19-30 63.3%, 3PT% 5-9 55.6%, FT% 3-5 60%, GM FG% 34-60 56.7%, 3PT% 8-20 40.0%, FT% 10-13 76.9%. Dead Ball Rebounds: 2, 0

Technical Fouls:NONE

Louisville - 63

Record: 5-3. Box score table for Louisville with columns for NO. Name, Min, FG, 3P, FT, Rebounds, Fouls, TP, AS, TO, ST, Blocks, BS, BA, +/-.

Shooting By Period. 1st FG% 10-28 35.7%, 3PT% 1-13 7.7%, FT% 10-13 76.9%, 2nd FG% 9-29 31.0%, 3PT% 4-17 23.5%, FT% 10-17 58.8%, GM FG% 19-57 33.3%, 3PT% 5-30 16.7%, FT% 20-30 66.7%. Dead Ball Rebounds: 6, 0

Technical Fouls:NONE

MIS LOU

Summary statistics table for Game 8 including Biggest lead, Best Scoring Run, Lead Changes, Times Tied, Time with Lead, Points from Turnovers, Paint, Second Chance, Fast Breaks, Bench, and Period by Period Scoring.

GAME 9

Dec. 8, 2024 • No. 9 Duke 76, Louisville 65
KFC Yum! Center • Louisville, Ky.



Official Basketball Box Score - Final
Duke at Louisville
12/08/24 KFC Yum! Center, Louisville
2024-25 Men's Basketball

Game Time: 6:02 PM
Game Duration: 2:03
Attendance: 15,312

Officials: Roger Ayers, Bert Smith, Pat Driscoll

Duke - 76

Record: 7-2 (1-0)

NO.	Name	Min	FG		3P		FT		Rebounds		Fouls		TP	AS	TO	ST	Blocks		+/-
			M/A	A	M/A	A	O/R	O/R	P/F	F/D	BS	BA							
2	Cooper Flagg	28:09	8-17	1-3	3-3	3	9	12	5	4	20	1	0	1	1	0	6		
9	Khaman Maluach	10:39	1-1	0-0	0-0	2	0	2	0	0	2	0	0	0	0	0	0	0	-13
5	Tyrese Proctor	36:27	6-13	1-6	0-0	0	2	2	3	2	13	1	1	0	0	0	18		
7	Kori Kneuppel	29:50	4-12	2-9	2-2	0	1	1	2	2	12	5	1	0	0	1	7		
14	Sion James	25:28	2-5	1-2	6-6	0	3	3	1	3	11	2	2	1	1	0	7		
1	Caleb Foster	13:29	3-7	2-6	1-2	1	1	2	3	2	9	1	0	1	0	0	-7		
6	Malik Brown	29:21	3-3	0-0	0-1	3	8	11	0	3	6	2	1	3	1	0	24		
3	Isaiah Evans	10:20	0-2	0-0	0-0	0	0	0	2	0	0	1	0	0	0	0	3		
18	Mason Gillis	16:17	1-2	1-2	0-0	0	2	2	2	0	3	1	0	1	0	0	10		
Team																			
Totals		29:42	8-30	12-14	9	26	35	18	16	76	14	7	7	3	1	11			

Technical Fouls: NONE

Louisville - 65

Record: 5-4 (0-1)

NO.	Name	Min	FG		3P		FT		Rebounds		Fouls		TP	AS	TO	ST	Blocks		+/-
			M/A	A	M/A	A	O/R	O/R	P/F	F/D	BS	BA							
0	James Scott	25:54	2-2	0-0	1-3	5	3	8	4	2	5	1	1	1	0	0	0	-3	
93	Noah Waterman	22:09	0-3	0-2	1-2	2	2	4	3	1	1	0	4	0	1	1	4		
1	J'Vonne Hadley	33:10	3-8	1-5	0-0	1	7	8	3	0	7	3	2	0	0	0	-12		
6	Reyne Smith	33:26	4-11	3-9	2-2	0	3	3	1	2	13	0	0	0	0	0	-8		
24	Chucky Hepburn	37:09	2-11	2-7	2-2	0	3	3	2	8	5	4	1	0	0	-12			
9	Khani Rootes	17:38	2-4	2-4	4-6	0	6	6	0	5	10	0	0	1	0	-11			
5	Terrence Edwards Jr.	30:34	6-12	3-4	6-6	0	2	2	2	6	21	1	3	2	0	-13			
Team																			
Totals		19:51	11-31	16-21	8	26	34	16	18	65	10	15	4	1	3	-11			

Technical Fouls: NONE

		DUK	LOU	Points from		Turnovers		Period by Period Scoring		
Biggest lead		13 (2 nd 0:47)	14 (1 st 8:36)	Paint	34	14		1st	2nd	TOT
Best Scoring Run		11 (2 nd 5:42)	8 (1 st 16:45)	Second Chance	6	3	DUK	33	43	76
Lead Changes		3	2	Fast Breaks	12	3	LOU	37	28	65
Times Tied		2	2	Bench	18	31				
Time with Lead		06:59	29:35							

GAME 10

Dec. 11, 2024 • Louisville 77, UTEP 74
KFC Yum! Center • Louisville, Ky.



Official Basketball Box Score - Final
UTEP at Louisville
12/11/24 KFC Yum! Center, Louisville
2024-25 Men's Basketball

Game Time: 7:01 PM
Game Duration: 2:06
Attendance: 11,958

Officials: Bill Covington, J. Tony Radin, Clarence Armstrong

UTEP - 74

Record: 6-3

NO.	Name	Min	FG		3P		FT		Rebounds		Fouls		TP	AS	TO	ST	Blocks		+/-
			M/A	A	M/A	A	O/R	O/R	P/F	F/D	BS	BA							
1	James Scott	29:10	4-5	0-1	3-4	5	6	11	3	9	11	1	1	1	0	0	8		
33	Noah Waterman	19:53	2-9	1-7	2-3	2	5	7	0	1	1	1	0	0	0	-7			
1	J'Vonne Hadley	34:42	5-10	0-0	3-5	6	8	12	2	3	13	3	2	0	1	0	3		
9	Reyne Smith	33:36	2-9	0-8	3-2	0	3	9	2	3	18	0	2	0	0	0	0		
24	Chucky Hepburn	35:17	2-7	1-4	7-8	1	4	5	2	6	12	7	2	0	0	1	15		
5	Terrence Edwards Jr.	30:12	6-13	2-8	8-10	1	2	3	1	6	22	1	0	2	0	0	0		
9	Khani Rootes	12:29	2-6	0-3	0-0	2	0	2	0	1	4	0	0	0	0	0	-10		
13	Frank Anselmi-Ibe	04:40	0-0	0-0	0-0	0	0	0	0	0	0	0	0	0	0	0	-6		
Team																			
Totals		23:58	6-34	25-34	16	24	40	13	26	77	13	11	9	2	1	3			

Technical Fouls: Dymun 1 1 2 4 23

Louisville - 77

Record: 6-4

NO.	Name	Min	FG		3P		FT		Rebounds		Fouls		TP	AS	TO	ST	Blocks		+/-
			M/A	A	M/A	A	O/R	O/R	P/F	F/D	BS	BA							
0	James Scott	29:10	4-5	0-1	3-4	5	6	11	3	9	11	1	1	1	0	0	8		
33	Noah Waterman	19:53	2-9	1-7	2-3	2	5	7	0	1	1	1	0	0	0	-7			
1	J'Vonne Hadley	34:42	5-10	0-0	3-5	6	8	12	2	3	13	3	2	0	1	0	3		
9	Reyne Smith	33:36	2-9	0-8	3-2	0	3	9	2	3	18	0	2	0	0	0	0		
24	Chucky Hepburn	35:17	2-7	1-4	7-8	1	4	5	2	6	12	7	2	0	0	1	15		
5	Terrence Edwards Jr.	30:12	6-13	2-8	8-10	1	2	3	1	6	22	1	0	2	0	0	0		
9	Khani Rootes	12:29	2-6	0-3	0-0	2	0	2	0	1	4	0	0	0	0	0	-10		
13	Frank Anselmi-Ibe	04:40	0-0	0-0	0-0	0	0	0	0	0	0	0	0	0	0	0	-6		
Team																			
Totals		23:58	6-34	25-34	16	24	40	13	26	77	13	11	9	2	1	3			

Technical Fouls: NONE

		UTP	LOU	Points from		Turnovers		Period by Period Scoring		
Biggest lead		7 (2 nd 17:26)	8 (2 nd 7:38)	Paint	14	17		1st	2nd	TOT
Best Scoring Run		5 (1 st 13:05)	5 (2 nd 7:38)	Second Chance	38	34	UTP	36	38	74
Lead Changes		13	7	Fast Breaks	10	4	LOU	32	45	77
Times Tied		10	10	Bench	22	26				
Time with Lead		10:58	21:06							



2024-25 Louisville Men's Basketball Combined Team Statistics All games

Game Records

Record	Overall	Home	Away	Neutral
ALL GAMES	6-4	4-3	0-0	2-1
CONFERENCE	0-1	0-1	0-0	0-0
NON-CONFERENCE	6-3	4-2	0-0	2-1

Score by Periods

Team	1st	2nd	OT	TOT
Louisville	343	401	17	761
Opponents	313	366	8	687

Team Box Score

No.	Player	Total					3-Point		F-Throw		Rebounds				Other Stats							
		GP-GS	MIN	AVG	FG-FGA	FG%	3FG-3FGA	3FG%	FT-FTA	FT%	OFF	DEF	TOT	AVG	PF	DQ	A	TO	BLK	STL	PTS	AVG
24	HEPBURN, Chucky	10-10	320:04	32.0	42-89	.472	15-46	.326	42-50	.840	8	25	33	3.3	23	0	48	30	0	32	141	14.1
5	EDWARDS JR., Terrence	10-8	283:33	28.4	45-107	.421	12-46	.261	27-35	.771	14	18	32	3.2	13	0	21	22	0	5	129	12.9
6	SMITH, Reyne	10-3	286:12	28.6	37-98	.378	33-89	.371	14-16	.875	6	25	31	3.1	16	0	4	3	0	7	121	12.1
7	PRYOR, Kasean	7-3	162:47	23.3	25-68	.368	5-33	.152	29-33	.879	9	34	43	6.1	14	0	15	15	8	11	84	12.0
1	HADLEY, J'Vonne	10-10	298:26	29.8	35-70	.500	6-24	.250	22-31	.710	27	53	80	8.0	25	1	18	21	2	2	98	9.8
0	SCOTT, James	10-6	202:55	20.3	29-34	.853	0-2	.000	12-25	.480	23	35	58	5.8	26	0	11	8	10	8	70	7.0
93	WATERMAN, Noah	10-8	225:43	22.6	23-70	.329	11-50	.220	5-16	.313	17	24	41	4.1	30	1	4	10	7	4	62	6.2
9	ROOTHS, Khani	10-0	126:28	12.6	14-38	.368	4-22	.182	9-18	.500	14	19	33	3.3	6	0	4	10	3	6	41	4.1
3	JOHNSON, Koren	2-0	39:18	19.7	3-11	.273	0-4	.000	0-0	.000	1	2	3	1.5	6	0	5	1	0	3	6	3.0
25	TRAORE, Aboubacar	2-2	36:38	18.3	1-6	.167	0-0	.000	1-2	.500	2	8	10	5.0	3	0	4	1	3	1	3	1.5
12	ANTONELLI, Patrick	3-0	04:54	1.6	0-2	.000	0-0	.000	3-4	.750	0	0	0	0.0	0	0	0	3	0	1	3	1.0
33	MCCOOL, Aidan	3-0	04:30	1.5	0-0	.000	0-0	.000	1-2	.500	0	0	0	0.0	0	0	0	0	0	1	1	0.3
13	ANSELEM-IBE, Frank	6-0	26:19	4.4	1-5	.200	0-1	.000	0-0	.000	4	2	6	1.0	3	0	1	1	0	0	2	0.3
55	LEGG, Spencer	2-0	02:44	1.4	0-1	.000	0-0	.000	0-0	.000	0	0	0	0.0	0	0	0	0	0	0	0	0.0
4	SHERMAN, Cole	3-0	04:30	1.5	0-1	.000	0-1	.000	0-0	.000	0	1	1	0.3	2	0	0	0	0	0	0	0.0
Team											9	8	17				6					
Total		10	2025		255-600	.425	86-318	.270	165-232	.711	134	254	388	38.8	167	2	135	131	33	81	761	76.1
Opponents		10	2025		247-573	.431	77-227	.339	116-169	.686	104	237	341	34.1	208	5	113	155	28	70	687	68.7

Team Statistics

	LOU	OPP
Scoring	761	687
Points per game	76.1	68.7
Scoring margin	+7.4	-
Field goals-att	255-600	247-573
Field goal pct	.425	.431
3 point fg-att	86-318	77-227
3-point FG pct	.270	.339
3-pt FG made per game	8.6	7.7
Free throws-att	165-232	116-169
Free throw pct	.711	.686
F-Throws made per game	16.5	11.6
Rebounds	388	341
Rebounds per game	38.8	34.1
Rebounding margin	+4.7	-
Assists	135	113
Assists per game	13.5	11.3
Turnovers	131	155
Turnovers per game	13.1	15.5
Turnover margin	+2.4	-
Assist/turnover ratio	1.0	0.7
Steals	81	70
Steals per game	8.1	7.0
Blocks	33	28
Blocks per game	3.3	2.8
Winning streak	1	-
Home win streak	1	-
Attendance	93857	0
Home games-Avg/Game	7-13408	0-0
Neutral site-Avg/Game	-	3-1409

Team Results

Date	Opponent		Score	Att.
11/04/2024	Morehead St.	W	93-45	12490
11/09/2024	Tennessee	L	55-77	16976
11/19/2024	Bellarmine	W	100-68	12220
11/22/2024	Winthrop	W	76-61	12462
11/27/2024	vs Indiana	W	89-61	1594
11/28/2024	vs West Virginia	Wot	79-70	767
11/29/2024	vs Oklahoma	L	64-69	1866
12/03/2024	Ole Miss	L	63-86	12729
12/08/2024	Duke	L	65-76	15312
12/11/2024	UTEP	W	77-74	11668



2024-25 Louisville Men's Basketball Combined Team Statistics In Conference games

Page 1/1
as of Dec 12, 2024

Game Records

Record	Overall	Home	Away	Neutral
ALL GAMES	0-1	0-1	0-0	0-0
CONFERENCE	0-1	0-1	0-0	0-0
NON-CONFERENCE	0-0	0-0	0-0	0-0

Score by Periods

Team	1st	2nd	OT	TOT
Louisville	37	28	0	65
Opponents	33	43	0	76

Team Box Score

No.	Player	Total					3-Point			F-Throw		Rebounds				Other Stats						
		GP-GS	MIN	AVG	FG-FGA	FG%	3FG-3FGA	3FG%	FT-FTA	FT%	OFF	DEF	TOT	AVG	PF	DQ	A	TO	BLK	STL	PTS	AVG
5	EDWARDS JR., Terrence	1-0	30:34	30.6	6-12	.500	3-4	.750	6-6	1.000	0	2	2	2.0	2	0	1	3	0	2	21	21.0
6	SMITH, Reyne	1-1	33:26	33.4	4-11	.364	3-9	.333	2-2	1.000	0	3	3	3.0	1	0	0	0	0	0	13	13.0
9	ROOTHS, Khani	1-0	17:38	17.6	2-4	.500	2-4	.500	4-6	.667	0	6	6	6.0	0	0	0	0	0	1	10	10.0
24	HEPBURN, Chucky	1-1	37:09	37.2	2-11	.182	2-7	.286	2-2	1.000	0	3	3	3.0	3	0	5	4	0	1	8	8.0
1	HADLEY, J'Vonne	1-1	33:10	33.2	3-8	.375	1-5	.200	0-0	.000	1	7	8	8.0	3	0	3	2	0	0	7	7.0
0	SCOTT, James	1-1	25:54	25.9	2-2	1.000	0-0	.000	1-3	.333	5	3	8	8.0	4	0	1	1	0	0	5	5.0
93	WATERMAN, Noah	1-1	22:09	22.2	0-3	.000	0-2	.000	1-2	.500	2	2	4	4.0	3	0	0	4	1	0	1	1.0
Team																						
Total		1	200		19-51	.373	11-31	.355	16-21	.762	8	26	34	34.0	16	0	10	15	1	4	65	65.0
Opponents		1	200		28-62	.452	8-30	.267	12-14	.857	9	26	35	35.0	18	1	14	7	3	7	76	76.0

Team Statistics

	LOU	OPP
Scoring	65	76
Points per game	65.0	76.0
Scoring margin	-11.0	-
Field goals-att	19-51	28-62
Field goal pct	.373	.452
3 point fg-att	11-31	8-30
3-point FG pct	.355	.267
3-pt FG made per game	11.0	8.0
Free throws-att	16-21	12-14
Free throw pct	.762	.857
F-Throws made per game	16.0	12.0
Rebounds	34	35
Rebounds per game	34.0	35.0
Rebounding margin	-1.0	-
Assists	10	14
Assists per game	10.0	14.0
Turnovers	15	7
Turnovers per game	15.0	7.0
Turnover margin	-8.0	-
Assist/turnover ratio	0.7	2.0
Steals	4	7
Steals per game	4.0	7.0
Blocks	1	3
Blocks per game	1.0	3.0
Winning streak	0	-
Home win streak	0	-
Attendance	15312	0
Home games-Avg/Game	1-15312	0-0
Neutral site-Avg/Game	-	0-0

Team Results

Date	Opponent	Score	Att.
12/08/2024	Duke	L 65-76	15312

2024-25 LOUISVILLE CARDINALS




0 | James Scott
So. | F | 6-11 | 220



1 | J'Vonne Hadley
5th | G | 6-6 | 215



3 | Koren Johnson
Jr. | G | 6-2 | 175



4 | Cole Sherman
Jr. | G | 5-11 | 190



5 | Terrence Edwards Jr.
5th | G/F | 6-6 | 205



6 | Reyne Smith
Sr. | G | 6-2 | 190



7 | Kasean Pryor
5th | F | 6-10 | 225



9 | Khani Rooths
Fr. | F | 6-8 | 205



11 | Kobe Rodgers
Sr. | G | 6-3 | 185



12 | Patrick Antonelli
5th | G | 5-11 | 170



13 | Frank Anselem-Ibe
5th | C | 6-10 | 220



15 | Aly Khalifa
Jr. | C | 6-11 | 275



24 | Chucky Hepburn
Sr. | G | 6-2 | 190




25 | Aboubacar Traore
Sr. | F | 6-5 | 205



33 | Aidan McCool
5th | G | 6-3 | 170



55 | Spencer Legg
Jr. | G | 6-7 | 200



93 | Noah Waterman
6th | F | 6-11 | 230

KENTUCKY ALL-TIME SERIES RESULTS (ENTERING THIS SEASON)

Kentucky

(Won 17, Lost 39)

(Home 10-14, Away 5-21, Neutral 2-4)

Date	UL	UK			
Feb. 15, 1913 (A)	10	34	Dec. 18, 2004 (H)	58	60
Feb. 7, 1914 (A)	17	22	Dec. 17, 2005 (A)	61	73
Mar. 3, 1914 (H)	13	26	Dec. 16, 2006 (H)	49	61
Jan. 23, 1915 (A)	14	18	Jan. 5, 2008 (A)	89	75
Feb. 27, 1915 (H)	26	15	Jan. 4, 2009 (H)	74	71
Feb. 12, 1916 (A)	26	22	Jan. 2, 2010 (A)	62	71
Feb. 22, 1916 (H)	24	32	Dec. 31, 2010 (H)	63	78
Jan. 17, 1922 (H)	14	38	Dec. 31, 2011 (A)	62	69
Jan. 21, 1922 (A)	22	29	Mar. 31, 2012 (N)^	61	69
Mar. 27, 1948 (N)*	57	91	Dec. 29, 2012 (H)	80	77
Mar. 20, 1951 (N)**	68	79	Dec. 28, 2013 (A)	66	73
Mar. 13, 1959 (N)+	76	61	Mar. 28, 2014 (N)#	69	74
Mar. 26, 1983 (N) (OT)@	80	68	Dec. 27, 2014 (H)&	50	58
Nov. 26, 1983 (A)	44	65	Dec. 26, 2015 (A)	73	75
Mar. 22, 1984 (A)%	67	72	Dec. 21, 2016 (H)	73	70
Dec. 15, 1984 (H)	71	64	Dec. 29, 2017 (A)	61	90
Dec. 28, 1985 (A)	64	69	Dec. 29, 2018 (H)	58	71
Dec. 27, 1986 (H)	51	85	Dec. 28, 2019 (A) (OT)	70	78
Dec. 12, 1987 (A)	75	76	Dec. 26, 2020 (H)	62	59
Dec. 31, 1988 (H)	97	75	Dec. 31, 2022 (A)	63	86
Dec. 30, 1989 (A)	86	79	Dec. 21, 2023 (H)	76	95
Dec. 29, 1990 (H)	85	93	*Olympic Trials (New York, NY)		
Dec. 28, 1991 (A)	89	103	**NCAA Eastern Region (Raleigh, NC)		
Dec. 12, 1992 (H)	68	88	+NCAA Midwest Regional (Evanston, IL)		
Nov. 27, 1993 (A)	70	78	@NCAA Mideast Regional Final		
Jan. 1, 1995 (H)	88	86	(Lexington, KY)		
Dec. 23, 1995 (A)	66	89	^NCAA National Semifinals		
Dec. 31, 1996 (H)	54	74	(New Orleans, LA)		
Dec. 27, 1997 (A)	79	76	#NCAA Midwest Regional Semifinal		
Dec. 26, 1998 (H)	83	74	(Indianapolis, IN)		
Dec. 18, 1999 (A)	46	76	%NCAA Mideast Regional Semifinal		
Jan. 2, 2001 (H)	62	64	(Lexington, Ky.)		
Dec. 29, 2001 (A)	62	82	&Basketball Hall of Fame Shootout		
Dec. 28, 2002 (H)	81	63	(Louisville, Ky.)		
Dec. 27, 2003 (A)	65	56			