



# KENTUCKY

## MEN'S BASKETBALL

# 24 25

8 NATIONAL CHAMPIONSHIPS | 49 SEC TITLES | 31 SEC TOURNAMENT CHAMPIONSHIPS | 57 ALL-AMERICANS | 143 NBA DRAFT PICKS

### SCHEDULE

#### NOVEMBER

4	23/23	-/-	WRIGHT STATE	ESPNU	W, 103-62
9	23/23	-/-	BUCKNELL	SECN+	W, 100-72
12	19/18	6/6	vs. Duke <sup>1</sup>	ESPN	W, 77-72
19	9/11	-/-	LIPSCOMB <sup>2</sup>	SECN+	W, 97-68
22	9/11	-/-	JACKSON STATE <sup>3</sup>	SECN+	W, 108-59
26	8/8	-/-	WKU <sup>2</sup>	ESPNU	W, 87-68
29	8/8	-/-	GEORGIA STATE	SECN	W, 105-76

#### DECEMBER

3	4/6	RV/RV	at Clemson <sup>4</sup>	ESPN	L, 70-66
7	4/6	7/8	vs. Gonzaga <sup>5</sup>	ESPN2	W, 90-89 <sup>OT</sup>
11	5/5	-/-	COLGATE	ESPN2	W, 78-67
14	5/5	-/-	LOUISVILLE	ESPN	W, 93-85
21	4/4	-/-	vs. Ohio State <sup>6</sup>	CBS	5:30 p.m.
31	-/-	-/-	BROWN	ESPNU	2 p.m.

#### JANUARY

4	-/-	-/-	FLORIDA*	ESPN	11 a.m.
7	-/-	-/-	at Georgia*	SECN	7 p.m.
11	-/-	-/-	at Mississippi State*	SECN	8:30 p.m.
14	-/-	-/-	TEXAS A&M*	ESPN2/U	7 p.m.
18	-/-	-/-	ALABAMA*	ESPN	Noon
25	-/-	-/-	at Vanderbilt*	ESPN/2	2:30 p.m.
28	-/-	-/-	at Tennessee*	ESPN	7 p.m.

#### FEBRUARY

1	-/-	-/-	ARKANSAS*	ESPN	9 p.m.
4	-/-	-/-	at Ole Miss*	ESPN	7 p.m.
8	-/-	-/-	SOUTH CAROLINA*	ESPN/2	Noon
11	-/-	-/-	TENNESSEE*	ESPN	7 p.m.
15	-/-	-/-	at Texas*	ESPN	8 p.m.
19	-/-	-/-	VANDERBILT*	SECN	7 p.m.
22	-/-	-/-	at Alabama*	ESPN	6 p.m.
26	-/-	-/-	at Oklahoma*	SECN	9 p.m.

#### MARCH

1	-/-	-/-	AUBURN*	ABC/ESPN	1/4 p.m.
4	-/-	-/-	LSU*	ESPN2/U	7/9 p.m.
8	-/-	-/-	at Missouri*	ESPN/SECN	Noon

All times Eastern | \*SEC conference game | HOME GAMES IN CAPS  
<sup>1</sup> Champions Classic (State Farm Arena | Atlanta)  
<sup>2</sup> BBN Invitational (Rupp Arena | Lexington, Ky.)  
<sup>3</sup> BBN Invitational and Unity Series (Rupp Arena | Lexington, Ky.)  
<sup>4</sup> SEC/ACC Challenge (Littlejohn Coliseum | Clemson, S.C.)  
<sup>5</sup> Battle in Seattle | (Climate Pledge Arena | Seattle)  
<sup>6</sup> CBS Sports Classic (Madison Square Garden | New York)

### BROADCAST INFO

#### TELEVISION

Play-by play: Brad Nessler  
 Analyst: Bill Raftery  
 Sideline: Jenny Dell



#### UK RADIO

Play-by play: Tom Leach  
 Analyst: Jack Givens



#### SATELLITE RADIO

UK Radio on Sirius: - 158 or 191



## #5/5 KENTUCKY (10-1) vs. Ohio State (7-4)

Saturday, Dec. 21 • 5:30 p.m. ET • Madison Square Garden (19,500) • New York  
 #GoBigBlue • #WeAreUK • @KentuckyMBB

### THE MATCHUP



#### Series Breakdown

Overall - UK, 11-10  
 Neutral - OSU, 6-4  
 Pope vs. OSU - 0-0  
 Diebler vs. UK - 0-0  
 Current UK streak - L2



#### Mark Pope

Overall Record: 197-109  
 Record at Kentucky: 10-1  
 Overall Seasons: 10th  
 at Kentucky: 1st

#### Jake Diebler

Overall Record: 15-7  
 Record at OSU: 15-7  
 Overall Seasons: 1st  
 at Ohio State: 1st

### TALE OF THE TAPE

UK	STATISTIC	OPP.
91.3	Points Per Game	80.7
44.5	Rebounds PG	36.0
19.5	Assists PG	15.2
5.3	Blocks PG	3.9
6.7	Steals PG	6.6
9.7	Turnovers PG	11.1
.495	FG Pct.	.495
.367	3-Pt FG Pct.	.406
.723	FT Pct.	.689
+2.0	Assist-to-TO Ratio	+1.4

### STAT LEADERS

POINTS PER GAME		
UK	Otega Oweh	15.7
OSU	Devin Royal	15.6
REBOUNDS PER GAME		
UK	Amari Williams	9.1
OSU	Devin Royal	7.9
ASSISTS PER GAME		
UK	Lamont Butler	4.1
OSU	Bruce Thornton	5.3
STEALS PER GAME		
UK	Lamont Butler	1.4
OSU	Micah Parrish	1.2
BLOCKS PER GAME		
UK	Amari Williams	1.6
OSU	Evan Mahaffey	1.3
3-POINTERS		
UK	Koby Brea	34
OSU	John Mobley Jr.	30
FIELD-GOAL PERCENTAGE (min. 50 att.)		
UK	Lamont Butler	.608
OSU	Devin Royal	.611
FREE-THROW PERCENTAGE (min. 20 att.)		
UK	Jaxson Robinson	.813
OSU	John Mobley Jr.	.864

### NEED TO KNOW

Lamont Butler was named the SEC Player of the Week and the USBWA Natioinal Player of the Week after pouring in a career-high 33 points in a win over Louisville. Butler missed the previous two games with an injury, and went 10 for 10 from the field and a perfect 6 of 6 from long range in his offensive break-out performance.

Mark Pope's offense leads the country at 91.3 points per game as of Dec. 14. UK has eclipsed the 90-point plateau seven times and topped the century mark in four games. UK's offense also ranks in the top 10 nationally in assist-to-turnover ratio (3rd), assists per game (8th) and fastbreak points (9th).

Pope wants his team to take an average of 35 3-pointers per game. Kentucky has only hit that mark twice, but has seven games with double-digit makes from long range. Koby Brea (3.1 per game at 53.1%) and Jaxson Robinson (2.0 per game at 30.1%) lead the way.

UK also paces the country in defensive rebounding with an average of 32.73 per game. Kentucky is fourth in the country in total rebounds per game (44.45). The Cats are rebounding 80% of their opponents' misses through 11 games this season. Amari Williams paces the Cats on the boards with a team-best 9.1 per game, including 6.91 on the defensive end.

Kentucky owns a 5-5 record all-time in the CBS Sports Classic, but is 0-2 against Ohio State. This will mark the first time the teams have met since the 2019-20 season.

The Wildcats are 38-16 in games in the New York City area all-time, including wins in 10 of the last 14 games. In the modern-day version of Madison Square Garden, UK is 14-6. The latest appearance in "the Mecca of Basketball" was a 63-53 defeat to UCLA on Dec. 17, 2022, in the CBS Sports Classic.

### BY THE NUMBERS

<b>.760</b>	Nation's all-time best winning percentage
<b>91.3</b>	Points per game, nation's leader
<b>32.73</b>	Defensive rebounds per game, nation's leader
<b>4th</b>	Per KenPom, UK's DI experience ranking

### PREVIOUS GAME'S STARTERS



	Pos.	Ht.	Yr.	Hometown	PPG	RPG	APG	SPG	BPG	3PG	FG%	3FG%	FT%
00	G	6-4	Jr.	Newark, N.J.	15.7	4.0	1.8	1.4	0.4	1.1	52.5%	37.5%	75.5%
1	G	6-2	Jr.	Moreno Valley, Calif.	15.1	3.1	4.1	1.3	0.1	1.4	60.8%	48.1%	62.8%
2	G	6-6	Gr.	Ada, Okla.	12.5	4.2	1.9	0.8	0.7	2.0	41.5%	30.1%	81.3%
7	F	6-11	Gr.	West Chester, Pa.	10.9	6.5	2.7	0.6	0.9	0.5	57.1%	35.7%	79.4%
22	C	7-0	Gr.	Nottingham, England	10.2	9.1	2.4	0.4	1.6	-	56.9%	-	62.5%

#### OFF THE BENCH

4	G	6-7	Gr.	Washington Heights, N.Y.	12.2	3.8	1.2	0.2	0.3	3.1	52.7%	53.1%	80.0%
5	G	6-5	Fr.	Farmington, Utah	2.2	0.8	0.3	0.7	0.1	0.3	41.2%	25.0%	1,000%
9	F	6-5	Fr.	Harlan, Ky.	1.0	0.5	0.2	0.2	0.2	0.2	33.3%	33.3%	-
10	G	6-10	So.	Oklahoma City	5.9	5.1	2.5	0.9	0.8	0.1	48.1%	14.3%	61.5%
11	F	6-1	Fr.	Eddyville, Ky.	0.9	0.6	0.1	0.1	0.0	0.1	16.7%	14.3%	1,000%
15	F	6-7	Sr.	Spring Valley, N.Y.	5.5	1.7	0.3	0.4	0.2	0.9	47.6%	35.7%	90.9%
77	G	6-3	Sr.	Tartu, Estonia	4.4	2.4	3.8	0.4	0.2	1.1	27.9%	26.3%	85.7%




# TV/RADIO CHART



**00 OTEGA OWEH**

**Junior Guard**  
6-4 | 215  
Newark, N.J.  
Oklahoma  
*(oh-TEG-uh OH-way)*



**1 LAMONT BUTLER**

**Graduate Student Guard**  
6-2 | 208  
Moreno Valley, Calif.  
San Diego State




**2 JAXSON ROBINSON**

**Graduate Student Guard**  
6-6 | 192  
Ada, Okla.  
BYU




**4 KOBY BREA**

**Graduate Student Guard**  
6-7 | 215  
Washington Heights, N.Y.  
Dayton  
*(BRAY-ah)*



**5 COLLIN CHANDLER**

**Freshman Guard**  
6-5 | 202  
Farmington, Utah  
Farmington HS



**7 ANDREW CARR**

**Graduate Student Forward**  
6-11 | 235  
West Chester, Pa.  
Wake Forest



**9 TRENT NOAH**

**Freshman Forward**  
6-5 | 220  
Harlan, Ky.  
Harlan County HS



**10 BRANDON GARRISON**

**Sophomore Forward**  
6-10 | 250  
Oklahoma City  
Oklahoma State



**11 TRAVIS PERRY**

**Freshman Guard**  
6-1 | 188  
Eddyville, Ky.  
Lyon County HS



**13 GRANT DARBYSHIRE**

**Junior Guard**  
6-2 | 188  
Cincinnati  
Sycamore HS



**15 ANSLEY ALMONOR**

**Senior Forward**  
6-7 | 244  
Spring Valley, N.Y.  
Fairleigh Dickinson  
*(ANS-lee ALL-mah-nor)*




**21 WALKER HORN**

**Junior Guard**  
6-3 | 185  
Austin, Texas  
Westlake HS



**22 AMARI WILLIAMS**

**Graduate Student Center**  
7-0 | 262  
Nottingham, England  
Drexel



**77 KERR KRIISA**

**Fifth Year Senior Guard**  
6-3 | 185  
Tartu, Estonia  
West Virginia  
*(KREE-suh)*



**MARK POPE**

**Head Coach**  
First Season



**ALVIN BROOKS III**

**Associate Head Coach**  
First Season



**MARK FOX**

**Associate Coach**  
First Season



**CODY FUEGER**

**Assistant Coach**  
First Season  
*(FEE-gurr)*



**JASON HART**

**Assistant Coach**  
First Season



**MIKHAIL MCLEAN**

**Assistant Coach**  
First Season  
*(MICK-hail MUH-clean)*



**NICK ROBINSON**

**Director of Operations**  
First Season



# ROSTER

## NUMERICAL

No.	NAME	Pos.	Ht.	Wt.	Cl.	HOMETOWN (PREVIOUS SCHOOL)	INSTAGRAM   X
00	Otega Oweh	G	6-4	215	Jr.	Newark, N.J. (Oklahoma)	otegaoweh   otegaoweh
1	Lamont Butler	G	6-2	208	Gr.	Moreno Valley, Calif. (San Diego State)	lamont.butler1   lamont_butler1
2	Jaxson Robinson	G	6-6	192	Gr.	Ada, Okla. (BYU)	j4xsonn   robinsonjaxx
4	Koby Brea	G	6-7	215	Gr.	Washington Heights, N.Y. (Dayton)	kobybrea   kobybrea
5	Collin Chandler	G	6-5	202	Fr.	Farmington, Utah (Farmington HS)	collinxchandler   collinchand13r
7	Andrew Carr	F	6-11	235	Gr.	West Chester, Pa. (Wake Forest)	andrewpcarr   apc_andrew
9	Trent Noah	F	6-5	220	Fr.	Harlan, Ky. (Harlan County HS)	trentnoah2   trentnoah2_
10	Brandon Garrison	F	6-10	250	So.	Oklahoma City (Oklahoma State)	brando2wavvyvy   brandonGarriso
11	Travis Perry	G	6-1	188	Fr.	Eddyville, Ky. (Lyon County HS)	tjp_11   travis_perry11
13	Grant Darbyshire	G	6-2	188	Jr.	Cincinnati (Sycamore HS)	grant_d_13   grantdarbyshire
15	Ansley Almonor	F	6-7	244	Sr.	Spring Valley, N.Y. (Fairleigh Dickinson)	ansleyalmonor   ansleyalmonor
20	Zach Tow	F	6-5	215	Jr.	Madisonville, Ky. (North Hopkins HS)	z_tow12   z_tow12
21	Walker Horn	G	6-3	185	Jr.	Austin, Texas (Westlake HS)	walkerhorn_   walkerhorn_
22	Amari Williams	C	7-0	262	Gr.	Nottingham, England (Drexel)	amariwillixms   amxriwillixms
77	Kerr Kriisa	G	6-3	185	Sr.	Tartu, Estonia (West Virginia)	kkriisa   kerrkriisa

## ALPHABETICAL

No.	NAME	Pos.	Ht.	Wt.	Cl.	HOMETOWN (PREVIOUS SCHOOL)	PRONUNCIATIONS
15	Ansley Almonor	F	6-7	244	Sr.	Spring Valley, N.Y. (Fairleigh Dickinson)	ANS-lee ALL-mah-nor
4	Koby Brea	G	6-7	215	Gr.	Washington Heights, N.Y. (Dayton)	BRAY-uh
1	Lamont Butler	G	6-2	208	Gr.	Moreno Valley, Calif. (San Diego State)	
7	Andrew Carr	F	6-11	235	Gr.	West Chester, Pa. (Wake Forest)	
5	Collin Chandler	G	6-5	202	Fr.	Farmington, Utah (Farmington HS)	
13	Grant Darbyshire	G	6-2	188	Jr.	Cincinnati (Sycamore HS)	
10	Brandon Garrison	F	6-10	250	So.	Oklahoma City (Oklahoma State)	
21	Walker Horn	G	6-3	185	Jr.	Austin, Texas (Westlake HS)	
77	Kerr Kriisa	G	6-3	185	Sr.	Tartu, Estonia (West Virginia)	KREE-suh
9	Trent Noah	F	6-5	220	Fr.	Harlan, Ky. (Harlan County HS)	
00	Otega Oweh	G	6-4	215	Jr.	Newark, N.J. (Oklahoma)	oh-TEG-uh OH-way
11	Travis Perry	G	6-1	188	Fr.	Eddyville, Ky. (Lyon County HS)	
2	Jaxson Robinson	G	6-6	192	Gr.	Ada, Okla. (BYU)	
20	Zach Tow	F	6-5	215	Jr.	Madisonville, Ky. (North Hopkins HS)	rhymes with HOW
22	Amari Williams	C	7-0	262	Gr.	Nottingham, England (Drexel)	

### Head Coach:

Mark Pope (Kentucky, 1996)

### Associate Head Coach:

Alvin Brooks III (Idaho State, 2002)

### Associate Coach:

Mark Fox (Eastern New Mexico, 1991)

### Assistant Coaches:

Cody Fueger (Utah, 2006)

FEE-gurr

Jason Hart (Syracuse, 2000)

Mikhail McLean (Houston, 2015)

MICK-hail MUH-clean

### Director of Operations:

Nick Robinson (Stanford, 2005)

### Strength and Conditioning Coach:

Randy Towner (Utah, 2016)

### Head Athletic Trainer:

Brandon Wells (Wisconsin-Stevens Point, 2007)

### Graduate Assistants:

Brian Fitzpatrick, Austin Pope, Leander Ridgeway



# POLLS, STATS, MEDIA INFO

## Weekly Media Schedule

all times ET unless indicated otherwise

<b>21 Sat.</b>	<b>22 Sun.</b>	<b>23 Mon.</b>	<b>24 Tue.</b>	<b>25 Wed.</b>	<b>26 Thu.</b>	<b>27 Fri.</b>
vs. Ohio State Madison Square Garden CBS   New York 5:30 p.m.		UK HealthCare Mark Pope Show   6 p.m.				
Mark Pope and UK players postgame media availability						

### Communications & PR Staff



**Deb Moore**  
Senior Associate Director  
Cell - 859.559.5781  
Email - deb.moore@uky.edu



**Greg Welsh**  
Assistant Director  
Cell - 215.990.0199  
Email - gregory.welsh@uky.edu

### Media Information

#### CREDENTIAL REQUESTS

Requests for single-game credentials are now open and the window to apply will close **three** days prior to game day online at [sportssystem.com/Kentucky](http://sportssystem.com/Kentucky).

#### CREDENTIAL CRITERIA

The University of Kentucky's decision to issue credentials to a media outlet for the purposes of covering a UK basketball home or away event is determined by a variety of factors. They include the following:

- Priority is given to outlets based on circulation size/ household reach/unique site visitors
- Additional consideration is based on amount of original content generated, number of full-time employees of the outlet, length of existence of the outlet and the journalist experience of the reporter(s)
- Attendance at Kentucky media sessions, including Olympic sport opportunities and the intention/ability to cover all sports at Kentucky both at home and on the road, also is considered
- Professionalism, which includes is not limited to conduct at games, press conferences, practices, on social media, etc.

Being granted credentials at another institution/event does not equate to meeting the criteria for the University of Kentucky. Being granted credentials for one UK event does not guarantee approval for other UK events. The University of Kentucky has the right to deny or revoke credentials under its own discretion. Credentialing also is dependent on space availability.

#### INTERVIEW POLICIES-GENERAL

All interviews with University of Kentucky basketball players or staff members must be arranged through the Communications and Public Relations office. Media should never contact a player or coach directly.

The Wildcat Coal Lodge, dormitories, team locker rooms and other team quarters are private team areas. Media members are not permitted in these areas unless accompanied by appropriate university personnel.

#### PRACTICE/PRESS CONFERENCES

Other than announced exceptions, UK basketball practices are closed to the media.

Player interviews are conducted pregame weekly and will be available to all UK media. UK will accept requests for player interviews, but they must be submitted 24 hours prior to the scheduled availability.

Coach Mark Pope will meet with members of the media at least once a week in the Memorial Coliseum Media Room.

Game-day shoot-arounds are closed to the media.

#### TELEPHONE PLAYER INTERVIEWS

Telephone interviews are available to the media on a call-back basis. Individual player and coach telephone numbers will not be given to members of the media.

Players are instructed not to conduct interviews when contacted directly by telephone. The Communications and Public Relations office will arrange for telephone interviews at a time most convenient for the student-athlete.

Other special requests are handled on a case-by-case basis.

#### POSTGAME INTERVIEWS

Following each game, there is a cooling-off period, during which time the players shower and dress. Approximately 10 minutes after the game ends, Coach Pope conducts his postgame press conference while a player speaks to the UK Sports Network.

Following Coach Pope's press conference in the Rupp Arena interview room and the cooling-off period, selected UK players are available in the interview room.

### The Polls

#### Associated Press Top 25 Dec. 16

1. Tennessee (50)
2. Auburn (12)
3. Iowa State
4. **Kentucky**
5. Duke
6. Alabama
7. Florida
8. Kansas
9. Marquette
10. Oregon
11. UConn
12. Texas A&M
13. Gonzaga
14. Oklahoma
15. Houston
16. Purdue
17. Ole Miss
18. UCLA
19. Cincinnati
20. Michigan State
21. Memphis
22. Dayton
23. San Diego State
24. Michigan
25. Clemson

**Receiving Votes:** Mississippi State, Arkansas, Missouri, Baylor, Illinois, Drake, St. John's, Utah State, Pittsburgh, Maryland, West Virginia, Wisconsin, Oklahoma State, Arizona State, Creighton, North Carolina, Penn State, Indiana, Texas, St. Bonaventur

#### USA Today Coaches Poll Dec. 16

1. Tennessee (22)
2. Auburn (9)
3. Iowa State
4. **Kentucky**
5. Duke
6. Florida
7. Alabama
8. Kansas
9. Marquette
10. Oregon
11. Texas A&M
12. Houston
13. UConn
14. Gonzaga
15. Oklahoma
16. Ole Miss
17. Purdue
18. UCLA
19. Michigan State
20. Cincinnati
21. Michigan
22. Memphis
23. San Diego State
24. Dayton
25. Mississippi State

**Receiving Votes:** Clemson, Baylor, Illinois, St. John's, Drake, Utah State, Arkansas, Maryland, Georgia, Wisconsin, Pittsburgh, Missouri, North Carolina, West Virginia, Creighton, Texas Tech, Penn State

### UK in the Rankings (as of Dec. 14)

#### Team Rankings

Category	Stat	SEC [NCAA]
Assist-to-TO Ratio	2.00	2nd [3rd]
Assists Per Game	19.5	1st [8th]
Bench Points Per Game	27.36	7th [75th]
Blocks Per Game	5.3	6th [23rd]
Effective FG Percentage	0.572	5th [26th]
Fastbreak Points	18.45	2nd [9th]
Field-Goal Percentage	.495	7th [27th]
FG Percentage Defense	.394	6th [46th]
Fouls Per Game	15.9	8th [100th]
Free-Throw Attempts	21.0	11th [108th]
Free-Throw Percentage	.723	10th [155th]
Free Throws Per Game	15.2	12th [109th]
Rebound Margin	+8.2	6th [28th]
Rebs (Defensive) PG	32.73	1st [1st]
Rebs (Offensive) PG	11.73	8th [128th]
Rebounds Per Game	44.45	1st [4th]
Scoring Defense	71.6	15th [196th]
Scoring Margin	+19.6	5th [15th]
Scoring Offense	91.3	1st [1st]
Steals Per Game	6.7	13th [216th]
3-Point Attempts/Game	28.0	3rd [47th]
3-Point Percentage	.367	5th [79th]
3-Point Defense	.275	3rd [20th]
3-Pointers Per Game	10.3	2nd [31st]
Turnover Margin	+0.6	12th [178th]
TO Forced Per Game	10.36	16th [318th]
Turnovers Per Game	9.7	6th [23rd]

#### Individual Rankings

Category/Player	Stat	SEC [NCAA]
Asst-TO-Ratio/Kriisa	3.78	3rd [13th]
Asst-TO-Ratio/Butler	2.85	5th [47th]
Assists Per Game/Butler	4.10	6th [134th]
Assists Per Game/Kriisa	3.80	12th [188th]
Blocks Per Game/Williams	1.64	7th [72nd]
Blocks Per Game/Carr	0.91	25th [289th]
Double-Doubles/Williams	2	3rd [103rd]
Double-Doubles/Carr	2	3rd [103rd]
FG Percentage/Butler	.608	3rd [23rd]
FG Percentage/Oweh	.525	7th [94th]
Free-Throw Percentage/Oweh	.755	20th [347th]
Points Per Game/Oweh	15.7	15th [198th]
Points Per Game/Butler	15.1	19th [243rd]
Def. Rebs. Per Game/Williams	6.91	3rd [22nd]
Def. Rebs. Per Game/Carr	4.27	20th [345th]
Off. Rebs. Per Game/Williams	2.18	18th [242nd]
Off. Rebs. Per Game/Carr	2.18	18th [242nd]
Rebounds Per Game/Williams	9.1	3rd [31st]
Rebounds Per Game/Carr	6.5	18th [249th]
3-Point Percentage/Brea	.531	1st [3rd]
3-Point FG Per Game/Brea	3.09	4th [48th]
3-Point FG Per Game/Robinson	2.00	20th [290th]

### SEC Standings (as of Dec. 17)

Team	SEC Record	Overall Record
Florida	0-0	11-0 (1.000)
Tennessee	0-0	11-0 (1.000)
Oklahoma	0-0	10-0 (1.000)
Auburn	0-0	10-1 (.909)
Kentucky	0-0	10-1 (.909)
Mississippi State	0-0	10-1 (.909)
Missouri	0-0	10-1 (.909)
Ole Miss	0-0	10-1 (.909)
Georgia	0-0	9-1 (.900)
Vanderbilt	0-0	9-1 (.900)
Arkansas	0-0	9-2 (.818)
LSU	0-0	9-2 (.818)
Texas	0-0	9-2 (.818)
Texas A&M	0-0	9-2 (.818)
Alabama	0-0	8-2 (.800)
South Carolina	0-0	8-3 (.727)

### Upcoming in the SEC

Dec. 21-28 (all times ET)

Contest	Time	TV Network
<b>Saturday, Dec. 21</b>		
UNF at Florida	Noon	SEC Network
Mississippi State vs. Memphis	12:30 p.m.	CBS
NC AT&T at Arkansas	2:30 p.m.	SEC Network
Austin Peay at Vanderbilt	3 p.m.	SEC Network+
Auburn vs. Purdue	4:30 p.m.	ESPN
Queens at Ole Miss	5 p.m.	SEC Network+
<b>Kentucky vs. Ohio State</b>	<b>5:30 p.m.</b>	<b>CBS</b>
<b>Sunday Dec. 22</b>		
Missouri vs. Illinois	1 p.m.	ESPN
UCA at Oklahoma	1 p.m.	SEC Network+
Kent State at Alabama	1 p.m.	SEC Network
Radford at South Carolina	2 p.m.	SEC Network+
New Orleans at LSU	3 p.m.	SEC Network+
Charleston Southern at Georgia	3:30 p.m.	SEC Network
<b>Monday, Dec. 23</b>		
Middle Tennessee at Tennessee	7 p.m.	SEC Network
<b>Saturday, Dec. 28</b>		
Ole Miss vs. Memphis	2 p.m.	ESPN2
ACU at Texas A&M	4 p.m.	SEC Network



# NOTES

## Honoring the Cats

### Lamont Butler

- USBWA National Player of the Week (Dec. 17)
- SEC Co-Player of the Week (Dec. 16)

### Andrew Carr

- SEC Player of the Week (Nov. 18)

### Jaxson Robinson

- Preseason All-SEC Third Team (media and coaches)
- Naismith Player of the Year Watch List
- Julius Erving Award Preseason Watch List
- Wooden Award Watch List preseason
- Lute Olson Early-Season Watch List

### Amari Williams

- Kareem-Abdul-Jabbar Award Preseason Watch List

## Quick Facts

### GENERAL INFORMATION

**Location:** Lexington, Ky.

**Enrollment:** 36,161

**Founded:** 1865

**Colors:** Blue and White

**Nickname:** Wildcats

**Conference:** Southeastern Conference

**All-Time Record:** 2,408-759-1 (76.0%)

**Arena:** Rupp Arena (20,500)

**Rupp Arena Record:** 669-85 (88.7%) - 49th season

**NCAA Championships:** 8 (1948, '49, '51, '58, '78, '96, '98, 2012)

**NCAA Runners-Up:** 4 (1966, '75, '97, 2014)

**NCAA Tournament Record:** 130-55 (70.3%)

**Last NCAAT Appearance:** 2024, First Round

**President:** Dr. Eli Capilouto (Alabama, 1971)

**Athletics Director:** Mitch Barnhart (Ottawa, 1981)

**MBB Administrators:** Marc Hill (Iowa Wesleyan, 1993), Ray Oliver (Kansas, 1985)

**Head Coach:** Mark Pope (Kentucky, 1996)

**Pope Overall Record:** 197-109 (64.4%)

**Pope UK Record:** 10-1 (90.9%)

**Athletics Phone Number:** 859.257.8000

**Starters Returning/Lost:** 0/5

**Players Returning/Lost:** 2/14

## Champions of the State

With both schools boasting new head coaches, a new chapter in the historic Kentucky vs. Louisville rivalry began last Saturday, as the Wildcats got a legendary performance from point guard Lamont Butler to win their third-straight in the series, 93-85.

Butler scored a career-high 33 points, the second most by a UK player ever in the rivalry, and went a perfect 10-10 from the field and 6-6 from 3-point range on his way to earning MVP accolades.

Four other Wildcats joined Butler in double figures, including Otega Oweh, who had nine of his 17 points over the final two minutes of the game to help seal the victory for the Cats.

### Some additional notes from the win:

- Kentucky is 10-1 for the first time since 2016-17
- Five Wildcats scored in double figures, the seventh-time in 11 games that UK has had at least five players hit double digits in scoring
- UK shot a season-best 52.4 percent from deep, making 11 of a season-low 21 attempts
- Wildcats now lead the all-time series, 40-17, against the Cardinals

## Butler Goes Bonkers, Named National Player of the Week

Lamont Butler had the game of his life as Kentucky defeated rival Louisville on Dec. 14, scoring a career-high 33 points while shooting a perfect 10 of 10 from the field and 6 of 6 from 3-point range.

The point guard, who had missed the two games prior to Louisville due to injury, bettered his previous career-high by 10 points and also set a new personal benchmark for made 3s in a game with six.

He was selected as the game's Most Valuable Player by the Bluegrass Sports Commission, and also hauled in USBWA National Player of the Week and SEC Player of the Week honors.

### Some additional notes on the performance:

- Butler's 33 points were the most by a Wildcat this season
- It's the second-most for a Wildcat vs. Louisville, Derrick Miller scored 34 on Dec. 30, 1989
- His 10-of-10 shooting night tied for the third-best shooting performance in school history
  - Rodney Dent 12 of 12 vs. Morehead State (Dec. 1993)
  - Kenny Walker 11 of 11 vs. WKU (March, 1986)
  - Justin Edwards 10 of 10 vs. Alabama (Feb, 2024)
- His 6-of-6 3-pointers are the second-best 3-point performance in school history. Wenyen Gabriel hit all seven 3s he attempted against Alabama on March 10, 2018
- The six made 3s tied Jeff Brassow (Dec. 29, 1990) for the most by a UK player vs. Louisville
- Butler is only the second SEC player in the last 20 years to finish with 30 or more points on 100% field-goal shooting
- As of Dec. 14, he is the only player in Division I this season to score at least 30 points on 100% shooting from the field
- Since 1996-97, Butler is the only Division I player to make all of his shots, score at least 33 points and have at least six assists

## CBS Sports Classic

When UK meets Ohio State on Saturday, it will mark the 11th straight year of Kentucky participating in the CBS Sports Classic, which annually brings together four of the nation's most successful college basketball programs.

UCLA (11), Kentucky (8), North Carolina (6) and Ohio State (1) have combined for 26 national championships and 66 Final Four appearances. UCLA, Kentucky and UNC rank first, second and third, respectively, in national championships, while all four participating programs rank in the top six all-time for Final Four berths. The schools have also combined for more than 8,500 victories.

The Wildcats own a 5-5 record all time in the event, and are 0-2 against Ohio State. Last season, UK secured an 87-83 win over North Carolina in Atlanta. The event returns to Madison Square Garden for the second time, having been held there in 2022.

## In the Big Apple

Kentucky has historically performed well under the bright lights of New York. The Wildcats are 38-16 in games in the New York City area, including wins in 10 of the last 14 games.

In the modern-day version of Madison Square Garden, UK is 14-6. The latest appearance in "the Mecca of Basketball" was a 63-53 loss to UCLA on Dec. 17, 2022, in the CBS Sports Classic.

## Know Your Opponent

Ohio State was picked eighth in the Big Ten preseason poll and is 7-4 to start the 2024-25 campaign with notable wins over Texas and Rutgers. Kentucky will mark the fourth Southeastern Conference opponent for the Buckeyes already this season, with OSU having gone 1-2 in its first three matchups against foes from the SEC.

Sophomore Devin Royal (15.6 ppg) and junior Bruce Thornton (14.8 ppg) and have led the scoring efforts for Ohio State. The team has been dangerous from deep, shooting 40.6 percent from behind the arc, the top mark in the Big Ten. Freshman John Mobley Jr., has been OSU's top threat from 3-point range, shooting .536 percent on 30-56, ranking third in the nation in 3-point percentage.

## 1K Wildcats

With Kerr Kriisa and Koby Brea crossing the 1,000 career points threshold in consecutive games vs. Gonzaga and Colgate, Kentucky now has six players (Ansley Almonor, Lamont Butler, Andrew Carr, Kerr Kriisa and Amari Williams) who have all eclipsed the 1,000-point plateau for their collegiate careers.

Jaxson Robinson is nearing the milestone, needing just 28 more points.

## The Carr Show

Not only does the team refer to Andrew Carr as the "team dad," but Carr has provided his best performances in Kentucky's biggest games.

- For the season Carr is averaging 10.9 points, 6.5 rebounds and 2.7 assists per game, while connecting on 57.1% of his field goals and shooting 35.7% from beyond the arc
- In UK's two games against AP top 10 opponents (Duke and Gonzaga):
  - Has been UK's leading scorer in both contests
  - Is averaging 18.0 points, 6.5 rebounds, 3.0 assists
  - Is shooting 65.0% from the field and 50.0% from 3-point range

## Here's to You, Mr. Robinson

Kentucky guard Jaxson Robinson was named to several preseason watch lists and teams.

Robinson was a selection on the All-Southeastern Conference Third Team by both the league's coaches and media, he was also among 20 early season candidates for the Julius Erving award honoring the nation's best small forward, and he was also among the Naismith Trophy's preseason list for the national player of the year honor as well as the preseason Wooden Award watch list.

- Against Gonzaga, Robinson stepped into the point guard role while both Lamont Butler and Kerr Kriisa were sidelined with injuries. He scored 18 points, including 15 after halftime, and dished out five assists without yielding a turnover
- Robinson is averaging 12.5 points, 4.2 rebounds and 1.9 assists per game
- He's topped double-figure scoring in eight games, including a 20-point performance vs. Lipscomb
- The Ada, Oklahoma, native has connected on multiple 3-pointers in nine games

## 'Til the Battle is Won on the Boards

Numbers can always be deceiving, but for the Wildcats the on-going battle on the boards has proved to be a key for UK's early-season success.

UK ranks fourth in the nation, hauling in an average of 44.45 rebounds per game. Kentucky is first nationally in defensive re-



# NOTES

## 2024-25 Lead-Deficit Comparison

Opponent	Biggest Lead	Biggest Deficit	Biggest Run	Changes	Ties	Led	Trailed	Result
WRIGHT STATE	44	-	14-0	0	1	39:44	0:00	W, 103-62
BUCKNELL	29	2	9-0	2	1	38:09	0:15	W, 100-72
vs. Duke	6	10	7-0	9	7	7:10	27:40	W, 77-72
LIPSCOMB	40	-	9-0	0	1	38:57	0:00	W, 97-68
JACKSON STATE	51	2	12-0	2	1	38:04	0:16	W, 108-59
WKU	21	3	8-0	2	2	36:38	1:39	W, 87-68
GEORGIA STATE	35	3	13-0	1	0	37:35	1:50	W, 105-76
at Clemson	6	8	9-0	13	4	14:21	23:15	L, 70-66
vs. Gonzaga	7	18	13-0	7	1	6:38	36:34	W, 90-89 <sup>OT</sup>
COLGATE	18	3	17-0	6	0	36:29	2:56	W, 78-67
LOUISVILLE	12	1	8-0	2	0	39:22	0:10	W, 93-85
vs. Ohio State								
BROWN								
FLORIDA*								
at Georgia*								
at Mississippi St.*								
TEXAS A&M*								
ALABAMA*								
at Vanderbilt*								
at Tennessee*								
ARKANSAS*								
at Ole Miss*								
SOUTH CAROLINA*								
TENNESSEE*								
at Texas*								
VANDERBILT*								
at Alabama*								
at Oklahoma*								
AUBURN								
LSU								
at Missouri*								
<b>BIGGEST/MOST</b>	<b>51</b>	<b>18</b>	<b>17-0</b>	<b>13</b>	<b>7</b>	<b>39:44</b>	<b>36:34</b>	
<b>TOTALS</b>						<b>333:08</b>	<b>94:35</b>	

bounding (32.73 per game) and is rebounding 80% of opponents missed field-goal attempts.

The Wildcats are outrebounding their opponents by 8.2 per game and have outrebounded all but one opponent.

But, rebounding was a pointed reason for double-digit halftime deficits against No. 6 Duke and No. 7 Gonzaga. In fact, UK was outrebounded by nine total boards (an average of 4.5 per game) in the first half of those games. Following halftime, UK outrebounded those opponents by seven (3.5 per half).

For the season, UK is logging 21.5 first-half boards and nudging the opponents by 2.6, while generating 22.4 per game in the second half and bettering its opponent by 5.4 after the break.

### Balanced Attack

The Wildcats are off to a 10-1 start in large part thanks to their veteran experience. But it has been the balance of attack, both offensively and defensively that has aided UK's start.

- Kentucky has had five different leading scorers through 11 games (Brea - 3, Carr - 3, Oweh - 3, Robinson - 2, Butler - 1)
- Six players are averaging double-figure points through 11 games. No UK team has ever finished the season with six players averaging double-figure points
- UK has seven players who have generated 20 or more assists (1.82 per game) or more thus far, led by Lamont Butler's 4.1 per game. The Cats are third in the nation in assist-to-turnover ratio at 2.00 per game
- Six players have drained 10 or more 3s, with Koby Brea pacing the team with 34 made 3-pointers thus far
- Kentucky is outrebounding its foes by 8.2 per game. Eight players are averaging 2.0 boards per game or more. Kentucky ranks fourth in the country with 44.45 rebounds per game. Amari Williams is 27th in the nation at 9.1 per game
- Kentucky has held seven of 11 opponents below 40% from the field and six opponents to less than 25% from distance
- UK's 3-point percentage defense (27.5%) ranks 20th in the country

### Share the Rock

In the win over Jackson State, the Wildcats had four players (Kerr Kriisa, Brandon Garrison, Lamont Butler, Andrew Carr) tally five or more assists in a game for only the third time in program history. UK also achieved the feat in 2012-13 against LIU Brooklyn, as well as in the first round of the NCAA Tournament vs. San Jose State during its run to the 1996 National Championship game. In that first-round game, the Wildcats also set a single-game record with 35 assists, a record that still stands.

Through 11 games, Kentucky is averaging 19.5 assists per game and dishing out an assist with a rate of 59.1% on made baskets. The Wildcats assists per game average ranks eighth in the nation as of Dec. 14.

There's been seven Kentucky teams with an assist rate of at least 62 percent which combined for 212 wins and only 35 losses, winning 85.8 percent of their games.

A list of seasons in which the Wildcats had an assist rate of at least 62 percent . . .

- 1995-96 - 65.4%
- 1994-95 - 63.7%
- 1992-93 - 63.5%
- 1993-94 - 63.1%
- 1996-97 - 62.7%
- 1983-84 - 62.4%
- 1991-92 - 62.2%

### Need for Speed

Mark Pope has preached the desire for an up-tempo offense that generates as many possessions per game as possible. Through 11 games:

- Kentucky is averaging 18.45 fastbreak points per game, the ninth most in the country as of Dec. 14



# NOTES

- UK's average offensive possession length is 15.4 seconds which is the 13th fastest in the country, according to KenPom
- Tempo rating of 73.8 (possessions per 40 minutes) is 21st in the country and second in the SEC

## Just Call Him "Fuego"

After finishing as the nation's leading 3-point shooter a year ago, Koby Brea has picked up right where he left off in 2024-25. Brea is averaging 12.2 points per contest and shooting an incredible .531 percent from 3-point range.

- Brea has 34 3s through UK's first 11 games, that ranks tied for 22nd in the nation as of Dec. 14 and tied for the fifth most makes from deep among players in the five major college basketball conferences
- Brea is averaging 3.09 made 3s per contest. He is on pace to make 96 3-pointers by the end of the regular season. The UK record for most made 3s made in a single season is 117 by Jodie Meeks in 2009
- Brea's 53.1 percent make rate from beyond the arc ranks third in Division I as of Dec. 14
- Brea's 3.09 makes per game ranks fourth in the SEC and 48th in the country
- Brea has made multiple 3-pointers in nine games this season, and has drained four or more in four games
- The most made 3-point field goals per game by a UK player in a single season is 3.54 by Derrick Miller in the 1989-1990 season, Brea is logging 3.09
- Inside Rupp Arena, Brea is 30-52 (.577) from beyond the arc this season and has made three or more 3s in six of eight games
- Brea ranks 14th overall in offensive rating per KenPom

## The Century "Mark"

Kentucky's offense has ambushed opponents in the early season, particularly in the friendly confines of Rupp Arena. UK is averaging 91.3 points per game, the most in the nation as of Dec. 14. The Cats are scoring 96.4 points per game at home and have already eclipsed the century mark in four games this season. It marked the first time UK has scored 100 points in four of its first seven games since the 1977-78 season. The Wildcats' most 100-point outings in a single season is 15 during the 1970-71 season.

## When There's a Will, There's an Oweh

Kentucky's junior guard Otega Oweh is off to a hot start in his first season with the Cats. Oweh is the only player to score in double figures in each of the first 11 games. He is UK's leading scorer at 15.7 points per game, and leads the team with 15 steals.

- Oweh was stellar down the stretch in Kentucky's upset of Duke. In the final minute of action, he was 4 of 4 from the line, while generating a game-changing steal and an offensive rebound
- Against Louisville, he scored nine of his 17 points over the final two minutes of action
- He is logging career bests in points per game (15.7), field-goal percentage (.525) and free-throw percentage (.755)
- Oweh has multiple steals in five games
- He has made four or more field goals in every game, and has made at least one 3-pointer in eight of 11 outings
- In games against opponents either ranked or receiving votes, Oweh is logging 15.0 points, 6.3 rebounds, 2.0 assists, 1.0 steals, 0.3 blocks per game

## From Robin Hood Country to the Big Blue Nation

Kentucky center Amari Williams, who hails from Nottingham, England, was named to the Naismith Memorial Basketball Hall of Fame's preseason watch list for the 2025 Kareem Abdul-Jabbar. Named after the Naismith Hall of Famer and NBA all-time scoring leader, the award is in its 11th year.

Williams is averaging 10.2 points and 9.1 rebounds per game. He has led the Cats in rebounding in seven of 11 games and has snared 10 or more in five outings.

Williams charted a pair of double-doubles to open his 2024-25 campaign. He had 12 points and 13 rebounds alongside three assists vs. Wright State, and then followed with 13 points and 14 rebounds vs. Bucknell. He is just the seventh player in program history with double-doubles in each of their first two games as Wildcats.

Williams' double-double in his debut was . . .

- The first for a player in his UK debut since Oscar Tshiebwe and Sahvir Wheeler both accomplished the feat against Duke in 2021
- The 18th in program history by a player making his Kentucky debut in a season opener (stats date back to 1951)

## S-E-C! S-E-C! S-E-C!

Kentucky is the Southeastern Conference's gold standard. Since the SEC's inception in 1932-33, the Wildcats are the most dominant team in the league, recording a 1,059-308 mark (77.5%) in regular-season conference play. Only Alabama has won more than 800 regular-season SEC games and no other team owns a better winning percentage.

- UK has averaged 11.8 wins and only 3.4 losses per season in 91 seasons in the SEC
- Kentucky has won 49 SEC regular-season titles and 31 SEC Tournament championships

## UK's Record vs. AP Ranked Opponents and as an AP Ranked Opponent All-Time

Kentucky (RK)	Opponent Rank																									RV	NR	TOTAL	
	1	2	3	4	5	6	7	8	9	10	11	12	13	14	15	16	17	18	19	20	21	22	23	24	25				
1	-	3-1	0-2	6-1	4-1	2-2	2-0	3-0	6-1	0-1	1-2	0-1	2-0	2-0	-	3-1	1-0	3-0	2-0	1-0	4-1	1-0	-	-	0-1	6-2	168-18	220-53	
2	3-2	-	4-2	0-2	3-2	2-1	3-2	2-2	4-1	1-0	2-1	4-0	2-0	0-1	2-0	3-0	1-0	1-0	2-1	2-1	1-0	1-0	-	-	-	4-0	163-11	210-29	
3	0-1	1-3	-	4-0	2-2	1-3	2-1	-	3-1	-	0-1	1-0	-	2-0	-	1-0	-	2-0	0-1	3-2	-	-	-	-	-	1-0	131-20	154-35	
4	-	0-2	0-1	-	-	0-1	2-2	0-3	-	1-0	-	-	1-0	2-2	-	0-1	-	-	-	-	-	1-0	0-1	1-0	3-0	2-1	75-18	88-32	
5	3-0	2-0	2-0	2-0	1-0	0-1	1-0	0-1	0-2	3-0	2-1	1-0	3-0	-	0-1	2-0	-	-	1-1	1-0	1-0	-	-	1-0	-	2-0	90-9	118-16	
6	1-1	1-0	1-0	-	1-1	-	1-0	2-0	-	1-2	-	-	1-0	1-0	-	1-0	1-0	0-1	1-0	1-0	1-0	-	1-0	-	2-0	64-12	82-17	82-17	
7	0-1	-	-	1-2	2-0	3-0	-	-	-	-	2-0	-	0-1	1-2	2-1	1-0	-	3-1	2-0	1-0	0-1	-	2-0	-	-	-	44-17	64-26	
8	0-1	0-3	-	0-1	1-0	-	1-2	-	1-2	1-0	-	2-0	2-2	1-1	2-0	-	1-0	-	-	-	1-0	2-0	-	1-1	1-0	3-4	67-10	87-27	
9	-	1-0	-	0-2	1-0	-	1-2	1-0	-	-	-	-	2-0	-	-	1-0	1-0	1-0	1-0	-	1-0	-	1-0	1-0	1-0	-	69-13	83-17	
10	1-0	-	0-1	-	2-2	-	1-0	0-1	0-1	-	-	-	0-1	1-1	-	-	1-0	-	0-1	-	0-1	-	-	-	-	3-4	53-7	62-20	
11	1-0	-	-	-	1-0	-	1-0	2-1	0-1	-	-	0-1	1-2	-	-	-	0-1	1-1	-	-	-	-	2-0	-	1-0	0-1	-	36-6	46-14
12	-	0-2	-	-	2-0	-	-	1-0	-	2-0	-	-	-	1-0	-	1-0	1-1	-	-	-	0-1	-	-	0-1	-	2-0	27-6	37-11	
13	-	1-0	1-1	-	-	-	-	-	-	0-1	-	-	-	-	1-0	0-1	1-1	-	-	-	-	-	0-1	1-0	-	1-0	23-6	29-11	
14	0-1	-	0-1	1-0	-	1-0	-	-	2-0	-	-	-	-	-	-	1-0	-	-	-	-	-	1-0	-	-	-	1-1	16-3	23-6	
15	-	-	0-1	1-0	-	0-1	-	-	1-0	-	-	1-0	-	1-0	-	-	-	1-1	-	1-0	-	-	-	-	-	1-0	20-2	27-5	
16	-	-	-	0-1	-	0-1	-	-	-	-	1-0	-	-	1-0	-	-	1-0	-	-	-	0-1	-	-	-	-	3-0	22-2	28-5	
17	0-1	-	-	-	-	0-1	-	-	-	-	-	-	1-0	-	-	-	-	-	1-0	-	1-0	-	1-1	-	-	0-1	11-5	15-9	
18	-	1-0	-	-	-	1-1	1-1	-	-	0-1	-	1-0	-	-	-	-	-	-	-	1-0	-	1-0	0-1	-	-	3-2	21-1	30-7	
19	-	-	1-0	1-0	-	1-0	-	-	1-0	-	-	-	-	-	-	1-1	-	-	-	-	-	-	-	-	-	1-1	15-0	21-2	
20	0-1	-	-	0-2	1-1	-	0-1	-	-	-	-	0-1	-	-	-	-	-	1-0	-	-	1-0	-	-	-	0-1	-	15-5	18-12	
21	-	-	-	-	-	-	-	-	-	-	-	-	-	-	-	-	-	-	-	-	-	-	-	-	-	2-0	2-1	4-1	
22	-	-	-	-	-	-	-	1-0	-	-	-	-	2-0	-	1-0	-	-	-	-	-	-	-	-	-	-	2-0	10-2	16-2	
23	-	-	-	-	-	-	-	-	-	-	-	-	-	-	-	-	-	-	-	-	-	0-1	-	-	-	1-2	6-1	7-4	
24	-	-	-	-	-	-	-	-	-	-	-	-	-	0-1	-	-	-	-	-	-	-	-	-	-	-	-	0-3	0-4	
25	0-1	-	-	-	-	-	0-1	-	-	0-1	-	-	-	-	-	-	-	-	-	-	-	-	-	-	-	-	5-2	5-5	
RV	0-1	1-0	-	-	1-0	-	2-1	-	0-1	0-1	-	1-0	1-0	-	0-1	-	-	0-1	-	-	-	-	-	-	-	-	-	6-6	
NR	0-5	0-3	3-2	2-2	3-1	1-3	2-3	2-7	5-4	1-2	1-2	2-0	1-0	0-4	0-1	2-1	3-3	3-7	4-2	2-2	0-2	0-1	-	1-2	3-1	-	41-60		
TOTAL	9-16	11-14	12-11	16-11	25-10	12-15	20-16	14-15	23-14	11-9	8-7	13-3	19-6	13-11	8-5	17-5	12-6	16-12	14-6	13-5	10-8	10-1	4-4	8-4	8-4	40-17	Total	1521-435	
																											Total	366-235	



# NOTES

- UK won its 1,000th game in SEC regular-season action vs. Alabama on Jan. 11, 2020. Kansas has won 1,000 conference games when combining its records in the Big 6, Big 7, Big 8 and Big 12, but no other team in the country had won 1,000 or more regular-season league games in one conference alone
- Eight teams made the 2024 NCAA Tournament field, tied for the most among any conference
- The SEC has had 51 NCAA Tournament selections over the last seven tournaments
- The league has advanced at least one team to the Elite Eight in 11 of the last 14 tournaments
- The Dec. 9, 2024 Associated Press Top 25, has a nation-leading nine SEC teams ranked, with four additional teams receiving votes
  - On Dec. 9, five SEC teams were ranked inside the top 10 in the AP poll for the first time in league history
- The SEC dominated this year's SEC-ACC Challenge, going 14-2 against the Atlantic Coast Conference and winning 11 of those games by double digits and five by 20-plus points
- Through games on Dec. 16, the SEC has seven teams in the top 25 of the NET rankings, 13 in the top 50 and all 16 teams inside the top 100
- The SEC is the highest rated conference in the country by KenPom, which ranks conferences by net rating of team expected to go .500 in conference play

## Kerr Kriisa Out Indefinitely

Kentucky guard Kerr Kriisa sustained a foot injury vs. Gonzaga which will require surgery. While the injury is not considered to be season-ending, he will be out indefinitely.

Kriisa has played in nine games this season for the Wildcats, averaging 4.4 points and 3.8 assists per game.

## The Mark Pope Era Begins

When his alma mater came calling, Mark Pope knew there was no place like home.

Pope, a captain of the University of Kentucky's 1996 National Championship team, returned to Lexington as the 23rd head coach of Kentucky's storied men's basketball program on April 12.

- A nine-year coaching veteran with stops at Utah Valley and BYU
- Owns a career record of 197-109
- Pope was victorious in his first Kentucky vs. Louisville showdown as head coach, earning a 93-85 win over the Cards. The scoreline was the same as Rick Pitino's first win over Louisville at UK back in 1990
- Kentucky matched the largest halftime deficit overcome in program history when rallying from 16 down at the intermission to eventually beat No. 7 Gonzaga in overtime. Pope joined Adolph Rupp as the only two coaches in program history to win their first two games against AP top 10 ranked opponents
- UK set a single-game program record by connecting on 80.5% of its 2-point attempts in a win over Georgia State on Nov. 29. The previous record was 78.1% set vs. Lamar on Dec. 13, 1986
- The Wildcats connected on 10 or more 3s in each of the first five games of the season for the first time in program history
- Came back from a nine-point halftime deficit to down No. 6 Duke in the Champions Classic in just his third game as UK's head coach, the quickest coach at Kentucky to win a game against an AP Top 10 opponent
- Coached UK to a season-opening win by a 103-62 win, a 41-point margin. The 103 points were the most for a Kentucky coach in a debut game. The previous high was 88 points vs. Morehead State in Tubby Smith's first game in 1997
- His squads have won 20 or more games in six of the last seven seasons
- He's advanced teams to six postseason appearances. Another squad, his 2020 BYU team, would have been in the NCAA Tournament had the COVID pandemic not canceled postseason play
- Pope was 110-52 (67.9%) at BYU where three of his five teams ranked among the top 20 of the Ken Pomeroy efficiency rankings
- Pope is coming off a 23-11 season in 2023-24. It was BYU's first season in the Big 12 Conference and the Cougars' 10-8 league record featured victories over No. 7 Kansas, No. 11 Baylor and No. 24 Iowa State
- The Cougars ranked third in the country with 11.1 made 3-pointers per game in 2023-24, and also ranked in the top 10 in assists per game (3rd) and assist-to-turnover ratio (6th)
- BYU led the Big 12 in scoring at 81.4 points per game
- BYU was ranked as high as No. 12 in the AP Poll after going 12-1 in nonconference action
- Pope began his collegiate playing career at the University of Washington, where he was tabbed the 1992 Pac-10 Freshman of the Year
- Transferred to Kentucky after his sophomore season, where he appeared in every game of his two-year career with the Wildcats
- UK won the 1995 and '96 regular-season Southeastern Conference championships, the '95 SEC Tournament title and the 1996 NCAA Tournament
- Pope averaged 7.9 points and 5.7 rebounds per game in 69 career games
- He was named to the All-SEC Tournament Team in 1995, behind a pair of double-doubles in three games, including one in the title game that went to overtime.
- Pope was selected in the second round of the 1996 NBA Draft by the Indiana Pacers
- He played professional basketball from 1997-2005, including stints with Indiana, Milwaukee Bucks, New York Knicks and Denver Nuggets
- In 2000-01, he started 45 games and helped the Bucks reach the Eastern Conference Finals

## From Lex, to the League, and Back Again

Mark Pope brings a unique background and experience to Kentucky as the 23rd head coach of the men's basketball program.

- Mark Pope is one of 49 head coaches at the NCAA Division I level that is the head coach at his alma mater
- Mark Pope is one of 19 head coaches at the NCAA Division I level that played in the NBA
- Mark Pope is one of just five head coaches at the NCAA Division I level who played at their alma mater, played in the NBA, and now coach at their alma mater (Hubert Davis - UNC, Penny Hardaway - Memphis, Mike Woodson - Indiana, Speedy Claxton - Hofstra)

## Toppling the Top 10

Kentucky began the season 2-0 against Associated Press Top 10 teams, and both victories featured double-digit comebacks in the second half.

Kentucky got its first marquee win of the Mark Pope era, upending No. 6 Duke, 77-72, in the Champions Classic in Atlanta.

## Points Per Possession

Game	Off. PPP	Def. PPP
WRIGHT STATE	1.39	0.84
BUCKNELL	1.27	0.91
vs. Duke	1.04	0.97
LIPSCOMB	1.37	0.96
JACKSON STATE	1.32	0.72
WKU	1.16	0.91
GEORGIA STATE	1.33	0.96
at Clemson	0.94	1.08
vs. Gonzaga	1.22	1.20
COLGATE	1.18	1.02
LOUISVILLE	1.27	1.16
vs. Ohio State		
BROWN		
FLORIDA		
at Georgia		
at Mississippi State		
TEXAS A&M		
ALABAMA		
at Vanderbilt		
at Tennessee		
ARKANSAS		
at Ole Miss		
SOUTH CAROLINA		
TENNESSEE		
at Texas		
VANDERBILT		
at Alabama		
at Oklahoma		
AUBURN		
LSU		
at Missouri		

## Overall

UK offensive high - 1.39 (WRIGHT STATE)  
 UK offensive SEC high -  
 UK offensive postseason high -  
 UK offensive low - 0.94 (at Clemson)  
 UK offensive SEC low -  
 UK offensive postseason low -  
  
 Opp. offensive high - 1.16 (LOUISVILLE)  
 Opp. SEC high -  
 Opp. postseason high -  
 Opp. offensive low - 0.72 (JACKSON STATE)  
 Opp. SEC low -  
 Opp. postseason low -





# NOTES

Trailing 46-37 at the half, Kentucky outscored the Blue Devils, 40-26 in the final 20 minutes to earn its first victory against an AP Top 25 ranked opponent under Pope.

Andrew Carr was the leading scorer for the Wildcats with 17 points, while Otega Oweh had 15 and Amari Williams had 10. Those three players have scored in double figures in all three games this season.

The Wildcats led for just 7:10 in the contest. After leading 24-23 with 8:47 to go in the first half. UK would not lead again until holding a 69-67 edge with 2:40 left in the game. A steal and two free throws from Oweh with 10 seconds to go put UK ahead for good as a Blue Devils' turnover, paired with a made free throw by Lamont Butler and an offensive rebound by Oweh, closed the deal for the Cats.

#### Some additional notes from the win:

- Kentucky earned its first win in the Champions Classic since 2019, snapping a four-game skid in the event and improving to 6-8 in the showcase all time
- The victory was the first for Kentucky when trailing by at least nine points at the half since March 7, 2020 vs. Florida when the Cats rallied from 10 down at the break to win by one. UK was 0-12 dating back to that game when down by nine or more points at the intermission
- Kentucky is now 3-0 to start the season for the first time since 2016-17
- For Mark Pope, No. 6 Duke marked the second-highest ranked opponent he has beaten during his coaching career. Pope's BYU squad defeated No. 2 Gonzaga on Feb. 22, 2020

No. 4 Kentucky matched the largest halftime deficit overcome in program history, rallying from 16 down at the break, and 18 behind early in the second half, to defeat No. 7 Gonzaga in overtime, 90-89.

Andrew Carr, who led the Wildcats with 19 points on the night, and Jaxson Robinson, who finished with 18 of his own, took over in the second half and overtime for Kentucky, sparking the rally. The duo combined to shoot 12-14 from the field in the second half plus the extra session, scoring 28 points during that stretch. They also played a combined 16:11 minutes of game time with four fouls.

Trailing 56-39 with 18 minutes to go in the second half, Kentucky went on a 13-0 run over three and a half minutes to close to within four.

The Bulldogs kept their nose in front until Carr hit a game-tying jumper with just 1:01 left in regulation, sending the game to overtime tied at 79.

In the extra session, UK scored the first seven points to lead 86-79, before the Zags ripped off the next six. Carr and Robinson both hit field goals down the stretch to keep the Cats in front, but a 3-pointer from Gonzaga's Nolan Hickman pulled GU within one at 90-89 with just five seconds remaining.

Carr was fouled, but missed both free throw attempts. However, the grad transfer got back on defense and was able to disrupt the Gonzaga fast break and prevent the Bulldogs from getting off a final attempt before the buzzer.

The Wildcats pulled off the improbable comeback despite starting point guard Lamont Butler missing the game with an injury and backup point guard Kerr Kriisa exiting in the second half.

#### Some additional notes from the win:

- Kentucky is 2-0 against AP top 10 opponents this season. It is the quickest (nine games) into a season that the Cats have two victories over AP top 10 opponents since 2014-15 (eight games)
- Mark Pope becomes just the second head coach in program history to win his first two games against AP top 10 opponents, joining Adolph Rupp
- UK is now 104-72 all-time in matchups involving two AP top 10 teams
- The Wildcats snapped Gonzaga's streak of 175 games won when leading by 10 or more points at the half
- Kentucky was outrebounded 25-16 in the first half but ended up winning the battle on the boards, 43-42
- Win marked the first overtime victory for Kentucky since Nov. 20, 2023 vs. St. Joe's

## Historic Rally

The 16-point halftime deficit for Kentucky vs. Gonzaga matched the largest halftime hole overcome by UK in program history. It marks the third time the Cats have gone on to win after being down by 16 points at the intermission.

- vs. Gonzaga (Dec. 7, 2024)
- at Louisville (Dec. 18, 2004)
- at LSU (Feb. 15 1994)

## Old But New

Mark Pope's inaugural roster features a bevy of experience led by six players in their fifth year of collegiate basketball. The roster also has a senior, a junior and sophomore, and three freshmen.

The roster is one of the most experienced in the country, but not a single player enters the season having appeared in a game for Kentucky.

Entering the 2024-25 campaign, UK's veteran lineup had played in 845 career games, played 20,741 minutes, made 586 starts, scored 7,900 points and sunk 1,033 3-pointers at a 37.0% rate.

That was more than any team in the history of Kentucky basketball entering a season (minutes statistics available through the 1964-65 season).

Kentucky's other most-veteran squads were the 2021-22 squad which played 13,385 total minutes and scored 5,203 career points. Pope's 1996 team -- hailed as one of the greatest college basketball teams of all time -- had career point totals of 5,232. The 2002-03 squad had 559 games to its roster.

Conversely, Kentucky is returning 0.0% of its scoring, rebounding, assists, steals or blocks production from a season ago. It is the first time in the history of the program there has not been a single returning contributor. The fewest returning points scored from one season to another in program history occurred in the midst of World War II where the 1943-44 roster had a squad with team members who had combined to score just 19 points the season before.

- In a preseason survey of other men's basketball programs, Kentucky's six fifth-year players are tied for the third-most in college basketball among the power conferences. Only Oklahoma State (8) and Louisville (7) have more
- In a different survey of men's basketball programs throughout the country, Kentucky's 12 newcomers are tied for the fifth-most among power conferences trailing only Cal (16), Louisville (16), Oklahoma State (13) and Vanderbilt (13)

## The Power of #BBN

Game	Attendance	TV Viewers
WRIGHT STATE	19,635	93,137
BUCKNELL	20,048	Not Rated
vs. Duke	16,107	2,157,000
LIPSCOMB	19,314	Not Rated
JACKSON STATE	19,961	Not Rated
WKU	20,049	62,152
GEORGIA STATE	19,914	Not Rated
at Clemson	9,000	629,000
vs. Gonzaga	17,846	1,340,000
COLGATE	19,646	628,000
LOUISVILLE	21,093	1,318,000
vs. Ohio State		
BROWN		
FLORIDA		
at Georgia		Not Rated
at Mississippi State		Not Rated
TEXAS A&M		
ALABAMA		
at Vanderbilt		
at Tennessee		
ARKANSAS		
at Ole Miss		
SOUTH CAROLINA		
TENNESSEE		
at Texas		
VANDERBILT		Not Rated
at Alabama		
at Oklahoma		Not Rated
AUBURN		
LSU		
at Missouri		

**HOME GAMES: 159,390**

**Away Games: 9,000**

**Neutral Site Games: 33,953**

**Postseason:**

**Total Fans in Attendance: 202,343**

**Total Tracked Viewers: 6,227,289**



# NOTES

- The Wildcats join only Louisville as a major-conference team that is not returning any production from last year's roster

## The Long Ball

A staple Mark Pope team is known for shooting the long ball. Pope has discussed the desire to average 35 3-point attempts per game for the 2024-25 season. Entering the season, Pope's veterans had combined to make 1,033 3-pointers at a 37.0% rate.

Through 11 games, the Wildcats are averaging 10.27 made 3s per game on 28.0 attempts per game. The Cats are hitting at a 36.7% clip. UK has made 113 3-pointers thus far. Kentucky made 10 or more 3s in each of the first five games of the season for the first time in program history, and has topped double-digit makes in seven games.

Should the Cats take and make 3s like Pope intends, some notable UK records will be on watch:

Total 3's Made in a Season	Avg. 3s Made Per Game	3-Point FG%
1. 1992-93 (340)	1. 1989-90 (10.04)	1. 2023-24 (.409%)
2. 2003-24 (327)	2. 1992-93 (10.0)	2. 1995-96 (.397%)
3. 1991-92 (317)	3. 2023-24 (9.91)	3. 2010-11 (.397%)
4. 1993-94 (301)	4. 1993-94 (8.85)	4. 1992-93 (.394%)
5. 1996-97 (287)	5. 1991-92 (8.81)	5. 2011-12 (.378%)

## Andrew Carr Named SEC Player of the Week

After leading Kentucky with 17 points in a come-from-behind upset over No. 6 Duke, UK forward Andrew Carr was declared the Southeastern Conference Player of the Week on Nov. 18.

Carr set season highs in both points (17) and rebounds (6), while also adding three assists and a blocked shot as Kentucky erased a nine-point halftime deficit to upend the Blue Devils, 77-72.

The West Chester, Pa. native made a big impact down the stretch for the Wildcats, beginning with an "and one" with 3:57 to go which tied the game at 67 and pulled UK even for the first time since there was 8:23 on the clock in the first half. Carr then assisted on an Otega Oweh layup that gave the Cats a 69-67 lead, their first advantage since holding a 24-23 edge. After Duke reclaimed the lead 70-69, Carr converted another traditional 3-point play the old-fashioned way, hitting a layup plus a foul shot to put Kentucky in front 72-70.

Carr's 17 points came on an efficient 5-of-8 performance from the field and included two made 3s on just three attempts.

## Early Signing Period Splash

The November signing period has been fruitful for Kentucky as the Wildcats added three prospects from the class of 2025 who are all part of the Naismith High School Preseason Player of the Year watch list.

- **Jasper Johnson (Lexington, Ky.):** Consensus top 20 recruit. | Began career at Woodford County HS before transferring to Link Academy and now Overtime Elite | Combo guard. | Played for Team Thad on the EYBL AAU circuit | Won a gold medal with USA Basketball at the FIBA U18 AmeriCup this past June | Father, Dennis, played football at UK and in the NFL | Uncle, Derrick, played football at Kentucky | Grandfather, Alvis, worked eight years in athletics administration at UK.
- **Acaden Lewis (Washington D.C.):** Four-star point guard from Sidwell Friends School | 2023-24 Gatorade District of Columbia Boys Basketball Player of the Year | Two-time DCSAA Class AA tournament champion with high school team | Played for Team Durant on the Nike grassroots circuit | Participated in the NBPA Top 100 camp
- **Malachi Moreno (Georgetown, Ky.):** One of the top centers in the class and a four-star prospect | Attends Great Crossing High School, helping Warhawks reach the semifinals of the KHSAA Sweet 16 last season | Played for Indiana Elite on the AAU circuit, the same program that was home to current UK freshman, Travis Perry | Participated in Adidas Eurocamp, the NBPA Top 100 camp and the Under Armour Elite 24 Showcase | Brother, Micheal, played at EKU where he became the first player in school history to score at least 1,500 points and grab 900 rebounds

## Kentucky Boasts Nation-Leading 29 Players on NBA Opening-Day Rosters

The Kentucky men's basketball program finds itself in familiar territory with a nation-leading 29 players on NBA opening-day rosters. It marks the 13th consecutive season in which the Wildcats have paced the nation in terms of their alumni contingent in the league. The total of 29 players is based off the NBA's official opening-day roster list and includes all two-way and inactive players.

Duke (24 players) is the only other school with at least 20 representatives on a roster heading into the 2024-25 season. The Southeastern Conference leads all collegiate conferences with 100 players on opening day rosters. The Big Ten is second with 89.

Of the 30 NBA franchises, 20 feature at least one player out of Kentucky, while eight have multiple Wildcats. The Sacramento Kings lead the league with three UK products on their roster, while the 76ers, Heat, Knicks, Lakers, Pelicans, Suns and Thunder each have two.

A group of four Cats from last year's Kentucky team join the NBA ranks this season, led by

top-10 draft picks Reed Sheppard and Rob Dillingham.

Kentucky's NBA contingent enters the 2024-25 season with significant momentum. Last year, a record-breaking seven UK players earned NBA All-Star nods, while three were selected to All-NBA teams. Shai Gilgeous-Alexander finished as the runner up for the league's Most Valuable Player award, while Tyrese Maxey was named the KIA Most Improved Player. Maxey also received the NBA's Sportsmanship Award and Karl-Anthony Towns was chosen as the recipient of the Kareem Abdul-Jabbar Social Justice Champion Award.

## Wildcats in the NBA (29)

Bam Adebayo – Miami Heat	Brandon Boston Jr. – New Orleans Pelicans
Devin Booker – Phoenix Suns	Anthony Davis – Los Angeles Lakers
Rob Dillingham – Minnesota Timberwolves	Justin Edwards – Philadelphia 76ers
De'Aaron Fox – Sacramento Kings	Shai Gilgeous-Alexander – Oklahoma City Thunder
Tyler Herro – Miami Heat	Isaiah Jackson – Indiana Pacers
Keldon Johnson – San Antonio Spurs	Chris Livingston – Milwaukee Bucks
Trey Lyles – Sacramento Kings	Tyrese Maxey – Philadelphia 76ers
Malik Monk – Sacramento Kings	Jamal Murray – Denver Nuggets
Immanuel Quickley – Toronto Raptors	Julius Randle – Minnesota Timberwolves
Antonio Reeves – New Orleans Pelicans	Nick Richards – Charlotte Hornets
Shaedon Sharpe – Portland Trail Blazers	Reed Sheppard – Houston Rockets
Jacob Toppin – New York Knicks	Karl-Anthony Towns – New York Knicks
Oscar Tshiebwé – Utah Jazz	Jarred Vanderbilt – Los Angeles Lakers
Cason Wallace – Oklahoma City Thunder	PJ Washington – Dallas Mavericks
TyTy Washington Jr. – Phoenix Suns	

## Noteable nuggets about UK's NBA stars:

- **De'Aaron Fox (Kings):** Fox set a Kings' franchise record by scoring a career-high 60 points against the Minnesota Timberwolves on Nov. 15, before dropping 49 points the very next day against the Utah Jazz. The 109 points on consecutive nights are the second-most in the last 50 years of NBA history, trailing only Kobe Bryant who once has 110 back in 2017. He was named the Western Conference Player of the Week on Nov. 18 for his efforts
- **Shai Gilgeous-Alexander (Thunder):** Scored a career-high 45 points in OKC's win over the LA Clippers on Nov. 11, going 13-of-21 from the field and 4-of-8 from beyond the arc. It was the 14th time in SGA's NBA career in which he has scored 40 or more points
- **Karl-Anthony Towns (Knicks):** Towns has scored over 40 points twice thus far. He poured in 44 points in a win over Miami on Oct. 30, the most points scored by a New York Knicks' center since Patrick Ewing had 41 in 1996. Towns then topped that total with a season-high 46-point outing against the Chicago Bulls on Nov. 13. In the Knicks games against Atlanta (Dec. 11) and Orlando (Dec. 15), Towns combined for 41 points and 41 rebounds. He is just the fourth Knicks player of all-time to have 40+ points and 40+ rebounds over a two-game span
- **Devin Booker (Suns):** Topped 15,000 career points on Dec. 3, becoming the ninth youngest player in NBA history to achieve the feat. Booker is also the fourth youngest guard to reach the mark, behind Kobe Bryant, Michael Jordan and Tracy McGrady. Booker was named the NBA Western Conference's Player of the Week on Nov. 4 after a week which saw the Phoenix star average 33.7 points over three Suns' wins
- **Anthony Davis (Lakers):** Davis was named the NBA Western Conference's Player of the Week following the opening week of the season. He became just the third player in NBA history to have multiple season openers with at least 35 points and at least 15 rebounds, joining only Elgin Baylor and Wilt Chamberlain as the other players to turn the trick. He had his first 40-point outing of the season on Nov. 15 in a win over the San Antonio Spurs
- **Julius Randle (Timberwolves):** Randle hit a buzzer-beating 3-pointer on Nov. 17 to push the Wolves past Devin Booker and the Suns. Randle had a season-high 36 points and seven assists, and his game-winner spoiled a 44-point game from Booker
- **Antonio Reeves (Pelicans):** On his 24th birthday, Reeves scored a career-high 34 points against the Cavaliers. As of Nov. 20, it was the second-highest scoring performance by a rookie in 2024-25
- Kentucky's two top-10 picks from the 2024 NBA draft squared off for the first time in the NBA as Rob Dillingham of the Minnesota Timberwolves and Reed Sheppard of the Houston Rockets went head-to-head on Nov. 26. Dillingham got the better of Sheppard on the stat sheet with 12 points, seven assists and five boards in 25 minutes, but Sheppard and the Rockets came away with the 117-111 victory in OT
- On Dec. 1, **Keldon Johnson (Spurs)** became the third-fastest player in franchise history to score 5,000 career points. Only Tim Duncan and David Robinson achieved the feat faster.
- **Tyler Herro (Heat)** was selected as the Eastern Conference Player of the Week on Dec. 9 after averaging 25.3 points, 6.0 rebounds and 5.5 assists during a four-game week for the Miami Heat in which the team went 3-1
- **Tyrese Maxey (76ers)** scored 40 points to lead the Sixers to a 121-108 win over Charlotte on Dec. 16. It was Maxey's second 40-point outing of the season. He scored 45 in an overtime win against the Pacers on Oct. 27.
- **Chris Livingston (Bucks)** captured the 2024 NBA Cup with a win over the OKC Thunder on Dec. 17. Three Wildcats (Livingston, Shai Gilgeous-Alexander, Cason Wallace) played in the



# NOTES

Championship game.

## A Flying Start to the Pope Era

Kentucky won big in its first regular-season contest under head coach Mark Pope, taking down Wright State, 103-62, to begin the 2024-25 campaign.

Six Wildcats scored in double figures in the contest, led by 21 points from Otega Oweh and 18 from Koby Brea. Kentucky saw six players finish with at least three assists in the victory, while three had five assists.

UK shot 60 percent from the field and assisted on 30 of 39 made field goals, a 76.9 percent assist rate.

### *Some nuggets from the Pope opener*

- The 41-point margin of victory in Pope's debut is the same as his jersey #41 from his playing days at UK
- 103 points are the most for a Kentucky coach in his debut game. The previous high was 88 points vs. Morehead State in Tubby Smith's first game in 1997
- 103 points are the most in a season opener for the Wildcats since Nov. 11, 2011 when Kentucky scored 108 vs. Marist
- The Cats are 8-0 in a head coach's debut dating back to Adolph Rupp's first game in 1930
- It was the seventh season-opening win in a row for Mark Pope dating back to his final season at Utah Valley
- Kentucky improves to 101-21 in season openers all-time and 106-16 in home openers

## Associated Press Poll All-Time Leader

Not only is Kentucky the nation's all-time wins leader and the team with the best all-time winning percentage, it has been ranked in the Associated Press more than any other program.

Kentucky has been ranked in the AP poll during 976 weeks in the poll's 76-year history. North Carolina (961), Duke (899), Kansas (866) and UCLA (740) round out the top five.

The Wildcats were ranked No. 1 for the first time in the second month of the poll in Feb. 1949. UK has played a total of 252 games as the nation's top-ranked team.

The Nov. 18, 2024 jump from No. 19 to No. 9 was the largest single-week rise for Kentucky in program history (10 spots). The previous record was a nine-spot jump accomplished in February of 2001.

## Kentucky's Team

Mark Pope and his staff pieced together an experienced, talented, honored and winning group of players to represent Big Blue Nation's 2024-25 team.

Ansley Almonor, Lamont Butler, Andrew Carr and Amari Williams are all 1,000-point scorers. Butler and Williams were named their league's defensive player of the year, while Koby Brea and Jaxson Robinson have been tabbed a conference's sixth man of the year in their career and Almonor was a most improved selection. Brandon Garrison is a former McDonald's All-American. Kerr Kriisa had appeared in 99 career games and registered a pair of triple-doubles, while Otega Oweh was Oklahoma's second-leading scorer a season ago.

Kentucky's freshmen group includes Travis Perry and Trent Noah from the state of Kentucky and Collin Chandler, a former top-35 signee in the class of 2022. Perry is the state's all-time leading scorer, while Noah broke the Sweet 16 state record for most 3-pointers drained in a single run with 19 this season.

## Assistants Snapshot

In addition to putting together a roster from scratch, Mark Pope also had to assemble a staff upon his hiring as head coach of the Wildcats. Pope constructed what he considers to be the best in the country.

- **Alvin Brooks III (associated head coach):** Brooks coached eight seasons at Baylor, serving as both an assistant and associate head coach. The Bears went 194-72 during Brooks' tenure, including a 94-46 record in Big 12 action, won the 2021 NCAA Tournament, went 12-5 in NCAA Tournament games and 22-15 against Associated Press top-10 ranked foes. A Houston native, Brooks began his coaching career at the junior college level. He spent two seasons at Arkansas-Forth Smith, helping the Lions to the 2006 NJCAA Division I championship. He then joined the staff at Midland, where he again was on staff for an NJCAA title team in 2007.
- **Mark Fox (associate coach):** Has been a head coach at the NCAA Division I level for 18 years and has a career record of 324-263. Fox has directed teams to four regular-season conference titles, five NCAA Tournament appearances and 10 total postseason appearances during his collegiate coaching tenure. Fox and Pope reunite in Lexington, after Fox hired Pope for his first collegiate basketball position. Pope served as the Director of Basketball Operations at Georgia in 2009-10, coincidentally Fox's first season with the Bulldogs.
- **Cody Fueger (assistant coach):** Fueger has been a nine-year member of Mark Pope's staffs, first serving as an assistant coach at Utah Valley and then transitioning to BYU. The connection began when they were on the BYU staff together when Pope was an assistant coach and Fueger served as the director of basketball operations. Fueger began his career as a student assistant coach and video coordinator at Utah under Rick Majerus. Named one of the most impactful mid-major assistant coaches in Division I men's basketball by Silver Waves Media in 2022 and 2023, Fueger has been instrumental for Pope's squads.
- **Jason Hart (assistant coach):** Hart is a nine-year NBA veteran with extensive coaching experience at the high school, collegiate and professional levels. Hart most recently served as the head coach of the NBA's G-League Ignite squad, coaching the likes of Jaden Hardy, Scoot Henderson, Matas Buzelis and Ron Holland. He is a member of Syracuse's All-Century Team, which honored the top 25 players in the program's history. He was picked in the second round of the 2000 NBA Draft by the Milwaukee Bucks, where he was teammates with Pope for one season.
- **Mikhail McLean (assistant coach):** McLean spent the last three seasons on staff with Lamar as an assistant coach where the Cardinals have steadily improved year-to-year, culminating in a record-breaking 19-14 season in 2023-24. The Cardinals' 19 wins were their most in NCAA Division I since the 2011-12 season and the second most since the 1987-88 campaign. In addition to his collegiate coaching career, McLean is a native of The Bahamas and serves as the associate head coach on the Bahamian National Team staff. He has been a part of the program since 2021 and is the squad's defensive coordinator. A former standout player for Houston, he joined the Cougars' staff for six seasons.

## Clutch Free Throws

Free throws during a two-possession game (six points or less) at any point with 3:00 or less to play or overtime:

Player	FTs	Pct.
Jaxson Robinson	2-2	1.000
Amari Williams	2-2	1.000
Otega Oweh	7-10	.700
Lamont Butler	5-8	.625
Andrew Carr	1-3	.333
<b>Kentucky</b>	<b>17-25</b>	<b>.680</b>

## All-Time Winningest Schools

SCHOOL	WINS
<b>1. Kentucky</b>	<b>2,408</b>
2. Kansas	2,401
3. North Carolina	2,378
4. Duke	2,308
5. UCLA	2,011
6. Temple	1,998
Syracuse	1,998
8. Notre Dame	1,969
9. St. John's	1,950
10. Arizona	1,943

*\*through games played on Dec. 14, 2024*

## Week-by-Week Rankings

### Kentucky in the rankings ...

Week	AP	Coaches	NET	KenPom
Nov. 4	23	23	-	43
Nov. 11	19	18	-	31
Nov. 18	9	11	-	22
Nov. 25	8	8	-	13
Dec. 2	4	6	9	12
Dec. 9	5	5	5	9
Dec. 16	4	4	7	8
Dec. 23				
Dec. 30				
Jan. 6				
Jan. 13				
Jan. 20				
Jan. 27				
Feb. 3				
Feb. 10				
Feb. 17				
Feb. 24				
M. 3				
M. 10				
M. 17				



# KENTUCKY BY THE NUMBERS

Date	Opponent	Result	Points	Rebounds	Assists	Steals	Blocks
N. 4	<b>WRIGHT STATE</b>	W, 103-62	Oweh - 21^	Williams - 13^	Three with - 5^	Two with - 3^	Four with - 1^
N. 9	<b>BUCKNELL</b>	W, 100-72	Brea - 20^	Williams - 14^	Kriisa - 12^	Three with - 2^	Almonor - 2^
N. 12	vs. Duke <sup>1</sup>	W, 77-72	Carr - 17	Williams - 8	Butler - 4^	Oweh - 2	Three with - 2^
N. 19	<b>LIPSCOMB</b> <sup>2</sup>	W, 97-68	Robinson - 20^	Williams - 11^	Two with - 2	Three with - 1	Three with - 2^
N. 22	<b>JACKSON STATE</b> <sup>3</sup>	W, 108-59	Brea - 22^	Two with - 8^	Kriisa - 7^	Three with - 3^	Garrison - 3^
N. 26	<b>WKU</b> <sup>2</sup>	W, 87-68	Two with - 18^	Two with - 10^	Two with - 4^	Five with - 1	Williams - 4^
N. 29	<b>GEORGIA STATE</b>	W, 105-76	Robinson - 19	Carr - 8^	Butler - 6^	Butler - 3^	Two with - 1^
D. 3	at Clemson <sup>4</sup>	L, 70-66	Oweh - 17^	Williams - 11	Butler - 5^	Almonor - 2	Williams - 3
D. 7	vs. Gonzaga <sup>5</sup>	W, 91-89 <sup>OT</sup>	Carr - 19	Garrison - 9	Robinson - 5	Robinson - 1^	Williams - 2^
D. 11	<b>COLGATE</b>	W, 78-67	Brea - 17^	Carr - 10^	Oweh - 4	Two with - 2^	Robinson - 2^
D. 14	<b>LOUISVILLE</b>	W, 93-85	Butler - 33^	Carr - 9	Butler - 6^	Two with - 2^	Carr - 2^
D. 21	vs. Ohio State <sup>6</sup>						
D. 31	<b>BROWN</b>						
J. 4	<b>FLORIDA</b> *						
J. 7	at Georgia*						
J. 11	at Mississippi State*						
J. 14	<b>TEXAS A&amp;M</b> *						
J. 18	<b>ALABAMA</b> *						
J. 25	at Vanderbilt*						
J. 28	at Tennessee*						
F. 1	<b>ARKANSAS</b> *						
F. 4	at Ole Miss*						
F. 8	<b>SOUTH CAROLINA</b> *						
F. 11	<b>TENNESSEE</b> *						
F. 15	at Texas*						
F. 19	<b>VANDERBILT</b> *						
F. 22	at Alabama*						
F. 26	at Oklahoma*						
M. 1	<b>AUBURN</b> *						
M. 4	<b>LSU</b> *						
M. 8	at Missouri*						

All home games in **BOLD CAPS**

\*SEC game, ^game high

- 1 - Champions Classic (State Farm Arena | Atlanta)
- 2 - BBN Invitational (Rupp Arena | Lexington, Ky.)
- 3 - BBN Invitational/Unity Series (Rupp Arena | Lexington)
- 4 - SEC/ACC Challenge (Littlejohn Coliseum | Clemson, S.C.)
- 5 - Battle in Seattle (Climate Pledge Arena | Seattle)
- 6 - CBS Sports Classic (Madison Square Garden | New York)

## Times Led

Brea - 3  
Carr - 3  
Oweh - 3  
Robinson - 2  
Butler - 1

## Times Led

Williams - 7  
Carr - 4  
Garrison - 2

## Times Led

Butler - 6  
Kriisa - 4  
Robinson - 2  
Garrison - 1  
Oweh - 1  
Williams - 1

## Times Led

Butler - 5  
Oweh - 5  
Robinson - 4  
Chandler - 3  
Garrison - 3  
Almonor - 1  
Brea - 1  
Carr - 1  
Kriisa - 1

## Times Led

Williams - 6  
Garrison - 3  
Robinson - 3  
Carr - 2  
Oweh - 2  
Almonor - 1  
Brea - 1  
Butler - 1



# MISCELLANEOUS STATS

Game Leaders							Games With ...							
No.	Name	Points	Rebounds	Blocks	Assists	Steals	10+ Pts	20+ Pts	10+ Rebs	3+ Assts	3+ Blks	3+ Stls	3+ 3s	Double-Double
00	Otega Oweh*	3 (7)	0 (2)	2 (12)	1 (1)	5 (34)	11 (33)	2 (5)	0 (1)	4 (6)	0 (0)	2 (13)	1 (1)	0 (1)
1	Lamont Butler*	1 (9)	0 (2)	1 (7)	6 (49)	5 (54)	7 (50)	1 (3)	0 (1)	7 (75)	0 (0)	3 (25)	2 (9)	0 (1)
2	Jaxson Robinson*	2 (18)	0 (4)	3 (20)	2 (7)	4 (16)	8 (50)	1 (6)	0 (0)	4 (21)	0 (1)	0 (4)	2 (28)	0 (0)
4	Koby Brea*	3 (9)	0 (8)	1 (9)	0 (4)	1 (12)	7 (45)	2 (5)	0 (1)	1 (12)	0 (0)	0 (2)	6 (39)	0 (1)
5	Collin Chandler	0 (0)	0 (0)	0 (0)	0 (0)	3 (3)	0 (0)	0 (0)	0 (0)	0 (0)	0 (0)	0 (0)	0 (0)	0 (0)
7	Andrew Carr*	3 (15)	4 (41)	2 (61)	0 (8)	1 (20)	8 (76)	0 (10)	2 (17)	8 (26)	0 (19)	0 (7)	0 (6)	2 (13)
9	Trent Noah	0 (0)	0 (0)	0 (0)	0 (0)	0 (0)	0 (0)	0 (0)	0 (0)	0 (0)	0 (0)	0 (0)	0 (0)	0 (0)
10	Brandon Garrison*	0 (2)	2 (14)	3 (22)	1 (4)	3 (12)	1 (11)	0 (3)	0 (2)	4 (9)	1 (9)	1 (2)	0 (0)	0 (1)
11	Travis Perry	0 (0)	0 (0)	0 (0)	0 (0)	0 (0)	0 (0)	0 (0)	0 (0)	0 (0)	0 (0)	0 (0)	0 (0)	0 (0)
13	Grant Darbyshire	0 (0)	0 (0)	0 (0)	0 (0)	0 (0)	0 (0)	0 (0)	0 (0)	0 (0)	0 (0)	0 (0)	0 (0)	0 (0)
15	Ansley Almonor*	0 (26)	0 (12)	1 (35)	0 (8)	1 (5)	3 (56)	0 (18)	0 (1)	0 (15)	0 (3)	0 (0)	0 (34)	0 (0)
20	Zach Tow	0 (0)	0 (0)	0 (0)	0 (0)	0 (0)	0 (0)	0 (0)	0 (0)	0 (0)	0 (0)	0 (0)	0 (0)	0 (0)
21	Walker Horn	0 (0)	0 (0)	0 (0)	0 (0)	0 (0)	0 (0)	0 (0)	0 (0)	0 (0)	0 (0)	0 (0)	0 (0)	0 (0)
22	Amari Williams*	0 (27)	7 (69)	6 (82)	1 (17)	0 (35)	6 (69)	0 (7)	5 (35)	5 (32)	2 (31)	0 (6)	0 (0)	2 (26)
77	Kerr Kriisa*	0 (10)	0 (3)	0 (0)	4 (62)	1 (23)	0 (47)	0 (8)	0 (2)	5 (80)	0 (0)	0 (5)	0 (42)	0 (4)

Career total in (parentheses); \*includes pre-UK career

Starting Lineups						
Guard	Guard	G/F	Forward	Forward	Games	W-L
Butler	Oweh	Robinson	Carr	Williams	9	8-1
Kriisa	Oweh	Robinson	Carr	Williams	1	1-0
Robinson	Brea	Oweh	Carr	Williams	1	1-0

Kentucky's Record When ...		
<b>KENTUCKY RECORD</b>	<b>ALL</b>	<b>SEC</b>
Leading at halftime:	8-0	0-0
Tied at the half:	0-0	0-0
Trailing at halftime:	2-1	0-0
Shoot 50% or better:	6-0	0-0
Shoot less than 50%:	4-1	0-0
Games higher % than opp.:	9-1	0-0
Shoot lower % than opp.:	1-0	0-0
Opp. shoot worse than 40%:	6-1	0-0
Opp. shoot 40% or higher:	4-0	0-0
Score less than 60 points:	0-0	0-0
Score 60-69 points:	0-1	0-0
Score 70-79 points:	2-0	0-0
Score 80-89 points:	1-0	0-0
Score 90-99 points:	3-0	0-0
Score 100+ points:	4-0	0-0
Opp. score less than 60 pts.:	1-0	0-0
Opp. score 60-69 pts.:	4-0	0-0
Opp. score 70-79 pts.:	3-1	0-0
Opp. score 80-89 points:	2-0	0-0
Opp. score 90-99 points:	0-0	0-0
Opp. score 100+ points:	0-0	0-0
Outrebounded opponent:	9-0	0-0
Outrebounded by opponent:	1-0	0-0
Equal number of rebounds:	0-1	0-0
Fewer turnovers than opp.:	4-0	0-0
Same turnovers as opp.:	1-0	0-0
More turnovers than opp.:	5-1	0-0
Make 10 or more 3-pointers:	7-0	0-0
Make 9 or fewer 3-pointers:	3-1	0-0
Games decided by 5 or fewer:	2-1	0-0
Overtime games:	1-0	0-0

Streaks		Miscellaneous	
Overall	Won 3	<b>Charges Drawn</b>	Kerr Kriisa - 3
Unranked AP teams anywhere	Won 2		Koby Brea - 1
Ranked AP teams anywhere	Won 4		Collin Chandler - 1
Home	Won 12	<b>First Sub</b>	Koby Brea - 9
Home AP ranked teams	Won 1		Brandon Garrison - 9
Home AP unranked teams	Won 11		Ansley Almonor - 2
Home SEC	Won 4		Kerr Kriisa - 1
Home nonconference	Won 8	<b>5-Second Violations</b>	Kentucky - 0
Home AP ranked SEC	Won 1		Opponent - 0
Home AP unranked SEC	Won 3	<b>10-Second Violations</b>	Kentucky - 0
Home AP ranked nonconference	Won 1		Opponent - 0
Home AP unranked nonconference	Won 8	<b>Shot-Clock Violations</b>	Kentucky - 2
Road	Lost 1		Opponent - 6
Road AP ranked teams	Won 3	<b>Tipoffs (including OT)</b>	Kentucky - 9
Road AP unranked teams	Lost 1		Opponent - 3
Road SEC	Won 2	<b>3-Point Plays</b>	Andrew Carr - 7
Road nonconference	Lost 1		Amari Williams - 4
Road AP ranked SEC	Won 3		Lamont Butler - 4
Road AP unranked SEC	Won 1		Collin Chandler - 1
Road AP ranked nonconference	Lost 1		Brandon Garrison - 1
Road AP unranked nonconference	Lost 1		Otega Oweh - 1
Neutral	Won 2		Jaxson Robinson - 1
Neutral AP ranked teams	Won 3	<b>4-Point Plays</b>	
Neutral AP unranked teams	Lost 2		
Neutral SEC Tournament	Lost 3		
Neutral AP unranked SEC Tournament	Lost 2		
Neutral AP ranked nonconference	Won 3		
Neutral AP unranked nonconference	Lost 1		
<b>Active Consecutive Made Career Starts (UK)</b>			
Andrew Carr	123 (11)		
Amari Williams	74 (11)		
Lamont Butler	55 (9)		
Otega Oweh	12 (11)		
Jaxson Robinson	11		
Kerr Kriisa	1		
<b>Active Consecutive Made Free Throws</b>			
Jaxson Robinson	12		
Ansley Almonor	9		
Andrew Carr	5		
Collin Chandler	3		
Brandon Garrison	2		
Travis Perry	2		
Amari Williams	2		
<b>Active Consecutive Games Played with a 3-Pointer (UK)</b>			
Koby Brea	26 (11)		
Jaxson Robinson	8		
Lamont Butler	2		
Otega Oweh	2		
Kerr Kriisa	1		
Trent Noah	1		

Dunk Tracker		
<b>Player</b>	<b>Dunks in 2024-25</b>	<b>Dunks in Career</b>
Amari Williams	16	104
Andrew Carr	7	95
Otega Oweh	16	48
Brandon Garrison	5	27
Lamont Butler	1	25
Jaxson Robinson	4	15
Koby Brea	4	9
Ansley Almonor	0	6

Fast Facts	
Shooting Percentage	.495
Avg. Assists Per Game	19.5
Points Off Turnovers	14.7
Second-Chance Points	11.4
Points in the Paint	42.5
Fast Break Points	18.5
Bench Points	27.4
Points Per Possession	1.222
Avg. Time of Possession	15.4

First Points of the Game				
<b>Player</b>	<b>Dunk/Layup</b>	<b>Jumper</b>	<b>3PT</b>	<b>FT</b>
Lamont Butler	1			
Andrew Carr	2			
Kerr Kriisa			1	
Otega Oweh	1			1
Jaxson Robinson			2	
Amari Williams	2			1



# THE LAST TIME UK ...

## INDIVIDUALS

### SCORING

**Scored 25 points:** Lamont Butler (33), vs. LOUISVILLE, 12/14/24  
**Scored 30 points:** Lamont Butler (33), vs. LOUISVILLE, 12/14/24  
**Scored 35 Points:** Rob Dillingham (35) vs. TENNESSEE, 2/3/24  
**Scored 40 points:** Malik Monk (47) vs. North Carolina, 12/17/16  
**Scored 45 points:** Malik Monk (47) vs. North Carolina, 12/17/16  
**Scored 50 points:** Jodie Meeks (54) at Tennessee, 1/13/09  
**Scored 55 points:** Never  
**Two players had 20 points:** Koby Brea (22), Otega Owesh (21) vs. JACKSON STATE, 11/22/24  
**Three players had 20 points:** Tre Mitchell (22), D.J. Wagner (22) and Antonio Reeves (20) vs. SAINT JOSEPH'S, 11/20/23  
**Two players had 30 points:** Patrick Patterson (33) and Jodie Meeks (32) vs. TENNESSEE STATE, 12/22/08  
**Scored 20 points in two straight games:** Antonio Reeves (7), 2/17/24-3/9/24  
**Scored 20 points in three straight games:** Antonio Reeves (7), 2/17/24-3/9/24  
**Scored 20 points in four straight games:** Antonio Reeves (7), 2/17/24-3/9/24  
**Scored 20 points in five straight games:** Antonio Reeves (7), 2/17/24-3/9/24  
**Scored 20 points in six straight games:** Antonio Reeves (7), 2/17/24-3/9/24  
**Scored 20 points in seven straight games:** Antonio Reeves (7), 2/17/24-3/9/24  
**Scored 20 points in eight straight games:** Jamal Murray (12), 2/2/16 - 3/12/16  
**Scored 20 points in nine straight games:** Jamal Murray (12), 2/2/16 - 3/12/16  
**Scored 20 points in 10 straight games:** Jamal Murray (12), 2/2/16 - 3/12/16  
**Scored 20 points in 11 straight games:** Jamal Murray (12), 2/2/16 - 3/12/16  
**Scored 20 points in 12 straight games:** Jamal Murray (12), 2/2/16 - 3/12/16  
**Scored 20 points in 15 straight games:** Dan Issel (18), 12/1/69 - 2/7/70  
**Scored 25 points in two straight games:** Antonio Reeves (2) 12/23/23 - 12/29/23  
**Scored 25 points in three straight games:** Tayshaun Prince (3), 3/11/01-3/17/01  
**Scored 30 points in two straight games:** Jodie Meeks vs. Appalachian State (46), 12/20/08; vs. TENNESSEE STATE (32), 12/22/08  
**Scored 30 points in three straight games:** Dan Issel (6) 2/14/70 - 3/2/70  
**Scored in double figures in 10 straight games:** Otega Owesh (11), 11/4/24-12/14/24  
**Scored in double figures in 15 straight games:** Antonio Reeves (23), 12/21/23-3/21/24  
**Scored in double figures in 20 straight games:** Antonio Reeves (23), 12/21/23-3/21/24  
**Scored in double figures in 25 straight games:** Malik Monk (30), 11/11/16-2/28/17  
**Scored in double figures in 30 straight games:** Malik Monk (30), 11/11/16-2/28/17  
**Scored in double figures in 33 straight games:** Jamal Murray (34), 11/17/15 - 3/19/16  
**Scored in double figures in 34 straight games:** Jamal Murray (34), 11/17/15 - 3/19/16  
**Scored in double figures in 35 straight games:** Kenny Walker (36), 11/14/85 - 3/22/86  
**Five players scored in double figures:** Lamont Butler (33), Otega Owesh (17), Jaxson Robinson (12), Andrew Carr (10), Koby Brea (10), vs. LOUISVILLE, 12/14/24  
**Six players scored in double figures:** Otega Owesh (21), Koby Brea (18), Lamont Butler (14), Amari Williams (12), Andrew Carr (11), Ansley Almonor (11), WRIGHT STATE, 11/4/24  
**Seven players scored in double figures:** Jaxson Robinson (19), Lamont Butler (17), Amari Williams (14), Otega Owesh (12), Ansley Almonor (12), Koby Brea (10), Andrew Carr (10), GEORGIA STATE, 11/29/24  
**Four players with 15 or more points:** Antonio Reeves (22), D.J. Wagner (19), Rob Dillingham (15), Aaron Bradshaw (15), ARKANSAS, 3/2/24

### DOUBLE-DOUBLES

**Double-double:** Andrew Carr (11 points, 10 rebounds), COLGATE (12/11/24)  
**Triple-double:** Isaiah Briscoe (19 points, 10 rebounds, 11 assists) at Ole Miss, 12/29/16  
**20-10 (rebs) game:** Tre Mitchell (20 points, 14 rebounds) vs. MISSOURI, 1/9/24  
**20-10 (assts) game:** De'Aaron Fox (24 points, 10 assists) vs. North Carolina, 12/17/16

**20-15 game:** Oscar Tshiebwe (25 points, 18 rebounds) vs. Kansas State, 3/19/23  
**20-20 game:** Oscar Tshiebwe (21 points, 20 rebounds), vs. VANDERBILT, 3/1/23  
**30-10 game:** Oscar Tshiebwe (37 points, 24 rebounds) vs. GEORGIA, 1/17/23  
**30-15 game:** Oscar Tshiebwe (37 points, 24 rebounds) vs. GEORGIA, 1/17/23  
**30-20 game:** Oscar Tshiebwe (37 points, 24 rebounds) vs. GEORGIA, 1/17/23  
**40-30 game:** Bill Spivey (40 points, 34 rebounds) vs. XAVIER, 2/13/51  
**Back-to-back 20-10 games:** Oscar Tshiebwe (22 p, 17 r) vs. AUBURN, 2/25/23; (21 p, 20 r) vs. VANDERBILT, 1/3/23  
**Three straight 20-10 games:** Julius Randle (23 p, 16 r) vs. UNC ASHEVILLE, 11/8/13; (22 p, 14 r) vs. NORTHERN KENTUCKY, 11/10/13; (27 p, 13 r) vs. Michigan State, 11/12/13  
**Double-double in points and rebs.:** Andrew Carr (11 points, 10 rebounds), COLGATE (12/11/24)  
**Double-double in points and assists:** D.J. Wagner (18 points, 10 assists) vs. GEORGIA, 1/20/24  
**Double-double in points and blocks:** Never  
**Double-double in points and steals:** Never  
**Double-double in two consecutive games:** Amari Williams (2) 11/4/24-11/9/24  
**Double-double in three consecutive games:** Oscar Tshiebwe (4) 2/25/23-3/10/23  
**Double-double in four consecutive games:** Oscar Tshiebwe (4) 2/25/23-3/10/23  
**Double-double in five consecutive games:** Oscar Tshiebwe (17) 1/19/22-11/15/22  
**Double-double in 10 consecutive games:** Oscar Tshiebwe (17) 1/19/22-11/15/22  
**Double-double in 15 consecutive games:** Oscar Tshiebwe (17) 1/19/22-11/15/22  
**Two players record double-doubles:** Tre Mitchell (18 points, 12 rebounds), Reed Sheppard (11 points, 11 assists) at Louisville, 12/21/23  
**Three players record double-doubles:** PJ Washington (20 points, 13 rebounds), Reid Travis (18 points, 12 rebounds), Keldon Johnson (15 points, 10 rebounds) vs. KANSAS, 1/26/19  
**Four players record double-doubles:** Jack Givens (30 pts, 13 rebs), Kyle Macy (16 pts, 10 assts), Mike Phillips (22 pts, 18 rebs), Rick Robey (23 pts, 13 rebs) vs. SMU 11/26/77  
**Five players record double-doubles:** Never

### FIELD GOALS

**Made 12 FG in a game:** Rob Dillingham (14) vs. TENNESSEE, 2/3/24  
**Made 15 FG in a game:** Malik Monk (18) vs. North Carolina, 12/17/16  
**Made 16 FG in a game:** Malik Monk (18) vs. North Carolina, 12/17/16  
**Made 17 FG in a game:** Malik Monk (18) vs. North Carolina, 12/17/16  
**Made 18 FG in a game:** Malik Monk (18) vs. North Carolina, 12/17/16  
**Made 19 FG in a game:** Dan Issel (19) at Alabama, 2/23/70  
**Made 20 FG in a game:** Dan Issel (23) at Ole Miss, 2/7/70  
**Made 21 FG in a game:** Dan Issel (23) at Ole Miss, 2/7/70  
**Made 22 FG in a game:** Dan Issel (23) at Ole Miss, 2/7/70  
**Made 23 FG in a game:** Dan Issel (23) at Ole Miss, 2/7/70  
**Made 24 FG in a game:** Never  
**Attempted 17 FG in a game:** Antonio Reeves (18) vs. Oakland, 3/21/24  
**Attempted 18 FG in a game:** Antonio Reeves (18) vs. Oakland, 3/21/24  
**Attempted 19 FG in a game:** Rob Dillingham (19) vs. Texas A&M, 3/15/24  
**Attempted 20 FG in a game:** Antonio Reeves (20) at Auburn, 2/17/24  
**Attempted 25 FG in a game:** Antonio Reeves (25) vs. Kansas, 11/14/23  
**Attempted 30 FG in a game:** Kevin Grevey (30) vs. UCLA, 3/31/75  
**Attempted 40 FG in a game:** Bill Spivey (41) XAVIER, 2/13/51

### 3-POINTERS

**Made 5 3-pointers in a game:** Lamont Butler (6) LOUISVILLE, 12/14/24  
**Made 6 3-pointers in a game:** Lamont Butler (6) LOUISVILLE, 12/14/24  
**Made 7 3-pointers in a game:** Reed Sheppard (7) at Tennessee, 3/9/24  
**Made 8 3-pointers in a game:** Immanuel Quickley (8) at Texas A&M, 2/25/20  
**Made 9 3-pointers in a game:** Jodie Meeks (10) at Tennessee, 1/13/09  
**Made 10 3-pointers in a game:** Jodie Meeks (10) at Tennessee, 1/13/09  
**Made 11 3-pointers in a game:** Never  
**Two players made at least 5 3-pointers in a game:** Davion

Mintz (6), Brandon Boston Jr. (6) vs. SOUTH CAROLINA, 3/6/21  
**Two players made at least 6 3-pointers in a game:** Davion Mintz (6), Brandon Boston Jr. (6) vs. SOUTH CAROLINA, 3/6/21  
**Two players made at least 7 3-pointers in a game:** Never  
**Attempted 10 3-pointers in a game:** Jaxson Robinson (11), COLGATE, 12/11/24  
**Attempted 15 3-pointers in a game:** Antonio Reeves (17) vs. Kansas, 11/14/23  
**Attempted 16 3-pointers in a game:** Antonio Reeves (17) vs. Kansas, 11/14/23  
**Attempted 17 3-pointers in a game:** Antonio Reeves (17) vs. Kansas, 11/14/23  
**Attempted 18 3-pointers in a game:** Derrick Miller (19) at Kansas 12/9/89  
**Attempted 19 3-pointers in a game:** Derrick Miller (19) at Kansas 12/9/89  
**Attempted 20 3-pointers in a game:** Never  
**Made a 3-pointer in 10 straight games:** Koby Brea (11), 11/4/24-12/14/24  
**Made a 3-pointer in 15 straight games:** Antonio Reeves (19), 1/13/24-3/21/24  
**Made a 3-pointer in 20 straight games:** Antonio Reeves (24), 2/7/23-1/6/24  
**Made a 3-pointer in 30 straight games:** Jamal Murray (36), 11/13/15-3/19/16  
**Made two 3-pointers in 10 straight games:** Jamal Murray (17), 1/23/16-3/17/16  
**Made three 3-pointers in 10 straight games:** Gerald Fitch (20), 1/14/03-3/23/03  
**Made three 3-pointers in 15 straight games:** Gerald Fitch (20), 1/14/03-3/23/03  
**Made three 3-pointers in 20 straight games:** Gerald Fitch (20), 1/14/03-3/23/03  
**Made three 3-pointers in 25 straight games:** Keith Bogans (29), 3/14/02-2/26/03

### FREE THROWS

**Made 8 FT in a game:** Lamont Butler (8), WKU, 11/26/24  
**Made 9 FT in a game:** Antonio Reeves (9), vs. MISSISSIPPI STATE, 1/17/24  
**Made 10 FT in a game:** Antonio Reeves (11) at Arkansas, 3/4/23  
**Made 11 FT in a game:** Antonio Reeves (11) at Arkansas, 3/4/23  
**Made 12 FT in a game:** Oscar Tshiebwe (13) vs. GEORGIA, 1/17/23  
**Made 13 FT in a game:** Oscar Tshiebwe (13) vs. GEORGIA, 1/17/23  
**Made 14 FT in a game:** Olivier Sarr (14) vs. VANDERBILT, 1/5/21  
**Made 15 FT in a game:** Rodrick Rhodes (16) vs. Ole Miss, 1/18/95  
**Made 16 FT in a game:** Rodrick Rhodes (16) vs. Ole Miss, 1/18/95  
**Made 17 FT in a game:** Dwight Anderson (18) vs. MISSISSIPPI STATE, 2/12/79  
**Made 18 FT in a game:** Dwight Anderson (18) vs. MISSISSIPPI STATE, 2/12/79  
**Made 19 FT in a game:** Never  
**Attempted 10 FT in a game:** Lamont Butler (12), vs. LOUISVILLE, 12/14/24  
**Attempted 15 FT in a game:** Oscar Tshiebwe (15) vs. VANDERBILT, 3/1/23  
**Attempted 20 FT in a game:** PJ Washington (20) vs. Kansas State, 3/22/18  
**Attempted 25 FT in a game:** Never  
**Made 20 Straight FT:** Antonio Reeves (23), 1/14/23-2/7/23  
**Made 30 Straight FT:** Tyler Herro (38), 2/16/19-3/29/19

### REBOUNDS

**15 Rebs:** Ugonna Onyenso (16) vs. FLORIDA, 1/31/24  
**20 Rebs:** Oscar Tshiebwe (25) vs. Providence, 3/17/23  
**25 Rebs:** Oscar Tshiebwe (25) vs. Providence, 3/17/23  
**26 Rebs:** Oscar Tshiebwe (28) vs. WESTERN KENTUCKY, 12/22/21  
**27 Rebs:** Oscar Tshiebwe (28) vs. WESTERN KENTUCKY, 12/22/21  
**28 Rebs:** Oscar Tshiebwe (28) vs. WESTERN KENTUCKY, 12/22/21  
**30 Rebs:** Cotton Nash (30) vs. OLE MISS, 2/8/64  
**34 Rebs:** Bob Burrow (34) vs. TEMPLE, 12/10/55  
**35 Rebs:** Never  
**20+ Rebs in two consecutive games:** Oscar Tshiebwe (2), 12/22/21-12/29/21  
**10+ Rebs in three consecutive games:** Tre Mitchell (5), 12/21/23-1/13/24  
**10+ Rebs in four consecutive games:** Tre Mitchell (5), 12/21/23-1/13/24  
**10+ Rebs in five consecutive games:** Tre Mitchell (5), 12/21/23-1/13/24  
**10+ rebs in 10 consecutive games:** Oscar Tshiebwe (22),



# THE LAST TIME UK ...

1/4/22-11/15/22  
**10+ rebs in 15 consecutive games:** Oscar Tshiebwe (22), 1/4/22-11/15/22  
**10+ rebs in 20 consecutive games:** Oscar Tshiebwe (22), 1/4/22-11/15/22  
**10+ rebs in 25 consecutive games:** Never  
**Two players had 10 rebounds:** Andrew Carr (10), Amari Williams (10) WKU, 11/26/24  
**Three players had 10 rebounds:** Oscar Tshiebwe (15), Jacob Toppin (10), Ugonna Onyenso (10) vs. NORTH FLORIDA, 11/23/22

## ASSISTS

**6 assists:** Lamont Butler (6) LOUISVILLE, 12/14/24  
**7 assists:** Kerr Kriisa (7) JACKSON STATE, 11/22/24  
**8 assists:** Kerr Kriisa (12) BUCKNELL, 11/9/24  
**9 assists:** Kerr Kriisa (12) BUCKNELL, 11/9/24  
**10 assists:** Kerr Kriisa (12) BUCKNELL, 11/9/24  
**11 assists:** Kerr Kriisa (12) BUCKNELL, 11/9/24  
**12 assists:** Kerr Kriisa (12) BUCKNELL, 11/9/24  
**13 assists:** TyTy Washington Jr. (17) vs. GEORGIA, 1/8/22  
**14 assists:** TyTy Washington Jr. (17) vs. GEORGIA, 1/8/22  
**15 assists:** TyTy Washington Jr. (17) vs. GEORGIA, 1/8/22  
**16 assists:** TyTy Washington Jr. (17) vs. GEORGIA, 1/8/22  
**17 assists:** TyTy Washington Jr. (17) vs. GEORGIA, 1/8/22  
**18 assists:** Never  
**5+ assists in four consecutive games:** Reed Sheppard (5), 2/24/24-3/9/24  
**8+ assists in two consecutive games:** Rob Dillingham (2), 11/24/23-11/28/23

## BLOCKS

**4 blocks:** Amari Williams (4) WKU, 11/26/24  
**5 blocks:** Ugonna Onyenso (5) vs. Oakland, 3/21/24  
**6 blocks:** Ugonna Onyenso (10) vs. OLE MISS, 2/13/24  
**7 blocks:** Ugonna Onyenso (10) vs. OLE MISS, 2/13/24  
**8 blocks:** Ugonna Onyenso (10) vs. OLE MISS, 2/13/24  
**9 blocks:** Ugonna Onyenso (10) vs. OLE MISS, 2/13/24  
**10 blocks:** Ugonna Onyenso (10) vs. OLE MISS, 2/13/24  
**11 blocks:** Nerlens Noel (12) at Ole Miss, 1/29/13  
**12 blocks:** Nerlens Noel (12) at Ole Miss, 1/29/13  
**13 blocks:** Never

## STEALS

**4 steals:** Reed Sheppard (4) vs. ALABAMA, 2/24/24  
**5 steals:** Reed Sheppard (5) at LSU, 2/21/24  
**6 steals:** Cason Wallace (8) vs. Michigan State, 11/15/22  
**7 steals:** Cason Wallace (8) vs. Michigan State, 11/15/22  
**8 steals:** Cason Wallace (8) vs. Michigan State, 11/15/22  
**9 steals:** Never  
**3+ steals in five consecutive games:** Ashton Hagans (7), 12/22/18 - 1/19/19  
**3+ steals in 10 consecutive games:** Never  
**5+ steals in 3 consecutive games:** Reed Sheppard (3), 2/13/24-2/21/24

## MINUTES

**Played every minute:** Reed Sheppard (45) vs. FLORIDA, 1/31/24  
**Played 40+ minutes:** Reed Sheppard (45) vs. FLORIDA, 1/31/24  
**Played more than 50 minutes:** Patrick Patterson (50) vs. VANDERBILT, 1/12/08

## FOULS

**Fouled out:** Tre Mitchell vs. Oakland, 3/21/24  
**Two players fouled out:** Antonio Reeves, Tre Mitchell vs. Texas A&M, 3/15/24  
**Three players fouled out:** Terrence Clarke, Isaiah Jackson, Olivier Sarr, Lance Ware vs. North Carolina, 12/19/20  
**Four players fouled out:** Terrence Clarke, Isaiah Jackson, Olivier Sarr, Lance Ware vs. North Carolina, 12/19/20  
**Technical foul:** Brandon Garrison vs. Gonzaga, 12/7/24

## TEAM

### WINS/LOSSES

**Won 10 straight games:** 10, 1/8/19-2/9/19  
**Won 20 straight games:** 38, 11/14/14-3/28/15  
**Won 30 straight games:** 38, 11/14/14-3/28/15  
**Won 40 straight games:** Never  
**Lost consecutive games:** 2, 3/15/24-3/21/24  
**Lost three straight games:** 4, 1/26/21-2/9/21  
**Lost four straight games:** 4, 1/26/21-2/9/21  
**Lost five straight games:** 6, 11/29/20-12/26/20  
**Lost six straight games:** 6, 11/29/20-12/26/20  
**Lost 10 straight games:** Never

## STARTS

**Started four freshmen:** Devin Askew, Brandon Boston Jr., Terrence Clarke, Isaiah Jackson vs. Georgia Tech, 12/6/20  
**Started five freshmen:** Hamidou Diallo, Shai Gilgeous-Alexander, Kevin Knox, Nick Richards, PJ Washington vs. Kansas State, 3/22/17

## SCORING

**Scored 90 or more points:** 93, vs. LOUISVILLE, 12/14/24 (W, 93-85)  
**Scored 90 or more points (SEC game):** 93, VANDERBILT, 3/6/24 (W, 93-77)  
**Scored 100 or more points:** 105, GEORGIA STATE, 11/29/24 (W, 105-76)  
**Scored 100 or more points (SEC game):** 111, ARKANSAS, 3/2/24 (W, 111-102)  
**Scored 110 or more points:** 111, ARKANSAS, 3/2/24 (W, 111-102)  
**Scored 110 or more points (SEC game):** 111, ARKANSAS, 3/2/24 (W, 111-102)  
**Scored 120 or more points:** 120 at Vanderbilt, 2/7/96 (W, 120-81)  
**Scored 120 or more points (SEC game):** 120 at Vanderbilt, 2/7/96 (W, 120-81)  
**Scored 130 or more points:** 143 vs. Georgia, 2/27/56 (W, 143-66)  
**Scored 140 or more points:** 143 vs. Georgia, 2/27/56 (W, 143-66)  
**Scored 150 or more points:** Never  
**Scored less than 50 points:** 48 vs. Vanderbilt, 3/15/13 (L, 64-48)  
**Scored 100 points in two consecutive games:** vs. WRIGHT STATE (11/4/24), vs. BUCKNELL (11/9/24)  
**Scored 100 Points in three consecutive games:** vs. CLEVELAND STATE (11/23/16), vs. UT MARTIN (11/25/16), vs. Arizona State (11/28/16)  
**Scored 100 points in consecutive SEC games:** 2/27/56 - 3/3/56

## SHOOTING PERCENTAGES

**Shot 70% from the field:** .722 (39-54) vs. MISSISSIPPI STATE, 2/15/86  
**Shot 65% from the field:** .679 (38-56) vs. TENNESSEE, 1/15/22  
**Shot 30% or less from the field:** .288 (21-73) at Alabama (1/7/23)  
**Allowed 50% shooting:** .531 (34-64) ARKANSAS, 3/2/24  
**Allowed 60% shooting:** .627 (32-51) ARKANSAS, 2/7/23  
**Allowed 30% or less shooting:** .281 (18-64) at Alabama, 2/5/22  
**Allowed 20% or less shooting:** .197 (12-61) vs. MONTANA STATE, 11/23/14

## FREE THROWS

**Shot 90% or better from FT line:** .900 (9-10) JACKSON STATE, 11/24/24  
**Shot 100% from FT Line:** 1.000 (12-12) at LSU, 2/21/24  
**Shot 50% or less from FT line:** .500 (5-10) vs. Penn, 12/9/23  
**Attempted 40 FT:** 42 (29-42) WKU, 11/26/24  
**Attempted five or less FT:** 2 (1-2) at Vanderbilt, 1/24/23  
**Made 30 FT:** 34 (34-42) vs. ARKANSAS, 3/2/24

## 3-POINTERS

**Hit 0 3-pointers:** 0 (0-10) vs. RICHMOND, 11/29/20  
**Hit 10 3-pointers:** 11 (11-21) vs. LOUISVILLE, 12/14/24  
**Hit 11 3-pointers:** 11 (11-21) vs. LOUISVILLE, 12/14/24  
**Hit 12 3-pointers:** 17 (17-39) vs. JACKSON STATE, 11/22/24  
**Hit 13 3-pointers:** 17 (17-39) vs. JACKSON STATE, 11/22/24  
**Hit 14 3-pointers:** 17 (17-39) vs. JACKSON STATE, 11/22/24  
**Hit 15 3-pointers:** 17 (17-39) vs. JACKSON STATE, 11/22/24  
**Hit 16 3-pointers:** 17 (17-39) vs. JACKSON STATE, 11/22/24  
**Hit 17 3-pointers:** 17 (17-39) vs. JACKSON STATE, 11/22/24  
**Hit 18 3-pointers:** 20 (20-35) vs. LSU, 3/4/95  
**Hit 19 3-pointers:** 20 (20-35) vs. LSU, 3/4/95  
**Hit 20 3-pointers:** 20 (20-35) vs. LSU, 3/4/95  
**Hit 21 3-pointers:** 21 (21-48) vs. North Carolina, 12/27/89  
**Hit 22 3-pointers:** Never

## SCORING MARGINS

**Won game by 50 points or more:** 58 vs. MONTANA STATE (W, 86-28), 11/23/14  
**Won game by 60 points or more:** 62 vs. VANDERBILT (W, 106-44), 3/5/03  
**Won game by 70 points or more:** 74 vs. UT MARTIN (W, 124-50), 11/26/94  
**Lost game by 20 points or more:** 26 at ALABAMA (L, 78-52), 1/7/23  
**Lost game by 30 points or more:** 34 vs. Duke (L, 118-84), 11/6/18  
**Lost game by 40 points or more:** 41 at Vanderbilt (L, 93-52), 2/12/08  
**Lost game by 50 points or more:** 55 at Kansas (L, 150-95), 12/9/89

**Lost game by 60 points or more:** 70 at Central (L, 87-17), 1/28/1910  
**Lost game by 70 points or more:** 70 at Central (L, 87-17), 1/28/1910  
**Game decided by one point:** vs. Gonzaga, (W, 90-89 - OT), 12/7/24  
**Game decided by two or fewer points:** vs. Gonzaga, (W, 90-89 - OT), 12/7/24  
**Game decided by three or fewer points:** vs. Gonzaga, (W, 90-89 - OT), 12/7/24  
**Two consecutive games decided by one point:** vs. NORTH CAROLINA (W, 73-72), 12/3/11; at Indiana (L, 73-72), 12/10/11  
**Three consecutive games decided by one point:** Never  
**Two consecutive games decided by two or fewer points:** Arkansas (L, 81-80), 2/9/21; Auburn (W, 82-80), 2/13/21  
**Three consecutive games decided by three or fewer points:** at Auburn (L, 99-97 OT), 2/11/74, vs. TENNESSEE (W, 61-58), 2/16/74 and at Ole Miss (L, 61-60), 2/18/74

## COMEBACKS

**Came back from 10-point deficit for win:** 90-89 (OT) vs. Gonzaga (12/7/24); Trailed by 18 at 52-34 (19:19 in 2nd)  
**Came back from 11-point deficit for win:** 90-89 (OT) vs. Gonzaga (12/7/24); Trailed by 18 at 52-34 (19:19 in 2nd)  
**Came back from 12-point deficit for win:** 90-89 (OT) vs. Gonzaga (12/7/24); Trailed by 18 at 52-34 (19:19 in 2nd)  
**Came back from 13-point deficit for win:** 90-89 (OT) vs. Gonzaga (12/7/24); Trailed by 18 at 52-34 (19:19 in 2nd)  
**Came back from 14-point deficit for win:** 90-89 (OT) vs. Gonzaga (12/7/24); Trailed by 18 at 52-34 (19:19 in 2nd)  
**Came back from 15-point deficit for win:** 90-89 (OT) vs. Gonzaga (12/7/24); Trailed by 18 at 52-34 (19:19 in 2nd)  
**Came back from 16-point deficit for win:** 90-89 (OT) vs. Gonzaga (12/7/24); Trailed by 18 at 52-34 (19:19 in 2nd)  
**Came back from 17-point deficit for win:** 90-89 (OT) vs. Gonzaga (12/7/24); Trailed by 18 at 52-34 (19:19 in 2nd)  
**Came back from 18-point deficit for win:** 90-89 (OT) vs. Gonzaga (12/7/24); Trailed by 18 at 52-34 (19:19 in 2nd)  
**Came back from 19-point deficit for win:** 73-67 vs. Vanderbilt (2/28/17); Trailed by 19 at 25-6 (8:03 in 1st)  
**Came back from 20-point deficit for win:** 82-79 at Vanderbilt (2/22/97); Trailed by 22 at 40-18 (3:51 in 1st)  
**Came back from 30-point deficit for win:** 99-95 at LSU (2/15/94); Trailed by 31 at 68-37 (15:34 in 2nd)  
**Came back from 31-point deficit for win:** 99-95 at LSU (2/15/94); Trailed by 31 at 68-37 (15:34 in 2nd)

## REBOUNDS

**Pulled down 50 rebounds:** 54 (16-38) WKU, 11/26/24  
**Pulled down 55 rebounds:** 57 (22-35) BUCKNELL, 11/9/24  
**Pulled down 60 rebounds:** 62 (19-43) vs. Morehead State, 12/16/95

## OVERTIME GAMES

**Played an overtime game:** vs. Gonzaga, 12/7/24 (W, 90-89 OT)  
**Won an overtime game:** vs. Gonzaga, 12/7/24 (W, 90-89 OT)  
**Lost an overtime game:** vs. FLORIDA, 1/31/24 (L, 94-91 OT)  
**Played an SEC overtime game:** vs. FLORIDA, 1/31/24 (L, 94-91 OT)  
**Won an SEC overtime game:** MISSISSIPPI STATE, 1/25/22 (W, 82-74 OT)  
**Lost an SEC overtime game:** vs. FLORIDA, 1/31/24 (L, 94-91 OT)  
**Played an overtime game in SEC Tournament:** vs. Texas A&M, 3/13/16 (W, 82-77 OT)  
**Won an overtime game in SEC Tournament:** vs. Texas A&M, 3/13/16 (W, 82-77 OT)  
**Played an overtime game in NCAA Tournament:** vs. Saint Peter's, 3/17/22 (L, 85-79 OT)  
**Won an overtime game in NCAA Tournament:** vs. St. Bonaventure, 3/16/00 (W, 85-80 2OT)  
**Lost an overtime game in NCAA Tournament:** vs. Saint Peter's, 3/17/22 (L, 85-79 OT)  
**Played two overtimes:** vs. Michigan State, 11/15/22 (L, 86-77 2OT)  
**Played three overtimes:** vs. TEMPLE 12/7/57 (W, 85-83)  
**Played four or more overtimes:** Never  
**Played two consecutive overtime games:** 1/6/15 vs. OLE MISS (W, 89-86) and 1/10/15 at Texas A&M (70-64)  
**Played three consecutive overtime games:** Never



# THE LAST TIME A UK OPPONENT ...

## INDIVIDUALS

### SCORING

**Scored 25 points:** Chucky Hepburn (26), vs. LOUISVILLE, 12/14/24  
**Scored 30 points:** Jack Gohlke (32), vs. Oakland, 3/21/24  
**Scored 35 Points:** Dalton Knecht (40), at Tennessee, 3/9/24  
**Scored 40 points:** Dalton Knecht (40), at Tennessee, 3/9/24  
**Scored 45 points:** David Robinson (45), Navy, 1/25/87  
**Scored 50 points:** Austin Carr (50), Notre Dame, 12/29/79  
**Scored 60 points:** Pete Maravich (64), LSU, 2/21/70  
**Scored 65 points:** Never  
**Two players had 20 points:** Chucky Hepburn (26), Terrence Edwards Jr. (23), vs. LOUISVILLE, 12/14/24  
**Three players had 20 points:** Walter Clayton Jr. (23), Tyrese Samuel (22), Zyon Pullin (21) vs. FLORIDA, 1/31/24  
**Two players had 30 points:** Ronnie Henderson (36) and Claren Ceasar (32), LSU, 2/15/94  
**Five players scored in double figures:** LOUISVILLE, 12/14/24  
**Six players scored in double figures:** ALABAMA, 2/24/24

### FIELD GOALS

**Made 15 FG in a game:** David Robinson (17), NAVY, 1/25/87  
**Made 16 FG in a game:** David Robinson (17), NAVY, 1/25/87  
**Made 17 FG in a game:** David Robinson (17), NAVY, 1/25/87  
**Made 18 FG in a game:** Steve Downing (19), Indiana, 12/11/71  
**Made 19 FG in a game:** Steve Downing (19), Indiana, 12/11/71  
**Made 20 FG in a game:** Johnny Neumann (20), Ole Miss, 1/2/71  
**Made 21 FG in a game:** Austin Carr (21), Notre Dame, 12/29/70  
**Made 22 FG in a game:** Austin Carr (22), Notre Dame, 3/12/70  
**Made 23 FG in a game:** Pete Maravich (23), LSU, 2/21/70  
**Made 24 FG in a game:** Never  
**Attempted 17 FG in a game:** Chucky Hepburn (18) vs. LOUISVILLE, 12/14/24  
**Attempted 18 FG in a game:** Chucky Hepburn (18) vs. LOUISVILLE, 12/14/24  
**Attempted 19 FG in a game:** Ian Schieffelin (20) at Clemson, 12/3/24  
**Attempted 20 FG in a game:** Ian Schieffelin (20) at Clemson, 12/3/24  
**Attempted 25 FG in a game:** Dalton Knecht (29), at Tennessee (3/9/24)  
**Attempted 30 FG in a game:** Freeman Williams (40), Portland State, 12/16/17  
**Attempted 35 FG in a game:** Freeman Williams (40), PORTLAND STATE, 12/16/77  
**Attempted 40 FG in a game:** Freeman Williams (40), PORTLAND STATE, 12/16/77  
**Attempted 45 FG in a game:** Johnny Neumann (50), Ole Miss, 1/2/71  
**Attempted 50 FG in a game:** Johnny Neumann (50), Ole Miss, 1/2/71  
**Attempted 53 FG in a game:** Pete Maravich (53), LSU, 2/22/69  
**Attempted 54 FG in a game:** Never

### 3-POINTERS

**Made 5 3-pointers in a game:** Jack Gohlke (10), vs. Oakland, 3/21/24  
**Made 6 3-pointers in a game:** Jack Gohlke (10), vs. Oakland, 3/21/24  
**Made 7 3-pointers in a game:** Jack Gohlke (10), vs. Oakland, 3/21/24  
**Made 8 3-pointers in a game:** Jack Gohlke (10), vs. Oakland, 3/21/24  
**Made 9 3-pointers in a game:** Jack Gohlke (10), vs. Oakland, 3/21/24  
**Made 10 3-pointers in a game:** Jack Gohlke (10), vs. Oakland, 3/21/24  
**Made 11 3-pointers in a game:** Corey Allmond (11), Sam Houston State, 11/19/2009  
**Made 12 3-pointers in a game:** Never  
**Attempted 10 3-pointers in a game:** Chucky Hepburn (11), vs. LOUISVILLE, 12/14/24  
**Attempted 15 3-pointers in a game:** Jack Gohlke (20), vs. Oakland, 3/21/24  
**Attempted 20 3-pointers in a game:** Jack Gohlke (20), vs. Oakland, 3/21/24

### FREE THROWS

**Made 10 FT in a game:** Khalif Battle (17), ARKANSAS, 3/2/24  
**Made 11 FT in a game:** Khalif Battle (17), ARKANSAS, 3/2/24  
**Made 12 FT in a game:** Khalif Battle (17), ARKANSAS, 3/2/24  
**Made 13 FT in a game:** Khalif Battle (17), ARKANSAS, 3/2/24  
**Made 14 FT in a game:** Khalif Battle (17), ARKANSAS, 3/2/24  
**Made 15 FT in a game:** Khalif Battle (17), ARKANSAS, 3/2/24  
**Made 16 FT in a game:** Khalif Battle (17), ARKANSAS, 3/2/24

**Made 17 FT in a game:** Khalif Battle (17), ARKANSAS, 3/2/24  
**Made 18 FT in a game:** Pete Maravich (18), LSU, 2/21/70  
**Made 19 FT in a game:** Never  
**Attempted 15 FT in a game:** Khalif Battle (18), ARKANSAS, 3/2/24  
**Attempted 20 FT in a game:** Harding McCaleb (25), Louisville, 2/22/1916  
**Attempted 25 FT in a game:** Harding McCaleb (25), Louisville, 2/22/1916  
**Attempted 26 FT in a game:** Never

### REBOUNDS

**15 Rebs:** Ian Schieffelin (20) at Clemson, 12/3/24  
**16 Rebs:** Ian Schieffelin (20) at Clemson, 12/3/24  
**17 Rebs:** Ian Schieffelin (20) at Clemson, 12/3/24  
**18 Rebs:** Ian Schieffelin (20) at Clemson, 12/3/24  
**19 Rebs:** Ian Schieffelin (20) at Clemson, 12/3/24  
**20 Rebs:** Ian Schieffelin (20) at Clemson, 12/3/24  
**25 Rebs:** Leon Douglas (25), ALABAMA, 1/20/75  
**30 Rebs:** Kenneth Stanley (30), SOUTHERN CAL, 12/4/61  
**31 Rebs:** Never  
**Two players had 10 rebounds:** Hunter Dickinson (21) and Kevin McCullar Jr. (10), vs. Kansas, 11/14/23  
**Three players had 10 rebounds:** Craig Victor II (12), Tim Quarterman (10), Ben Simmons (10), LSU, 1/5/16

### ASSISTS

**10 assists:** Ryan Nembhard (10), vs. Gonzaga, 12/7/24  
**11 assists:** Zakai Zeigler (13), vs. TENNESSEE, 2/3/24  
**12 assists:** Zakai Zeigler (13), vs. TENNESSEE, 2/3/24  
**13 assists:** Zakai Zeigler (13), vs. TENNESSEE, 2/3/24  
**14 assists:** Billy McCaffrey (14), Vanderbilt, 1/13/93  
**15 assists:** Eric Richardson (15), Alabama, 2/4/84  
**16 assists:** Never

### BLOCKS

**5 blocks:** Jonas Aidoo (5), at Tennessee, 3/9/24  
**6 blocks:** Jamarion Sharp (7), WESTERN KENTUCKY, 12/22/21  
**7 blocks:** Jamarion Sharp (7), WESTERN KENTUCKY, 12/22/21  
**8 blocks:** Jarvis Varnado (10), Mississippi State, 1/15/08  
**9 blocks:** Jarvis Varnado (10), Mississippi State, 1/15/08  
**10 blocks:** Jarvis Varnado (10), Mississippi State, 1/15/08  
**11 blocks:** Samaki Walker (11), Louisville, 1/1/95  
**12 blocks:** Never

### STEALS

**5 steals:** Andersson Garcia (5), at Texas A&M, 1/13/24  
**6 steals:** Mark Sears (6), at Alabama, 1/7/23  
**7 steals:** Ben Simmons (7), LSU, 3/5/16  
**8 steals:** Never

### TRIPLE-DOUBLE

**Had a triple-double:** Kevin McCullar Jr. 12 points, 10 rebounds, 10 assists, vs. Kansas, 11/14/23

## TEAM

### SCORING

**Scored 90 or more points:** 97, vs. Texas A&M, 3/15/24 (L, 97-87)  
**Scored 90 or more points (SEC game):** 102, vs. ARKANSAS, 3/2/24 (W, 111-102)  
**Scored 100 or more points:** 102, vs. ARKANSAS, 3/2/24 (W, 111-102)  
**Scored 100 or more points (SEC game):** 102, vs. ARKANSAS, 3/2/24 (W, 111-102)  
**Scored 110 or more points:** 118, Duke, 11/6/18 (L, 118-84)  
**Scored 110 or more points (SEC game):** 110, Vanderbilt, 3/4/67 (L, 110-94)  
**Scored 120 or more points:** 121, North Carolina, 12/27/89 (L, 121-110)  
**Scored 120 or more points (SEC game):** Never  
**Scored 130 or more points:** 150, Kansas, 12/9/89 (L, 150-95)  
**Scored 140 or more points:** 150, Kansas, 12/9/89 (L, 150-95)  
**Scored 150 or more points:** 150, Kansas, 12/9/89 (L, 150-95)  
**Scored 160 or more points:** Never  
**Scored less than 50 points:** 46, NEW MEXICO STATE, 11/6/23 (W, 86-46)  
**Scored less than 50 points (SEC game):** 48, SOUTH CAROLINA, 2/5/19 (W, 76-48)  
**Scored less than 40 points:** 39, West Virginia, 3/26/15 (W, 78-39)  
**Scored less than 40 points (SEC game):** 37, MISSOURI, 1/13/15 (W, 86-37)  
**Scored less than 30 points:** 28, MONTANA STATE, 11/23/14 (W, 86-28)

**Scored less than 30 points (SEC game):** 26, GEORGIA TECH, 1/28/46 (W, 86-37)  
**Scored less than 20 points:** 18, WESTERN ONTARIO, 12/10/49 (W, 90-21)  
**Scored less than 20 points (SEC game):** 18, ALABAMA, 2/10/40 (W, 46-18)  
**Scored less than 10 points:** 9, Tulane, 12/21/34 (W, 39-9)  
**Scored less than 10 points (SEC game):** Never

### SHOOTING PERCENTAGES

**Shot 70% from the field:** Never  
**Shot 60% from the field:** .627 (32-51), ARKANSAS, 2/7/23  
**Shot 50% from the field:** .531 (34-64), ARKANSAS, 3/2/24  
**Shot 30% or less from the field:** .281 (18-64) at Alabama, 2/5/22  
**Shot 20% or less from the field:** .197 (12-61), MONTANA STATE, 11/23/14  
**Shot 10% or less from the field:** Never (shooting percentages not recorded prior to 1947)

### 3-Pointers

**Made 10 or more 3-pointers:** 14 (14-39), LOUISVILLE, 12/14/24  
**Made 15 or more 3-pointers:** 15 (15-21), vs. Oakland, 3/21/24  
**Made 20 or more 3-pointers:** Never  
**Made zero 3-pointers:** 0 (0-15), Auburn, 1/19/13  
**Attempted 30 or more 3-pointers:** 39 (14-39), LOUISVILLE, 12/14/24

### FREE THROWS

**Shot 90% or better from FT line:** 91.7 (11-12), LIPSCOMB, 11/19/24  
**Shot 100% from FT Line:** 16-16, TEXAS A&M, 1/21/23  
**Shot 50% or less from FT line:** .500 (9-18), JACKSON STATE, 11/22/24  
**Attempted 40 FT:** 44 (33-44), Auburn, 2/1/20  
**Attempted five or less FT:** 3 (2-3), COLGATE, 12/11/24  
**Made 30 FT:** 33 (33-44), Auburn, 2/1/20

### REBOUNDS

**Pulled down 50 rebounds:** 50 (17-33), vs. FLORIDA, 1/31/24  
**Pulled down 20 offensive rebounds:** 25, at Texas A&M, 1/13/24





# HISTORICAL FACTS & FIGURES

## SEC Championships

Team	Titles	Last Title
KENTUCKY	49	2020
LSU	11	2019
Tennessee	11	2024
Alabama	9	2023
Florida	7	2014
Mississippi State	6	2004
Auburn	4	2022
Vanderbilt	3	1993
Arkansas	2	1994
Georgia	1	1990
Georgia Tech*	1	1938
South Carolina	1	1997
Texas A&M	1	2016

\* Former SEC Member

Kentucky SEC Regular-Season Titles (49): 1933, 1935, 1937, 1939, 1940, 1942, 1944, 1945, 1946, 1947, 1948, 1949, 1950, 1951, 1952, 1954, 1955, 1957, 1958, 1962, 1964, 1966, 1968, 1969, 1970, 1971, 1972, 1973, 1975, 1977, 1978, 1980, 1982, 1983, 1984, 1986, 1988, 1989, 1991, 1992, 1993, 1994, 1995, 1996, 1998, 1999, 2000, 2001, 2003, 2005, 2010, 2012, 2015, 2016, 2017, 2020

## SEC Tournament Championships

Team	Titles	Last Title
KENTUCKY	31	2018
Alabama	8	2023
Tennessee	5	2022
Florida	4	2014
Auburn	3	2024
Mississippi State	3	2009
Georgia	2	2008
Ole Miss	2	2013
Vanderbilt	2	2012
Arkansas	1	2000
Georgia Tech*	1	1938
LSU	1	1980

\* Former SEC Member

Kentucky SEC Tournament Titles: 1933, 1937, 1939, 1940, 1942, 1944, 1945, 1946, 1947, 1948, 1949, 1950, 1952, 1984, 1986, 1992, 1993, 1994, 1995, 1997, 1998, 1999, 2001, 2003, 2004, 2010, 2011, 2015, 2016, 2017, 2018

SEC Tournament Record: 135-30

## NCAA TOURNAMENT

NCAA Tournament Record: 130-55

NCAA Tournament Appearances (61)

1942, 1945, 1948, 1949, 1951, 1952, 1955, 1956, 1957, 1958, 1959, 1961, 1962, 1964, 1966, 1968, 1969, 1970, 1971, 1972, 1973, 1975, 1977, 1978, 1980, 1981, 1982, 1983, 1984, 1985, 1986, 1987, 1992, 1993, 1994, 1995, 1996, 1997, 1998, 1999, 2000, 2001, 2002, 2003, 2004, 2005, 2006, 2007, 2008, 2010, 2011, 2012, 2014, 2015, 2016, 2017, 2018, 2019, 2022, 2023, 2024

NCAA Championships (8)

1948, 1949, 1951, 1958, 1978, 1996, 1998, 2012

NCAA Championship Game Appearances (12)

1948, 1949, 1951, 1958, 1966, 1975, 1978, 1996, 1997, 1998, 2012, 2014

NCAA Final Fours (17)

1942, 1948, 1949, 1951, 1958, 1966, 1975, 1978, 1984, 1993, 1996, 1997, 1998, 2011, 2012, 2014, 2015

NCAA Regional Final or Elite Eights (38)

1942, 1945, 1948, 1949, 1951, 1952, 1956, 1957, 1958, 1961, 1962, 1966, 1968, 1970, 1972, 1973, 1975, 1977, 1978, 1983, 1984, 1986, 1992, 1993, 1995, 1996, 1997, 1998, 1999, 2003, 2005, 2010, 2011, 2012, 2014, 2015, 2017, 2019

NCAA Regional Semifinals or Sweet 16s (48)

1942, 1945, 1948, 1949, 1951, 1952, 1955, 1956, 1957, 1958, 1959, 1961, 1962, 1964, 1966, 1968, 1969, 1970, 1971, 1972, 1973, 1975, 1977, 1978, 1980, 1983, 1984, 1985, 1986, 1992, 1993, 1995, 1996, 1997, 1998, 1999, 2001, 2002, 2003, 2005, 2010, 2011, 2012, 2014, 2015, 2017, 2018, 2019

Helms National Titles (2)

1933, 1954

## National Award Winners

National Players of the Year (6)

1933 - Forest Sale (Helms)  
1935 - Leroy Edwards (Helms)  
1978 - Jack Givens (Helms)  
2010 - John Wall (Adolph Rupp Trophy, Yahoo!, Rivals)  
2012 - Anthony Davis (Adolph Rupp Trophy, AP, CBS, Basketball Times, Naismith, TSN, USBWA, Wooden)  
2022 - Oscar Tshiebwe (AP, NABC, USBWA, Wooden, Naismith, CBS, TSN, USA Today, The Athletic)

National Coaches of the Year (6, 12 times)

1959 - Adolph Rupp (UPI)  
1966 - Adolph Rupp (UPI, USBWA, TSN)  
1970 - Adolph Rupp (TSN)  
1978 - Joe B. Hall (Kellogg's)  
1986 - Eddie Sutton (AP, NABC)  
1990 - Rick Pitino (Basketball Times)  
1991 - Rick Pitino (Sporting News)  
1998 - Tubby Smith (Basketball Weekly)  
2003 - Tubby Smith (AP, NABA, USBWA, Naismith, Sporting News, CBS/Chevrolet, Basketball Times)  
2005 - Tubby Smith (Jim Phelan Award)  
2010 - John Calipari (Adolph Rupp Cup)  
2015 - John Calipari (AP, Naismith, NABC, Sporting News, Adolph Rupp Cup)

National Freshman of the Year (3)

2010 - John Wall (USBWA)  
2012 - Anthony Davis (USBWA, TSN, CBS)  
2024 - Reed Sheppard (USBWA, NABC)

National Defensive Player of the Year (2)

2012 - Anthony Davis (NABC)  
2015 - Willie Cauley-Stein (NABC, NBC)

Naismith Hall of Fame (11)

Adolph Rupp (1969), Cliff Hagan (1978), Frank Ramsey (1982), Dan Issel (1993), C.M. Newton (2000), Pat Riley (2008), Adrien Smith (2010), Rick Pitino (2013), John Calipari (2015), Eddie Sutton (2020)

Consensus First-Team All Americans (22, 27 times)

Basil Hayden (1921), Burgess Casey (1925), Forest Sale (1932, 1933), LeRoy Edwards (1935), Bob Branum (1944), Ralph Beard (1947, 1948, 1949), Alex Groza (1947, 1949), Bill Spivey (1951), Cliff Hagan (1952, 1954), Johnny Cox (1959), Cotton Nash (1964), Dan Issel (1970), Kyle Macy (1980), Kenny Walker (1986), Jamal Mashburn (1993), Tony Delk (1996), Ron Mercer (1997), John Wall (2010), Anthony Davis (2012), Willie Cauley-Stein (2015), Tyler Ulis (2016), Oscar Tshiebwe (2022)

Final Four MOPs (6, 7 times)

Alex Gorza (1948, 1949), Bill Spivey (1951), Jack Givens (1978), Tony Delk (1996), Jeff Sheppard (1998), Anthony Davis (2012)

## SEC Award Winners

SEC Players of the Year (16, 18 times)

1966 - Pat Riley (AP)  
1972 - Tom Parker (AP)  
1973 - Kevin Grevey (AP)  
1975 - Kevin Grevey (AP)  
1980 - Kyle Macy (AP, UPI)  
1985 - Kenny Walker (AP, UPI)  
1986 - Kenny Walker (AP, UPI)  
1993 - Jamal Mashburn (Coaches, AP)  
1996 - Tony Delk (Coaches, AP)  
1997 - Ron Mercer (Coaches, AP)  
2001 - Tayshaun Prince (Coaches, AP)  
2003 - Keith Bogans (Coaches)  
2010 - John Wall (Coaches, AP)  
2012 - Anthony Davis (Coaches, AP)  
2016 - Tyler Ulis (Coaches, AP)  
2017 - Malik Monk (AP)  
2020 - Immanuel Quickley (Coaches)  
2022 - Oscar Tshiebwe (Coaches, AP)

SEC Freshman of the Year (13)

2008 - Patrick Patterson (Coaches)  
2010 - DeMarcus Cousins (Coaches)  
2010 - John Wall (AP)  
2011 - Terrence Jones (Coaches, AP)  
2012 - Anthony Davis (Coaches, AP)  
2013 - Nerlens Noel (Coaches, AP)  
2014 - Julius Randle (Coaches, AP)  
2015 - Karl-Anthony Towns (Coaches, AP)  
2017 - Malik Monk (Coaches, AP)  
2018 - Kevin Knox (AP)  
2019 - Tyler Herro (AP)  
2019 - Keldon Johnson (Coaches)  
2024 - Reed Sheppard (Coaches)

SEC Coach of the Year (7, 23 times)

1964 - Adolph Rupp (AP, Coaches)  
1966 - Adolph Rupp (AP, Coaches)  
1968 - Adolph Rupp (AP, UPI, Coaches)  
1969 - Adolph Rupp (UPI, Coaches)  
1970 - Adolph Rupp (AP, UPI, Coaches)  
1971 - Adolph Rupp (AP, UPI, Coaches)  
1972 - Adolph Rupp (Coaches)  
1973 - Joe B. Hall (Coaches)

1975 - Joe B. Hall (AP, Coaches)

1978 - Joe B. Hall (Coaches)

1983 - Joe. B. Hall (Coaches)

1986 - Eddie Sutton (AP, UPI)

1990 - Rick Pitino (UPI)

1991 - Rick Pitino (AP)

1996 - Rick Pitino (AP, Coaches)

1998 - Tubby Smith (AP)

2003 - Tubby Smith (AP, Coaches)

2005 - Tubby Smith (AP, Coaches)

2008 - Billy Gillispie (Coaches)

2010 - John Calipari (AP)

2012 - John Calipari (AP, Coaches)

2015 - John Calipari (AP, Coaches)

2020 - John Calipari (Coaches)

First Team All-SEC (68 players, 95 times)

Most Recent - Antonio Reeves, 2024

SEC All-Freshman Team (48)

Most Recent - Rob Dillingham, Reed Sheppard, D.J. Wagner, 2024

SEC Tournament MVPs (17 players, 18 times)

1979 - Kyle Macy

1982 - Dirk Minniefield

1988 - Rex Champman

1992 - Jamal Mashburn

1993 - Travis Ford

1994 - Travis Ford

1995 - Antoine Walker

1997 - Ron Mercer

1998 - Wayne Turner

1999 - Scott Padgett

2001 - Tayshaun Prince

2003 - Keith Bogans

2004 - Gerald Fitch

2010 - John Wall

2011 - Darius Miller

2015 - Willie Cauley-Stein

2017 - De'Aaron Fox

2018 - Shai Gilgeous-Alexander



# RUPP ARENA AT CENTRAL BANK CENTER

## Year-by-Year Records

Season	W-L	Percentage
2024-25	8-0	1.000
2023-24	14-4	.778
2022-23	14-4	.778
2021-22	18-0	1.000
2020-21	5-6	.455
2019-20	16-2	.889
2018-19	17-1	.944
2017-18	16-2	.889
2016-17	15-2	.882
2015-16	17-0	1.000
2014-15	19-0	1.000
2013-14	16-2	.889
2012-13	16-2	.889
2011-12	18-0	1.000
2010-11	15-0	1.000
2009-10	18-0	1.000
2008-09	12-6	.667
2007-08	14-4	.778
2006-07	14-2	.875
2005-06	10-5	.667
2004-05	14-1	.933
2003-04	11-2	.846
2002-03	12-1	.923
2001-02	12-3	.800
2000-01	11-1	.917
1999-2000	14-0	1.000
1998-99	12-1	.923
1997-98	9-3	.750
1996-97	12-1	.923
1995-96	13-0	1.000
1994-95	12-1	.923
1993-94	13-1	.929
1992-93	16-0	1.000
1991-92	15-2	.882
1990-91	13-0	1.000
1989-90	13-2	.867
1988-89	8-6	.571
1987-88	14-2	.875
1986-87	13-2	.867
1985-86	18-0	1.000
1984-85	11-3	.786
1983-84	16-0	1.000
1982-83	14-1	.933
1981-82	15-1	.938
1980-81	15-0	1.000
1979-80	12-3	.800
1978-79	11-4	.733
1977-78	16-0	1.000
1976-77	12-2	.857
<b>Total</b>	<b>669-85</b>	<b>.887</b>

## Cats Rock at Rupp

The Wildcats are 669-85 (88.7%) in Rupp Arena. Among the most notable marks of dominance as the nation's toughest venue to play include:

- Kentucky is 359-51 (87.6%) in regular-season SEC games in Rupp
- The Wildcats set a program home record of 19 wins in 2014-15
- Kentucky has a perfect mark in 14 of Rupp Arena's 49 seasons

## 600 Wins at Rupp in Record Time

With a victory over Fairleigh Dickinson on Dec. 7, 2019, Kentucky reached the 600-win mark at Rupp Arena faster than any other program in NCAA Division I level history. UK needed just 670 games to reach win No. 600 in Rupp Arena.

It took UCLA, which previously owned the fastest pace to 600 wins, 689 games in Pauley Pavilion. Only one other team, Kansas, achieved win No. 600 in fewer than 700 games at its home venue. The Jayhawks reached the significant win in their 699th game.

## New Court Design in 2024-25

A new basketball court is slated to come to Rupp Arena at Central Bank Center in 2024-25. It features the UK logo at midcourt and a contrasting wood stain outline of the State of Kentucky earlier this season. The updated court design also features perimeter borders painted Kentucky Blue with the Kentucky Wordmark on each baseline, the Rupp Arena at Central Bank Center logos on the wings and the Southeastern Conference logos in the lanes.

The Cawood's Court marker memorializing legendary radio play-by-play announcer Cawood Ledford remains at midcourt in front of the broadcast table on the opposite side from the team benches, and the UK logo with "Mr. Wildcat" honoring longtime manager Bill Keightley is still in front of the UK bench.

## The Top-Ranked Team at Home

Kentucky has lost just four times at home as the Associated Press top-ranked team in the history of the program and just three times in Rupp Arena. Prior to the losses to Evansville (Nov. 12, 2019) and UCLA (Dec. 3, 2016), the other two losses came by just one point.

The Wildcats are 54-3 all-time as the AP No. 1 team in Rupp Arena since its opening in 1976. The first loss was to Auburn, 53-52, on Jan. 9, 1988.

## Mark Pope in Rupp Arena

Mark Pope, the 23rd head coach in program history made his debut on Nov. 4, 2024 in a matchup with Wright State, a 103-62 win.

Prior to leading UK, he coached one time against the Cats inside of Rupp on the opposing sidelines. His Utah Valley squad held a 34-22 lead at halftime on Nov. 10, 2017, but ultimately UK would win 73-63 behind 13 points, four assists and four steals from future NBA All-Star Shai Gilgeous-Alexander.

As an active UK player, Pope's teams went 25-1 (96.2%) inside of Rupp Arena. In those 26 appearances, Pope's playing days produced:

- Kentucky averaged 89.8 points per game
- UK's average margin of victory was 25.3 points per game
- The Cats defeated four ranked squads, including one top 10 ranked foe
- Pope scored in every game in which he appeared, and averaged 8.2 points and 6.6 rebounds per game

<b>Year Opened:</b>	1976
<b>First Game:</b>	Nov. 27, 1976
<b>All-Time Record:</b>	669-85 (88.7%)
<b>Record Under Mark Pope:</b>	8-0 (1.000%)
<b>Current Capacity:</b>	20,500
<b>Record Crowd:</b>	24,479 (1/20/10)
<b>Longest Win Streak:</b>	54 (11/9/10-12/1/12)
<b>Current Win Streak:</b>	12

## 2024-25 Opponent Breakdown

### Wright State (Nov. 4)

All-time games in Rupp Arena: 4  
UK record in Rupp vs. WSU: 4-0  
Last time in Rupp Arena: UK, 103-62 (11/4/24)

### Bucknell (Nov. 9)

All-time games in Rupp Arena: 1  
UK record in Rupp vs. Bucknell: 1-0  
Last time in Rupp Arena: UK, 100-72 (11/9/24)

### Lipscomb (Nov. 19)

All-time games in Rupp Arena: 3  
UK record in Rupp vs. LU: 3-0  
Last time in Rupp Arena: UK, 97-68 (11/19/24)

### Jackson State (Nov. 22)

All-time games in Rupp Arena: 1  
UK record in Rupp vs. JSU: 1-0  
Last time in Rupp Arena: UK, 108-59

### Western Kentucky (Nov. 24)

All-time games in Rupp Arena: 4  
UK record in Rupp vs. WKU: 3-1  
Last time in Rupp Arena: UK, 87-68 (11/26/24)

### Georgia State (Nov. 29)

All-time games in Rupp Arena: 2  
UK record in Rupp vs. GSU: 2-0  
Last time in Rupp Arena: UK, 105-76 (11/29/24)

### Colgate (Dec. 11)

All-time games in Rupp Arena: 1  
UK record in Rupp vs. CU: 1-0  
Last time in Rupp Arena: UK, 78-67 (12/11/24)

### Louisville (Dec. 29)

All-time games in Rupp Arena: 22  
UK record in Rupp vs. UofL: 18-4  
Last time in Rupp Arena: UK, 93-85 (12/14/24)

### Brown (Dec. 31)

All-time games in Rupp Arena: 0  
UK record in Rupp vs. BU: 0-0  
Last time in Rupp Arena: First Meeting

### Florida (Jan. 4)

All-time games in Rupp Arena: 48  
UK record in Rupp vs. UF: 38-10  
Last time in Rupp Arena: UF, 94-91<sup>OT</sup> (1/31/24)

### Texas A&M (Jan. 14)

All-time games in Rupp Arena: 7  
UK record in Rupp vs. TAMU: 5-2  
Last time in Rupp Arena: UK, 76-67 (1/21/23)

### Alabama (Jan. 18)

All-time games in Rupp Arena: 35  
UK record in Rupp vs. UA: 29-6  
Last time in Rupp Arena: UK, 117-95 (2/24/24)

### Arkansas (Feb. 1)

All-time games in Rupp Arena: 19  
UK record in Rupp vs. UA: 14-5  
Last time in Rupp Arena: UK, 111-102 (3/2/24)

### South Carolina (Feb. 8)

All-time games in Rupp Arena: 29  
UK record in Rupp vs. SC: 26-3  
Last time in Rupp Arena: SC, 71-68 (1/10/23)

### Tennessee (Feb. 11)

All-time games in Rupp Arena: 48  
UK record in Rupp vs. UT: 40-8  
Last time in Rupp Arena: UT, 103-92 (2/3/24)

### Vanderbilt (Feb. 19)

All-time games in Rupp Arena: 46  
UK record in Rupp vs. VU: 43-3  
Last time in Rupp Arena: UK, 93-77 (3/6/24)

### Auburn (March 1)

All-time games in Rupp Arena: 33  
UK record in Rupp vs. AU: 31-2  
Last time in Rupp Arena: UK, 86-54 (2/25/23)

### LSU (March 4)

All-time games in Rupp Arena: 35  
UK record in Rupp vs. LSU: 29-6  
Last time in Rupp Arena: UK, 74-71 (1/3/23)



# HEAD COACH MARK POPE



Mark Pope, a captain of the University of Kentucky's 1996 National Championship team, has returned to Lexington as the 23rd head coach of Kentucky's storied men's basketball program.

Pope is a nine-year head coaching veteran with stops at BYU and Utah Valley, amassing a 187-108 career record prior to the start of his UK career. His squads won 20 or more games in six of the last seven seasons and he has made six postseason appearances.

"Mark Pope not only brings an impressive record in nine years as a head coach, but also a love of the University of Kentucky and a complete understanding of what our program means to the people of our state," UK AD Mitch Barnhart said at the time of Pope's hiring. "As a captain on the '96 championship team, Mark was a beloved and respected teammate. As a head coach, he is highly regarded nationally as an innovator. His teams run a unique and dynamic up-tempo offense and they get after it on defense. He is a strong recruiter with international ties and a person of integrity.

"He fully embraces our high expectations and standards and I know that as our fans get reacquainted with Mark, they will be eager to join him on what promises to be an

exciting ride."

Pope returns to UK from Provo, Utah, where he compiled a 110-52 record (.679) during five campaigns at the helm of BYU. He took the Cougars to three postseason appearances, including two trips to the NCAA Tournament, and missed another bid when the 2020 event was cancelled because of the Covid pandemic. Three of his five BYU teams finished the season ranked in the top 20 of the KenPom efficiency ratings.

"The University of Kentucky is the pinnacle of coaching in college basketball. It's the definition of blueblood program where hanging a banner is the expectation ever year," Pope said. "Equally as important, UK changed my life forever as a human being. The love and passion I have for this program, this University and the people of the Commonwealth goes to the depth of my soul.

"I'm thankful to Dr. (Eli) Capilouto and Mitch Barnhart for this opportunity. I'm proud to be your next head coach and I can't wait to do this together!"

Pope is coming off a 23-11 season in 2023-24. It was BYU's first season in the Big 12 Conference and the Cougars' 10-8 league record featured victories over No. 7 Kansas, No. 11 Baylor and No. 24 Iowa State. BYU's first win in the Big 12, on January 13 at Central Florida, also marked Pope's 100th victory as head coach of the Cougars.

The Cougars ranked third in the country with 11.1 made 3-pointers per game in 2023-24, and also ranked in the top 10 in assists per game (3rd) and assist-to-turnover ratio (6th). BYU led the Big 12 in scoring at 81.4 points per game. They were ranked as high as No. 12 in the AP Poll after going 12-1 in nonconference action, winning the Vegas Showdown, BYU's first multi-team event title since 2011. Pope was named to the 2024 Naismith College Coach of the Year Late Season Watch List for his efforts.

Pope's teams also hit the postseason in 2020-21, finishing with a 20-7 mark and making BYU's first appearance in the NCAA Tournament since 2015. The Cougars were 24-11 in 2021-22 and advanced to the quarterfinals of the National Invitation Tournament. The Cougars captured win No. 60 under Pope in January of '22, making him the fastest BYU coach to achieve the mark.

Pope began his head coaching stint at BYU in the 2019-20 season, tallying a 24-8 record, the most wins for a first-year coach in program history. He finished the season ranked No. 18 in the Associated Press poll and No. 16 in the USA Today/Coaches poll, becoming the first head coach at BYU to conclude the season with a national ranking in his first season. The Cougars finished second in the West Coast Conference with a 13-3 record. The Cougars also toppled No. 2-ranked Gonzaga, earning their best win over a ranked opponent inside their home venue in program history. The Covid pandemic prevented an almost-certain bid to the NCAA Tournament.

Pope's Cougars were statistically among the top offenses in the nation in '19-20. The Cougars finished the season ranked first in 3-point field goal percentage, second in assist-to-turnover ratio, third in field-goal percentage, fourth in 3-point field goals per game and fifth in assists per game.

Following his first season with the Cougars, Matt Norlander of CBS tabbed Pope as the best hire of the year. He was also awarded with the United States Basketball Writers Association District VIII Coach of the Year honor. He was a semifinalist for the Werner Ladder Naismith Coach of the Year.

Pope's first head coaching stint was a four-year term at Utah Valley. Beginning in 2015-16, the Wolverines increased their win total during every season of Pope's tenure, culminating in a 25-10 overall mark and a runner-up finish in the Western Athletic Conference in 2018-19. Utah Valley was 30-2 at home from 2017-19, and the 25 wins in 2019 were a single-season school record.

He began his collegiate playing career at the University of Washington, where he was tabbed the 1992 Pac-10 Freshman of the Year. After his sophomore season, he transferred to Kentucky, where he appeared in every game of his two-year career with the Wildcats. UK won the 1995 and '96 regular-season Southeastern Conference championships, the '95 SEC Tournament title and the 1996 NCAA Tournament. He averaged 7.9 points and 5.7 rebounds per game in 69 career games. Pope was named to the All-SEC Tournament Team in 1995, behind a pair of double-doubles in three games, including one in the title game that went to overtime.

Pope was selected in the second round of the 1996 NBA Draft by the Indiana Pacers. He played professional basketball from 1997-2005, including terms with Indiana, Milwaukee Bucks, New York Knicks and Denver Nuggets. In 2000-01, he started 45 games and helped the Bucks reach the Eastern Conference Finals.

Following his playing days, Pope enrolled in medical school at Columbia University and completed two years before returning to basketball. He joined Mark Fox's staff at Georgia in 2009. He then spent one season as an assistant coach for Jeff Bzdelik at Wake Forest and four seasons at BYU under Dave Rose. The Cougars posted four straight 20-win seasons and advanced to postseason play in each of those four years, including three bids to the NCAA Tournament. His success as an assistant at BYU was the springboard to become head coach at Utah Valley.

Pope and his wife, Lee Anne, have four daughters, Ella, Avery, Layla and Shay. He is a 1996 graduate of Kentucky with a degree in English.

## PROFESSIONAL PLAYING CAREER

Anadolu Efes S.K. ....	1996-97
Indiana Pacers .....	1997-99
La Crosse Bobcats.....	1999
Ulkerspor .....	1999-2000
Milwaukee Bucks.....	2000-02
New York Knicks .....	2002-03
Denver Nuggets.....	2003-05

## COACHING CAREER

Georgia, assistant director of operations ...	2009-10
Wake Forest, assistant coach .....	2010-11
BYU, assistant coach.....	2011-15
Utah Valley, head coach.....	2015-19
BYU, head coach.....	2019-24
<b>Kentucky, head coach.....</b>	<b>2024-pres.</b>

## UTAH VALLEY, HEAD COACH

2015-16	12-18	.400	
2016-17	17-17	.500	CBI Semifinals
2017-18	23-11	.676	CBI Quarterfinals
2018-19	25-10	.714	CBI Quarterfinals
<b>Totals:</b>	<b>77-56</b>	<b>.579</b>	

## BYU, HEAD COACH

2019-20	24-8	.750	Postseason not held
2020-21	20-7	.741	NCAA First Round
2021-22	24-11	.686	NIT Quarterfinals
2022-23	19-15	.559	
2023-24	23-11	.676	NCAA First Round
<b>Totals:</b>	<b>110-52</b>	<b>.679</b>	

## KENTUCKY, HEAD COACH

2024-25	10-1	0.909	
<b>Totals:</b>	<b>10-1</b>	<b>0.909</b>	

## OVERALL

<b>10TH SEASON .....</b>	<b>197-109 (.644)</b>
--------------------------	-----------------------



# HEAD COACH MARK POPE

KENT

THE MARK POPE ERA

UCKY

## KENTUCKY MEN'S BASKETBALL

"What a special day at the University of Kentucky. The leader, the captain of 'The Untouchables,' is coming home to lead the Wildcats. Mark Pope will go on to greatness; you can put it down ... What some of you don't realize is how good a basketball mind he has, how much a relentless recruiter he will be."



RICK PITINO

"I'm happy for Mark. He is going to be a great leader of men. He is a passionate coach that loves coaching young men. He was a great teammate and a better human being. All of the former players before him and the guys who played with him couldn't be more excited about the hire."



TONY DELK



THE MARK POPE ERA



"My first conversation with Mark Pope came early in the 2023-24 season after his BYU team got off to one of the best starts of anybody in college basketball. Ever since we started talking, it's been very clear that Mark is not just a great coach, but he's a fantastic human being. You will not find someone who has more pride for Kentucky Basketball than Mark. He knows that it's not just a program in Lexington — it is a lifestyle. Rick Pitino told me Mark is one of the greatest leaders he's ever coached, and when you hear those words from a Hall of Famer who prides himself on work ethic, that speaks for itself. Mark took BYU into the Big 12 and won at a high level in year one. They had one of the best offenses in the country and he has shown a good ability to develop players. No challenge is going to be too great for Mark because he's passionate, he works hard and he's a people person. I believe in Mark's upside and think that Big Blue Nation is going to have a lot to look forward to in the Pope Era in Lexington."



JOHN FRANKE

## KENTUCKY THE MARK POPE ERA



"Mark Pope is a terrific choice to lead the Kentucky basketball program. As a former player on a title team, Pope understands the magnitude of Kentucky and embraces it. Kentucky fans will love Pope's innovative offensive schemes and his passion."



JAY BILGUS

"Mark Pope brings a tremendous amount of energy, passion and purpose to his alma mater Kentucky. Wildcat fans will surely be entertained by his up-tempo offensive style and his commitment to producing and developing shooters. Pope's engaging personality will make him a fan favorite as the community gets reacquainted to him in the coming months and year."



ANDY KRATZ

"I got to know and watch Mark Pope coach two years ago at Battle4Atlantis. He is extremely smart, engaging, confident in who he is and the style of ball he coaches. He is creative and a players coach. His teams play hard, just like he did. He knows what that Kentucky jersey is all about and that's a huge deal in the Bluegrass state."



JIMMY DYKES

"Mark Pope is one of the rising stars in college basketball. He is very smart, personable and a tireless worker. Few, if any, coaches understand the magic of Kentucky basketball the way a former Wildcat captain and national champion does. Mark is back home."



FRAN FRASCHILLA

# COACH POPE



"I want to congratulate Mark on his hiring at the University of Kentucky. Mark is one of the great young coaches in college basketball today and he will do an excellent job at UK. As a former Kentucky player, he understands Kentucky basketball and embraces the history and passion. He's a true Wildcat and I think that is important for the program. The Big Blue Nation will be very pleased and celebrate his arrival and tenure at UK. His team will play with the same passion, toughness, and energy as he did when he was a Wildcat. Mark is an absolutely excellent hire. He's a gracious person and proven winner. I'm so excited for him and his family."



TUBBY SMITH

### Pope vs. All Opponents

Antelope Valley	2-0	Colgate	1-0	Houston Christian	1-0	Nevada	1-0	San Diego State	3-2	USF	1-1
Arizona	0-1	Creighton	1-1	Idaho State	5-0	New Mexico State	2-6	San Francisco	5-5	UT Rio Grande Valley	8-0
Arizona State	1-0	CSU Bakersfield	4-6	Iowa State	1-1	New Orleans	1-0	Santa Clara	1-3	UTSA	3-1
Baylor	1-1	Dayton	1-0	Jackson State	1-0	Nicholls	1-0	Seattle	5-4	Utah	3-3
Bellarmine	1-0	Denver	3-1	Kansas	1-1	North Dakota	2-0	South Dakota	0-1	Utah State	3-3
Benedictine (Mesa)	1-0	Duke	1-1	Kansas City	7-3	Northern Arizona	1-0	Southeastern Louisiana	1-0	Utah Valley	1-2
Bethesda	1-0	Duquesne	0-1	Kansas State	1-1	Northern Iowa	1-0	Southern Cal	0-2	Vanderbilt	0-1
Boise State	0-2	Eastern Oregon	1-0	Kentucky	0-1	Oklahoma	0-1	Southern Utah	1-1	Virginia Tech	1-0
Bucknell	1-0	Eastern Washington	1-0	Liberty	1-0	Oklahoma State	1-1	St. John's	1-0	Washington State	0-2
Butler	0-1	Evansville	1-0	Lindenwood	1-0	Oral Roberts	1-0	TCU	1-0	Weber State	7-1
BYU	1-3	Fresno State	2-0	Lipscomb	1-0	Oregon	1-0	Texas	1-0	West Virginia	1-0
Cal State Fullerton	2-1	Georgia Southern	1-0	Long Beach State	2-0	Pacific	6-1	Texas Southern	2-0	Western Colorado	1-0
Cal State Northridge	1-0	Georgia State	2-0	Louisville	1-1	Pepperdine	7-2	Texas Tech	0-2	Western Kentucky	1-0
California Baptist	2-0	Gonzaga	2-9	Loyola Marymount	8-1	Portland	7-0	UC Davis	1-2	Western Oregon	1-0
Central Methodist	1-0	Grand Canyon	2-8	Missouri State	2-0	Rice	1-0	UC Riverside	2-0	Westminster	4-0
Chicago State	7-1	Great Falls (Mont.)	1-0	Montana State	0-1	Saint Mary's	4-8	UCF	3-0	Wright State	1-0
Cincinnati	0-1	Hartford	1-0	Montana Tech	3-0	Sam Houston State	2-0	UCLA	1-1	Wyoming	1-1
Clemson	0-1	Hawaii	0-1	Morgan State	1-0	San Diego	4-0	UNC Wilmington	0-1		
Cleveland State	1-0	Houston	1-1	NC State	1-0	San Diego Christian	1-0	UNLV	1-0		



# HEAD COACH MARK POPE

## Career Highlights

### BYU

- After being picked to finish last in its first season in the Big 12, Pope led the Cougars to a fifth-place finish with wins over No. 7 Kansas, No. 11 Baylor and No. 24 Iowa State
- 2024 Naismith College Coach of the Year Late Season Watch List
- The 2023-24 Cougars spent 16 weeks in the AP Top 25, the second-most appearances in school history
- One of four coaches in program history to win 20 or more games in first three seasons as head coach, joining G. Ott Romney, Roger Reid and Dave Rose
- Produced a 64-12 (.842) home record
- Led BYU to its first appearance in the NCAA Tournament since 2015 in 2021
- Named USBWA District VII Coach of the Year after leading BYU to a 24-8 record before COVID-19 canceled postseason play
- The 24 wins in his inaugural season was a program record
- Cougars ranked first in the nation in 3-point percentage in 2020, marking just the second time in program history that BYU ranked first nationally in any offensive statistic
- In 2023-24, BYU ranked second in the nation in 3-point attempts and third in made 3-pointers per game and assists per game
- Was the fastest coach to 60 wins in program history
- Became only the second coach in program history to earn an AP Top 25 ranking in his first season, and the first to finish the year among the top 25
- Downed No. 2 Gonzaga in 2020 at home, marking the highest-ranked foe ever defeated in the Marriott Center
- Four of his five BYU teams spent time in the AP Top 25. Prior to his hiring in 2019, BYU had not appeared in a single poll since the 2010-11 season

### Utah Valley

- Increased total victories every season at the helm
- With 23 wins in 2017-18 and 25 in 2018-19, Pope guided the Wolverines to the first back-to-back 20-win seasons in program history
- The 25 wins in 2018-19 were the most ever in the program's history
- Coached the 2019 Western Athletic Conference Player and Freshman of the Year
- Utah Valley was 20-2 at home from 2017-19
- Led the Wolverines to 22 consecutive home wins from 2017-19. It was the nation's second-longest active home winning streak at the time and the longest in school history

## Pope's Record When ...

Seson	School	Overall	Home	Away	Neutral	Conf.	Conf. Tourney	Postseason
2015-16	Utah Valley	12-18	7-8	5-9	0-1	6-8	0-1	--
2016-17	Utah Valley	17-17	8-5	8-11	1-1	6-8	1-1	2-1 CBI
2017-18	Utah Valley	23-11	16-1	6-9	1-1	10-4	1-1	1-1 CBI
2018-19	Utah Valley	25-10	14-1	8-8	3-1	12-4	1-1	1-1 CBI
2019-20	BYU	24-8	14-1	6-5	4-2	13-3	0-1	0-0* (COVID)
2020-21	BYU	20-7	10-2	7-2	3-3	10-3	1-1	0-1 NCAA
2021-22	BYU	24-11	14-3	6-5	4-3	9-6	1-1	2-1 NIT
2022-23	BYU	19-15	12-4	2-7	5-4	7-9	2-1	--
2023-24	BYU	23-11	16-2	3-7	4-2	10-8	1-1	0-1 NCAA
2024-25	Kentucky	10-1	8-0	0-1	2-0	0-0	0-0	--
	at Kentucky	10-1	8-0	0-1	2-0	0-0	0-0	--
	<b>Total</b>	<b>197-109</b>	<b>119-27</b>	<b>51-64</b>	<b>27-17</b>	<b>83-53</b>	<b>8-9</b>	<b>6-6</b>

## Statistical Snapshot Year-to-Year

	KenPom O	KenPom D	Avg. Points Per Possession	3-Point %	Made 3s Per Game
Kentucky (24-25)	8	44	1.222	36.7%	10.3
BYU (23-24)	14	60	1.164	34.8%	11.1
BYU (22-23)	103	52	1.048	34.0%	8.1
BYU (21-22)	50	70	1.060	35.3%	8.0
BYU (20-21)	23	30	1.087	37.3%	8.7
BYU (19-20)	7	60	1.121	42.2%	10.4
Utah Valley (18-19)	96	131	1.090	38.2%	8.1
Utah Valley (17-18)	73	131	1.093	38.6%	7.9
Utah Valley (16-17)	240	75	0.990	32.0%	8.8
Utah Valley (15-16)	268	278	0.989	35.1%	8.5

## Pope Award Winners

Player (School)	Honor
Matt Haarms (BYU)	WCC Defensive Player of the Year
Wyatt Lowell (Utah Valley)	WAC Freshman of the Year
Jaxson Robinson (BYU)	Big 12 Sixth Man of the Year
Jake Toolson (Utah Valley)	WAC Player of the Year
(BYU)	WCC Newcomer of the Year

## Pope All-Conference Honors

Player (School)	Team (Year)
Brandon Averette (BYU)	Second (2021)
Alex Barcello (BYU)	First (2021)
	First (2022)
Yoeli Childs (BYU)	First (2020)
Marcel Davis (Utah Valley)	Second (2016)
Konner Frey (Utah Valley)	Freshman (2016)
Matt Haarms (BYU)	Second (2021)
Dallin Hall (BYU)	Freshman (2023)
TJ Haws (BYU)	First (2020)
Caleb Lohner (BYU)	Freshman (2022)
Akolda Manyang (Utah Valley)	Defensive (2018)
Isaac Neilson (Utah Valley)	Defensive (2017)
Kenneth Ogbe (Utah Valley)	First (2018)
Brandon Randolph (Utah Valley)	Second (2018)
Conner Toolson (Utah Valley)	Second (2018)
Jake Toolson (Utah Valley)	Freshman (2018)
	First (2019)
(BYU)	First (2020)
Fousseyni Traore (BYU)	Second (2023)
	Freshman (2022)

## Pope by the Numbers

- 1996** National Champion
- 119** Career home victories as a HC
- 41** Margin of first UK coaching victory, also the jersey number he wore as a UK player
- 23<sup>rd</sup>** Coach in UK history
- 13** Players to earn first or second team all-conference honors
- 9** Teams to averaged 70.0+ points per game
- 6** 20-win seasons
- 6** Postseason appearances



More than 20,000 fans were in attendance in Rupp Arena at Central Bank Center on April 14 when UK introduced Mark Pope as its 23<sup>rd</sup> head coach.





# OOTEGA OWEH

Jr. | Guard | 6-4 | 208 | Newark, N.J. | Oklahoma



### 2024-25 SEASON/CAREER HIGHS\*

<b>Points</b>		
Season	21, 2x last JACKSON ST. (11/22/24)	
Career	23, vs. North Carolina (12/20/23)	
<b>Rebounds</b>		
Season	7, at Clemson (12/3/24)	
Career	10, WEST VIRGINIA (1/17/24)	
<b>Field Goals</b>		
Season	8, 2x last JACKSON ST. (11/22/24)	
Career	9, ARKANSAS-PINE BLUFF (11/30/23)	
<b>Field Goals Attempted</b>		
Season	14, WKU (11/26/24)	
Career	16, WEST VIRGINIA (1/17/24)	
<b>3-Point Field Goals</b>		
Season	3, WRIGHT STATE (11/4/24)	
Career	3, WRIGHT STATE (11/4/24)	
<b>3-Point Field Goals Attempted</b>		
Season	5, 2x last COLGATE (12/11/24)	
Career	5, 2x last COLGATE (12/11/24)	
<b>Free Throws</b>		
Season	6, at Clemson (12/3/24)	
Career	10, vs. North Carolina (12/20/23)	
<b>Free Throws Attempted</b>		
Season	8, at Clemson (12/3/24)	
Career	11, vs. North Carolina (12/20/23)	
<b>Assists</b>		
Season	4, COLGATE (12/11/24)	
Career	4, 2x last COLGATE (12/11/24)	
<b>Steals</b>		
Season	3, 2x last JACKSON ST. (11/22/24)	
Career	7, GREEN BAY (12/16/23)	
<b>Blocked Shots</b>		
Season	2, LIPSCOMB (11/19/24)	
Career	2, 4x last LIPSCOMB (11/19/24)	
<b>Minutes Played</b>		
Season	38, vs. Gonzaga (12/7/24)	
Career	38, vs. Gonzaga (12/7/24)	
<b>MISCELLANEOUS</b>		
Dunks	16	48
Double-Figure Scoring Games	11	33
Double-Figure Rebounding Games	0	0
Games With Double-Double	0	1
Games Led UK in Scoring	3	7
Games Led UK in Rebounding	0	2
Games Led UK in Assists	1	1
Games Led UK in Steals	5	34
Games Led UK in Blocks	2	12
Games With 3+ Assists	4	6
Games With 3+ Blocks	0	0
Games With 3+ Steals	2	13
Games With 3+ Three-Pointers	1	1
<i>*includes Oklahoma statistics</i>		

- Has scored in double figures in every game this season
- Was huge down the stretch vs. Louisville scoring nine of his 17 points over the final two minutes to polish off the victory
- Recorded 15 points and a career-high-tying four assists vs. Colgate
- Posted 13 points, three assists and six rebounds, including five on the offensive glass, in come-from-behind win vs. No. 7 Gonzaga
- Tallied a team-high 17 points and a season-high seven rebounds at Clemson
- Posted a team-high 18 points in win over WKU
- Matched season-high with 21 points vs. Jackson State. He also had three steals, the fourth time this season he has led or co-led the Wildcats in thefts
- Played a big part in Kentucky's upset win over No. 6 Duke, racking up 15 points, six rebounds, three assists and two steals. Logged a steal and the go-ahead free throws with 10 seconds left and sealed the victory with an offensive rebound off a missed free throw with five seconds remaining
- Was Kentucky's leading scorer in opening night win vs. Wright State, finishing with 21 points on 8-of-9 shooting. Buried a career-high three 3-pointers in the winning effort, while also snatching three steals
- Averaged 11.4 points, 3.8 rebounds and 1.5 steals at Oklahoma last season
- Was a four-star prospect by ESPN.com, 247Sports and Rivals out of high school
- Brother, Odafe, is a linebacker for the Baltimore Ravens

### Game-By-Game Statistics

Opponent	Date	GS	Min	FG-A	Pct.	3FG-A	Pct.	FT-A	Pct.	Off-Def-Tot	PF	Ast	TO	Blk	Stl	Pts
WRIGHT STATE	11/4	*	27	8-9	.889	3-3	1.000	2-2	1.000	0-3-3	2	1	0	1	3	21
BUCKNELL	11/9	*	19	4-11	.364	0-4	.000	2-3	.667	1-4-5	1	1	0	0	2	10
vs. Duke	11/12	*	31	4-10	.400	2-3	.666	5-6	.833	2-4-6	3	3	3	1	2	15
LIPSCOMB	11/19	*	15	5-6	.833	1-1	1.000	3-4	.750	1-3-4	2	1	1	2	0	14
JACKSON STATE	11/22	*	20	8-12	.667	1-4	.250	4-4	1.000	0-1-1	2	2	0	0	3	21
WKU	11/26	*	32	6-14	.429	1-3	.333	5-6	.833	1-3-4	2	0	1	0	0	18
GEORGIA STATE	11/29	*	21	5-8	.625	0-1	.000	2-4	.500	0-2-2	3	2	2	0	1	12
at Clemson	12/3	*	31	5-13	.385	1-5	.200	6-8	.750	0-7-7	4	0	0	0	1	17
vs. Gonzaga	12/7	*	38	4-11	.364	0-1	.000	5-6	.833	5-1-6	1	3	1	0	0	13
COLGATE	12/11	*	31	6-13	.462	2-5	.400	1-2	.500	0-5-5	0	4	0	0	1	15
LOUISVILLE	12/14	*	27	7-11	.636	1-2	.500	2-4	.500	0-1-1	3	3	0	0	2	17

### Career Statistics

Year	GP-GS	Min-Avg	FG-FGA	Pct	3FG-FGA	Pct	FT-FTA	Pct	Off-Def-Tot-Avg	PF-FO	Ast	TO	Blk	Stl	Pts	Avg
2022-23	28-9	370-13.2	47-106	.443	1-4	.250	39-60	.650	21-38-59-2.1	50-2	5	31	5	33	134	4.8
2023-24	32-28	797-24.9	136-276	.493	20-53	.377	72-112	.643	29-91-120-3.8	76-0	32	57	14	47	364	11.4
2024-25	11-11	291-26.5	62-118	.525	12-32	.375	37-49	.755	10-34-44-4.0	23-0	20	8	4	15	173	15.7
Career	71-48	1459-20.5	245-500	.490	33-89	.371	148-221	.670	60-163-223-3.1	149-2	57	96	23	95	671	9.5

# 1 LAMONT BUTLER

Gr. | Guard | 6-2 | 204 | Moreno Valley, Calif. | San Diego State



2024-25 SEASON/CAREER HIGHS*		
<b>Points</b>		
Season	33, LOUISVILLE (12/14/24)	
Career	33, LOUISVILLE (12/14/24)	
<b>Rebounds</b>		
Season	5, 2x last WKU (11/26/24)	
Career	10, COLORADO STATE (2/13/24)	
<b>Field Goals</b>		
Season	10, LOUISVILLE (12/14/24)	
Career	10, 2x, last LOUISVILLE (12/14/24)	
<b>Field Goals Attempted</b>		
Season	12, WRIGHT STATE (11/4/24)	
Career	15, 2x last at Colorado St. (1/30/24)	
<b>3-Point Field Goals</b>		
Season	6, LOUISVILLE (12/14/24)	
Career	6, LOUISVILLE (12/14/24)	
<b>3-Point Field Goals Attempted</b>		
Season	6, LOUISVILLE (12/14/24)	
Career	11, at Wyoming (1/7/23)	
<b>Free Throws</b>		
Season	8, WKU (11/26/24)	
Career	8, WKU (11/26/24)	
<b>Free Throws Attempted</b>		
Season	12, 2x, last LOUISVILLE (12/14/24)	
Career	12, 2x, last LOUISVILLE (12/14/24)	
<b>Assists</b>		
Season	6, 2x, last LOUISVILLE (12/14/24)	
Career	7, 2x last CAL ST. FULLERTON (11/6/23)	
<b>Steals</b>		
Season	3, 3x last GEORGIA ST. (11/29/24)	
Career	6, BYU (11/11/22)	
<b>Blocked Shots</b>		
Season	1, WRIGHT STATE (11/4/24)	
Career	2, vs. UConn (3/28/24)	
<b>Minutes Played</b>		
Season	32, LOUISVILLE (12/14/24)	
Career	40, vs. UNLV (3/14/24)	
<b>MISCELLANEOUS</b>		
	<b>2024-25</b>	<b>CAREER*</b>
Dunks	1	25
Double-Figure Scoring Games	7	50
Double-Figure Rebounding Games	0	1
Games With Double-Double	0	1
Games Led UK in Scoring	1	9
Games Led UK in Rebounding	0	2
Games Led UK in Assists	6	49
Games Led UK in Steals	5	54
Games Led UK in Blocks	1	7
Games With 3+ Assists	7	75
Games With 3+ Blocks	0	0
Games With 3+ Steals	3	25
Games With 3+ Three-Pointers	2	9
<i>*includes San Diego State statistics</i>		

- Returned from two-game injury absence to erupt for career-high 33 points on his way to being named Bluegrass Sports Commission MVP of the Kentucky vs. Louisville game and earn SEC and USBWA National Player of the Week honors. Went a perfect 10-10 from the field and 6-6 from beyond the arc. It marked the second-most points for a Wildcat ever vs. Louisville
- Had 16 points and five assists in just 19 minutes at Clemson
- Scored a season-high 17 points on 7-of-10 shooting in win over Georgia State. He also had season-best six assists and generated three steals
- Sunk a career-high eight free throws en route to 14 points vs. WKU
- Filled the stat sheet with 11 points, five assists, four rebounds and three steals against Jackson State
- Collected 14 points, five assists and five rebounds in Kentucky debut vs. Wright State, while also registering three steals.
- Was a 1,000-point scorer and two-time Mountain West Defensive Player of the Year during four years with San Diego State
- Reached the National Championship game with SDSU in 2023, sending his team to the title game with a game-winning buzzer-beater in the Final Four against Florida Atlantic
- Finished Aztec career ranking No. 5 in program history in steals (183), No. 6 in conference victories (52), No. 9 in total victories (100) and No. 10 in assists (338)
- Three-time Mountain West All-Defensive Team
- 2023 NCAA All-Tournament Team
- Sister, Amani, played college basketball at Arizona and Seattle University

## Game-By-Game Statistics

Opponent	Date	GS	Min	FG-A	Pct.	3FG-A	Pct.	FT-A	Pct.	Off-Def-Tot	PF	Ast	TO	Blk	Stl	Pts
WRIGHT STATE	11/4	*	22	6-12	.500	0-2	.000	2-3	.667	1-4-5	2	5	1	1	3	14
BUCKNELL	11/9	*	19	2-6	.333	0-1	.000	2-2	1.000	1-0-1	2	1	2	0	0	6
vs. Duke	11/12	*	24	3-8	.375	1-3	.333	2-4	.500	0-3-3	3	4	2	0	0	9
LIPSCOMB	11/19	*	17	6-8	.750	3-3	1.000	1-2	.500	1-0-1	2	1	0	0	1	16
JACKSON STATE	11/22	*	22	5-7	.714	1-2	.500	0-0	.000	0-4-4	1	5	1	0	3	11
WKU	11/26	*	28	3-9	.333	0-3	.000	8-12	.667	3-2-5	3	4	0	0	1	14
GEORGIA STATE	11/29	*	29	7-10	.700	0-3	.000	3-5	.600	1-3-4	3	6	2	0	3	17
at Clemson	12/3	*	19	6-9	.667	2-4	.500	2-3	.667	2-0-2	4	5	2	0	1	16
vs. Gonzaga	12/7			DNP												
COLGATE	12/11			DNP												
LOUISVILLE	12/14	*	32	10-10	1.000	6-6	1.000	7-12	.583	0-3-3	4	6	3	0	0	33

## Career Statistics

Year	GP-GS	Min-Avg	FG-FGA	Pct	3FG-FGA	Pct	FT-FTA	Pct	Off-Def-Tot-Avg	PF-FO	Ast	TO	Blk	Stl	Pts	Avg
2020-21	28-2	348-12.4	40-101	.396	9-31	.290	32-48	.667	5-43-48-1.7	49-1	43	35	1	24	121	4.3
2021-22	27-25	685-25.4	70-179	.391	23-70	.329	34-44	.773	11-46-57-2.1	67-1	57	53	4	46	197	7.3
2022-23	39-38	1011-25.9	128-304	.421	40-117	.342	49-67	.731	17-88-105-2.7	106-1	126	79	4	57	345	8.8
2023-24	37-37	1017-27.5	128-304	.421	32-106	.302	57-96	.594	21-74-95-2.6	83-2	112	55	9	56	345	9.3
2024-25	9-9	212-23.6	48-79	.608	13-27	.481	27-43	.628	9-19-28-3.1	24-0	37	13	1	12	136	15.1
<b>TOTAL</b>	<b>140-111</b>	<b>3275-23.4</b>	<b>414-967</b>	<b>.428</b>	<b>117-351</b>	<b>.333</b>	<b>199-298</b>	<b>.668</b>	<b>63-270-333-2.4</b>	<b>329-5</b>	<b>375</b>	<b>235</b>	<b>19</b>	<b>195</b>	<b>1144</b>	<b>8.2</b>



2024-25 SEASON/CAREER HIGHS*		
<b>Points</b>		
Season	20, LIPSCOMB (11/19/24)	
Career	28, DENVER (12/13/23)	
<b>Rebounds</b>		
Season	8, LOUISVILLE (12/14/24)	
Career	8, 2x, last LOUISVILLE (12/14/24)	
<b>Field Goals</b>		
Season	9, GEORGIA STATE (11/29/24)	
Career	10, DENVER (12/13/23)	
<b>Field Goals Attempted</b>		
Season	15, vs. Gonzaga (12/7/24)	
Career	19, DENVER (12/13/23)	
<b>3-Point Field Goals</b>		
Season	4, JACKSON STATE (11/22/24)	
Career	8, DENVER (12/13/23)	
<b>3-Point Field Goals Attempted</b>		
Season	11, COLGATE (12/11/24)	
Career	16, DENVER (12/13/23)	
<b>Free Throws</b>		
Season	5, LIPSCOMB (11/19/24)	
Career	12, UCF (2/13/24)	
<b>Free Throws Attempted</b>		
Season	5, LIPSCOMB (11/19/24)	
Career	13, UCF (2/13/24)	
<b>Assists</b>		
Season	5, vs. Gonzaga (12/7/24)	
Career	6, at San Diego (1/7/23)	
<b>Steals</b>		
Season	2, 2x, last LOUISVILLE (12/14/24)	
Career	4, WYOMING (12/30/23)	
<b>Blocked Shots</b>		
Season	2, 3x last COLGATE (12/11/24)	
Career	3, TEXAS (1/27/24)	
<b>Minutes Played</b>		
Season	36, vs. Gonzaga (12/7/24)	
Career	37, at Loyola Marymount (1/5/23)	
<b>MISCELLANEOUS</b>		
	<b>2024-25</b>	<b>CAREER*</b>
Dunks	4	15
Double-Figure Scoring Games	8	50
Double-Figure Rebounding Games	0	0
Games With Double-Double	0	0
Games Led UK in Scoring	2	18
Games Led UK in Rebounding	0	4
Games Led UK in Assists	2	7
Games Led UK in Steals	4	16
Games Led UK in Blocks	3	20
Games With 3+ Assists	4	21
Games With 3+ Blocks	0	1
Games With 3+ Steals	0	4
Games With 3+ Three-Pointers	2	28
<i>*includes BYU/Arkansas/Texas A&amp;M statistics</i>		

- Matched career-high with eight rebounds in win over Louisville, also contributing 12 points
- Started at point guard vs. Colgate and had 11 points, three assists and a pair of blocked shots
- Scored 15 of his 18 points in the second half and overtime in win over Gonzaga, while shooting 6 of 7 from field during that stretch. He also contributed a season-best five assists
- Led the team in win vs. Georgia State with 19 points
- Charted a season-high four assists and two blocks in win over WKU
- Buried a season-high four 3s in win over Jackson State
- Poured in a season-high 20 points, highlighted by three 3s in the win over Lipscomb
- Preseason Third Team All-SEC by the media and coaches
- Jersey Mike's Naismith Trophy Men's College Basketball Player of the Year preseason watch list
- Julius Erving Award Small Forward of the Year preseason watch list
- Wooden Award preseason watch list
- 2023-24 Big 12 Sixth Man of the Year and All-Big 12 Honorable Mention at BYU
- Was first bench player in BYU program history to lead the team in scoring, averaging 14.2 points per game
- Had a career-high 28 points last December in win against Denver while knocking down a career-best eight 3s
- Four-star prospect out of high school by 247Sports, ESPN and Rivals

## Game-By-Game Statistics

Opponent	Date	GS	Min	FG-A	Pct.	3FG-A	Pct.	FT-A	Pct.	Off-Def-Tot	PF	Ast	TO	Blk	Stl	Pts
WRIGHT STATE	11/4	*	21	3-6	.500	2-5	.400	0-0	.000	1-4-5	0	3	1	1	0	8
BUCKNELL	11/9	*	24	6-14	.429	2-8	.250	0-1	.000	1-3-4	2	1	0	0	2	14
vs. Duke	11/12	*	27	0-4	.000	0-3	.000	1-3	.333	0-1-1	1	0	1	2	1	1
LIPSCOMB	11/19	*	22	6-10	.600	3-6	.500	5-5	1.000	1-6-7	1	0	0	0	0	20
JACKSON STATE	11/22	*	22	5-13	.385	4-10	.400	0-0	.000	0-1-1	1	1	1	0	1	14
WKU	11/26	*	33	2-9	.222	2-8	.250	2-2	1.000	2-4-6	2	4	1	2	1	8
GEORGIA STATE	11/29	*	27	9-14	.643	1-5	.200	0-0	.000	0-3-3	2	2	2	0	0	19
at Clemson	12/3	*	35	5-13	.385	2-7	.286	0-0	.000	2-2-4	2	0	0	1	0	12
vs. Gonzaga	12/7	*	36	7-15	.467	2-5	.400	2-2	1.000	0-3-3	4	5	0	0	1	18
COLGATE	12/11	*	34	4-14	.286	2-11	.182	1-1	1.000	1-3-4	1	3	2	2	1	11
LOUISVILLE	12/14	*	31	4-11	.364	2-5	.400	2-2	1.000	2-6-8	2	2	4	0	2	12

## Career Statistics

Year	GP-GS	Min-Avg	FG-FGA	Pct	3FG-FGA	Pct	FT-FTA	Pct	Off-Def-Tot-Avg	PF-FO	Ast	TO	Blk	Stl	Pts	Avg
2020-21	14-4	135-9.6	11-31	.355	8-28	.286	0-1	.000	4-11-15-1.1	10-0	4	5	1	3	30	2.1
2021-22	16-4	162-10.1	19-50	.380	14-43	.326	3-3	1.000	5-15-20-1.3	11-0	7	6	4	1	55	3.4
2022-23	33-30	928-28.1	102-264	.386	61-178	.343	17-25	.680	12-85-97-2.9	53-1	61	48	17	26	282	8.5
2023-24	33-6	871-26.4	164-385	.426	81-229	.354	59-65	.908	13-70-83-2.5	61-0	44	51	13	24	468	14.2
2024-25	11-11	313-28.5	51-123	.415	22-73	.301	13-16	.813	10-36-46-4.2	16-0	19	8	8	7	125	12.5
<b>TOTAL</b>	<b>107-55</b>	<b>2411-22.5</b>	<b>347-853</b>	<b>.407</b>	<b>186-551</b>	<b>.338</b>	<b>92-110</b>	<b>.836</b>	<b>44-217-261-2.4</b>	<b>153-1</b>	<b>137</b>	<b>122</b>	<b>43</b>	<b>63</b>	<b>972</b>	<b>9.1</b>





# KOBY BREA

Gr. | Guard | 6-7 | 206 | Washington Heights, N.Y. | Dayton



### 2024-25 SEASON/CAREER HIGHS\*

Points			
Season	22, JACKSON STATE (11/22/24)		
Career	22, 2x last JACKSON ST. (11/22/24)		
Rebounds			
Season	7, 2x last vs. Gonzaga (12/7/24)		
Career	10, at Toledo (3/16/22)		
Field Goals			
Season	8, JACKSON STATE (11/22/24)		
Career	8, 2x last JACKSON ST. (11/22/24)		
Field Goals Attempted			
Season	12, COLGATE (12/11/24)		
Career	14, at La Salle (2/26/22)		
3-Point Field Goals			
Season	6, BUCKNELL (11/9/24)		
Career	6, 4x last at BUCKNELL (11/9/24)		
3-Point Field Goals Attempted			
Season	8, 3x last COLGATE (12/11/24)		
Career	10, GRAMBLING (12/2/23)		
Free Throws			
Season	3, LIPSCOMB (11/19/24)		
Career	5, at George Mason (1/22/22)		
Free Throws Attempted			
Season	3, LIPSCOMB (11/19/24)		
Career	5, at George Mason (1/22/22)		
Assists			
Season	3, GEORGIA STATE (11/29/24)		
Career	5, at Fordham (1/10/23)		
Steals			
Season	1, 2x, last WKU (11/26/24)		
Career	3, 2x last LONGWOOD (12/30/23)		
Blocked Shots			
Season	1, 3x last GEORGIA STATE (11/29/24)		
Career	2, 3x last at Duquesne (1/12/24)		
Minutes Played			
Season	33, COLGATE (12/11/24)		
Career	45, at Vanderbilt (3/20/22)		
MISCELLANEOUS			
	2024-25	CAREER*	
Dunks	4	9	
Double-Figure Scoring Games	7	45	
Double-Figure Rebounding Games	0	1	
Games With Double-Double	0	1	
Games Led UK in Scoring	3	9	
Games Led UK in Rebounding	0	8	
Games Led UK in Assists	0	4	
Games Led UK in Steals	1	12	
Games Led UK in Blocks	1	9	
Games With 3+ Assists	1	12	
Games With 3+ Blocks	0	0	
Games With 3+ Steals	0	2	
Games With 3+ Three-Pointers	6	39	
*includes Dayton statistics			

- Has multiple 3s made in nine games this season
- Made his first start of the season vs. Colgate where he eclipsed 1,000 career points behind a game-high 17 points, including draining five 3s
- Dished out season-high three assists in win vs. Georgia State while scoring 10 points and taking his first career charge
- Matched career-high with 22 points vs. Jackson State, going 8-11 from the field and 5-8 from deep
- Drained all three attempts from distance en route to 12 points in win over Lipscomb
- Scored eight points and made two 3-pointers in upset over No. 6 Duke
- Poured in a team-high 20 points, highlighted by six 3s in the win over Bucknell. He also added six rebounds and a pair of assists
- Connected on all four 3-point attempts to finish with 18 points in season-opening win vs. Wright State. Went 7 of 8 from the field in the game
- Two-time Atlantic 10 Sixth Man of the Year during four years at Dayton (2022 and 2024), just the second player in league history to win the award two times
- Led the nation in 3-point percentage (.498) last season, the highest mark in the NCAA in six seasons
- Made 100 of 201 3s during the 2023-24 seasons, averaging a career-high 11.1 points per game and shooting 51.2% from the field
- Reached the second round of the NCAA Tournament with Dayton last season scoring 29 points combined in the Flyers' two tournament games

### Game-By-Game Statistics

Opponent	Date	GS	Min	FG-A	Pct.	3FG-A	Pct.	FT-A	Pct.	Off-Def-Tot	PF	Ast	TO	Blk	Stl	Pts
WRIGHT STATE	11/4		20	7-8	.875	4-4	1.000	0-0	.000	0-2-2	0	2	0	0	0	18
BUCKNELL	11/9		26	7-11	.636	6-8	.750	0-0	.000	1-5-6	1	2	0	0	1	20
vs. Duke	11/12		21	3-5	.600	2-4	.500	0-0	.000	0-5-5	3	2	0	1	0	8
LIPSCOMB	11/19		23	3-6	.500	3-3	1.000	3-3	1.000	0-7-7	0	1	0	0	0	12
JACKSON STATE	11/22		23	8-11	.727	5-8	.625	1-2	.500	1-1-2	1	0	1	1	0	22
WKU	11/26		23	3-7	.429	3-7	.429	0-0	.000	0-3-3	4	0	0	0	1	9
GEORGIA STATE	11/29		22	4-10	.400	2-7	.286	0-0	.000	0-2-2	3	3	1	1	0	10
at Clemson	12/3		17	1-3	.333	1-2	.500	0-0	.000	0-2-2	1	2	1	0	0	3
vs. Gonzaga	12/7		31	2-9	.222	1-6	.167	0-0	.000	0-7-7	4	1	0	0	0	5
COLGATE	12/11	*	33	6-12	.500	5-8	.625	0-0	.000	1-4-5	0	0	1	0	0	17
LOUISVILLE	12/14		26	4-9	.444	2-7	.286	0-0	.000	0-1-1	2	0	0	0	0	10

### Career Statistics

Year	GP-GS	Min-Avg	FG-FGA	Pct	3FG-FGA	Pct	FT-FTA	Pct	Off-Def-Tot-Avg	PF-FO	Ast	TO	Blk	Stl	Pts	Avg
2020-21	17-3	239-14.1	16-40	.400	11-31	.355	6-9	.667	2-29-31-1.8	9-0	7	10	3	2	49	2.9
2021-22	35-4	758-21.7	102-234	.436	63-149	.423	18-29	.621	9-94-103-2.9	35-0	27	29	5	14	285	8.1
2022-23	28-10	740-26.4	66-182	.363	50-135	.370	7-7	1.000	7-86-93-3.3	31-0	47	25	7	9	189	6.8
2023-24	33-4	960-29.1	126-246	.512	100-201	.498	14-16	.875	11-113-124-3.8	31-0	39	24	10	18	366	11.1
2024-25	11-1	265-24.1	48-91	.527	34-64	.531	4-5	.800	3-39-42-3.8	19-0	13	4	3	2	134	12.2
<b>TOTAL</b>	<b>124-22</b>	<b>2966-23.9</b>	<b>358-793</b>	<b>.451</b>	<b>258-580</b>	<b>.445</b>	<b>49-66</b>	<b>.742</b>	<b>32-361-393-3.2</b>	<b>125-0</b>	<b>133</b>	<b>92</b>	<b>28</b>	<b>45</b>	<b>1023</b>	<b>8.3</b>

# 5 COLLIN CHANDLER

Fr. | Guard | 6-5 | 187 | Farmington, Utah | Farmington HS



- Snared a pair of boards in the win over Colgate
- Hit a pair of 3s for career-high six points against Jackson State
- Had five points, including a traditional 3-point play in the win over Lipscomb
- Tallied his first field goals, a 3-pointer and layup, in the win over Bucknell. He also added a pair of steals
- Made collegiate debut in season-opener vs. Wright State playing 15 minutes and recording two points and two assists
- Ranked as the No. 33 overall player in the class of 2023 by 247Sports, the No. 6 combo guard and the No. 1 player in the state of Utah
- Was named the 2022 Utah Gatorade Player of the Year
- Went on a two-year mission trip after high school
- Was initially committed to BYU before flipping his commitment to Kentucky when Mark Pope was hired at UK

2024-25 SEASON/CAREER HIGHS		
<b>Points</b>		
Season	6, JACKSON STATE (11/22/24)	
Career	6, JACKSON STATE (11/22/24)	
<b>Rebounds</b>		
Season	2, 3x last COLGATE (12/11/24)	
Career	2, 3x last COLGATE (12/11/24)	
<b>Field Goals</b>		
Season	2, 3x last JACKSON ST. (11/22/24)	
Career	2, 3x last JACKSON ST. (11/22/24)	
<b>Field Goals Attempted</b>		
Season	6, LIPSCOMB (11/19/24)	
Career	6, LIPSCOMB (11/19/24)	
<b>3-Point Field Goals</b>		
Season	2, JACKSON STATE (11/22/24)	
Career	2, JACKSON STATE (11/22/24)	
<b>3-Point Field Goals Attempted</b>		
Season	3, 2x last JACKSON ST. (11/22/24)	
Career	3, 2x last JACKSON ST. (11/22/24)	
<b>Free Throws</b>		
Season	2, WRIGHT STATE (11/4/24)	
Career	2, WRIGHT STATE (11/4/24)	
<b>Free Throws Attempted</b>		
Season	2, WRIGHT STATE (11/4/24)	
Career	2, WRIGHT STATE (11/4/24)	
<b>Assists</b>		
Season	2, WRIGHT STATE (11/4/24)	
Career	2, WRIGHT STATE (11/4/24)	
<b>Steals</b>		
Season	2, BUCKNELL (11/9/24)	
Career	2, BUCKNELL (11/9/24)	
<b>Blocked Shots</b>		
Season	1, JACKSON STATE (11/22/24)	
Career	1, JACKSON STATE (11/22/24)	
<b>Minutes Played</b>		
Season	16, LIPSCOMB (11/19/24)	
Career	16, LIPSCOMB (11/19/24)	
<b>MISCELLANEOUS</b>		
	<b>2024-25</b>	<b>CAREER</b>
Dunks	0	0
Double-Figure Scoring Games	0	0
Double-Figure Rebounding Games	0	0
Games With Double-Double	0	0
Games Led UK in Scoring	0	0
Games Led UK in Rebounding	0	0
Games Led UK in Assists	0	0
Games Led UK in Steals	3	3
Games Led UK in Blocks	0	0
Games With 3+ Assists	0	0
Games With 3+ Blocks	0	0
Games With 3+ Steals	0	0
Games With 3+ Three-Pointers	0	0

## Game-By-Game Statistics


Opponent	Date	GS	Min	FG-A	Pct.	3FG-A	Pct.	FT-A	Pct.	Off-Def-Tot	PF	Ast	TO	Blk	Stl	Pts
WRIGHT STATE	11/4		15	0-1	.000	0-1	.000	2-2	1.000	0-0-0	1	2	0	0	1	2
BUCKNELL	11/9		11	2-3	.667	1-2	.500	0-0	.000	0-2-2	0	0	2	0	2	5
vs. Duke	11/12		2	0-0	.000	0-0	.000	0-0	.000	0-0-0	0	0	0	0	0	0
LIPSCOMB	11/19		16	2-6	.333	0-3	.000	1-1	1.000	0-0-0	0	1	1	0	1	5
JACKSON STATE	11/22		13	2-3	.667	2-3	.667	0-0	.000	0-2-2	1	0	1	1	1	6
WKU	11/26		4	0-1	.000	0-1	.000	0-0	.000	0-0-0	1	0	0	0	1	0
GEORGIA STATE	11/29		5	1-1	1.000	0-0	.000	0-0	.000	0-1-1	2	0	0	0	0	2
at Clemson	12/3			DNP												
vs. Gonzaga	12/7		5	0-1	.000	0-1	.000	0-0	.000	0-0-0	0	0	1	0	0	0
COLGATE	12/11		3	0-1	.000	0-1	.000	0-0	.000	1-1-2	1	0	1	0	0	0
LOUISVILLE	12/14			DNP												

## Career Statistics

Year	GP-GS	Min-Avg	FG-FGA	Pct	3FG-FGA	Pct	FT-FTA	Pct	Off-Def-Tot-Avg	PF-FO	Ast	TO	Blk	Stl	Pts	Avg
2024-25	9-0	74-8.3	7-17	.412	3-12	.250	3-3	1.000	1-6-7-0.8	6-0	3	6	1	6	20	2.2
<b>TOTAL</b>	<b>9-0</b>	<b>74-8.3</b>	<b>7-17</b>	<b>.412</b>	<b>3-12</b>	<b>.250</b>	<b>3-3</b>	<b>1.000</b>	<b>1-6-7-0.8</b>	<b>6-0</b>	<b>3</b>	<b>6</b>	<b>1</b>	<b>6</b>	<b>20</b>	<b>2.2</b>

# 7 ANDREW CARR

Gr. | Forward | 6-11 | 227 | West Chester, Pa. | Wake Forest



2024-25 SEASON/CAREER HIGHS*		
<b>Points</b>		
Season	19, vs. Gonzaga (12/7/24)	
Career	31, GEORGIA (3/24/24)	
<b>Rebounds</b>		
Season	10, 2x last COLGATE (12/11/24)	
Career	14, UTAH VALLEY (11/15/22)	
<b>Field Goals</b>		
Season	8, vs. Gonzaga (12/7/24)	
Career	11, GEORGIA (3/24/24)	
<b>Field Goals Attempted</b>		
Season	12, vs. Gonzaga (12/7/24)	
Career	19, GEORGIA (3/24/24)	
<b>3-Point Field Goals</b>		
Season	2, vs. Duke (11/12/24)	
Career	3, 6x last LOUISVILLE (1/20/24)	
<b>3-Point Field Goals Attempted</b>		
Season	3, 2x last at Clemson (12/3/24)	
Career	7, 3x last LOUISVILLE (1/20/24)	
<b>Free Throws</b>		
Season	6, WKU (11/26/24)	
Career	10, ELON (11/6/23)	
<b>Free Throws Attempted</b>		
Season	8, WKU (11/26/24)	
Career	11, ELON (11/6/23)	
<b>Assists</b>		
Season	5, JACKSON STATE (11/22/24)	
Career	6, at James Madison (1/29/22)	
<b>Steals</b>		
Season	2, 3x last COLGATE (12/11/24)	
Career	4, 3x last JAMES MADISON (2/14/22)	
<b>Blocked Shots</b>		
Season	2, 2x, last LOUISVILLE (12/14/24)	
Career	4, 2x last ELON (11/6/23)	
<b>Minutes Played</b>		
Season	33, vs. Gonzaga (12/7/24)	
Career	43, vs. LSU (11/19/23)	
<b>MISCELLANEOUS</b>		
	<b>2024-25</b>	<b>CAREER*</b>
Dunks	7	95
Double-Figure		
Scoring Games	8	76
Double-Figure		
Rebounding Games	2	17
Games With		
Double-Double	2	13
Games Led UK		
in Scoring	3	15
Games Led UK		
in Rebounding	4	41
Games Led UK		
in Assists	0	8
Games Led UK		
in Steals	1	20
Games Led UK		
in Blocks	2	61
Games With		
3+ Assists	8	26
Games With		
3+ Blocks	0	19
Games With		
3+ Steals	0	7
Games With		
3+ Three-Pointers	0	6
<i>*includes Wake Forest/Delaware statistics</i>		

- Scored 10 points, secured nine rebounds and dished out four assists vs. Louisville, while also blocking two shots
- Registered second double-double of the season with 11 points and 10 rebounds against Colgate
- Logged a team-high and season-best 19 points on 8-of-12 shooting in win vs. No. 7 Gonzaga and added seven boards and three assists. He played the final 9:55 of game time with four fouls
- Had 10 points and team-high eight boards vs. Georgia State, while also adding three assists, two steals and a blocked shot
- Recorded his first double-double of the season with 18 points and 10 rebounds, both team highs, in win over WKU
- Was instrumental in upset win over No. 6 Duke at the Champions Classic, leading the team with 17 points while also grabbing six rebounds and posting three assists. He was tabbed the SEC Player of the Week for his efforts
- Played two seasons at Wake Forest and two seasons at Delaware, totaling more than 1,200 career points, 600 rebounds and 100 blocks
- Started all 68 games during his time with the Demon Deacons, averaging 12.1 points per game across two seasons
- CAA All-Tournament Team in 2022 with Delaware, helping the Blue Hens secure a bid to the NCAA Tournament
- Father, Phillip, played basketball at Delaware

## Game-By-Game Statistics


Opponent	Date	GS	Min	FG-A	Pct.	3FG-A	Pct.	FT-A	Pct.	Off-Def-Tot	PF	Ast	TO	Blk	Stl	Pts
WRIGHT STATE	11/4	*	21	3-5	.600	1-2	.500	4-4	1.000	0-2-2	1	3	0	0	0	11
BUCKNELL	11/9	*	20	5-6	.833	0-0	.000	1-1	1.000	3-0-3	2	0	3	1	0	11
vs. Duke	11/12	*	30	5-8	.625	2-3	.666	5-6	.833	2-4-6	2	3	2	1	0	17
LIPSCOMB	11/19	*	25	1-5	.200	0-1	.000	0-0	.000	1-4-5	0	1	0	0	0	2
JACKSON STATE	11/22	*	24	3-4	.750	0-1	.000	0-0	.000	1-5-6	2	5	0	0	2	6
WKU	11/26	*	30	6-8	.750	0-1	.000	6-8	.750	3-7-10	1	3	0	1	0	18
GEORGIA STATE	11/29	*	32	4-7	.571	1-2	.500	1-1	1.000	3-5-8	1	3	1	1	2	10
at Clemson	12/3	*	24	1-7	.143	1-3	.333	2-4	.500	3-2-5	3	2	2	2	0	5
vs. Gonzaga	12/7	*	33	8-12	.667	0-1	.000	3-5	.600	2-5-7	4	3	1	1	0	19
COLGATE	12/11	*	28	4-8	.500	0-0	.000	3-3	1.000	4-6-10	0	3	0	1	2	11
LOUISVILLE	12/14	*	30	4-7	.571	0-0	.000	2-2	1.000	2-7-9	2	4	0	2	1	10

## Career Statistics

Year	GP-GS	Min-Avg	FG-FGA	Pct	3FG-FGA	Pct	FT-FTA	Pct	Off-Def-Tot-Avg	PF-FO	Ast	TO	Blk	Stl	Pts	Avg
2020-21	15-10	379-25.3	44-98	.449	8-28	.286	27-33	.818	18-36-54-3.6	39-1	27	23	13	6	123	8.2
2021-22	34-34	966-28.4	127-225	.564	17-42	.405	69-105	.657	59-115-174-5.1	94-5	43	56	37	29	340	10.0
2022-23	33-33	1039-31.5	134-274	.489	33-106	.311	51-66	.773	57-140-197-6.0	82-3	38	48	31	32	352	10.7
2023-24	35-35	1140-32.6	164-312	.526	36-97	.371	107-137	.781	64-175-239-6.8	91-3	51	43	52	16	471	13.5
2024-25	11-11	295-26.9	44-77	.571	5-14	.357	27-34	.794	24-47-71-6.5	18-0	30	9	10	7	120	10.9
<b>TOTAL</b>	<b>128-123</b>	<b>3811-29.8</b>	<b>513-986</b>	<b>.520</b>	<b>99-287</b>	<b>.345</b>	<b>281-375</b>	<b>.749</b>	<b>222-513-735-5.7</b>	<b>324-12</b>	<b>189</b>	<b>179</b>	<b>143</b>	<b>90</b>	<b>1406</b>	<b>11.0</b>

# 9 TRENT NOAH

Fr. | Forward | 6-5 | 209 | Harlan, Ky. | Harlan County HS



2024-25 SEASON/CAREER HIGHS		
<b>Points</b>		
Season	3, 2x last COLGATE (12/11/24)	
Career	3, 2x last COLGATE (12/11/24)	
<b>Rebounds</b>		
Season	1, 3x last COLGATE (12/11/24)	
Career	1, 3x last COLGATE (12/11/24)	
<b>Field Goals</b>		
Season	1, 2x last COLGATE (12/11/24)	
Career	1, 2x last COLGATE (12/11/24)	
<b>Field Goals Attempted</b>		
Season	2, COLGATE (12/11/24)	
Career	2, COLGATE (12/11/24)	
<b>3-Point Field Goals</b>		
Season	1, 2x last COLGATE (12/11/24)	
Career	1, 2x last COLGATE (12/11/24)	
<b>3-Point Field Goals Attempted</b>		
Season	2, COLGATE (12/11/24)	
Career	2, COLGATE (12/11/24)	
<b>Free Throws</b>		
Season	-	
Career	-	
<b>Free Throws Attempted</b>		
Season	-	
Career	-	
<b>Assists</b>		
Season	1, COLGATE (12/11/24)	
Career	1, COLGATE (12/11/24)	
<b>Steals</b>		
Season	1, BUCKNELL (11/9/24)	
Career	1, BUCKNELL (11/9/24)	
<b>Blocked Shots</b>		
Season	1, JACKSON STATE (11/22/24)	
Career	1, JACKSON STATE (11/22/24)	
<b>Minutes Played</b>		
Season	11, COLGATE (12/11/24)	
Career	11, COLGATE (12/11/24)	
<b>MISCELLANEOUS</b>		
	<b>2024-25</b>	<b>CAREER</b>
Dunks	0	0
Double-Figure Scoring Games	0	0
Double-Figure Rebounding Games	0	0
Games With Double-Double	0	0
Games Led UK in Scoring	0	0
Games Led UK in Rebounding	0	0
Games Led UK in Assists	0	0
Games Led UK in Steals	0	0
Games Led UK in Blocks	0	0
Games With 3+ Assists	0	0
Games With 3+ Blocks	0	0
Games With 3+ Steals	0	0
Games With 3+ Three-Pointers	0	0

- Provided a spark in the second half with a 3-pointer and a rebound in the win over Colgate. He finished the game with a plus-10 plus/minus impact
- Hit first basket of college career on a made 3-pointer against Jackson State
- Made collegiate debut in opening night win vs. Wright State
- Erupted for 12 points -- all off of 3-pointers -- in the second half of UK's exhibition win over Kentucky Wesleyan
- Played high school basketball at Harlan County, where he became the fifth all-time leading scorer in Kentucky high school basketball state history with 3,707 points
- Led Harlan County to state-runner up finish as a senior, scoring 32.3 points per game during the state tournament and hitting a Sweet 16 record 19 3-pointers
- Grandfather, Charles Bryant, played football at Kentucky from 1961-63

## Game-By-Game Statistics

Opponent	Date	GS	Min	FG-A	Pct.	3FG-A	Pct.	FT-A	Pct.	Off-Def-Tot	PF	Ast	TO	Blk	Stl	Pts
WRIGHT STATE	11/4	4	0-1	.000	0-1	.000	0-0	.000	0-1-1	1	0	0	0	0	0	0
BUCKNELL	11/9	4	0-1	.000	0-1	.000	0-0	.000	0-1-1	1	0	1	0	1	0	0
vs. Duke	11/12	DNP														
LIPSCOMB	11/19	7	0-1	.000	0-1	.000	0-0	.000	0-0-0	0	0	1	0	0	0	0
JACKSON STATE	11/22	3	1-1	1.000	1-1	1.000	0-0	.000	0-0-0	0	0	0	1	0	0	3
WKU	11/26	DNP														
GEORGIA STATE	11/29	2	0-0	.000	0-0	.000	0-0	.000	0-0-0	0	0	0	0	0	0	0
at Clemson	12/3	DNP														
vs. Gonzaga	12/7	DNP														
COLGATE	12/11	11	1-2	.500	1-2	.500	0-0	.000	0-1-1	0	1	0	0	0	0	3
LOUISVILLE	12/14	DNP														

## Career Statistics

Year	GP-GS	Min-Avg	FG-FGA	Pct	3FG-FGA	Pct	FT-FTA	Pct	Off-Def-Tot-Avg	PF-FO	Ast	TO	Blk	Stl	Pts	Avg
2024-25	6-0	30-4.9	2-6	.333	2-6	.333	0-0	.000	0-3-3-0.5	2-0	1	2	1	1	6	1.0
<b>TOTAL</b>	<b>6-0</b>	<b>30-4.9</b>	<b>2-6</b>	<b>.333</b>	<b>2-6</b>	<b>.333</b>	<b>0-0</b>	<b>.000</b>	<b>0-3-3-0.5</b>	<b>2-0</b>	<b>1</b>	<b>2</b>	<b>1</b>	<b>1</b>	<b>6</b>	<b>1.0</b>

# 10 BRANDON GARRISON

So. | Center | 6-10 | 245 | Oklahoma City | Oklahoma State



2024-25 SEASON/CAREER HIGHS*		
<b>Points</b>		
Season	10, vs. Gonzaga (12/7/24)	
Career	21, BYU (2/17/24)	
<b>Rebounds</b>		
Season	9, vs. Gonzaga (12/7/24)	
Career	10, 2x last S. CAROLINA ST. (12/31/23)	
<b>Field Goals</b>		
Season	4, 3x last vs. Gonzaga (12/7/24)	
Career	7, 2x last BYU (2/17/24)	
<b>Field Goals Attempted</b>		
Season	7, 3x last vs. Gonzaga (12/7/24)	
Career	9, KANSAS STATE (2/3/24)	
<b>3-Point Field Goals</b>		
Season	1, vs. Gonzaga (12/7/24)	
Career	1, vs. Gonzaga (12/7/24)	
<b>3-Point Field Goals Attempted</b>		
Season	2, 2x last vs. Gonzaga (12/7/24)	
Career	2, 2x last vs. Gonzaga (12/7/24)	
<b>Free Throws</b>		
Season	3, LOUISVILLE (12/14/24)	
Career	8, WEST VIRGINIA (1/27/24)	
<b>Free Throws Attempted</b>		
Season	4, LOUISVILLE (12/14/24)	
Career	12, BYU (2/17/24)	
<b>Assists</b>		
Season	6, JACKSON STATE (11/22/24)	
Career	6, 2x last JACKSON ST. (11/22/24)	
<b>Steals</b>		
Season	3, JACKSON STATE (11/22/24)	
Career	4, WEST VIRGINIA (1/27/24)	
<b>Blocked Shots</b>		
Season	3, JACKSON STATE (11/22/24)	
Career	6, HOUSTON CHRISTIAN (11/24/23)	
<b>Minutes Played</b>		
Season	24, LOUISVILLE (12/14/24)	
Career	38, BAYLOR (1/6/24)	
<b>MISCELLANEOUS</b>		
	<b>2024-25</b>	<b>CAREER*</b>
Dunks	5	27
Double-Figure		
Scoring Games	1	11
Double-Figure		
Rebounding Games	0	2
Games With		
Double-Double	0	1
Games Led UK		
in Scoring	0	2
Games Led UK		
in Rebounding	2	14
Games Led UK		
in Assists	1	4
Games Led UK		
in Steals	3	12
Games Led UK		
in Blocks	2	21
Games With		
3+ Assists	4	9
Games With		
3+ Blocks	1	9
Games With		
3+ Steals	1	2
Games With		
3+ Three-Pointers	0	0
*includes Oklahoma State statistics		

- Played season-high 24 minutes in win vs. Louisville, finishing with five points, four assists and four boards
- Set new season highs in both points (10) and rebounds (9) in win vs. Gonzaga. Also hit first career 3-pointer in the contest
- Played 23 minutes vs. Jackson State finishing with eight boards, six points, six assists, three blocks and three steals. His six assists tied a career-high
- Had eight points, five boards and a pair of blocks vs. Lipscomb
- Tallied eight points, all in the second half, in comeback win over No. 6 Duke in the Champions Classic
- Scored six points and dished out a team-high-tying five assists vs. Wright State, while also snatching four boards and two steals
- Spent his freshman season at Oklahoma State, starting the final 29 games of the season and averaging 7.5 points to go with 5.3 rebounds
- Had 47 total blocks, the fifth-most ever by a Cowboy freshman
- Increased his production during conference play, averaging 9.9 points in Big 12 action, including three 20-point outings
- 2023 McDonald's High School All-American
- Ranked as high as No. 30 by Rivals as a high school prospect and was also inside the top 50 in rankings by 247Sports, ESPN and On3
- 2023 Gatorade and MaxPreps Player of the Year in the state of Oklahoma

## Game-By-Game Statistics

Opponent	Date	GS	Min	FG-A	Pct.	3FG-A	Pct.	FT-A	Pct.	Off-Def-Tot	PF	Ast	TO	Blk	Stl	Pts
WRIGHT STATE	11/4		19	2-6	.333	0-0	.000	2-2	1.000	2-2-4	4	5	0	0	2	6
BUCKNELL	11/9		19	2-6	.333	0-1	.000	2-2	1.000	3-2-5	1	3	0	1	0	6
vs. Duke	11/12		18	4-5	.800	0-0	.000	0-0	.000	1-3-4	3	2	1	1	1	8
LIPSCOMB	11/19		20	4-7	.571	0-1	.000	0-0	.000	2-3-5	3	1	1	2	0	8
JACKSON STATE	11/22		23	3-7	.429	0-2	.000	0-0	.000	1-7-8	1	6	2	3	3	6
WKU	11/26		12	2-4	.500	0-1	.000	0-2	.000	0-5-5	2	1	1	0	1	4
GEORGIA STATE	11/29		DNP													
at Clemson	12/3		12	1-2	.500	0-0	.000	0-0	.000	1-1-2	2	0	2	0	0	2
vs. Gonzaga	12/7		17	4-7	.571	1-2	.500	1-1	1.000	3-6-9	2	1	3	1	0	10
COLGATE	12/11		18	2-6	.333	0-0	.000	0-2	.000	1-4-5	2	2	0	0	2	4
LOUISVILLE	12/14		24	1-2	.500	0-0	.000	3-4	.750	1-3-4	3	4	3	0	0	5

## Career Statistics

Year	GP-GS	Min-Avg	FG-FGA	Pct	3FG-FGA	Pct	FT-FTA	Pct	Off-Def-Tot-Avg	PF-FO	Ast	TO	Blk	Stl	Pts	Avg
2023-24	32-29	721-22.5	91-159	.572	0-0	.000	59-91	.648	43-125-168-5.3	89-3	47	52	47	26	241	7.5
2024-25	10-0	181-18.1	25-52	.481	1-7	.143	8-13	.615	15-36-51-5.1	23-0	25	13	8	9	59	5.9
<b>TOTAL</b>	<b>42-29</b>	<b>908-21.6</b>	<b>116-211</b>	<b>.550</b>	<b>1-7</b>	<b>.143</b>	<b>67-104</b>	<b>.644</b>	<b>58-162-220-5.2</b>	<b>112-3</b>	<b>72</b>	<b>66</b>	<b>55</b>	<b>35</b>	<b>300</b>	<b>7.1</b>

# 11

# TRAVIS PERRY

Fr. | Guard | 6-1 | 178 | Eddyville, Ky. | Lyon County HS



### 2024-25 SEASON/CAREER HIGHS

<b>Points</b>		
Season	5, JACKSON STATE (11/22/24)	
Career	5, JACKSON STATE (11/22/24)	
<b>Rebounds</b>		
Season	2, WRIGHT STATE (11/4/24)	
Career	2, WRIGHT STATE (11/4/24)	
<b>Field Goals</b>		
Season	1, 2x last JACKSON ST. (11/22/24)	
Career	1, 2x last JACKSON ST. (11/22/24)	
<b>Field Goals Attempted</b>		
Season	4, COLGATE (12/11/24)	
Career	4, COLGATE (12/11/24)	
<b>3-Point Field Goals</b>		
Season	1, JACKSON STATE (11/22/24)	
Career	1, JACKSON STATE (11/22/24)	
<b>3-Point Field Goals Attempted</b>		
Season	3, COLGATE (12/11/24)	
Career	3, COLGATE (12/11/24)	
<b>Free Throws</b>		
Season	2, JACKSON STATE (11/22/24)	
Career	2, JACKSON STATE (11/22/24)	
<b>Free Throws Attempted</b>		
Season	2, JACKSON STATE (11/22/24)	
Career	2, JACKSON STATE (11/22/24)	
<b>Assists</b>		
Season	1, BUCKNELL (11/9/24)	
Career	1, BUCKNELL (11/9/24)	
<b>Steals</b>		
Season	1, BUCKNELL (11/9/24)	
Career	1, BUCKNELL (11/9/24)	
<b>Blocked Shots</b>		
Season	-	
Career	-	
<b>Minutes Played</b>		
Season	9, COLGATE (12/11/24)	
Career	9, COLGATE (12/11/24)	
<b>MISCELLANEOUS</b>		
	<b>2024-25</b>	<b>CAREER</b>
Dunks	0	0
Double-Figure Scoring Games	0	0
Double-Figure Rebounding Games	0	0
Games With Double-Double	0	0
Games Led UK in Scoring	0	0
Games Led UK in Rebounding	0	0
Games Led UK in Assists	0	0
Games Led UK in Steals	0	0
Games Led UK in Blocks	0	0
Games With 3+ Assists	0	0
Games With 3+ Blocks	0	0
Games With 3+ Steals	0	0
Games With 3+ Three-Pointers	0	0

- Was plus-10 in seven minutes of action vs. Louisville
- Saw action in a season-high nine minutes in the win over Colgate
- Set new career high with five points against Jackson State, including his first made 3-pointer
- Scored his first points in the win over Lipscomb
- Made first college appearance vs. Wright State, playing the final 3:30 of the contest and grabbing two rebounds
- Picked up two steals in six minutes of action in exhibition victory over Minnesota State
- Played 15 minutes and contributed five points, five boards, three assists and a steal in the exhibition vs. Kentucky Wesleyan
- All-time leading scorer in Kentucky high school basketball history with 5,381 points while playing for Lyon County
- Won state championship with Lyon Country his senior year and was named Sweet 16 MVP
- 2024 Mr. Kentucky Basketball and two-time Gatorade State Player of the Year
- Four-star prospect ranked as high as No. 75 by Rivals and No. 77 by ESPN and 247Sports

### Game-By-Game Statistics

Opponent	Date	GS	Min	FG-A	Pct.	3FG-A	Pct.	FT-A	Pct.	Off-Def-Tot	PF	Ast	TO	Blk	Stl	Pts
WRIGHT STATE	11/4	4	0-2	.000	0-1	.000	0-0	.000	1-1-2	0	0	0	0	0	0	0
BUCKNELL	11/9	3	0-0	.000	0-0	.000	0-0	.000	0-0-0	0	1	0	0	0	1	0
vs. Duke	11/12	DNP														
LIPSCOMB	11/19	7	1-3	.333	0-1	.000	0-0	.000	0-0-0	2	0	1	0	0	0	2
JACKSON STATE	11/22	6	1-2	.500	1-1	1.000	2-2	1.000	0-1-1	0	0	0	0	0	0	5
WKU	11/26	DNP														
GEORGIA STATE at Clemson	11/29	2	0-0	.000	0-0	.000	0-0	.000	0-0-0	0	0	0	0	0	0	0
12/3	DNP															
vs. Gonzaga	12/7	3	0-1	.000	0-1	.000	0-0	.000	0-0-0	0	0	0	0	0	0	0
COLGATE	12/11	9	0-4	.000	0-3	.000	0-0	.000	1-0-1	1	0	0	0	0	0	0
LOUISVILLE	12/14	7	0-0	.000	0-0	.000	0-0	.000	1-0-1	0	0	1	0	0	0	0


### Career Statistics

Year	GP-GS	Min-Avg	FG-FGA	Pct	3FG-FGA	Pct	FT-FTA	Pct	Off-Def-Tot-Avg	PF-FO	Ast	TO	Blk	Stl	Pts	Avg
2024-25	8-0	40-4.9	2-12	.167	1-7	.143	2-2	1.000	3-2-5-0.6	3-0	1	2	0	1	7	0.9
<b>TOTAL</b>	<b>8-0</b>	<b>40-4.9</b>	<b>2-12</b>	<b>.167</b>	<b>1-7</b>	<b>.143</b>	<b>2-2</b>	<b>1.000</b>	<b>3-2-5-0.6</b>	<b>3-0</b>	<b>1</b>	<b>2</b>	<b>0</b>	<b>1</b>	<b>7</b>	<b>0.9</b>

# 13

# GRANT DARBYSHIRE

Jr. | Guard | 6-2 | 188 | Cincinnati | Sycamore HS



### 2024-25 SEASON/CAREER HIGHS

<b>Points</b>		
Season	-	-
Career	-	-
<b>Rebounds</b>		
Season	-	-
Career	-	-
<b>Field Goals</b>		
Season	-	-
Career	-	-
<b>Field Goals Attempted</b>		
Season	-	-
Career	-	-
<b>3-Point Field Goals</b>		
Season	-	-
Career	-	-
<b>3-Point Field Goals Attempted</b>		
Season	-	-
Career	-	-
<b>Free Throws</b>		
Season	-	-
Career	-	-
<b>Free Throws Attempted</b>		
Season	-	-
Career	-	-
<b>Assists</b>		
Season	-	-
Career	-	-
<b>Steals</b>		
Season	-	-
Career	-	-
<b>Blocked Shots</b>		
Season	-	-
Career	-	-
<b>Minutes Played</b>		
Season	-	-
Career	1, 4x last at Vanderbilt (2/6/23)	-
<b>MISCELLANEOUS</b>		
	<b>2024-25</b>	<b>CAREER</b>
Dunks	0	0
Double-Figure Scoring Games	0	0
Double-Figure Rebounding Games	0	0
Games With Double-Double	0	0
Games Led UK in Scoring	0	0
Games Led UK in Rebounding	0	0
Games Led UK in Assists	0	0
Games Led UK in Steals	0	0
Games Led UK in Blocks	0	0
Games With 3+ Assists	0	0
Games With 3+ Blocks	0	0
Games With 3+ Steals	0	0
Games With 3+ Three-Pointers	0	0

- One of two returning members from the 2023-24 roster
- Appeared in four games as a sophomore last season seeing action against Marshall, Louisville, Illinois State and Vanderbilt
- Served as the captain for Sycamore High School his senior year and helped lead the team to the Greater Miami Conference Championship
- Was a summa cum laude graduate and National Merit Scholar Com-mended, a member of the National Honor Society and the Spanish National Honor Society

### Game-By-Game Statistics

Opponent	Date	GS	Min	FG-A	Pct.	3FG-A	Pct.	FT-A	Pct.	Off-Def-Tot	PF	Ast	TO	Blk	Stl	Pts
WRIGHT STATE	11/4				DNP											
BUCKNELL	11/9				DNP											
vs. Duke	11/12				DNP											
LIPSCOMB	11/19				DNP											
JACKSON STATE	11/22				DNP											
WKU	11/26				DNP											
GEORGIA STATE	11/29				DNP											
at Clemson	12/3				DNP											
vs. Gonzaga	12/9				DNP											
COLGATE	12/11				DNP											
LOUISVILLE	12/14				DNP											

### Career Statistics

Year	GP-GS	Min-Avg	FG-FGA	Pct	3FG-FGA	Pct	FT-FTA	Pct	Off-Def-Tot-Avg	PF-FO	Ast	TO	Blk	Stl	Pts	Avg
2023-24	4-0	3.0-7	0-0	.000	0-0	.000	0-0	.000	0-0-0-0.0	0-0	0	0	0	0	0	0.0
Career	4-0	3.0-7	0-0	.000	0-0	.000	0-0	.000	0-0-0-0.0	0-0	0	0	0	0	0	0.0

# 15 ANSLEY ALMONOR

Sr. | Forward | 6-7 | 232 | Spring Valley, N.Y. | Fairleigh Dickinson



2024-25 SEASON/CAREER HIGHS*		
<b>Points</b>		
Season	12, GEORGIA STATE (11/29/24)	
Career	30, at Le Moyne (2/24/24)	
<b>Rebounds</b>		
Season	4, 2x last GEORGIA ST. (11/29/24)	
Career	10, at Buffalo (11/6/23)	
<b>Field Goals</b>		
Season	5, WRIGHT STATE (11/4/24)	
Career	11, vs. Jacksonville (11/25/23)	
<b>Field Goals Attempted</b>		
Season	8, BUCKNELL (11/9/24)	
Career	20, vs. Jacksonville (11/25/23)	
<b>3-Point Field Goals</b>		
Season	2, 3x last GEORGIA ST. (11/29/24)	
Career	6, 5x last at C. Connecticut (1/25/24)	
<b>3-Point Field Goals Attempted</b>		
Season	6, BUCKNELL (11/9/24)	
Career	12, 2x last at C. Connecticut (1/25/24)	
<b>Free Throws</b>		
Season	3, LIPSCOMB (11/19/24)	
Career	9, at Stonehill (1/19/24)	
<b>Free Throws Attempted</b>		
Season	3, LIPSCOMB (11/19/24)	
Career	9, at Stonehill (1/19/24)	
<b>Assists</b>		
Season	1, 3x last WKU (11/26/24)	
Career	4, 5x last at Sacred Heart (2/22/24)	
<b>Steals</b>		
Season	2, 2x last at Clemson (12/3/24)	
Career	2, 8x las at Clemson (12/3/24)	
<b>Blocked Shots</b>		
Season	2, BUCKNELL (11/9/24)	
Career	3, 3x last at Long Island (2/15/24)	
<b>Minutes Played</b>		
Season	24, GEORGIA STATE (11/29/24)	
Career	39, at Long Island (2/15/24)	
<b>MISCELLANEOUS</b>		
Dunks	0	6
Double-Figure		
Scoring Games	3	56
Double-Figure		
Rebounding Games	0	1
Games With		
Double-Double	0	0
Games Led UK		
in Scoring	0	26
Games Led UK		
in Rebounding	0	12
Games Led UK		
in Assists	0	8
Games Led UK		
in Steals	1	5
Games Led UK		
in Blocks	1	35
Games With		
3+ Assists	0	15
Games With		
3+ Blocks	0	3
Games With		
3+ Steals	0	0
Games With		
3+ Three-Pointers	0	34
*includes Fairleigh Dickinson statistics		

- Pitched in five points in win over No. 7 Gonzaga in Seattle
- Played a season-high 24 minutes against Georgia State, scoring a season-high 12 points on 4-of-5 shooting and hitting two 3s. He also had two swipes, his first steals of the season
- Scored 10 points and had two made 3s in win over Jackson State
- Has made at least one 3-pointer in 28 straight games
- Tallied nine points and led the Cats with two blocks vs. Bucknell
- Was one of six Wildcats in double-figures in season-opening win over Wright State, finishing with 11 points on 5-of-7 shooting
- Spent first three seasons of college career at Fairleigh Dickinson where he was a 1,000-point scorer
- First-Team All-NEC in 2023-24 averaging 16.4 points per game and draining 93 3-pointers, tying a single-season FDU record and leading the conference in made threes
- Was the NEC's Most Improved Player, a Third Team All-NEC selection and a member of the NEC All-Tournament Team in 2022-23
- Was part of FDU team that became just the second-ever No. 16 seed to knock off a No. 1 seed in the NCAA Tournament as the Knights beat Purdue in the first round of the 2023 NCAA Tournament
- Made 180 threes while at Fairleigh Dickinson, the fourth most in program history

## Game-By-Game Statistics

Opponent	Date	GS	Min	FG-A	Pct.	3FG-A	Pct.	FT-A	Pct.	Off-Def-Tot	PF	Ast	TO	Blk	Stl	Pts
WRIGHT STATE	11/4		13	5-7	.714	1-3	.333	0-0	.000	0-2-2	1	1	0	0	0	11
BUCKNELL	11/9		14	3-8	.375	2-6	.333	1-2	.500	4-0-4	0	0	0	2	0	9
vs. Duke	11/12		10	1-2	.500	1-2	.500	0-0	.000	0-0-0	1	1	0	0	0	3
LIPSCOMB	11/19		12	1-2	.500	1-2	.500	3-3	1.000	0-2-2	2	0	0	0	0	6
JACKSON STATE	11/22		15	3-6	.500	2-5	.400	2-2	1.000	0-3-3	2	0	1	0	0	10
WKU	11/26		7	0-1	.000	0-0	.000	0-0	.000	1-0-1	0	1	0	0	0	0
GEORGIA STATE	11/29		24	4-5	.800	2-3	.667	2-2	1.000	1-3-4	3	0	0	0	2	12
at Clemson	12/3		13	1-4	.250	0-2	.000	0-0	.000	0-0-0	1	0	1	0	2	2
vs. Gonzaga	12/7		10	1-4	.250	1-3	.333	2-2	1.000	0-0-0	1	0	0	0	0	5
COLGATE	12/11		11	1-2	.500	0-1	.000	0-0	.000	0-0-0	0	0	0	0	0	2
LOUISVILLE	12/14		8	0-1	.000	0-1	.000	0-0	.000	0-1-1	1	0	0	0	0	0

## Career Statistics


Year	GP-GS	Min-Avg	FG-FGA	Pct	3FG-FGA	Pct	FT-FTA	Pct	Off-Def-Tot-Avg	PF-FO	Ast	TO	Blk	Stl	Pts	Avg
2021-22	24-4	232-9.7	30-63	.476	12-35	.343	11-15	.733	12-29-41-1.7	23-0	6	9	4	3	83	3.5
2022-23	36-34	1003-27.9	173-399	.434	75-197	.381	68-79	.861	53-119-172-4.8	106-4	49	60	24	20	489	13.6
2023-24	32-31	1025-32.0	178-408	.436	93-236	.394	76-95	.800	28-134-162-5.1	72-0	54	50	22	15	525	16.4
2024-25	11-0	136-12.4	20-42	.476	10-28	.357	10-11	.909	8-11-19-1.7	12-0	3	2	2	4	60	5.5
<b>TOTAL</b>	<b>103-69</b>	<b>2397-23.3</b>	<b>401-912</b>	<b>.440</b>	<b>190-496</b>	<b>.383</b>	<b>165-200</b>	<b>.825</b>	<b>101-293-394-3.8</b>	<b>213-4</b>	<b>112</b>	<b>121</b>	<b>52</b>	<b>42</b>	<b>1157</b>	<b>11.2</b>





# WALKER HORN

Jr. | Guard | 6-3 | 183 | Austin, Texas | Westlake HS



### 2024-25 SEASON/CAREER HIGHS

<b>Points</b>		
Season	-	
Career	-	
<b>Rebounds</b>		
Season	-	
Career	1, S. CAROLINA ST. (11/17/22)	
<b>Field Goals</b>		
Season	-	
Career	-	
<b>Field Goals Attempted</b>		
Season	-	
Career	1, NORTH FLORIDA (11/23/22)	
<b>3-Point Field Goals</b>		
Season	-	
Career	-	
<b>3-Point Field Goals Attempted</b>		
Season	-	
Career	1, NORTH FLORIDA (11/23/22)	
<b>Free Throws</b>		
Season	-	
Career	-	
<b>Free Throws Attempted</b>		
Season	-	
Career	-	
<b>Assists</b>		
Season	-	
Career	1, S. CAROLINA ST. (11/17/22)	
<b>Steals</b>		
Season	-	
Career	-	
<b>Blocked Shots</b>		
Season	-	
Career	-	
<b>Minutes Played</b>		
Season	1, 2x, last JACKSON ST. (11/22/24)	
Career	2, 5x, last at Louisville (12/21/23)	
<b>MISCELLANEOUS</b>	<b>2024-25</b> <b>CAREER*</b>	
Dunks	0	0
Double-Figure		
Scoring Games	0	0
Double-Figure		
Rebounding Games	0	0
Games With		
Double-Double	0	0
Games Led UK		
in Scoring	0	0
Games Led UK		
in Rebounding	0	0
Games Led UK		
in Assists	0	0
Games Led UK		
in Steals	0	0
Games Led UK		
in Blocks	0	0
Games With		
3+ Assists	0	0
Games With		
3+ Blocks	0	0
Games With		
3+ Steals	0	0
Games With		
3+ Three-Pointers	0	0

- Played final minute vs. Jackson State
- Played final minute in win over Wright State to begin the season
- Contributed an assist against Minnesota State in exhibition win
- Dished out an assist and snared a steal in two minutes of exhibition vs. Kentucky Wesleyan
- One of two returning members from the 2023-24 roster
- Has appeared in eight games in college career including four last season
- Son of Darrin Horn, the current head men's basketball coach at Northern Kentucky University
- State semifinalist at Westlake as a senior, helping team to a 38-2 record while averaging 9.3 points, 5.2 assists and 2.4 rebounds
- Graduated high school cum laude and was a recipient of a Kentucky Provost Academic Scholarship

### Game-By-Game Statistics

Opponent	Date	GS	Min	FG-A	Pct.	3FG-A	Pct.	FT-A	Pct.	Off-Def-Tot	PF	Ast	TO	Blk	Stl	Pts
WRIGHT STATE	11/4	1		0-0	.000	0-0	.000	0-0	.000	0-0-0	0	0	0	0	0	0
BUCKNELL	11/9		DNP													
vs. Duke	11/12		DNP													
LIPSCOMB	11/19		DNP													
JACKSON STATE	11/22	1		0-0	.000	0-0	.000	0-0	.000	0-0-0	0	0	0	0	0	0
WKU	11/26		DNP													
GEORGIA STATE	11/29		DNP													
at Clemson	12/3		DNP													
vs. Gonzaga	12/7		DNP													
COLGATE	12/11		DNP													
LOUISVILLE	12/14		DNP													

### Career Statistics

Year	GP-GS	Min-Avg	FG-FGA	Pct	3FG-FGA	Pct	FT-FTA	Pct	Off-Def-Tot-Avg	PF-FO	Ast	TO	Blk	Stl	Pts	Avg
2022-23	4-0	8-2.0	0-1	.000	0-1	.000	0-0	.000	0-1-1-0.3	1-0	1	4	0	0	0	0.0
2023-24	4-0	3-0.8	0-0	.000	0-0	.000	0-0	.000	0-0-0-0.0	0-0	0	0	0	0	0	0.0
2024-25	2-0	2-1.0	0-0	.000	0-0	.000	0-0	.000	0-0-0-0.0	0-0	0	0	0	0	0	0.0
<b>TOTAL</b>	<b>10-0</b>	<b>13-1.3</b>	<b>0-1</b>	<b>.000</b>	<b>0-1</b>	<b>.000</b>	<b>0-0</b>	<b>.000</b>	<b>0-1-1-0.1</b>	<b>1-0</b>	<b>1</b>	<b>4</b>	<b>0</b>	<b>0</b>	<b>0</b>	<b>0.0</b>



2024-25 SEASON/CAREER HIGHS*		
<b>Points</b>		
Season	15, COLGATE (12/11/24)	
Career	23, at Elon (1/28/23)	
<b>Rebounds</b>		
Season	14, BUCKNELL (11/9/24)	
Career	19, UNC WILMINGTON (2/24/22)	
<b>Field Goals</b>		
Season	6, COLGATE (12/11/24)	
Career	9, 2x last at Col. of Charleston (2/10/24)	
<b>Field Goals Attempted</b>		
Season	12, vs. Duke (11/12/24)	
Career	18, at College of Charleston (2/10/24)	
<b>3-Point Field Goals</b>		
Season	-	
Career	1, 8x last vs. Villanova (12/2/23)	
<b>3-Point Field Goals Attempted</b>		
Season	-	
Career	3, at Northeastern (1/14/23)	
<b>Free Throws</b>		
Season	6, 2x last GEORGIA ST. (11/29/24)	
Career	9, 2x last MONMOUTH (1/18/24)	
<b>Free Throws Attempted</b>		
Season	10, WKU (11/26/24)	
Career	13, MONMOUTH (1/18/24)	
<b>Assists</b>		
Season	4, LOUISVILLE (12/14/24)	
Career	6, PENN ST.-GR. ALLEGHENY (12/18/23)	
<b>Steals</b>		
Season	1, 4x last LOUISVILLE (12/14/24)	
Career	4, 2x last LAFAYETTE (11/30/22)	
<b>Blocked Shots</b>		
Season	4, WKU (11/26/24)	
Career	6, 3x last at Old Dominion (11/26/23)	
<b>Minutes Played</b>		
Season	28, at Clemson (12/3/24)	
Career	35, 2x last TOWSON (2/11/23)	
<b>MISCELLANEOUS</b>		
	<b>2024-25</b>	<b>CAREER*</b>
Dunks	16	104
Double-Figure Scoring Games	6	69
Double-Figure Rebounding Games	5	35
Games With Double-Double	2	26
Games Led UK in Scoring	0	27
Games Led UK in Rebounding	7	69
Games Led UK in Assists	1	17
Games Led UK in Steals	0	35
Games Led UK in Blocks	6	82
Games With 3+ Assists	5	32
Games With 3+ Blocks	2	31
Games With 3+ Steals	0	6
Games With 3+ Three-Pointers	0	0
<i>*includes Drexel statistics</i>		

- Notched a season-high 15 points and added eight boards vs. Colgate
- Scored 12 points on 5-of-8 shooting in win vs. Gonzaga, and also had three rebounds and two blocks
- Had nine points, 11 rebounds, three blocks and two assists at Clemson
- Tallied a season-high 14 points, all in the second half, in win against Georgia State. He also added six rebounds and three assists and was a perfect 6 of 6 from the charity stripe in the win
- Posted eight points, 10 rebounds, four blocks and three steals vs. WKU
- Registered his third game with double-digit boards, snaring 11 and adding nine points in the win over Lipscomb
- Had a team-best eight rebounds, while also scoring 10 points and swatting two shots in win over No. 6 Duke
- Notched a second double-double with 13 points and 14 rebounds in the win over Bucknell
- Registered a double-double in UK debut, going for 12 points and 13 rebounds vs. Wright State
- Played four seasons at Drexel where he was the first ever player to be named CAA Defensive Player of the Year in three straight seasons (2022, 2023, 2024) and a 1,000-point scorer
- First Team All-CAA in 2023-24 after averaging 12.2 points, 7.8 rebounds and 1.8 blocks
- First Team All-CAA pick in 2022-23 when he averaged a career-best 13.7 points per game to go along with 69 assists, 67 blocks and 41 steals
- Finished Drexel career with 186 blocks, fifth all-time in school history
- Third Team All-CAA in 2021-22 as a sophomore

### Game-By-Game Statistics

Opponent	Date	GS	Min	FG-A	Pct.	3FG-A	Pct.	FT-A	Pct.	Off-Def-Tot	PF	Ast	TO	Blk	Stl	Pts
WRIGHT STATE	11/4	*	20	5-6	.833	0-0	.000	2-6	.333	1-12-13	2	3	4	1	1	12
BUCKNELL	11/9	*	20	5-8	.625	0-0	.000	3-5	.600	5-9-14	1	2	5	1	0	13
vs. Duke	11/12	*	20	3-12	.250	0-0	.000	4-5	.800	3-5-8	0	2	1	2	0	10
LIPSCOMB	11/19	*	20	4-5	.800	0-0	.000	1-3	.333	3-8-11	1	2	2	2	0	9
JACKSON STATE	11/22	*	17	2-3	.667	0-0	.000	0-0	.000	1-7-8	0	3	0	2	0	4
WKU	11/26	*	19	1-4	.250	0-0	.000	6-10	.600	2-8-10	2	3	6	4	0	8
GEORGIA STATE	11/29	*	20	4-6	.667	0-0	.000	6-6	1.000	2-4-6	3	3	1	0	1	14
at Clemson	12/3	*	28	4-8	.500	0-0	.000	1-2	.500	2-9-11	3	2	4	3	1	9
vs. Gonzaga	12/7	*	26	5-8	.625	0-0	.000	2-2	1.000	0-3-3	2	4	1	0	0	12
COLGATE	12/11	*	22	6-8	.750	0-0	.000	3-5	.600	4-4-8	1	2	1	1	0	15
LOUISVILLE	12/14	*	16	2-4	.500	0-0	.000	2-4	.500	1-7-8	1	4	0	0	1	6

### Career Statistics

Year	GP-GS	Min-Avg	FG-FGA	Pct	3FG-FGA	Pct	FT-FTA	Pct	Off-Def-Tot-Avg	PF-FO	Ast	TO	Blk	Stl	Pts	Avg
2020-21	15-0	60-4.0	6-14	.429	0-2	.000	4-7	.571	2-13-15-1.0	8-0	9	5	5	1	16	1.1
2021-22	28-17	577-20.6	98-188	.521	3-6	.500	67-106	.632	63-141-204-7.3	56-2	31	51	57	17	266	9.5
2022-23	30-30	820-27.3	156-298	.523	4-15	.267	94-155	.606	64-200-264-8.8	51-0	69	86	67	41	410	13.7
2023-24	32-32	731-22.8	139-269	.517	1-3	.333	110-168	.655	79-170-249-7.8	45-0	62	76	57	27	389	12.2
2024-25	11-11	228-20.7	41-72	.569	0-0	.000	30-48	.625	24-76-100-9.1	17-0	26	24	18	4	112	10.2
<b>TOTAL</b>	<b>116-90</b>	<b>2419-20.9</b>	<b>440-841</b>	<b>.523</b>	<b>8-26</b>	<b>.308</b>	<b>305-484</b>	<b>.630</b>	<b>232-600-832-7.2</b>	<b>177-2</b>	<b>197</b>	<b>242</b>	<b>204</b>	<b>90</b>	<b>1193</b>	<b>10.3</b>

# 77 KERR KRIISA

Sr. | Guard | 6-3 | 190 | Tartu, Estonia | West Virginia



## 2024-25 SEASON/CAREER HIGHS\*

<b>Points</b>		
Season	9, GEORGIA STATE (11/29/24)	
Career	25, at Kansas State (2/26/24)	
<b>Rebounds</b>		
Season	4, 2x last WKU (11/26/24)	
Career	11, SOUTHERN (11/11/22)	
<b>Field Goals</b>		
Season	3, vs. Gonzaga (12/7/24)	
Career	8, 2x last at Kansas State (2/26/24)	
<b>Field Goals Attempted</b>		
Season	9, vs. Duke (11/12/24)	
Career	20, at Kansas State (2/26/24)	
<b>3-Point Field Goals</b>		
Season	2, 4x last vs. Gonzaga (12/7/24)	
Career	7, at Utah (2/24/22)	
<b>3-Point Field Goals Attempted</b>		
Season	7, vs. Duke (11/12/24)	
Career	15, vs. UMass (12/16/23)	
<b>Free Throws</b>		
Season	4, GEORGIA STATE (11/29/24)	
Career	6, 3x last at Arizona State (12/31/22)	
<b>Free Throws Attempted</b>		
Season	4, GEORGIA STATE (11/29/24)	
Career	7, at Arizona State (12/31/22)	
<b>Assists</b>		
Season	12, BUCKNELL (11/9/24)	
Career	12, 2x last BUCKNELL (11/9/24)	
<b>Steals</b>		
Season	1, 4x last at Clemson (12/3/24)	
Career	4, vs. Michigan (11/21/21)	
<b>Blocked Shots</b>		
Season	1, 2x last JACKSON ST. (11/22/24)	
Career	1, 7x last JACKSON ST. (11/22/24)	
<b>Minutes Played</b>		
Season	27, vs. Gonzaga (12/7/24)	
Career	40, at Kansas State (2/26/24)	
<b>MISCELLANEOUS</b>		
	<b>2024-25</b>	<b>CAREER*</b>
Dunks	0	0
Double-Figure		
Scoring Games	0	47
Double-Figure		
Rebounding Games	0	2
Games With		
Double-Double	0	4
Games Led UK		
in Scoring	0	10
Games Led UK		
in Rebounding	0	3
Games Led UK		
in Assists	4	62
Games Led UK		
in Steals	1	23
Games Led UK		
in Blocks	0	0
Games With		
3+ Assists	5	80
Games With		
3+ Blocks	0	0
Games With		
3+ Steals	0	5
Games With		
3+ Three-Pointers	0	42
<i>*includes Arizona/West Virginia statistics</i>		

- Made first start of the season vs. Gonzaga and tallied nine points, four assists and three rebounds before leaving in the second half due to injury that will keep him out indefinitely
- With his first 3-pointer of the game vs. the Zags, he eclipsed 1,000 career points in his collegiate career
- Registered a season-high nine points in win over Georgia State while also dishing out four assists
- Had team-leading seven assists in win over Jackson State
- Hit a pair of 3-point shots to help Wildcats defeat No. 6 Duke in Champions Classic
- Drained a pair of 3s to couple with a game-high and career-high-tying 12 assists against Bucknell
- Played at West Virginia in 2023-24, averaging 11.0 points and 4.7 assists per game while hitting 61 3s at a 42.4% clip
- Played first three seasons of college career at Arizona
- Led the Pac-12 in total assists in back-to-back seasons (2022 and 2023), the first Pac-12 player to do so since Brandon Granville of USC in 2000 and 2001
- Had two triple-doubles while at Arizona, one of five players in Pac-12 history to record multiple triple-doubles
- First career triple-double came on Feb. 24, 2022 against Utah when he totaled 21 points, 10 rebounds and 10 assists. Posted second career triple-double on Nov. 11, 2022 against Southern with 14 points, 12 assists and 11 rebounds

## Game-By-Game Statistics

Opponent	Date	GS	Min	FG-A	Pct.	3FG-A	Pct.	FT-A	Pct.	Off-Def-Tot	PF	Ast	TO	Blk	Stl	Pts
WRIGHT STATE	11/4		14	0-2	.000	0-2	.000	0-0	.000	1-0-1	0	5	1	0	1	0
BUCKNELL	11/9		21	2-5	.400	2-5	.400	0-0	.000	1-3-4	2	12	2	1	0	6
vs. Duke	11/12		17	2-9	.222	2-7	.286	0-0	.000	0-2-2	2	0	0	0	0	6
LIPSCOMB	11/19		16	1-3	.333	1-3	.333	0-0	.000	0-1-1	1	2	1	0	1	3
JACKSON STATE	11/22		12	0-2	.000	0-2	.000	0-0	.000	0-3-3	0	7	3	1	0	0
WKU	11/26		12	2-5	.400	2-5	.400	2-2	1.000	1-3-4	3	0	1	0	0	8
GEORGIA STATE	11/29		16	2-6	.333	1-5	.200	4-4	1.000	0-2-2	0	4	0	0	1	9
at Clemson	12/3		21	0-4	.000	0-4	.000	0-1	.000	0-2-2	0	0	0	0	1	0
vs. Gonzaga	12/7	*	27	3-7	.429	2-5	.400	0-0	.000	3-0-3	2	4	1	0	0	8
COLGATE	12/11			DNP												
LOUISVILLE	12/14			DNP												

## Career Statistics

Year	GP-GS	Min-Avg	FG-FGA	Pct	3FG-FGA	Pct	FT-FTA	Pct	Off-Def-Tot-Avg	PF-FO	Ast	TO	Blk	Stl	Pts	Avg
2020-21	8-5	185-23.1	14-42	.333	14-38	.368	2-2	1.000	1-3-4-0.5	12-0	19	10	0	3	44	5.5
2021-22	33-31	975-29.5	100-287	.348	80-238	.336	40-49	.816	17-67-84-2.5	59-1	155	72	3	19	320	9.7
2022-23	35-34	1090-31.2	109-293	.372	83-227	.366	46-60	.767	12-71-83-2.4	82-2	180	91	1	20	347	9.9
2023-24	23-23	768-33.4	81-189	.429	61-144	.424	31-40	.775	1-56-57-2.5	58-2	109	67	1	19	254	11.0
2024-25	9-1	157-17.4	12-43	.279	10-38	.263	6-7	.857	6-16-22-2.4	10-0	34	9	2	4	40	4.4
<b>TOTAL</b>	<b>108-94</b>	<b>3175-29.4</b>	<b>316-854</b>	<b>.370</b>	<b>248-685</b>	<b>.362</b>	<b>125-158</b>	<b>.791</b>	<b>37-213-250-2.3</b>	<b>221-5</b>	<b>497</b>	<b>249</b>	<b>7</b>	<b>65</b>	<b>1005</b>	<b>9.3</b>

# BOX SCORES

## GAME 1 #23/23 KENTUCKY 103, WRIGHT STATE 62



Official Basketball Box Score - Final  
**Wright St. at Kentucky**  
11/09/24 Rupp Arena, Lexington  
2024-25 Men's Basketball

Game Time: 7:00 PM  
Game Duration: 1:54  
Attendance: 19,655

Officials: Todd Austin, Jason Baker, Michael Wallace

Wright St. - 62

NO. Name	Min	FG M-A	3P M-A	FT M-A	Rebounds		Fouls		TP	AS	TO	ST	Blocks		+/-	
					OR	DR	PF	FD					BS	BA		
14 Brandon Noel	F	33:30	8-21	1-8	3-3	2	6	8	0	4	20	2	1	0	-32	
33 Michael Imariagbe	F	12:45	0-2	0-0	1-2	1	1	2	1	2	1	0	0	0	-14	
3 Alex Hubregtse	G	33:54	6-12	2-7	2-3	0	3	3	1	3	16	2	2	0	1	-37
4 Keaton Norris	G	26:54	0-9	0-3	0-0	1	0	1	3	1	0	3	1	2	0	-28
21 Logan Woods	G	17:38	1-2	0-1	2-2	0	2	2	2	1	4	0	3	0	1	-14
2 Drey Carter	F	17:16	1-3	1-2	0-0	1	0	1	1	0	0	3	1	0	0	-18
13 Solomon Callaghan	F	18:26	7-9	1-3	0-0	0	2	2	1	1	15	0	1	0	0	-18
22 Andrew Welage	F	14:04	1-6	0-3	0-0	3	1	4	1	0	2	1	1	0	0	-14
23 Jack Doumba	G	10:36	0-2	0-0	0-0	2	2	2	2	0	0	2	0	0	0	-19
51 Ayden Davis	F	12:47	0-1	0-0	1-2	2	1	3	1	2	1	0	0	0	0	-11
15 Braden Grant	G	01:05	0-1	0-0	0-0	0	1	1	0	0	0	0	0	0	0	0
24 Ben Southerland	G	01:05	0-0	0-0	0-0	0	1	1	0	0	0	0	0	0	0	0
Team						1	1	2								
Totals			24-68	5-27	9-12	11	21	32	12	14	62	8	12	4	1	-41

Technical Fouls: NONE

Kentucky - 103

NO. Name	Min	FG M-A	3P M-A	FT M-A	Rebounds		Fouls		TP	AS	TO	ST	Blocks		+/-		
					OR	DR	PF	FD					BS	BA			
7 Andrew Carr	F	20:53	3-5	1-2	4-4	0	2	2	1	2	11	3	0	0	0	32	
22 Amari Williams	F	19:56	5-6	0-0	2-6	1	12	13	3	2	13	3	4	1	0	30	
00 Otega Oweh	G	27:10	8-9	3-3	2-2	0	3	3	2	1	21	1	0	1	0	31	
1 Lamont Butler	G	22:08	6-12	0-2	2-3	1	4	5	2	14	5	1	3	1	0	24	
2 Jaxson Robinson	G	21:04	3-6	2-5	0-0	1	4	5	0	1	8	3	1	0	0	24	
4 Koby Brea	G	20:08	7-8	4-4	0-0	2	2	2	0	0	18	2	0	0	0	14	
10 Brandon Garrison	F	18:39	2-6	0-0	2-2	2	2	4	4	1	6	5	0	2	0	0	11
5 Collin Chandler	F	14:41	0-1	0-1	2-2	0	0	0	0	1	2	2	0	0	0	15	
15 Anshley Almonor	G	12:54	5-7	1-3	0-0	0	2	2	1	0	11	1	0	0	0	6	
77 Kerr Krisia	F	14:22	0-2	0-2	0-0	1	0	1	0	0	5	1	1	0	0	16	
9 Trent Noah	G	03:30	0-1	0-1	0-0	0	1	1	0	0	0	0	0	0	0	1	
11 Travis Perry	G	03:30	0-2	0-1	0-0	0	1	2	0	0	0	0	0	0	1	1	
21 Walker Horn	G	01:05	0-0	0-0	0-0	0	0	0	0	0	0	0	0	0	0	0	
Team						0	1	1									
Totals			39-65	11-24	14-19	7	34	41	14	12	103	30	7	11	4	41	

Technical Fouls: NONE

WSU	UKY
Biggest lead	0 (1st 20:00) 44 (2nd 4:57)
Best Scoring Run	5 (2nd 3:30) 14 (2nd 15:12)
Lead Changes	0
Times Tied	1
Time with Lead	00:00 39:44

Points from Turnovers	WSU	UKY
Paint	26	56
Second Chance	10	8
Fast Breaks	5	36
Bench	21	37

Period by Period Scoring	1st	2nd	TOT
WSU	24	38	62
UKY	46	57	103

## GAME 2 #23/23 KENTUCKY 100, BUCKNELL 72



Official Basketball Box Score - Final  
**Bucknell at Kentucky**  
11/09/24 Rupp Arena, Lexington  
2024-25 Men's Basketball

Game Time: 4:00 PM  
Game Duration: 1:52  
Attendance: 20,048

Officials: Vladimir Voyardz-Tadal, Garrick Shannon, Tony Chiazza

Bucknell - 72

NO. Name	Min	FG M-A	3P M-A	FT M-A	Rebounds		Fouls		TP	AS	TO	ST	Blocks		+/-		
					OR	DR	PF	FD					BS	BA			
1 Ian Motta	F	25:35	7-14	3-5	1-2	1	2	3	3	2	18	2	2	0	0	-7	
22 Ruot Bjiek	F	03:56	0-2	0-0	0-0	0	0	0	0	0	0	0	0	0	0	-7	
3 Noah Williams	G	23:59	3-12	1-8	0-0	5	5	3	1	7	2	1	1	0	0	-15	
5 Elvin Edmonds IV	G	28:17	3-9	2-5	0-0	2	2	2	0	4	8	5	2	0	0	-17	
13 Josh Bascoe	G	30:29	6-12	2-5	1-1	4	4	5	1	4	15	2	2	0	0	-19	
23 Pip Ajayi	F	17:17	2-4	0-0	0-0	5	4	9	1	0	4	1	0	1	0	-15	
2 Jayden Williams	F	16:14	1-6	0-1	0-0	0	0	0	0	1	0	2	2	0	0	-12	
24 Achille Spadone	G	20:52	2-5	1-2	0-3	1	5	6	1	1	5	0	0	1	0	-8	
10 Brandon McCreesh	F	17:13	2-5	1-3	0-0	1	1	1	1	1	5	3	2	2	0	-19	
11 Brady Muller	F	07:25	1-1	1-1	0-0	0	0	0	0	1	0	3	1	1	0	-8	
4 Josh Fulton	G	04:17	1-1	0-0	0-0	0	0	0	0	0	0	2	0	0	0	-3	
0 Patrick O'Brien	G	03:11	1-2	1-1	0-0	1	0	1	0	2	0	3	0	1	1	0	-4
32 Kellen Welch	G	01:15	0-0	0-0	0-0	0	0	0	0	0	0	0	0	0	0	-1	
Team						3	0	3									
Totals			29-73	12-33	2-6	12	23	35	14	12	72	18	14	8	1	6	-28

Technical Fouls: NONE

Kentucky - 100

NO. Name	Min	FG M-A	3P M-A	FT M-A	Rebounds		Fouls		TP	AS	TO	ST	Blocks		+/-		
					OR	DR	PF	FD					BS	BA			
7 Andrew Carr	F	19:41	5-6	0-0	1-1	3	0	3	2	3	11	0	3	0	1	0	17
22 Amari Williams	F	19:55	5-8	0-0	3-5	5	9	14	4	13	2	5	0	1	0	15	
00 Otega Oweh	G	18:57	4-11	0-4	2-3	1	4	5	1	2	10	1	0	2	0	2	
1 Lamont Butler	G	18:53	2-6	0-1	2-2	1	0	1	0	2	6	1	2	0	0	7	
2 Jaxson Robinson	G	24:18	6-14	2-8	0-1	1	3	4	2	1	14	1	0	2	0	0	11
4 Koby Brea	F	25:35	7-11	6-8	0-0	1	5	6	1	1	20	2	0	1	0	19	
10 Brandon Garrison	F	18:51	2-6	0-1	2-2	3	2	5	1	1	6	3	0	0	1	13	
77 Kerr Krisia	F	21:12	2-5	2-5	0-0	1	3	4	2	0	6	12	2	0	1	0	20
15 Anshley Almonor	G	13:50	3-8	2-6	1-2	4	0	4	1	1	9	0	0	2	0	12	
5 Collin Chandler	F	11:20	2-3	1-2	0-0	0	2	0	0	0	0	2	0	0	0	17	
9 Trent Noah	G	04:17	0-1	0-1	0-0	0	1	1	0	0	0	1	1	0	0	3	
11 Travis Perry	G	03:11	0-0	0-0	0-0	0	0	0	0	0	0	1	0	0	0	4	
Team						2	6	8									
Totals			38-79	13-36	11-16	22	35	57	13	14	100	23	15	9	6	1	28

Technical Fouls: Williams 2nd 3:11

BUC	UKY
Biggest lead	2 (1st 18:35) 29 (2nd 1:06)
Best Scoring Run	7 (1st 4:37) 9 (1st 16:15)
Lead Changes	2
Times Tied	1
Time with Lead	00:15 38:09

Points from Turnovers	BUC	UKY
Paint	28	50
Second Chance	11	19
Fast Breaks	15	24
Bench	24	46

Period by Period Scoring	1st	2nd	TOT
BUC	31	41	72
UKY	47	53	100

## GAME 3 #19/18 KENTUCKY 77, #6/6 DUKE 72



Official Basketball Box Score - Final  
**Duke at Kentucky**  
11/19/24 State Farm Arena, Atlanta  
2024-25 Men's Basketball

Game Time: 9:00 PM  
Game Duration: 2:20  
Attendance: 16,107

Officials: Joe Lindsay, Ron Groover, Courtney Green

Duke - 72

NO. Name	Min	FG M-A	3P M-A	FT M-A	Rebounds		Fouls		TP	AS	TO	ST	Blocks		+/-		
					OR	DR	PF	FD					BS	BA			
2 Cooper Flagg	F	31:56	9-19	1-5	7-9	0	11	11	2	9	26	2	3	0	2	-8	
9 Khaman Maluach	C	22:41	5-5	0-0	0-0	3	4	7	3	0	10	2	1	0	2	10	
1 Caleb Foster	G	28:34	2-10	0-5	0-1	1	3	4	3	2	4	4	2	2	0	1	-2
5 Tyrese Proctor	G	36:04	4-9	2-5	2-3	0	3	3	3	2	12	2	0	1	0	0	-9
7 Kon Knueppel	G	36:53	5-20	1-8	3-4	1	4	5	3	5	14	3	1	1	0	4	-5
6 Malik Brown	F	16:53	0-1	0-0	0-0	4	3	7	3	0	0	1	2	1	0	0	-8
14 Sion James	F	13:03	2-4	0-0	0-0	0	2	2	1	0	4	1	0	0	0	-1	
18 Mason Gillis	F	13:56	1-3	0-1	0-0	1	2	3	1	0	2	0	0	0	0	1	0
Team						1	1	2									
Totals			28-71	4-24	12-17	11	33	44	19	18	72	12	7	6	6	8	-5

Technical Fouls: NONE

Kentucky - 77

NO. Name	Min	FG M-A	3P M-A	FT M-A	Rebounds		Fouls		TP	AS	TO	ST	Blocks		+/-		
					OR	DR	PF	FD					BS	BA			
7 Andrew Carr	F	30:09	5-8	2-3	5-6	2	4	6	2	6	17	3	2	0	1	9	
22 Amari Williams	F	20:16	3-12	0-0	4-5	3	5	8	0	3	10	2	1	0	2	2	10
00 Otega Oweh	G	30:44	4-10	2-3	5-6	2	4	8	3	4	15	3	2	1	1	6	
1 Lamont Butler	G	24:14	3-8	1-3	2-4	0	3	3	3	3	9	4	2	0	0	1	10
2 Jaxson Robinson	G	26:36	0-4	0-3	1-3	0	1	1	1	1	1	0	1	1	2	0	6
10 Brandon Garrison	F	17:38	4-5	0-0	0-0	1	3	4	3	1	8	2	1	1	0	0	

# BOX SCORES

## GAME 5

### #9/11 KENTUCKY 108, JACKSON STATE 59



Official Basketball Box Score - Final  
**Jackson St. at Kentucky**  
 11/26/24 Rupp Arena, Lexington  
 2024-25 Men's Basketball

Game Time: 7:00 PM  
 Game Duration: 1:48  
 Attendance: 19,961

Officials: Jason Baker, Shaun Seales, Michael Swoboda

Jackson St. - 59 **Record: 0-6**

NO. Name	Min	FG M-A	3P M-A	FT M-A	Rebounds OR DR TOT	Fouls PF FD	TP	AS	TO	ST	Blocks BS BA +/-
3 Jayme Mitchell Jr.	22:36	2-9	2-6	1-2	0 4 4	0 1 7	1	2	0	1	0 -39
7 Shannon Grant	F 25:13	3-5	0-0	2-4	1 4 5	3 3 8	0	3	0	1	0 -28
13 Romelle Mansel	F 28:43	4-11	1-2	0-1	3 5 8	0 1 9	0	3	1	1	0 -34
1 Dorian McMillian	G 29:31	5-10	1-2	0-0	2 0 2	0 1 11	3	1	0	0	2 -33
21 Marcus Watson Jr.	G 28:48	6-10	0-1	0-0	2 2 3	0 0 12	1	3	2	0	2 -38
0 Tamarion Hoover	14:49	1-6	0-2	3-3	1 2 3	1 1 5	0	0	0	0	0 -18
14 Dylan Canoville	14:47	2-6	0-0	3-8	2 4 6	1 4 7	0	0	2	3	2 -21
20 Juan Reyna III	20:13	0-11	0-7	0-0	1 1 2	1 1 0	0	0	0	0	0 -28
12 Delyle Williams	07:40	0-1	0-1	0-1	1 1 2	1 0 0	0	1	0	0	0 -8
55 Cowandric Samuel	07:40	0-0	0-0	0-0	0 0 0	0 0 1	0	1	0	0	0 -8
<b>Team</b>					3 3 6						
<b>Totals</b>	23:69	4-21	9-18	13 27 40	10 11 59	6 17 5	3	9	4	9	-49

**Technical Fouls:**NONE

Kentucky - 108 **Record: 5-0**

NO. Name	Min	FG M-A	3P M-A	FT M-A	Rebounds OR DR TOT	Fouls PF FD	TP	AS	TO	ST	Blocks BS BA +/-
7 Andrew Carr	F 24:07	3-4	0-1	0-0	1 5 6	2 2 2	6	5	0	2	0 0 21
22 Amari Williams	F 17:20	2-3	0-0	0-0	1 7 8	0 0 0	4	3	0	0	2 0 25
00 Otega Oweh	G 19:39	0-12	1-4	4-4	0 1 1	2 2 2	2	1	0	3	0 2 20
1 Lamont Butler	G 22:02	5-7	1-2	0-0	0 4 4	1 2 11	5	1	3	0 1 25	
2 Jaxson Robinson	G 21:50	5-13	4-10	0-0	0 1 1	1 0 14	1	1	1	0 0 21	
4 Kobay Brea	22:40	8-11	5-8	1-2	1 1 2	1 1 22	0	0	1	0 0 18	
10 Brandon Garrison	22:40	3-7	0-2	0-0	1 7 8	1 0 0	6	2	3	0 3 24	
15 Ansley Almonor	15:02	3-6	2-5	2-2	0 3 3	2 1 10	0	1	0	0 0 28	
77 Kerr Kriisa	12:08	0-2	0-2	0-0	0 3 3	0 0 0	7	3	0	1 0 15	
5 Collin Chandler	12:46	2-3	2-3	0-0	0 2 2	1 0 6	0	1	1	1 0 29	
11 Travis Perry	05:50	1-2	1-1	2-2	0 1 1	0 2 5	0	0	0	0 0 9	
9 Trent Noah	02:55	1-1	1-1	0-0	0 0 0	0 0 3	0	0	0	1 0 10	
21 Walker Horn	00:51	0-0	0-0	0-0	0 0 0	0 0 0	0	0	0	0 0 0	
<b>Team</b>					0 2 2						
<b>Totals</b>	41-71	17-39	9-10	4 37 41	11 10 108	29 10 13	9	3	49		

**Technical Fouls:**NONE

		JSU	UKY		
Biggest lead	2 (1 <sup>st</sup> 18:04)	51 (2 <sup>nd</sup> 0:41)		Points from Turnovers	11 24
Best Scoring Run	6 (2 <sup>nd</sup> 3:58)	12 (2 <sup>nd</sup> 0:41)		Paint	32 44
Lead Changes	2			Second Chance	11 4
Times Tied	1			Fast Breaks	7 43
Time with Lead	00:16	38:04		Bench	12 52

## GAME 6

### #8/8 KENTUCKY 87, WKU 68



Official Basketball Box Score - Final  
**Western Ky. at Kentucky**  
 11/26/24 Rupp Arena, Lexington  
 2024-25 Men's Basketball

Game Time: 6:30 PM  
 Game Duration: 2:17  
 Attendance: 20,049

Officials: Brian Dorsey, Keith Kimble, Hunter Allen

Western Ky. - 68 **Record: 3-3**

NO. Name	Min	FG M-A	3P M-A	FT M-A	Rebounds OR DR TOT	Fouls PF FD	TP	AS	TO	ST	Blocks BS BA +/-
5 Babacar Faye	F 22:53	5-7	0-1	6-6	4 2 6	5 3 16	0	3	2	0	1 0 -18
24 Tyrone Marshall	F 26:00	1-4	1-3	2-2	1 4 5	3 1 5	0	2	0	0	1 0 -16
2 Don McHenry	G 31:33	3-16	1-7	2-2	0 3 3	4 1 9	2	0	0	0	0 0 -12
4 Kristian Lander	G 22:59	1-12	0-5	0-0	2 6 8	2 0 2	9	1	0	2	0 0 -9
23 Enoch Kalambay	G 26:08	3-7	1-3	3-4	2 6 8	4 2 10	1	2	2	0	0 0 -11
0 Braxton Bayless	09:51	1-1	0-0	0-0	0 0 0	0 0 1	2	1	0	0	0 0 -11
1 Blaise Ketta	11:27	1-2	0-0	0-0	1 3 4	4 1 2	0	2	1	0	0 0 5
3 Jalen Jackson	19:34	1-2	0-0	2-4	0 1 1	3 3 4	0	0	1	0	1 0 -10
13 Julius Theoford	24:24	5-14	1-6	7-10	2 3 5	1 1 8	18	0	1	1	0 2 -11
15 Jack Edelen	02:34	0-1	0-1	0-0	0 0 0	0 1 0	0	0	0	0	0 0 -13
21 Leeroy Odiah	01:54	0-0	0-0	0-0	0 0 0	0 1 0	0	0	0	0	0 0 -1
22 Jaylen Dorsey	00:21	0-0	0-0	0-0	0 0 0	0 0 0	0	0	0	0	0 0 1
31 Tyler Olden	00:21	0-0	0-0	0-0	0 0 0	0 0 0	0	0	0	0	0 0 1
<b>Team</b>					0 1 1						
<b>Totals</b>	21-66	4-26	22-29	12 29 41	29 20 68	7 11 7	3	7	19		

**Technical Fouls:**NONE

Kentucky - 87 **Record: 6-0**

NO. Name	Min	FG M-A	3P M-A	FT M-A	Rebounds OR DR TOT	Fouls PF FD	TP	AS	TO	ST	Blocks BS BA +/-
7 Andrew Carr	F 29:34	6-8	0-1	6-8	3 7 10	1 7 18	3	6	0	1	0 0 21
22 Amari Williams	F 18:54	1-4	0-0	6-10	2 8 10	3 2 9	2	4	1	3	2 16
00 Otega Oweh	G 32:09	6-14	1-3	5-6	1 3 4	2 3 18	0	1	0	0	3 22
1 Lamont Butler	G 28:25	3-9	0-3	8-12	3 2 5	3 8 14	4	0	1	0	0 21
2 Jaxson Robinson	G 32:48	2-9	2-8	2-2	2 4 6	2 1 8	0	1	1	2	0 19
4 Kobay Brea	22:48	3-7	3-7	0-0	0 3 3	4 0 9	0	1	0	0	0 14
10 Brandon Garrison	12:29	2-4	0-1	0-2	0 5 2	2 1 4	1	1	1	0	0 -1
15 Ansley Almonor	06:54	0-1	0-0	0-0	1 0 1	0 0 0	0	1	0	0	0 0 -5
77 Kerr Kriisa	11:47	2-5	2-2	1 3 4	3 3 8	0 0 1	0	0	0	0 0 0	
5 Collin Chandler	04:11	0-1	0-1	0-0	0 0 0	0 1 0	0	0	0	0 0 -4	
<b>Team</b>					3 3 6						
<b>Totals</b>	25-62	8-29	29-42	16 38 54	20 29 87	16 11 5	7	3	19		

**Technical Fouls:**NONE

		WKU	UKY		
Biggest lead	3 (1 <sup>st</sup> 18:51)	21 (2 <sup>nd</sup> 1:52)		Points from Turnovers	12 11
Best Scoring Run	8 (1 <sup>st</sup> 1:10)	8 (2 <sup>nd</sup> 19:00)		Paint	30 34
Lead Changes	2			Second Chance	7 14
Times Tied	2			Fast Breaks	23 11
Time with Lead	01:39	36:38		Bench	26 21

## GAME 7

### #8/8 KENTUCKY 105, GEORGIA STATE 76



Official Basketball Box Score - Final  
**Georgia St. at Kentucky**  
 11/29/24 Rupp Arena, Lexington  
 2024-25 Men's Basketball

Game Time: 7:00 PM  
 Game Duration: 2:04  
 Attendance: 19,914

Officials: K.B. Burdett Jr., Rob Rorke, Chris Ford

Georgia St. - 76 **Record: 4-4**

NO. Name	Min	FG M-A	3P M-A	FT M-A	Rebounds OR DR TOT	Fouls PF FD	TP	AS	TO	ST	Blocks BS BA +/-
7 Zariqae Nutter	F 27:34	7-12	1-2	4-7	0 1 1	5 5 19	3	3	1	2	0 -12
33 Nick McMullen	F 30:15	2-5	1-1	2-2	1 6 7	3 2 7	1	3	1	1	0 -24
4 Cesare Edwards	G 25:23	8-15	3-3	2-2	4 3 7	3 21 2	2	2	1	0	0 -10
10 Jelani Hamilton	G 18:46	2-6	2-4	3-5	0 0 0	4 2 9	0	0	0	0	0 -12
11 Toneari Lane	G 35:54	3-11	2-7	1-2	0 1 1	1 2 9	2	1	1	0	0 -35
22 Malachi Brown	35:42	4-7	2-4	1-1	1 4 5	0 3 11	5	4	2	0	0 -27
2 Justin Archer	12:08	0-0	0-0	0-0	0 5 5	3 1 0	1	0	1	0	0 -11
21 Clash Peters	12:14	0-0	0-0	0-0	0 0 0	0 0 0	0	0	0	0	0 -13
1 Malik Ferguson	02:04	0-0	0-0	0-0	0 0 0	0 0 0	0	0	0	0	0 -1
<b>Team</b>					1 3 4						
<b>Totals</b>	26-56	11-21	13-20	5 22 27	24 18 76	14 18 6	1	2	29		

**Technical Fouls:**Nutter 2<sup>nd</sup> 12:37Peters 2<sup>nd</sup> 12:37Peters 2<sup>nd</sup> 12:37

Kentucky - 105 **Record: 7-0**

NO. Name	Min	FG M-A	3P M-A	FT M-A	Rebounds OR DR TOT	Fouls PF FD	TP	AS	TO	ST	Blocks BS BA +/-
7 Andrew Carr	F 32:19	4-7	1-2	1-1	3 5 8	1 4 10	3	1	2	1	0 23
22 Amari Williams	F 19:32	4-6	0-0	6-6	2 4 6	3 3 14	3	1	1	0	0 21
00 Otega Oweh	G 21:06	5-8	0-1	2-4	0 2 2	3 2 12	2	2	1	0	0 14
1 Lamont Butler	G 28:38	7-10	0-3	3-5	1 3 4	3 4 17	6	2	3	0	0 24
2 Jaxson Robinson	G 26:48	9-14	1-5	0-0	0 0 0	3 1 19	2	2	0	0	0 15
4 Kobay Brea	22:15	4-10	2-7	0-0	2 2 3	2 10 1	0	1	0	0	0 26
15 Ansley Almonor	24:12	4-5	2-3	2-2	1 3 4	3 1 12	0	0	2	0	0 20
5 Collin Chandler	06:14	1-1	0-0	0-0	0 1 1	2 0 0	0	0	0	0	0 -7
77 Kerr Kriisa	16:28	2-6	1-5	4-4	0 2 2	0 4 9	4	0	1	0	0 17
9 Trent Noah	01:44	0-0	0-0	0-0	0 0 0	0 0 0	0	0	0	0	0 -4
11 Travis Perry	01:44	0-0	0-0	0-0	0 0 0	0 0 0	0	0	0	0	0 -4
<b>Team</b>					0 4 4						
<b>Totals</b>	40-67	7-26	18-22	7 29 36	20 21 105	23 9 10	2	1	29		

**Technical Fouls:**Brea 2<sup>nd</sup> 12:37Oweh 2<sup>nd</sup> 12:37

		GSU	UKY		
Biggest lead	3 (1 <sup>st</sup> 18:51)	35 (2 <sup>nd</sup> 1:39)		Points from Turnovers	8 36
Best Scoring Run	8 (2 <sup>nd</sup> 19:38)	13 (1 <sup>st</sup> 2:24)		Paint	24 62
Lead Changes	0			Second Chance	4 11
Times Tied	0			Fast Breaks	6 23
Time with Lead	01:50	37:35		Bench	11 33

## GAME 8

### RV/RV CLEMSON 70, #4/6 KENTUCKY 66



Official Basketball Box Score - Final  
**Kentucky at Clemson**  
 12/03/24 Littlejohn Coliseum, Clemson  
 2024-25 Clemson Men's Basketball

Game Time: 9:30 PM  
 Game Duration: 2:19  
 Attendance: 9,000

Officials: Roger Ayers, Lee Cassell, Bill Covington

Kentucky - 66 **Record: 7-1**

NO. Name	Min	FG M-A	3P M-A	FT M-A	Rebounds OR DR TOT	Fouls PF FD	TP	AS	TO	ST	Blocks BS BA +/-
7 Andrew Carr	F 23:35	1-7	1-3	2-4	3 2 5	3 3 5	2	2	2	0	2 2 8
22 Amari Williams	F 27:48	4-8	0-0	1-2	2 9 11	3 2 9	2	4	1	3	2 16
00 Otega Oweh	G 31:24	5-13	1-5	6-8	0 7 7	4 5 17	0	0	1	0	1 -3
1 Lamont Butler	G 18:55	6-9	2-4								

# BOX SCORES

## GAME 9

# 4/6 KENTUCKY 90, #7/8 GONZAGA 89 OT



Official Basketball Box Score - Final  
 Kentucky at Gonzaga  
 12/07/24 Climate Pledge Arena, Seattle, WA  
 2024-25 Men's Basketball

Game Time: 7:00 PM  
 Game Duration: 2:27  
 Attendance: 17,846

Officials: Gregory Nixon, Randy McCall, Olandis Poole

Kentucky - 90 **Record: 8-1**

NO.	Name	Min	FG	3P	FT	Rebounds	Fouls	TP	AS	TO	ST	Blocks	+/-	
			M-A	M-A	M-A	OR DR TOT	PF FD					BS BA		
7	Andrew Carr	33:16	8-12	0-1	3-5	2 5 7	4 5	19	3	1	0	1 1	3	
22	Amari Williams	F 25:50	5-8	0-0	2-2	0 3 3	3 1	12	0	0	0	2 0	-5	
00	Otega Owah	G 37:57	4-11	0-1	5-6	5 1 6	1 4	13	3	1	0	0 0	7	
2	Jaxxon Robinson	G 36:27	7-15	2-5	2-2	0 3 3	4 1	18	5	0	1	0 0	10	
77	Kerr Krisa	G 26:38	3-7	2-5	0-0	3 0 3	2 1	8	4	1	0	0 0	-6	
4	Koby Brea	31:02	2-9	1-6	0-0	0 7 7	4 0	5	1	0	0	0 0	-10	
10	Brandon Garrison	16:51	4-7	1-2	1-1	3 6 9	2 1	10	1	3	0	1 0	7	
15	Ansley Almonor	09:53	1-4	1-3	2-2	2 0 2	1 1	5	0	0	0	0 0	1	
5	Collin Chandler	04:33	0-1	0-0	0-0	0 0 0	0 1	0	0	1	0	0 0	-3	
11	Travis Perry	02:33	0-1	0-0	0-0	0 0 0	0 0	0	0	0	0	0 0	1	
Team						1 2 3		0	0					
<b>Totals</b>			<b>34-75</b>			<b>7-25</b>	<b>15-18</b>	<b>16 27 43</b>	<b>21 15</b>	<b>90</b>	<b>17</b>	<b>7 1</b>	<b>4 2</b>	<b>1</b>

Shooting By Period

1st FG%	12-36	33.3%
3PT%	5-17	29.4%
FT%	5-5	100%
2nd FG%	17-32	53.1%
3PT%	2-7	28.6%
FT%	9-9	100%
OT FG%	5-7	71.4%
3PT%	0-1	0.0%
FT%	1-4	25%
GM FG%	34-75	45.3%
3PT%	7-25	28.0%
FT%	15-18	83.3%

Dead Ball Rebounds: 1.0

Technical Fouls: Garrison 1# 6:14

Gonzaga - 89 **Record: 7-2**

NO.	Name	Min	FG	3P	FT	Rebounds	Fouls	TP	AS	TO	ST	Blocks	+/-	
			M-A	M-A	M-A	OR DR TOT	PF FD					BS BA		
13	Graham Ike	F 35:17	9-16	1-2	9-14	1 10 11	4 10	28	4	0	0	0 2	-5	
0	Ryan Nembhard	G 42:04	6-12	1-5	0-0	1 4 5	1 3	13	10	1	1	0 0	9	
1	Michael Ajayi	G 20:59	1-4	0-1	2-2	2 1 3	4 2	4	1	0	0	0 0	0	
11	Nolan Hickman	G 37:31	4-10	1-7	0-0	1 2 2	2 0	9	1	1	0	1 0	-1	
99	Khalif Battle	G 34:51	5-9	1-5	2-2	2 2 4	2 1	13	1	3	0	0 0	-8	
4	Dusty Strorer	17:42	2-5	2-3	0-1	2 2 4	0 1	6	0	0	1	0 0	7	
33	Ben Gregg	24:01	5-11	0-3	4-5	4 3 7	2 3	14	0	0	0	0 0	-10	
34	Braden Huff	09:38	1-4	0-1	0-0	0 3 3	0 0	2	0	0	0	0 0	-4	
5	Emmanuel Innocenti	02:57	0-0	0-0	0-0	0 0 0	0 0	0	0	0	1	0 0	1	
Team						2 1 3		0	1					
<b>Totals</b>			<b>33-71</b>			<b>6-27</b>	<b>17-24</b>	<b>15 27 42</b>	<b>15 20</b>	<b>89</b>	<b>17</b>	<b>6 2</b>	<b>2 4</b>	<b>-1</b>

Shooting By Period

1st FG%	19-35	54.3%
3PT%	3-12	25.0%
FT%	9-10	90%
2nd FG%	11-28	39.3%
3PT%	0-9	0.0%
FT%	7-12	58.3%
OT FG%	3-8	37.5%
3PT%	3-6	50.0%
FT%	1-2	50%
GM FG%	33-71	46.5%
3PT%	6-27	22.2%
FT%	17-24	70.8%

Dead Ball Rebounds: 3.0

Technical Fouls: NONE

		KEN	GON	Points from		KEN		GON			
		7 (1st OT 2:48)	18 (2nd 19:19)	Turnovers	10	14	Period by Period Scoring				
		Paint		1st		2nd		OT1		TOT	
Best Scoring Run		13 (2nd 14:49)		8 (1st 0:38)		K 34		45		11 90	
Lead Changes		7				G 50		29		10 89	
Times Tied		1									
Time with Lead		06:38	38:34								

## GAME 10

# 5/5 KENTUCKY 78, COLGATE 67



Official Basketball Box Score - Final  
 Colgate at Kentucky  
 12/11/24 Rupp Arena, Lexington  
 2024-25 Men's Basketball

Game Time: 8:00 PM  
 Game Duration: 1:46  
 Attendance: 19,646

Officials: Don Daley, A.J. Desai, Errol Lewis

Colgate - 67 **Record: 2-9**

NO.	Name	Min	FG	3P	FT	Rebounds	Fouls	TP	AS	TO	ST	Blocks	+/-	
			M-A	M-A	M-A	OR DR TOT	PF FD					BS BA		
33	Sam Wright	F 21:06	2-5	1-3	0-0	0 3 3	4 1	5	2	0	0	0 0	-2	
1	Brady Cummins	G 26:14	5-9	0-0	0-0	1 1 2	0 1	10	1	1	0	0 0	-11	
3	Jalen Cox	G 29:32	4-12	1-5	1-2	0 3 3	1 1	10	8	1	2	0 0	-12	
5	Nicolas Louis-Jacques	G 21:51	4-8	1-4	0-0	1 1 2	2 1	9	1	2	0	0 1	1	
25	Parker Jones	G 28:28	6-9	4-7	1-1	1 5 6	1 1	17	2	2	0	0 0	-11	
10	Chandler Baker	18:13	2-7	2-4	0-0	1 4 5	0 0	6	1	1	0	0 0	-11	
9	Cameron Brennan	18:54	0-4	0-2	0-0	1 7 8	1 0	0	0	0	1	0 0	-9	
0	Julian Scott	09:51	1-2	0-0	0-0	1 0 1	1 1	2	0	0	0	1 0	1	
4	Josh Ahayere	11:32	0-2	0-1	0-0	1 2 3	1 0	0	0	0	2	0 1	0	
13	Kyle Carlesimo	12:28	3-6	2-5	0-0	0 0 0	0 0	8	0	0	0	0 0	-1	
2	Blake Forrest	00:37	0-0	0-0	0-0	0 0 0	0 0	0	0	0	0	0 0	0	
7	Stevie Clark	00:37	0-2	0-1	0-0	0 1 1	0 0	0	0	0	0	0 0	1	
23	Cooper Wright	00:37	0-0	0-0	0-0	0 0 0	0 0	0	0	0	0	0 0	0	
Team						1 0 1		0	0					
<b>Totals</b>			<b>27-66</b>			<b>11-33</b>	<b>2-3</b>	<b>8 27 35</b>	<b>11 6</b>	<b>67</b>	<b>15</b>	<b>8 5</b>	<b>0 4</b>	<b>-11</b>

Shooting By Period

1st FG%	14-34	41.2%
3PT%	8-19	42.1%
FT%	0-0	0%
2nd FG%	13-32	40.6%
3PT%	3-14	21.4%
FT%	2-3	66.7%
GM FG%	27-66	40.9%
3PT%	11-33	33.3%
FT%	2-3	66.7%

Dead Ball Rebounds: 2.0

Technical Fouls: NONE

Kentucky - 78 **Record: 9-1**

NO.	Name	Min	FG	3P	FT	Rebounds	Fouls	TP	AS	TO	ST	Blocks	+/-	
			M-A	M-A	M-A	OR DR TOT	PF FD					BS BA		
7	Andrew Carr	F 27:50	4-8	0-0	3-3	4 6 10	0 3	11	3	0	2	1 0	19	
22	Amari Williams	F 22:23	6-8	0-0	3-4	4 6 8	1 3	15	2	1	0	1 0	2	
00	Otega Owah	G 30:53	6-13	2-5	1-2	0 5 5	0 2	15	4	0	1	0 0	17	
2	Jaxxon Robinson	G 34:21	4-14	2-11	1-1	1 3 4	1 1	11	3	2	1	2 0	5	
4	Koby Brea	G 32:57	6-12	5-8	0-0	1 4 5	0 0	17	0	1	0	0 0	9	
10	Brandon Garrison	17:37	2-6	0-0	0-2	1 4 5	2 2	4	2	0	2	0 0	-9	
11	Travis Perry	09:22	0-4	0-3	0-0	1 0 1	1 0	0	0	0	0	0 0	-1	
15	Ansley Almonor	10:54	1-2	0-1	0-0	0 0 0	0 0	0	0	0	0	0 0	-8	
5	Collin Chandler	03:11	0-1	0-0	0-0	1 1 2	1 0	0	0	1	0	0 0	-7	
9	Trent Noah	10:32	1-2	1-2	0-0	0 1 1	2 1	0	0	3	1	0 0	0	
Team						3 2 5		0	0	1				
<b>Totals</b>			<b>30-70</b>			<b>10-31</b>	<b>8-13</b>	<b>16 30 46</b>	<b>6 11</b>	<b>78</b>	<b>15</b>	<b>6 6</b>	<b>4 0</b>	<b>11</b>

Shooting By Period

1st FG%	13-35	37.1%
3PT%	4-15	26.7%
FT%	8-12	66.7%
2nd FG%	17-35	48.6%
3PT%	6-16	37.5%
FT%	0-1	0%
GM FG%	30-70	42.9%
3PT%	10-31	32.3%
FT%	8-13	61.5%

Dead Ball Rebounds: 2.0

Technical Fouls: NONE

		COL	UKY	Points from		COL		UKY	
		3 (2nd 17:30)	18 (2nd 5:21)	Turnovers	7	7	Period by Period Scoring		
		Paint		1st		2nd		TOT	
Best Scoring Run		11 (1st 9:04)		17 (1st 14:28)		COL 24		40	
Lead Changes		6				COL 36		31 67	
Times Tied		0				UKY 38		40 78	
Time with Lead		02:56	36:29						

## GAME 11

# 5/5 KENTUCKY 93, LOUISVILLE 85



Official Basketball Box Score - Final  
 Louisville at Kentucky  
 12/14/24 Rupp Arena, Lexington  
 2024-25 Men's Basketball

Game Time: 5:15 PM  
 Game Duration: 2:18  
 Attendance: 21,093

Officials: Pat Adams, Job Hartness, Lee Cassell

Louisville - 85 **Record: 6-5**

NO.	Name	Min	FG	3P	FT	Rebounds	Fouls	TP	AS	TO	ST	Blocks	+/-
			M-A	M-A	M-A	OR DR TOT	PF FD					BS BA	
0	James Scott	F 12:22	2-2	0-0	0-0	0 0 0	5 0	4	0	0	1	0 0	-6
93	Noah Waterman	F 33:58	4-12	3-9	1-2	6 6 12	3 1	12	1	2	0	0 0	-5
1	J'Vonne Hadley	G 37:32	4-11	0-2	2-3	1 5 6	1 5	10	1	0	1	0 1	-11
6	Reyne Smith	G 34:09	4-12	2-9	0-0	2 1 3	1 2	10	0	0	0	0 0	-4
24	Chucky Hepburn	G 38:55	9-18	4-11	4-6	1 4 5	5 4	26	5	3	1	0 1	-8
5	Terrence Edwards Jr.	29:43	8-1										



# 2024-25 Kentucky Men's Basketball Combined Team Statistics All games

### Game Records

Record	Overall	Home	Away	Neutral
ALL GAMES	10-1	8-0	0-1	2-0
CONFERENCE	0-0	0-0	0-0	0-0
NON-CONFERENCE	10-1	8-0	0-1	2-0

### Score by Periods

Team	1st	2nd	OT	TOT
Kentucky	468	525	11	1004
Opponents	386	392	10	788

### Team Box Score

No.	Player	Total					3-Point			F-Throw		Rebounds				Other Stats							
		GP-GS	MIN	AVG	FG-FGA	FG%	3FG-3FGA	3FG%	FT-FTA	FT%	OFF	DEF	TOT	AVG	PF	DQ	A	TO	BLK	STL	PTS	AVG	
00	OWEH, Otega	11-11	291:12	26.5	62-118	.525	12-32	.375	37-49	.755	10	34	44	4.0	23	0	20	8	4	15	173	15.7	
1	BUTLER, Lamont	9-9	212:14	23.6	48-79	.608	13-27	.481	27-43	.628	9	19	28	3.1	24	0	37	13	1	12	136	15.1	
2	ROBINSON, Jaxson	11-11	313:28	28.5	51-123	.415	22-73	.301	13-16	.813	10	36	46	4.2	18	0	21	12	8	9	137	12.5	
4	BREA, Koby	11-1	265:03	24.1	48-91	.527	34-64	.531	4-5	.800	3	39	42	3.8	19	0	13	4	3	2	134	12.2	
7	CARR, Andrew	11-11	295:29	26.9	44-77	.571	5-14	.357	27-34	.794	24	47	71	6.5	18	0	30	9	10	7	120	10.9	
22	WILLIAMS, Amari	11-11	227:40	20.7	41-72	.569	0-0	.000	30-48	.625	24	76	100	9.1	17	0	26	24	18	4	112	10.2	
10	GARRISON, Brandon	10-0	181:07	18.1	25-52	.481	1-7	.143	8-13	.615	15	36	51	5.1	23	0	25	13	8	9	59	5.9	
15	ALMONOR, Ansley	11-0	136:17	12.4	20-42	.476	10-28	.357	10-11	.909	8	11	19	1.7	12	0	3	2	2	4	60	5.5	
77	KRISA, Kerr	9-1	156:58	17.4	12-43	.279	10-38	.263	6-7	.857	6	16	22	2.4	10	0	34	9	2	4	40	4.4	
5	CHANDLER, Collin	9-0	74:20	8.3	7-17	.412	3-12	.250	3-3	1.000	1	6	7	0.8	6	0	3	6	1	6	20	2.2	
9	NOAH, Trent	6-0	29:41	4.9	2-6	.333	2-6	.333	0-0	.000	0	3	3	0.5	2	0	1	2	1	1	6	1.0	
11	PERRY, Travis	8-0	39:35	4.9	2-12	.167	1-7	.143	2-2	1.000	3	2	5	0.6	3	0	1	2	0	1	7	0.9	
21	HORN, Walker	2-0	01:56	1.0	0-0	.000	0-0	.000	0-0	.000	0	0	0	0.0	0	0	0	0	0	0	0	0.0	
Team											16	35	51							3			
<b>Total</b>		<b>11</b>	<b>2225</b>		<b>362-732</b>	<b>.495</b>	<b>113-308</b>	<b>.367</b>	<b>167-231</b>	<b>.723</b>	<b>129</b>	<b>360</b>	<b>489</b>	<b>44.5</b>	<b>175</b>	<b>0</b>	<b>214</b>	<b>107</b>	<b>58</b>	<b>74</b>	<b>1004</b>	<b>91.3</b>	
<b>Opponents</b>		<b>11</b>	<b>2225</b>		<b>292-742</b>	<b>.394</b>	<b>84-305</b>	<b>.275</b>	<b>120-174</b>	<b>.690</b>	<b>119</b>	<b>280</b>	<b>399</b>	<b>36.3</b>	<b>183</b>	<b>5</b>	<b>131</b>	<b>114</b>	<b>27</b>	<b>56</b>	<b>788</b>	<b>71.6</b>	

### Team Statistics

	UK	OPP
<b>Scoring</b>	<b>1004</b>	<b>788</b>
Points per game	91.3	71.6
Scoring margin	+19.6	-
<b>Field goals-att</b>	<b>362-732</b>	<b>292-742</b>
Field goal pct	.495	.394
<b>3 point fg-att</b>	<b>113-308</b>	<b>84-305</b>
3-point FG pct	.367	.275
3-pt FG made per game	10.3	7.6
<b>Free throws-att</b>	<b>167-231</b>	<b>120-174</b>
Free throw pct	.723	.690
F-Throws made per game	15.2	10.9
<b>Rebounds</b>	<b>489</b>	<b>399</b>
Rebounds per game	44.5	36.3
Rebounding margin	+8.2	-
<b>Assists</b>	<b>214</b>	<b>131</b>
Assists per game	19.5	11.9
<b>Turnovers</b>	<b>107</b>	<b>114</b>
Turnovers per game	9.7	10.4
Turnover margin	+0.6	-
Assist/turnover ratio	2.0	1.1
<b>Steals</b>	<b>74</b>	<b>56</b>
Steals per game	6.7	5.1
<b>Blocks</b>	<b>58</b>	<b>27</b>
Blocks per game	5.3	2.5
<b>Winning streak</b>	<b>3</b>	<b>-</b>
Home win streak	8	-
<b>Attendance</b>	<b>159660</b>	<b>9000</b>
Home games-Avg/Game	8-19958	1-9000
Neutral site-Avg/Game	-	2-16977

### Team Results

Date	Opponent	W	Score	Att.
11/04/2024	Wright St.	W	103-62	19635
11/09/2024	Bucknell	W	100-72	20048
11/12/2024	vs Duke	W	77-72	16107
11/19/2024	Lipscomb	W	97-68	19314
11/22/2024	Jackson St.	W	108-59	19961
11/26/2024	Western Ky.	W	87-68	20049
11/29/2024	Georgia St.	W	105-76	19914
12/03/2024	at Clemson	L	66-70	9000
12/07/2024	vs Gonzaga	Wot	90-89	17846
12/11/2024	Colgate	W	78-67	19646
12/14/2024	Louisville	W	93-85	21093



**2024-25 Kentucky Men's Basketball  
Team Game-by-Game  
All games**

Opponent	Date	Score		Total		3-Pointers		Free throws		Rebounds										
				FG-FGA	PCT	3FG-3FGA	PCT	FT-FTA	PCT	OFF	DEF	TOT	AVG	PF	A	TO	BLK	STL	PTS	AVG
Wright St.	11/04/2024	103-62	W	39-65	.600	11-24	.458	14-19	.737	7	34	41	41.0	14	30	7	4	11	103	103.0
Bucknell	11/09/2024	100-72	W	38-79	.481	13-36	.361	11-16	.688	22	35	57	49.0	13	23	15	6	9	100	101.5
vs Duke	11/12/2024	77-72	W	25-63	.397	10-25	.400	17-24	.708	10	33	43	47.0	18	17	11	8	4	77	93.3
Lipscomb	11/19/2024	97-68	W	34-62	.548	12-25	.480	17-21	.810	9	34	43	46.0	14	10	8	6	3	97	94.3
Jackson St.	11/22/2024	108-59	W	41-71	.577	17-39	.436	9-10	.900	4	37	41	45.0	11	29	10	9	13	108	97.0
Western Ky.	11/26/2024	87-68	W	25-62	.403	8-29	.276	29-42	.690	16	38	54	46.5	20	16	11	7	5	87	95.3
Georgia St.	11/29/2024	105-76	W	40-67	.597	7-26	.269	18-22	.818	7	29	36	45.0	20	23	9	2	10	105	96.7
at Clemson	12/03/2024	66-70	L	24-63	.381	7-27	.259	11-18	.611	15	29	44	44.9	20	11	12	6	6	66	92.9
vs Gonzaga	12/07/2024	90-89	Wot	34-75	.453	7-25	.280	15-18	.833	16	27	43	44.7	21	17	7	4	1	90	92.6
Colgate	12/11/2024	78-67	W	30-70	.429	10-31	.323	8-13	.615	16	30	46	44.8	6	15	6	4	6	78	91.1
Louisville	12/14/2024	93-85	W	32-55	.582	11-21	.524	18-28	.643	7	34	41	44.5	18	23	11	2	6	93	91.3
<b>Total</b>		<b>1004</b>		<b>362-732</b>	<b>.495</b>	<b>113-308</b>	<b>.367</b>	<b>167-231</b>	<b>.723</b>	<b>129</b>	<b>360</b>	<b>489</b>	<b>44.5</b>	<b>175</b>	<b>214</b>	<b>107</b>	<b>58</b>	<b>74</b>	<b>1004</b>	<b>91.3</b>
Opponents		788		292-742	.394	84-305	.275	120-174	.690	119	280	399	36.3	183	131	114	27	56	788	71.6

**Kentucky Averages**

Games Played	Points/game	FG Pct	3FG Pct	FT Pct	Rebounds/game	Assists/game	Turnovers/game	Assist/Turnover ratio	Steals/game	Blocks/game
11	91.3	49.5	36.7	72.3	44.5	19.5	9.7	2.0	6.7	5.3





**2024-25 Kentucky Men's Basketball  
Opponents Game-by-Game  
All games**

Opponent	Date	Score		Total		3-Pointers		Free throws		Rebounds											
				FG-FGA	PCT	3FG-3FGA	PCT	FT-FTA	PCT	OFF	DEF	TOT	AVG	PF	A	TO	BLK	STL	PTS	AVG	
Wright St.	11/04/2024	103-62	W	24-68	.353	5-27	.185	9-12	.750	11	21	32	32.0	12	8	12	1	4	62	62.0	
Bucknell	11/09/2024	100-72	W	29-73	.397	12-33	.364	2-6	.333	12	23	35	33.5	14	18	14	1	8	72	67.0	
vs Duke	11/12/2024	77-72	W	28-71	.394	4-24	.167	12-17	.706	11	33	44	37.0	19	12	7	6	6	72	68.7	
Lipscomb	11/19/2024	97-68	W	26-67	.388	5-29	.172	11-12	.917	7	21	28	34.8	14	13	6	1	4	68	68.5	
Jackson St.	11/22/2024	108-59	W	23-69	.333	4-21	.190	9-18	.500	13	27	40	35.8	10	6	17	3	5	59	66.6	
Western Ky.	11/26/2024	87-68	W	21-66	.318	4-26	.154	22-29	.759	12	29	41	36.7	29	7	11	3	7	68	66.8	
Georgia St.	11/29/2024	105-76	W	26-56	.464	11-21	.524	13-20	.650	5	22	27	35.3	24	14	18	1	6	76	68.1	
at Clemson	12/03/2024	66-70	L	24-65	.369	8-25	.320	14-19	.737	15	29	44	36.4	15	13	8	9	6	70	68.4	
vs Gonzaga	12/07/2024	90-89	Wot	33-71	.465	6-27	.222	17-24	.708	15	27	42	37.0	15	17	6	2	2	89	70.7	
Colgate	12/11/2024	78-67	W	27-66	.409	11-33	.333	2-3	.667	8	27	35	36.8	11	15	8	0	5	67	70.3	
Louisville	12/14/2024	93-85	W	31-70	.443	14-39	.359	9-14	.643	10	21	31	36.3	20	8	7	0	3	85	71.6	
<b>Total</b>		<b>788</b>		<b>292-742</b>	<b>.394</b>	<b>84-305</b>	<b>.275</b>	<b>120-174</b>	<b>.690</b>	<b>119</b>	<b>280</b>	<b>399</b>	<b>36.3</b>	<b>183</b>	<b>131</b>	<b>114</b>	<b>27</b>	<b>56</b>	<b>788</b>	<b>71.6</b>	
Kentucky		1004		362-732	.495	113-308	.367	167-231	.723	129	360	489	44.5	175	214	107	58	74	1004	91.3	

**Opponents Averages**

Games Played	Points/game	FG Pct	3FG Pct	FT Pct	Rebounds/game	Assists/game	Turnovers/game	Assist/Turnover ratio	Steals/game	Blocks/game
11	71.6	39.4	27.5	69.0	36.3	11.9	10.4	1.1	5.1	2.5