

GONZAGA

2 FINAL FOURS | 14 SWEET 16 APPEARANCES | 26 NCAA TOURNAMENT APPEARANCES | 26 WCC SEASON TITLES

GAME 9 vs Kentucky | Dec. 7 | 7 p.m. | Seattle, Wash. | Climate Pledge Arena

VARSITY Gonzaga Radio Network (Learfield): Tom Hudson, pxp and Adam Morrison, analyst
ESPN 2 ESPN2: Jon Sciambi, pxp, and Jimmy Dykes, analyst

#7/8 GONZAGA BULLDOGS (7-1) vs #4/6 KENTUCKY WILDCATS (7-1)



Head Coach: Mark Few
 26th year overall | Career Record: 722-144
 26th year at Gonzaga | Record at GU: 722-144



Head Coach: Mark Pope
 3rd year overall | Career Record: 36-34
 1st year at UK | UK Record: 7-0



THE OPENING TIP

- ▶ Gonzaga meets Kentucky in a Top-5 matchup in the 2024 Battle in Seattle in Climate Pledge Arena Saturday at 7 p.m.
- ▶ The Zags are 5-5 in their last 10 matchups against Top-5 teams, but have lost the last three. GU's last win over a Top-5 team was a 100-90 victory over No. 4 Alabama in Birmingham on Dec. 17, 2022. That same season, Gonzaga beat No. 4 Kentucky, 88-72, in the Spokane Arena on Nov. 20, 2022.
- ▶ In its last game, Ben Gregg scored a career-high 24 points on 8-of-10 shooting, Graham Ike added 18 points and 10 rebounds and Gonzaga beat Davidson 90-65 in the fifth-place game at the Battle 4 Atlantis in The Bahamas on Nov. 29. Braden Huff scored 14 points and Dusty Stromer 10 for GU. Nembhard finished with a career-high and single game tournament record 14 assists.
- ▶ Ryan Nembhard's 86 assists tops the nation through eight games. Nembhard's 10.8 assists per game also lead the country. The senior has 14 turnovers. His 6.14 assist-to-turnover ratio is second in the country.
- ▶ As a team, GU is second in the nation in assist-to-turnover ratio (2.12). The Zags are seventh averaging 9.19 assists per game.
- ▶ The Bulldogs are third in the country shooting 82.4 percent from the free throw line. Khalif Battle leads the nation from the line at 28-for-28 to start the season, which is the most makes without a miss.
- ▶ The Bulldogs went 27-of-31 from the free-throw line in the win at San Diego State. The last time Gonzaga shot 85 percent with 30 or more free throw attempts was versus Santa Clara on Jan. 16, 2020. The last time GU did it on the road was at Santa Clara on Jan. 5, 2013.
- ▶ Of the 12 possible players that could come back from last season, 10 return for the 2024-25 campaign, including all four starters. The Bulldogs welcome back 81 percent of last season's scoring, along with 71 percent of their rebounding.
- ▶ The Zags bring back six of its top seven scorers, along with 81.4 percent of the minutes played. Only four other programs in the country bring back a higher percentage of minutes played.

THE GONZAGA ROTATION (Based on last game)

	Ht.	Wt.	Yr.	Hometown	PPG	RPG	AST	FG%	3FG%	FT%	MPG	
G 0	RYAN NEMBHARD	6-0	180	Sr.	Aurora, Ontario	10.6	2.6	10.8	39.7	45.0	85.7	34.6
<i>Preseason All-WCC ... 1st Team All-WCC in 2023-24 ... led WCC at 35.8 minutes pg ... GU record 243 assists in 2023-24</i>												
G 99	KHALIF BATTLE	6-5	185	Gr.	Hillside, N.J.	13.5	4.8	1.6	41.3	34.1	100.0	28.1
<i>Led Gonzaga with 20 points in exhibition versus USC, 4/8 3FG ... Totaled 1,343 points in 101 collegiate appearances.</i>												
G 11	NOLAN HICKMAN	6-2	190	Sr.	Seattle, Wash.	11.5	2.9	1.5	50.7	46.2	100.0	30.4
<i>Preseason All-WCC ... Second Team All-WCC in 2023-24 ... 2nd in WCC 35.3 mpg ... 2.8 3FGM per WCC game, 1st in WCC</i>												
G 1	MICHAEL AJAYI	6-7	228	Sr.	Kent, Wash.	7.6	5.8	1.0	43.6	22.2	69.2	22.0
<i>Transfer from Pepperdine ... First Team All-WCC in 2023-24 ... Led WCC in points per game and second in rebounding</i>												
F 13	GRAHAM IKE	6-9	250	RSr.	Aurora, Colo.	13.8	6.5	0.9	52.8	20.0	76.7	17.6
<i>Sporting News Preseason 3rd Team All-American ... Preseason All-WCC ... 2023-24 Honorable Mention AP All-American</i>												
F 33	Ben Gregg	6-10	230	Sr.	Clackamas, Ore.	9.5	5.1	0.8	55.6	14.3	82.8	18.4
F 34	Braden Huff	6-10	250	RSr.	Glen Ellyn, Ill.	13.5	3.6	1.1	58.3	30.8	85.7	18.8
G 4	Dusty Stromer	6-6	200	So.	Sherman Oaks, Calif.	6.3	3.8	1.0	51.5	50.0	85.7	20.6
G 5	Emmanuel Innocenti	6-5	198	So.	Ranzanico, Italy	0.6	1.1	1.1	28.6	0.0	0.0	6.6
C 24	Ismaila Diagne	7-0	237	Fr.	Nguekhokhe, Senegal	4.7	1.0	0.0	83.3	0.0	66.7	6.3

ATHLETIC COMMUNICATIONS

Barrett Henderson | Assistant AD, Communications | E: hendersonb@gonzaga.edu | O: (509) 313-4288

GAME 9: vs KENTUCKY - BATTLE IN SEATTLE

2024-25 SCHEDULE/RESULTS

OVERALL RECORD: 7-1

WCC: 0-0 | Non-Conference: 7-1
 Home: 3-0 | Away: 1-0 | Neutral: 3-1

Date	GU Rank	Opp Rank	Opponent	TV	Time/Result
OCTOBER					
<i>Eisenhower Health's Charity Exhibition (Acrisure Arena, Palm Desert, Calif.)</i>					
26	6/7	RV/-	vs. USC (Exh.)	BIG+	L, 93-96
30	6/7	-/-	WARNER PACIFIC (Exh.)	ESPN2	W, 109-52

Date	GU Rank	Opp Rank	Opponent	TV	Time/Result
NOVEMBER					
<i>Findlay Toyota Tip-Off (Spokane Arena, Spokane, Wash.)</i>					
4	6/7	8/8	vs. Baylor	ESPN 2	W, 101-63
10	6/7	RV/-	ARIZONA STATE	ESPN	W, 88-80
15	4/5	-/-	UMASS LOWELL	ESPN	W, 113-54
18	4/5	-/-	at San Diego State	CBS SPORTS NETWORK	W, 80-67
20	3/4	-/-	LONG BEACH STATE	ESPN	W, 84-41
<i>Bad Boy Mowers Battle 4 Atlantis (Imperial Arena, Paradise Island, Bahamas)</i>					
27	3/4	-/-	vs. West Virginia	ESPN	L, 78-86 (OT)
28	3/4	14/16	vs. Indiana	ESPN 2	W, 89-73
29	3/4	-/-	vs. Davidson	ESPN 2	W, 90-65

Date	GU Rank	Opp Rank	Opponent	TV	Time/Result
DECEMBER					
<i>Seattle Tip-Off (Climate Pledge Arena, Seattle, Wash.)</i>					
7	7/8	4/6	vs. Kentucky	ESPN 2	7 p.m.
<i>Hall of Fame Series (Madison Square Garden, New York City, N.Y.)</i>					
14	-/-	-/-	vs. UConn	FOX	5 p.m.
18	-/-	-/-	NICHOLLS	ESPN	6 p.m.
21	-/-	-/-	BUCKNELL	ESPN	6 p.m.
<i>West Coast Hoops Showdown (Intuit Dome, Inglewood, Calif.)</i>					
28	-/-	-/-	vs. UCLA	FOX	5 p.m.
30	-/-	-/-	at Pepperdine *	ESPN	7 p.m.

Date	GU Rank	Opp Rank	Opponent	TV	Time/Result
JANUARY					
<i>Community Cancer Fund Classic (Spokane Arena, Spokane, Wash.)</i>					
2	-/-	-/-	PORTLAND *	ESPN	6 p.m.
4	-/-	-/-	at Loyola Marymount *	ESPN	6 p.m.
8	-/-	-/-	SAN DIEGO *	ESPN	6 p.m.
11	-/-	-/-	WASHINGTON STATE *	ESPN	6 p.m.
16	-/-	-/-	at Oregon State *	CBS SPORTS NETWORK	8 p.m.
18	-/-	-/-	SANTA CLARA *	ESPN	6 p.m.
25	-/-	-/-	at Portland *	ESPN	5 p.m.
28	-/-	-/-	OREGON STATE *	ESPN / ESPN 2	8 p.m.

Date	GU Rank	Opp Rank	Opponent	TV	Time/Result
FEBRUARY					
1	-/-	-/-	at Saint Mary's *	ESPN	8 p.m.
6	-/-	-/-	LOYOLA MARYMOUNT *	ESPN	6 p.m.
8	-/-	-/-	at Pacific *	ESPN	5 p.m.
13	-/-	-/-	SAN FRANCISCO *	ESPN	8 p.m.
15	-/-	-/-	PEPPERDINE *	ESPN	7 p.m.
19	-/-	-/-	at Washington State *	ESPN 2	6 p.m.
22	-/-	-/-	SAINT MARY'S *	ESPN / ESPN 2	5 or 7 p.m.
25	-/-	-/-	at Santa Clara *	CBS SPORTS NETWORK	8 p.m.

Date	GU Rank	Opp Rank	Opponent	TV	Time/Result
MARCH					
1	-/-	-/-	at San Francisco *	ESPN	8 p.m.
<i>WCC Championships (Orleans Arena, Las Vegas, Nevada)</i>					
6	-/-	-/-	First Round	ESPN	TBD
7	-/-	-/-	Second Round	ESPN	TBD
8	-/-	-/-	Third Round	ESPN	TBD
9	-/-	-/-	Quarterfinals	ESPN / ESPN 2	TBD
10	-/-	-/-	Semifinals	ESPN / ESPN 2	TBD
11	-/-	-/-	Championship	ESPN	TBD

Home Games in BOLD CAPS | * West Coast Conference Game
 All Times Pacific and are Subject to Change

STATISTICAL SPOTLIGHT

9

Gonzaga is the only program in the country to appear in each of the last nine Sweet 16s, matching the longest streak since the NCAA Tournament expanded.

15

GU is one of only two teams to win its opening-round NCAA Tournament game each of the last 15 tournaments, Kansas is the other at 17.

25

The Zags have made 25 consecutive NCAA Tournament Appearances, with 26 overall. The 25 straight berths is the third-longest current streak in the nation.

83.4

Mark Few boasts the best winning percentage among active coaches at 83.4 percent, which is the best in NCAA Div. 1 all-time with a minimum of 10 seasons.

148

Over the last five seasons, Gonzaga is a national-best 148-21 (87.6 percent). GU has won at least 25 games in each of the last 17 consecutive seasons.



2024-25 PLAYER NOTES

	PPG	RPG	APG	SPG	BPG	FG%	3FG%	FT%	Season Highs:	
 0 Ryan Nembhard G 6-0 180 Sr. Aurora, Ont. Creighton Sport Management <i>pronounced NIM-hard</i>	24-25 10.6	2.6	10.8	1.9	0.1	39.7	45.0	85.7	19-at San Diego State (11/18/24) Rebounds: 5-Baylor (11/4/24) Assists: 14-vs. Davidson (11/29/24) Made 3s: 2-2x, last Long Beach St. (11/20)	Bob Cousy Watch List ... Preseason All-WCC ... 2023-24 1st Team All-WCC ... Set the single-season assist record with 243 total... Topped WCC with 6.8 assists per game, notching seven double-digit assist games ... 2021-22 Big East Freshman of the Year ... guided Canada to a bronze medal at the FIBA U19 World Cup in 2021.
CAREER 12.5	3.9	7.3	1.2	0.1	44.8	34.5	76.3	Career Highs: Points: 30-Baylor (3/19/23) Rebounds: 11-2x, last at DePaul (3/4/23) Assists: 14-vs. Davidson (11/29/24) Made 3s: 4-4x, San Diego (1/6/24)	Preseason All-WCC ... 2023-24 1st Team All-WCC ... led WCC with 17.1 points per game... Second in WCC with 9.9 rebounds per game... Had 11 20-point games and two 30-point outings... 2022 NWAC West Region MVP and West Region's FR of the Year, led Pierce with 20.2 points and 11.3 rebounds per game.	
23-24 12.6	4.0	6.9	1.2	0.0	44.5	32.1	75.2			
24WCC 13.8	4.0	6.8	1.4	0.0	51.9	46.0	61.7			
									Fun note: Older brother Andrew played at GU now with Pacers	
 1 Michael Ajayi G 6-7 228 Sr. Kent, Wash. Pepperdine Sociology <i>pronounced ah-JIGH-yee</i>	24-25 7.6	5.8	1.0	1.0	0.4	43.6	22.2	69.2	15-vs. Indiana (11/28/24) Rebounds: 12-Arizona State (11/10/24) Assists: 2-2x, last Long Beach St. (11/20) Made 3s: 1-4x, last vs. W. Virginia (11/27)	
CAREER 17.0	9.8	1.9	0.9	0.5	47.1	47.1	70.9	Career Highs: Points: 31-UNLV (11/17/23) Rebounds: 17-2x, last at Pacific (2/21/24) Assists: 5-2x, last Idaho St. (11/28/23) Made 3s: 5-Portland (2/17/24)		
23-24 17.2	9.9	1.9	0.9	0.5	46.7	47.0	70.9			
24WCC 17.1	9.4	1.8	0.8	0.6	43.6	41.9	72.7			
									If he had a superpower he would choose being able to transport	
 3 Braeden Smith G 6-0 170 Jr. Seattle, Wash. Colgate Philosophy	24-25 12.0	4.7	5.0	1.6	0.1	43.1	33.0	80.6	25-2x, last at Navy (1/6/24) Rebounds: 12-Lehigh (3/13/24) Assists: 10-Boston (2/7/24) Made 3s: 4-2x, Navy (2/3/24)	Patriot League Player of the Year and First Team All-Conference ... Started all 70 games in 2023-24 ... Five 20-point games and three double-doubles... Ranked top 25 nationally in assists (196) and assists per game (5.6)... league tournament MVP... NABC All-District 2nd Team... 2022-23 Patriot League All-Rookie Team.
CAREER 12.5	5.5	5.6	1.9	0.1	39.3	31.1	78.6	Career Highs: Points: 25-2x, last at Navy (1/6/24) Rebounds: 12-Lehigh (3/13/24) Assists: 10-Boston (2/7/24) Made 3s: 4-2x, Navy (2/3/24)		
23-24 12.5	5.5	5.6	1.9	0.1	39.3	31.1	78.6			
24PL 11.7	5.3	6.3	2.0	0.1	38.9	30.9	74.5			
									Lists his father as his role model; teaches him life lessons	
 4 Dusty Stromer G 6-6 200 So. Sherman Oaks, Calif. Notre Dame Sport Management	24-25 6.3	3.8	1.0	1.0	0.1	51.5	50.0	85.7	11-2x, last UMass Lowell (11/15/24) Rebounds: 6-3x, last Long Beach (11/20/24) Assists: 2-vs. West Virginia (11/27/24) Made 3s: 3-Baylor (11/4/24)	Started first 15 games as a freshman, appearing in all 35 games... Five double-digit scoring games last season... Led HS to CIF D1 title by averaging 17.3 ppg, 5.4 rpg, 2.2 apg and 1.2 spg a senior ... A repeat selection to the L.A. Times All-Star Team and all-CIFSS open division team ... Four-star recruit according to ESPN and 247Sports.
CAREER 5.0	3.4	1.1	0.6	0.5	38.4	37.0	81.1	Career Highs: Points: 15-USC (12/2/23) Rebounds: 8-UCLA (11/22/23) Assists: 5-2x, last at USD (1/20/24) Made 3s: 4-USC (12/2/23)		
23-24 4.8	3.3	1.1	0.6	0.5	37.1	35.8	81.1			
24WCC 4.2	3.0	0.9	0.6	0.4	37.5	35.9	78.6			
									126k followers on Instagram with 31 posts from August 2020	
 5 Emmanuel Innocenti F 6-5 198 So. Ranzanico, Italy/ Tarleton St. Undeclared Business Admin. <i>pronounced in-ah-CHIN-tee</i>	24-25 0.6	1.1	1.1	0.6	0.1	28.6	0.0	0.0	2-2x, last UMass Lowell (11/15/24) Rebounds: 3-Long Beach State (11/20/24) Assists: 4-UMass Lowell (11/15/24) Made 3s:	2023-24 WAC All-defensive and All-Freshman teams... One of five Texans to appear in all 35 games, making 33 starts... 1,109 minutes most by a freshman in Tarleton's D1 era... Among all freshmen in the nation, Innocenti ranked fourth in defensive rebounds per game (5.4), eighth in steals (1.7) and ninth in rebounds (6.4).
CAREER 6.5	6.2	2.9	1.6	0.2	40.7	30.4	80.0	Career Highs: Points: 19-UT Arlington (11/4/24) Rebounds: 13-2x, Bakersfield (11/22/23) Assists: 8 at LMU (12/29/23) Made 3s: 3-at Seattle (12/10/24)		
23-24 6.6	6.4	2.9	1.7	0.2	40.6	30.8	80.0			
24WAC 7.4	6.2	3.0	1.9	0.3	42.1	38.3	71.9			
									When home in Italy likes going to the beach and being with friends	
 11 Nolan Hickman G 6-2 190 Sr. Seattle, Wash. Wasatch Academy Sport Management	24-25 11.5	2.9	1.5	1.0	0.1	50.7	46.2	100.0	23-at San Diego State (11/18/24) Rebounds: 6-2x, last at SDSU (11/18/24) Assists: 3-Arizona State (11/10/24) Made 3s: 4-UMass Lowell (11/15/24)	Preseason All-WCC ... 2023-24 Second Team All-Conference... 28 double-digit scoring games, four 20-point games... 2.8 3-pointers made per WCC game topped the league... Seven 5+ assist games in 2022-23 ... played in all 32 as a freshman ... 2021-22 WCC All-Freshman Team ... 24th-ranked class of 2021
CAREER 9.1	2.1	2.4	0.9	0.3	45.2	37.5	83.2	Career Highs: Points: 24-vs. LMU (1/30/24) Rebounds: 7-Kent State (12/5/22) Assists: 8-Baylor (11/2/22) Made 3s: 5-2x, last vs. SCU (2/24/24)		
23-24 14.0	2.3	2.7	1.0	0.3	47.1	41.3	88.3			
24WCC 15.2	2.1	3.1	1.2	0.3	48.0	45.5	82.9			
									Started and runs youth health & wellness "Give Back Foundation"	
 13 Graham Ike F 6-9 250 RSr. Aurora, Colo. Wyoming Business Administration <i>pronounced Eek-kay</i>	24-25 13.8	6.5	0.9	0.4	0.3	52.8	20.0	76.7	23-at San Diego State (11/18/24) Rebounds: 10-vs. Davidson (11/29/24) Assists: 3-Baylor (11/4/24) Made 3s: 1-Long Beach State (11/20/24)	Preseason All-WCC ... 2023-24 1st Team All-WCC ... Honorable Mention AP All-American... WCC ranks: 2nd in ppg, 2nd in FG%, 6th in rebounds... 10 double-doubles... 15 20-point games, including 9 of the last 12 games of 2023-24 ... Sat out 2022-23 with injury ... 2022-23 Preseason Mountain West Player of the Year.
CAREER 16.9	8.0	1.1	0.6	0.4	55.8	31.3	73.2	Career Highs: Points: 35-DeVener (12/2/21) Rebounds: 18-at San Jose State (2/13/22) Assists: 3-7x, last at Portland (2/22/24) Blocks: 2-8x, at Saint Mary's (3/2/24)		
23-24 16.5	7.4	0.9	0.6	0.7	60.9	36.8	78.4			
24WCC 18.4	6.9	0.9	0.5	1.0	64.0	33.3	83.6			
									Movie buff; lists The Wood and Lion King as favorites	
 22 Jun Seok Yeo F 6-8 218 Jr. Seoul, Korea Korea Univ. Sport Management <i>pronounced JUNE Suh-k YO</i>	24-25 2.5	0.0	0.3	0.3	0.0	66.7	33.3	33.3	8-UMass Lowell (11/15/24) Rebounds: Assists: 1-UMass Lowell (11/15/24) Made 3s: 1-UMass Lowell (11/15/24)	Appeared in 25 games, starting one in 2023-24... Attended the NBA Global Academy in Australia ... at 2021 FIBA U-19 World Cup in Latvia, Yeo avg'd a tournament-high 25.6 ppg, and 10.6 rpg which was 2nd in the event ... helped Korea's senior national team qualify for the FIBA Asia Cup 2021 avg'd 12.3 ppg and 4 rpg.
CAREER 2.3	1.2	0.2	0.1	0.2	43.8	13.0	66.7	Career Highs: Points: 10-Arkansas-PB (12/5/23) Rebounds: 7-Eastern Or. (11/14/23) Assists: 4-Eastern Ore. (11/14/23) Made 3s: 2-MVST (12/11/23)		
23-24 2.3	1.2	0.2	0.1	0.2	43.5	13.6	66.7			
24WCC 1.3	0.7	0.1	0.2	0.1	35.7	0.0	75.0			
									Names Drake favorite musician and Kimchi soup as favorite food	
 24 Ismaila Diagne C 7-0 237 Fr. Nguekhokhe, Senegal Undeclared <i>is-MY-lah dee-yawn-ee</i>	24-25 4.7	1.0	0.0	1.0	1.0	83.3	0.0	66.7	5-2x, last Long Beach State (11/20) Rebounds: 2-Long Beach State (11/20/24) Assists: Blocks: 2-UMass Lowell (11/15/24)	Averaged 10.2 points, 7.8 rebounds, and 0.9 blocks for Real Madrid's Under-18 team ... Real Madrid won the Podgorica Tournament in 2023-24, and Diagne averaged 11 points and 7.8 rebounds in the event's four games ... Diagne appeared in four games in the Spanish Liga Endesa (ACB) with the Real Madrid national team.
CAREER 4.0	1.0	0.0	0.0	0.0	100.0	0.0	100.0	Career Highs: Points: 5-2x, last Long Beach State (11/20) Rebounds: 2-Long Beach State (11/20/24) Assists: Blocks: 2-UMass Lowell (11/15/24)		
									His favorite dinner dish is Chicken Vermicelli	
 33 Ben Gregg F 6-10 230 Sr. Clackamas, Ore. Clackamas Sport Management	24-25 9.5	5.1	0.8	0.8	0.5	55.6	14.3	82.8	24-vs. Davidson (11/29/24) Rebounds: 10-UMass Lowell (11/15/24) Assists: 2-2x, last vs. Davidson (11/29/24) Made 3s: 1-2x, last vs. Davidson (11/29)	Started last 19 games in 2023-24, appearing in all 35... Had at least one block or steal in 28 games ... 16 double digit scoring games... 7th-most WCC blocks in 2022-23... 17 appearances in 2021-22 ... graduated early, joined GU as a freshman in 2020-21, played in 18 games in 2020-21 ... No. 29 recruit in ESPN's top 100.
CAREER 5.3	3.4	0.7	0.6	0.6	50.5	36.5	70.4	Career Highs: Points: 24-vs. Davidson (11/29/24) Rebounds: 11, 2x, vs. San Fran. (3/11/24) Assists: 5-2x, last vs. SCU (2/24/24) Blocks: 3-3x, last vs. LMU (1/30/24)		
23-24 9.0	5.7	1.2	1.2	0.7	54.1	37.7	72.9			
24WCC 9.6	6.4	1.8	1.3	0.7	53.5	33.3	75.0			
									Face of several Spokane TV commercials through NIL	
 34 Braden Huff F 6-10 250 RSo. Glen Ellyn, Ill. Glenbard West Business Administration	24-25 13.5	3.6	1.1	0.1	0.8	58.3	30.8	85.7	21-Arizona State (11/10/24) Rebounds: 5-2x, last Long Beach St. (11/20) Assists: 4-vs. Davidson (11/29/24) Made 3s: 2-at San Diego State (11/18/24)	2023-24 All-WCC Freshman Team... Led WCC and was 13th in the country in 2-point FG% with 70%... 15 double-digit scoring games... Redshirted 2022-23 ... Four-star recruit ESPN and 247Sports ... Named Mr. Basketball in Illinois as senior, averaged 16.4 points, 5.7 rebounds, 3.2 assists and 1.3 steals while shooting 61 FG%.
CAREER 9.5	3.3	0.6	0.3	0.7	60.0	32.8	55.4	Career Highs: Points: 28-at San Diego (11/20/24) Rebounds: 9-2x, Jack. St. (11/20/23) Assists: 4-vs. Davidson (11/29/24) Made 3s: 3-2x, Portland (2/7/24)		
23-24 9.3	3.4	0.5	0.3	0.7	59.8	33.8	55.4			
WCC 9.1	3.3	0.7	0.1	0.9	61.0	33.3	57.1			
									Names Ironman as the superhero that resonates the most with him	
 99 Khalif Battle G 6-5 185 Gr. Hillside, N.J. Arkansas M.A. Organizational Leadership <i>pronounced KAY-liff</i>	24-25 13.5	4.8	1.6	1.1	0.1	41.3	34.1	100.0	21-UMass Lowell (11/15/24) Rebounds: 7-Arizona State (11/10/24) Assists: 3-2x, last vs. Indiana (11/28/24) Made 3s: 4-2x, last UM Lowell (11/15/24)	Spent time at Butler, Temple, and Arkansas... Had 12 20-point games in 2023-24... Ranked 10th in the NCAA (1st in the AAC) in free throw percentage (89.8%) in 2022-23... Received a medical redshirt in 2021-22... 2020-21 Third Team All-AAC... In high school, was the 2018-19 Times of Trenton Boys Basketball Player of the Year.
CAREER 13.3	3.2	1.4	0.7	0.1	40.6	35.6	85.7	Career Highs: Points: 42-Missouri (2/24/24) Rebounds: 11-Tulsa (1/26/21) Assists: 6-MD Eastern Shore (12/20/22) Made 3s: 6-2x, Missouri (2/24/24)		
23-24 14.8	3.3	1.3	0.8	0.3	40.6	35.3	87.3			
24SEC 14.2	3.2	1.3	1.0	0.4	39.5	31.4	88.9			
									Older brother Tyus was All-ACC in 2018 and 2019 at Syracuse	

GAME 9: vs KENTUCKY - BATTLE IN SEATTLE



**GENERAL**

Location..... Spokane, Wash.
 Founded..... 1887
 Total Enrollment..... 7,253
 Undergraduate..... 5,093
 Master's Students..... 1,407
 Doctoral Students..... 255
 Law Students..... 498
 Campus Size..... 152 acres
 Nickname..... Bulldogs
 Colors..... Navy and white
 Conference..... West Coast (WCC)

ADMINISTRATION

President..... Dr. Thayne M. McCulloh
 Alma Mater..... Gonzaga '89
 Athletic Director..... Chris Standiford
 Alma Mater..... Gonzaga '91
 Athletic Phone..... (509) 313-4202
 Ticket Office Phone..... (509) 313-6000

SPORTS INFORMATION

Asst. AD/Communications (MBB)..... Barrett Henderson
 Office Phone..... (509) 313-4288
 Cell Phone..... (541) 805-5687
 Email..... hendersonb@gonzaga.edu
 SID Mailing Address
 Gonzaga Athletics
 502 E. Boone Ave.
 Spokane, WA 99258-0066
 Web Site..... www.GoZags.com
 Twitter..... @ZagMBB
 Instagram..... @ZagMBB
 Facebook..... /ZagMBB

RADIO INFORMATION

Gonzaga Sports Properties - Learfield
 Contact..... Mark Livingston
 Phone..... (509) 313-5729
 Play-by-Play Announcer..... Tom Hudson
 Email..... tomhudson@icloud.com
 Analyst..... Adam Morrison
Coverage Area and Stations
 Moses Lake..... KWIQ 1020 AM
 Pasco..... KFLD 98.7 FM
 Pasco..... KFLD 870 AM
 Spokane..... KFOO 96.1 FM
 Spokane..... KQNT 590 AM
 St. Maries..... KOFE 1240 AM
 Walla Walla..... KHSS 102.3 FM
 Wenatchee..... KKRT 900 AM

MCCARTHEY ATHLETIC CENTER

Year Opened..... 2004
 Capacity..... 6,000
 Consecutive sellouts..... 299 (11/19/04-present)
 Straight sellouts overall..... 320 (since 11/8/01)
 Record..... 281-18 (.939)
 Undefeated seasons (last)..... 7 (2021-22)
 Conference Record..... 150-9 (.943)
 Undefeated seasons (last)..... 12 (2021-22)

2024-25 ROSTER**NUMERICAL**

No.	Name	Pos.	Ht.	Wt.	Yr.	Hometown/High School/College
0	Ryan Nembhard	G	6-0	180	SR	Aurora, ON/Montverde/Creighton
1	Michael Ajayi	G	6-7	228	SR	Kent, WA/Kentwood/Pepperdine
2	Steele Venters	G	6-7	200	RJR	Ellensburg, WA/Ellensburg/Eastern Washington
3	Braeden Smith	G	6-0	170	JR	Seattle, WA/Seattle Prep/Colgate
4	Dusty Stromer	G	6-6	200	SO	Sherman Oaks, CA/Notre Dame
5	Emmanuel Innocenti	F	6-5	198	SO	Ranzanico, Italy/ITC Piero Calamandrei/Tarleton State
7	Cade Orness	G	6-3	185	FR	Poulsbo, WA/North Kitsap
10	Joaquim ArauzMoore	G	6-1	175	RFR	Ross, CA/Branson
11	Nolan Hickman	G	6-2	190	SR	Seattle, WA/Wasatch Academy
13	Graham Ike	F	6-9	250	RSR	Aurora, CO/Overland/Wyoming
14	Graydon Lemke	F	6-10	190	FR	Las Vegas, NV/Faith Lutheran
15	Joe Few	G	6-0	170	RJR	Spokane, WA/Gonzaga Prep
22	Jun Seok Yeo	F	6-8	218	JR	Seoul, South Korea/NBA Global Academy/Yongsan/Korea U.
24	Ismaila Diagne	C	7-0	237	FR	Nguekhokhe, Senegal
33	Ben Gregg	F	6-10	230	SR	Clackamas, OR/Clackamas
34	Braden Huff	F	6-10	250	RSO	Glen Ellyn, IL/Glenbard West
35	Noah Haaland	F	6-9	245	RJR	Rathdrum, ID/Classical Christian/Allan Hancock College
99	Khalif Battle	G	6-5	185	GR	Hillside, NJ/Trenton Catholic/Arkansas

ALPHABETICAL

No.	Name	Pos.	Ht.	Wt.	Yr.	Hometown/High School/College
1	Michael Ajayi	G	6-7	228	SR	Kent, WA/Kentwood/Pepperdine
10	Joaquim ArauzMoore	G	6-1	175	RFR	Ross, CA/Branson
99	Khalif Battle	G	6-5	185	GR	Hillside, NJ/Trenton Catholic/Arkansas
24	Ismaila Diagne	C	7-0	237	FR	Nguekhokhe, Senegal
15	Joe Few	G	6-0	170	RJR	Spokane, WA/Gonzaga Prep
33	Ben Gregg	F	6-10	230	SR	Clackamas, OR/Clackamas
35	Noah Haaland	F	6-9	245	RJR	Rathdrum, ID/Classical Christian/Allan Hancock College
11	Nolan Hickman	G	6-2	190	SR	Seattle, WA/Wasatch Academy
34	Braden Huff	F	6-10	250	RSO	Glen Ellyn, IL/Glenbard West
13	Graham Ike	F	6-9	250	RSR	Aurora, CO/Overland/Wyoming
5	Emmanuel Innocenti	F	6-5	198	SO	Ranzanico, Italy/ITC Piero Calamandrei/Tarleton State
14	Graydon Lemke	F	6-10	190	FR	Las Vegas, NV/Faith Lutheran
0	Ryan Nembhard	G	6-0	180	SR	Aurora, ON/Montverde/Creighton
7	Cade Orness	G	6-3	185	FR	Poulsbo, WA/North Kitsap
3	Braeden Smith	G	6-0	170	JR	Seattle, WA/Seattle Prep/Colgate
4	Dusty Stromer	G	6-6	200	SO	Sherman Oaks, CA/Notre Dame
2	Steele Venters	G	6-7	200	RJR	Ellensburg, WA/Ellensburg/Eastern Washington
22	Jun Seok Yeo	F	6-8	218	JR	Seoul, South Korea/NBA Global Academy/Yongsan/Korea U.

COACHING AND SUPPORT STAFF

Head Coach: Mark Few (26th Season), Oregon, 1987
 Assistant Coach: Brian Michaelson (12th Season), Gonzaga, 2005
 Assistant Coach: R-Jay Barsh (Second Season) Puget Sound, 2007
 Assistant Coach: Stephen Gentry (Fourth Season), Gonzaga, 2006
 Assistant Coach: Zach Norvell Jr. (Second Season), Gonzaga, 2023
 Assistant Coach - Director of Operations: Jorge Sanz (Sixth Season), Florida Atlantic, 2011
 General Manager: Kurt Baumbauer (Third Season), Gonzaga, 2017
 Video Coordinator: A.J. Few (First Season), Gonzaga, 2022
 Strength and Conditioning: Travis Knight (19th Season), Gonzaga, 2000
 Athletic Trainer: Josh Therrien (Ninth Season), Washington State, 2007
 Graduate Assistant: JP Batista (Second Season), Gonzaga, 2006
 Graduate Assistant: Mo Bethea III (First Season), Warner Pacific, 2020

PRONUNCIATION GUIDE

Gonzaga: Gone-ZAG-uh (Zag rhymes with "bag")
 Graham IKE: Eek-kay Emmanuel INNOCENTI: Inn-ah-CHIN-tee
 Michael AJAYI: ah-JIGH-yee JUN SEOK YEO: JUNE Suh-k YO
 ISMAILA DIAGNE: Is-my-lah dee-yawn-knee KHALIF Battle: KAY-liff

BREAKDOWN BY CLASS

Graduate (1): Battle Sophomore (3): Huff, Innocenti, Stromer
 Senior (5): Ajayi, Gregg, Hickman, Ike, Nembhard Freshman (4): ArauzMoore, Diagne, Lemke, Orness
 Junior (5): Few, Haaland, Smith, Venters, Yeo

HEAD COACH - MARK FEW



Gonzaga University head coach Mark Few has established himself as one of the most successful coaches in NCAA Division I basketball annals in his 25 seasons at the helm, and in the process has made Bulldog basketball a household name across the country. He served as an assistant coach at GU for 10 seasons prior to take the reins of the program. Few has put together one of the most dominating runs in NCAA history, especially in the West Coast Conference. The Zags have won or shared 22 regular season league titles in his 25 seasons (all but the 1999-2000, 2011-12 and 2023-24 seasons) and taken home the conference tournament championship 19 times. The Bulldogs won or shared 11 straight West Coast Conference regular-season titles from 2000-11 and from 2012-23, which are the third-best streaks all-time in the NCAA Division I ranks behind UCLA's 13 Pac-10 Conference titles from 1967-79 and Kansas's 14 Big 12 Conference titles from 2005-18. Few led Gonzaga to the national championship game in the program's first-ever Final Four in 2017, and again in the second Final Four in 2021. Under Few, GU has appeared in five Elite Eight appearances (2015, 2017, 2019, 2021 and 2023) and 13 Sweet 16 appearances (2000, '01, '06, '09, '15, '16, '17, '18, '19, '21, '22, '23, '24). He has coached 22 All-Americans, nine Academic All-Americans, 102 all-conference selections, 17 WCC Players of the Year, 10 league newcomers of the year and nine league defenders of the year. Few has also cultivated NBA talent, including current NBA players in Domantas Sabonis, Kelly Olynyk, Zach Collins, Rui Hachimura, Brandon Clarke, Jalen Suggs, Corey Kispert, Chet Holmgren, Andrew Nembhard, Julian Strawther and Anton Watson. He also helped recruit and develop Dan Dickau, Richie Frahm, Adam Morrison, Jeremy Pargo, Elias Harris, Austin Daye, Rob Sacre, Ronny Turiaf, Kevin Pangos, Filip Petrusic, Killian Tillie and Joel Ayayi all NBA players. Morrison was the highest-drafted player in GU history when he was taken No. 3 overall by the Charlotte Bobcats in 2006, but Holmgren was taken second overall by the Oklahoma City Thunder in the 2022 draft.

Entering the 2024-25 Season, Few:

- Is the winningest active coach by percentage at .836 (688-135)
- Second fastest to 700 wins in NCAA Div. 1 history, reaching the milestone in 840 games
- Is in the Top 15 among active Division I coaches for most 20-win seasons with 25, never having won less than 20 games in a season ... Is first for most consecutive 20-win seasons for active coaches with 25

Few won a gold medal with Team USA at the Summer Olympics in Paris. He was an assistant coach for Team USA on the 2023 FIBA World Cup and the 2024 Olympics. The staff included Head Coach and Golden State Warriors Head Coach Steve Kerr, Miami Heat Head Coach Erik Spoelstra and Clippers Head Coach Tyrone Lue. Few boasts plenty of USA Basketball experience. Serving as an assistant coach at the 2018 USA National Team minicamp, Few was named an assistant coach for the 2019 USA Men's Select Team, a team that helped prepare the USA World Cup Team prior to playing in China. He returned in 2021 as an assistant coach for the USA Men's Select Team to help prepare the gold medalist U.S. Olympic Team prior to playing in Tokyo. He served as head coach of the 2015 U.S. Pan American Men's Basketball Team, a squad composed of collegiate players, and led the team to a bronze medal, and he also was an assistant coach for the gold medalist 2012 USA U18 National Team and a court coach for the 2009 USA Men's U19 World Cup/World University Games Team training camp.

Few will receive the John R. Wooden Award "Legends of Coaching" Award, presented by Principal Financial Group, in 2025. The "Legends of Coaching" honor recognizes coaches who exemplify Coach Wooden's high standard of coaching success and personal integrity.

For all that Few has accomplished on the court, his achievements off of it are equally impressive. In 2002, Mark and his wife Marcy initiated the Spokane branch of Coaches vs Cancer. The Few's annual event would become the largest Coaches vs Cancer fundraiser across the country. Quietly and without fanfare, Few has created a culture of giving at Gonzaga. In 2007, Gonzaga began hosting the Ronald McDonald House Charities Classic. For six seasons, these annual games helped raise over \$750,000 for Spokane's Ronald McDonald House. Building on their success with Coaches vs Cancer, the Fews and others in the Spokane region launched the Community Cancer Fund in 2014 to keep more money in the local market while devoting more resources to cancer patients, their families and the local organizations that serve them. In the last six years, the Community Cancer Fund has raised over 17 million dollars bringing the total raised over 18 years between the organizations to well over 25 million dollars. Among the highlights, the charity established a 3-million-dollar endowment to fund Camp Good Times, a week-long summer camp for kids with cancer. The Community Cancer Fund worked to increase lodging options for cancer patients and their families traveling to the region for treatment, which included the completion and opening of a 5-million-dollar Hospitality Center at Kootenai Health and a campus expansion of Spokane's Ronald McDonald House.

GAME 9: vs KENTUCKY - BATTLE IN SEATTLE

HEAD COACH

Year	Overall		Conf.		WCC Finish	Post-Season
	W	L	W	L		
2025	7	1				
2024	27	8	14	2	2nd	NCAA Sweet 16
2023	31	6	14	2	T-1st	NCAA Elite Eight
2022	28	4	13	1	1st	NCAA Sweet 16
2021	31	1	15	0	1st	NCAA Runner-Up
2020	31	2	15	1	1st	NCAA Canceled
2019	33	4	16	0	1st	NCAA Elite Eight
2018	32	5	17	1	1st	NCAA Sweet 16
2017	37	2	17	1	1st	NCAA Runner-Up
2016	28	8	15	3	T-1st	NCAA Sweet 16
2015	35	3	17	1	1st	NCAA Elite Eight
2014	29	7	15	3	1st	NCAA 3rd Round
2013	32	3	16	0	1st	NCAA 3rd Round
2012	26	7	13	3	2nd	NCAA 3rd Round
2011	25	10	11	3	T-1st	NCAA 3rd Round
2010	27	7	12	2	1st	NCAA 2nd Round
2009	28	6	14	0	1st	NCAA Sweet 16
2008	25	8	13	1	1st	NCAA 1st Round
2007	23	11	11	3	1st	NCAA 1st Round
2006	29	4	14	0	1st	NCAA Sweet 16
2005	26	5	12	2	1st	NCAA 2nd Round
2004	28	3	14	0	1st	NCAA 2nd Round
2003	24	9	12	2	1st	NCAA 2nd Round
2002	29	4	13	1	1st	NCAA 1st Round
2001	26	7	13	1	1st	NCAA Sweet 16
2000	26	9	11	3	2nd	NCAA Sweet 16
TOTAL	722	144	346	36		

ASSISTANT COACH

Year	Overall		Conf.		WCC Finish	Post-Season
	W	L	W	L		
1999	28	7	12	2	1st	NCAA Elite Eight
1998	24	10	10	4	1st	NIT - 2nd Round
1997	15	12	8	6	T-4th	
1996	21	9	10	4	T-1st	NIT
1995	21	9	7	7	4th	NCAA
1994	22	8	12	2	1st	NIT 2nd Round
1993	19	9	10	4	2nd	
1992	20	10	8	6	3rd	

GRADUATE ASSISTANT COACH

Year	Overall		Conf.		WCC Finish	Post-Season
	W	L	W	L		
1991	14	14	5	9	4th	
1990	8	20	3	11	8th	

WCC Regular-Season Titles (25)

2013-23; 2001-11; 1998-99; 1996; 1994

WCC Tournament Titles (21)

2020-23; 2013-18; 2009-11; 2004-07; 1999-02; 95

WCC Tournament Championship Games (29)

1998-2024; 1995-96; 1992

NCAA Tournament Appearances (25)

1999-2024; 1995

NIT Appearances (3) 1998, 1996, 1994





SCOUTING THE WILDCATS

- Under first year head coach Mark Pope, Kentucky is off to a flying start to the season. The Wildcats won their first seven games, including a win over then No. 6 Duke in the Champions Classic in Atlanta, 77-72. Wake Forest transfer Andrew Carr led Kentucky with 17 points, while Amari Williams (Drexel transfer) had 10 points and eight rebounds. Otega Oweh (Oklahoma transfer) added 15 points.

- The Wildcats are coming off a 70-66 loss at Clemson Tuesday. Kentucky was held to a season low 66 points and 38 percent shooting from the field. Oweh scored a game-high 17 points, while San Diego State transfer Lamont Butler chipped in 16 points and five assists. Jaxson Robinson (BYU transfer) scored 12 points. Williams grabbed 11 rebounds.

- Kentucky boasts the second-best scoring offense in the country (92.9) and leads the nation in fastbreak points per game (21.1). They are third averaging 44.8 rebounds.

- Five Wildcats average double-digit scoring led by Oweh's 16 points per game. Butler adds 12.9 points and Dayton transfer Koby Brea averages 12.8. Robinson and Carr chip in 12 and 10 points per outing.

- Williams nearly averages a double-double at 9.9 points and 10.1 rebounds per contest.

SERIES INFO

- This is the fourth all-time meeting between Gonzaga and Kentucky looms Dec. 7 in Seattle's Climate Pledge Arena.

- Last season, the Zags won at No. 17 Kentucky, 89-85. Graham Ike scored a team-high 23 points, while Nolan Hickman had 17 and Braden Huff added 12. Ryan Nembhard dished out nine assists.

- In 2022-23, No. 2 Gonzaga beat No. 4 Kentucky in Spokane, 88-72. Rasir Bolton scored 24 points, Drew Timme added 22, and Julian Strawther had 20 points and 14 rebounds. Anton Watson had 10 points and 10 rebounds and spent the evening guarding reigning player of the year Oscar Tshiebwe.

- In the first matchup, the Wildcats beat Gonzaga 80-72 in the 2002 Maui Invitational. Kentucky was ranked 15th and the Zags were No. 20. Blake Stepp scored a game-high 24 points with five three-pointers to lead GU.

- The Bulldogs are 25-13 all-time versus current members from the Southeastern Conference, with the last being the win in Lexington last season over Kentucky.

- Gonzaga has won seven of its last 10 games against current SEC opponents.

BATTLE IN SEATTLE HISTORY

- The 2024 Battle in Seattle will be the 15th edition.

- The Bulldogs hold a 9-5 record in the event all-time.

- In the last Battle in Seattle, No. 16 Alabama held off a rally from No. 3 Gonzaga, 91-82. Seattle native Nolan Hickman was the lone current Zag to appear in that game, scoring nine points in 20 minutes off the bench.

- No. 17 Gonzaga held off No. 3 Missouri 87-80 in overtime in the first Battle in Seattle on Dec. 13, 2003.

- Previous Battle in Seattle Results

Dec. 13, 2003 – #17 Gonzaga 87, #3 Missouri 80 (OT)

Dec. 4, 2004 – Gonzaga, 68, Massachusetts 57

Dec. 10, 2005 – #11 Gonzaga, 64, Oklahoma State 62

Dec. 30, 2006 – #18 Nevada 82, Gonzaga 74

Dec. 29, 2007 – #11 Tennessee 82, Gonzaga 72

Dec. 20, 2008 – #2 Connecticut 88, # 7 Gonzaga 83 (OT)

Dec. 12, 2009 – #21 Gonzaga 103, Davidson 91

Dec. 4, 2010 – #20 Illinois 73, Gonzaga 61

Dec. 17, 2011 – Gonzaga 71, Arizona 60

Dec. 15, 2012 – #14 Gonzaga 68, Kansas State 52

GAME 9: vs KENTUCKY - BATTLE IN SEATTLE

Dec. 14, 2013 – #20 Gonzaga 68, South Alabama 58

Dec. 20, 2014 – #8 Gonzaga 63, Cal Poly 50

Dec. 19, 2015 – #9 Gonzaga 86, Tennessee 79

Dec. 4, 2021 - #16 Alabama 91, #3 Gonzaga 82

UP NEXT

- Gonzaga heads east to face two-time defending national champion UConn at Madison Square Garden in New York City next Saturday at 5 p.m. Pacific Time on Fox.

- It will be the eighth all-time meeting between Gonzaga and UConn. The Huskies have won five of the seven games.

- The seven previous meetings were on a neutral court.

- The No. 5 Huskies picked up a 76-63 victory over No. 10 Gonzaga in last year's Continental Tire Seattle Tip-Off in Climate Pledge Arena. Ryan Nembhard had 15 points.

- In the 2023 NCAA Tournament West Region Final, UConn cruised to an 82-54 win in Las Vegas.

- Prior to 2023, five of the previous meetings were decided by five points or less and a combined 18 points. Three of the matchups have been decided by one possession.

- UCONN won the first all-time meeting, 67-62, in the 1999 NCAA Tournament West Region Final in Phoenix on March 20, 1999.

- Since 2014-15, the Zags are 7-3 against Big East foes.

BACK IN THE GARDEN

- GU returns to Madison Square Garden for the seventh time.

- The Zags have won three of their eight games in MSG.

- In its last trip to New York City and Madison Square Garden, Gonzaga fell to No. 7 Villanova, 88-72, in the 2017 Jimmy Classic. The Wildcats would go on to win the national title that season.

- The Bulldogs won the 2014 Preseason NIT, defeating Georgia and St. John's on Nov. 26 and 28.

- Gonzaga made its MSG debut with a 73-66 setback to St. Joseph's in the 2003 Coaches vs. Cancer Classic. It was the Zags' season-opener and Adam Morrison's first game in a Bulldog uniform.

11/14/03 L #17 St. Josephs (66-73) Coaches vs. Cancer

11/22/06 W #2 North Carolina (82-74) NIT Tip-Off

11/24/06 L Butler (71-79) NIT Tip-Off

12/21/06 L #6 Duke (54-61) Aeropostale Classic

12/1/09 L #7 Duke (41-76) Aeropostale Classic

11/26/14 W Georgia (88-76) NIT Tip-Off

11/28/14 W St. John's (73-66) NIT Tip-Off

12/5/17 L #4 Villanova (72-88) Jimmy V Classic

SHARING IS CARING

- Ryan Nembhard's 10.8 assists per game is first in the nation, after dishing out 86 assists (1st in the country) to just 14 turnovers through the first seven games.

- His 6.14 assist-to-turnover ratio is second in the country.

- Nembhard finished with a career-high and single game tournament record 14 assists against Davidson in the Battle 4 Atlantis. He totaled 39 assists in the three-game event, setting a new tournament record, to just eight turnovers.

- Gonzaga is second in the nation in assist-to-turnover ratio at 2.12. The Zags' 19.9 assists per game tops the West Coast Conference, and is seventh in the country.

TAKING CARE OF THE ROCK

- The Bulldogs' are only turning the ball over 9.4 times per game, which ranks 14th in the country.

- Gonzaga had four turnovers in the win over Long Beach State. The second fewest by the Zags in the past six seasons. (three turnovers, San Francisco on 3/11/24)

- The Bulldogs are fourth in the nation with a 12.9 turnover

BEST WINNING PERCENTAGE SINCE 2010-11

	W	L	Pct.
1. Gonzaga	425	70	0.859
2. Kansas	405	100	0.802
3. Duke	388	107	0.784
4. Arizona	374	114	0.766
5. Kentucky	375	120	0.758

BEST WINNING PERCENTAGE LAST TEN SEASONS

	W	L	Pct.
1. Gonzaga	313	43	0.879
2. Kansas	282	74	0.792
3. Duke	273	80	0.773
4. Virginia	258	76	0.772
5. Houston	264	79	0.770

MOST WINS LAST FIVE SEASONS

	W	L	Pct.
1. Gonzaga	148	21	0.876
2. Houston	148	27	0.846
3. Kansas	134	37	0.784
4. San Diego State	134	34	0.798
5. Baylor	128	35	0.785

MOST WINS SINCE 2016-17

	W	L	Pct.
1. Gonzaga	250	32	.887
2. Houston	229	50	.821
3. Kansas	222	60	.787
4. Duke	213	65	.766
5. Purdue	208	68	.754

BEST HOME PERCENTAGE LAST FIVE SEASONS

	W	L	Pct.
1. Gonzaga	73	3	.961
2. Houston	78	5	.940
3. Kansas	74	5	.937
4. San Diego State	70	6	.921
5. Liberty	74	7	.914

BEST TRUE ROAD PERCENTAGE LAST FIVE SEASONS

	W	L	Pct.
1. Gonzaga	37	6	.860
2. Saint Mary's	29	12	.707
3. Houston	36	15	.706
4. Vermont	45	19	.703
5. San Diego State	36	17	.679

MOST NCAA TOURNAMENT WINS LAST 10 SEASONS

	W	L
1. Gonzaga	27	9
2. UNC	23	7
3. Duke	23	7
4. Villanova	21	5
5. Kansas	21	8

MOST NCAA TOURNAMENT WINS LAST 5 SEASONS

	W	L
1. Gonzaga	15	5
2. Houston	13	5
3. UConn	11	2
Duke	11	4
5. Baylor	10	4
Kansas	10	4

BEST FIELD GOAL PERCENTAGE LAST FIVE SEASONS

	FGM	FGA	Pct.
1. Gonzaga	5480	10448	0.525
2. South Dakota St.	4436	9079	0.489
3. Wright State	4678	9646	0.485

MOST POINTS PER GAME LAST FIVE SEASONS

	Points	Avg.
1. Gonzaga	169	14732
2. Alabama	170	14084
3. Arizona	166	13516

MOST POINTS PER GAME LAST THREE SEASONS

	Wins	Seasons
1. Gonzaga	8888	88.0
2. Alabama	8279	80.4
3. Iowa	8232	82.3

** All numbers entering the 2024-25 season





percentage. Ole Miss is first at 11.7 percent.

BENEFITTING FROM THE CHARITY STRIPE

- Gonzaga is third in the nation making 82.4 percent from the free-throw line.
- The program record is 79 percent set in 1988-89. The best free-throw shooting team under Mark Few was in 2005-06, when the Zags made 78.2 percent.
- Over the three games at the Battle 4 Atlantis, GU made 54 of its 59 free throws (91.5 percent). The Bulldogs were 21-of-22 in the win over Indiana. Ben Gregg was 16-of-17 from the line in the tournament.
- Khalif Battle leads the nation from the line at 28-for-28 to start the season, which is the most makes without a miss.
- Ryan Nembhard is sixth in the conference at 85.7 percent (30-of-35) from the free-throw line, while Gregg is eighth at 82.8 percent (24-of-29).
- The Bulldogs went 27-of-31 from the free-throw line in the win at San Diego State. The last time Gonzaga shot 85 percent with 30 or more free throw attempts was versus Santa Clara on Jan. 16, 2020. The last time GU did it on the road was at Santa Clara on Jan. 5, 2013.

SEATTLE'S VERY OWN

- Nolan Hickman is shooting a career-best 46.2 percent from behind-the-arc currently this season. The senior was 8-of-16 from three-point range at Atlantis.
- He eclipsed the 1,000-point career scoring mark while in The Bahamas.
- According to KenPom, Hickman is third in effective field goal percentage in the WCC at 63.8 percent. The next best Zag is Khalif Battle at 50 percent in 25th.

B HUFF BE TOUGH

- Braden Huff is off to a great start to his sophomore season. After scoring 14 points against No. 8 Baylor, he had a team-high 21 versus Arizona State, 13 versus UMass-Lowell, 10 at San Diego State, 12 against Long Beach State, 19 versus West Virginia, and 14 against Davidson. He's averaging 13.5 points per outing.
- All of his efforts have been off the bench, and he has made 49-of-84 from the field (58.3 percent).
- The Illinois native recorded his fourth career 20-point game with team-high 21 points against Arizona State.

A LITTLE HELP FROM THE BENCH

- The Bulldogs' bench is averaging 34.25 points per game, which leads the WCC and is 18th in the nation.
- Last season's NCAA Div. 1 leader in bench points, Cornell, averaged 36.03 per game.
- The Zags averaged 19.1 bench points per game last season, reaching 40 points from the bench in four games, with the last coming against Portland (42-11) on Feb. 7, and the most against Eastern Oregon (58-36) on Nov. 14.
- Gonzaga had 48 bench points in the wins over Davidson and UMass-Lowell.
- Gonzaga outscored Baylor 42-19 in bench points.
- The 42 points were the most by Gonzaga against a ranked team over the last 20 seasons.
- The Bulldogs followed it up with 36 points off the bench against Arizona State (36-19).

GIVING THANKS FOR THESE EVENTS

- Gonzaga is 48-14 under Mark Few in events during the week of Thanksgiving, and 378 in the last 10 Thanks-
GAME 9: vs KENTUCKY - BATTLE IN SEATTLE

giving week events.

- Under Mark Few, GU has won seven tournaments during the week of Thanksgiving, and played in 11 of the 17 tournament championship games.

THAT'S A LOT OF POINTS

- Gonzaga's 382 points were the second-most through the first four games of the season in program history.
- The 2018-19 Bulldog team had 402 points in season-opening wins over Idaho State (120), Texas Southern (104), Texas A&M (94), and Illinois (84). They had 493 points through the first five games of that season.

HECK OF A START

- Gonzaga's 101-63 regular season-opening victory over No. 8 Baylor was one for the record books.
- The win was Gonzaga's largest win over a Top-10 foe in program history. The 38-point win over Baylor is the largest by any team in a season opener against a top-10 opponent in AP Poll history.
- The 38-point win over Baylor is the largest win by any team against an AP Top-10 opponent since Villanova beat Oklahoma by 44 in the 2016 National Semifinal.
- Gonzaga topped 100 points against a nationally-ranked opponent for the first time since its 100-90 victory over Alabama on Dec. 17, 2022.
- Five Bulldogs finished in double-digit scoring against Baylor, with two others at nine points. Eleven of the 12 GU players that checked in scored in the victory.
- Gonzaga averaged 1.44 points per possession. Baylor had not given up a total that high since 2005 against Oklahoma. The Zags jumped to the number one offense in KenPom.

IKE AND NEMBARD ON NATIONAL WATCH LISTS

- Graham Ike and Ryan Nembhard were named to the Naismith Trophy preseason watch list for the 2024-25 Naismith Trophy Player of the Year.
- Ike and Nembhard are also on the John R. Wooden All-American Preseason Watch List. Both the Naismith and Wooden lists feature 50 players.
- Ike was also named to the National Association of Basketball Coaches preseason watch list for the NABC Division I Player of the Year, which features 20 players.

BULLDOG TRIO ON NAISMITH STARTING FIVE

- Michael Ajayi, Graham Ike, and Ryan Nembhard were all named their position preseason watch lists.
- Ajayi was named to the Julius Erving Award Watch List, which is given to the nation's top small forward.
- Ike was named to the Karl Malone Award Watch List, given to the country's top power forward.
- Nembhard was named to the Bob Cousy Award Watch List which is given to the best point guard in the nation.
- Gonzaga is one of 11 programs with three or more players listed on the lists. (Arizona 4, Alabama 3, Arkansas 3, Duke 5, Baylor 3, Indiana 4, Kansas 4, North Carolina 5, Texas 3, UConn 4)

STEADY IN THE POLLS

- The Bulldogs have appeared in 153 out of the last 159 AP Polls all since the start of the 2017 season, only behind Kansas's 158 appearances.
- Gonzaga has an average ranking of 6.6 in the AP Polls since 2017, which is second behind Kansas at 6.0.

HISTORY

First Season.....	1908
All-time Record	1,823-1,118 (.619)
NCAA Tournament Appearances	26
Record	46-25
Last (Round)	2024 (Sweet 16)
Consecutive	25 (1998-present)
NCAA Sweet 16 Appearances (last).....	14 (2024)
NCAA Elite Eight Appearances (last)	6 (2023)
NCAA Final Four Appearances (last).....	2 (2021)
NIT Appearances (last).....	3 (1998)
WCC Championships (last)	26 (2023)
WCC Tournament titles (last)	21 (2023)

TEAM INFORMATION

2023-24 Record	27-8
Home	13-2
Away.....	8-2
Neutral.....	6-4
WCC Record	14-2
Home.....	7-1
Away.....	7-1
Finish.....	Second
Tournament	Runner-up
NCAA Tournament.....	Sweet 16
Associated Press Final Ranking.....	15
USA Today Final Ranking.....	16
Starters Returning/Lost.....	4/1
Letterwinners Returning/Lost.....	8/4
Points/Rebounds Returning	81 percent/71 percent

COACHES AND STAFF

Head Coach	Mark Few
Alma Mater.....	Oregon '87
Record at Gonzaga.....	722-144 (25)
Overall Record	722-144 (25)
Assistant Coach.....	Brian Michaelson
Alma Mater.....	Gonzaga '05
Season on staff	12th
Assistant Coach.....	R-Jay Barsh
Alma Mater.....	Puget Sound '07
Season on staff	Second
Assistant Coach.....	Stephen Gentry
Alma Mater.....	Gonzaga '06
Season on staff	Fourth
Assistant Coach.....	Zach Norvell Jr.
Alma Mater.....	Gonzaga '23
Season on staff	Second
Assistant Coach - Director of Operations.....	Jorge Sanz
Alma Mater.....	Florida Atlantic '11
Season on staff	Seventh
General Manager.....	Kurt Baumbauer
Alma Mater.....	Gonzaga '17
Season on staff	Fourth
Video Coordinator	AJ Few
Alma Mater.....	Gonzaga '22
Season on staff	First
Strength and Conditioning Coach	Travis Knight
Alma Mater.....	Gonzaga '00
Season on staff	19th
Athletic Trainer.....	Josh Therrien
Administrative Assistant.....	Shaniqua Nilles
Academic Support Services.....	Colette Yamaoka
Creative Director - Recruiting.....	Matt Villareal





PRESEASON NODS

- Ryan Nembhard
 No. 61 - Lindy's Magazine Top 150 Players
 Lindy's Magazine All-Ironman Team
 Lindy's Magazine First Team All-WCC
 Lindy's Magazine WCC Top Playmaker
 The Athletic HM Preseason All-American
 No. 26 - CBS Sports Top 100 Players
 Bob Cousy Preseason Watch List
 Naismith Player of the Year Preseason Watch List
 Wooden Award Preseason Watch List
 Lute Olson Award Early Season Watch List

- Graham Ike
 No. 17 - Lindy's Magazine Top 150 Players
 Blue Ribbon Magazine Third Team All-American
 Blue Ribbon Magazine All-Conference Team
 Blue Ribbon Magazine WCC Player of the Year
 Lindy's Magazine First Team All-WCC
 Lindy's Magazine WCC Player of the Year
 Jon Rothstein's Third Team All-American
 The Athletic Second Team Preseason All-American
 No. 52 - CBS Sports Top 100 Players
 Karl Malone Preseason Watch List
 Naismith Player of the Year Preseason Watch List
 Wooden Award Preseason Watch List

- Michael Ajayi
 No. 29 - Lindy's Magazine Top 150 Players
 Blue Ribbon Magazine All-Conference Team
 Lindy's Magazine First Team All-WCC
 Lindy's Magazine WCC Top NBA Prospect
 No. 53 - CBS Sports Top 101 Transfers
 Julius Erving Preseason Watch List

- Nolan Hickman
 No. 91 - Lindy's Magazine Top 150 Players
 Lindy's Magazine Second Team All-WCC
 Lindy's Magazine WCC Top Shooter

- Khalif Battle
 No. 142 - Lindy's Magazine Top 150 Players
 Lindy's Magazine Third Team All-WCC
 Blue Ribbon Magazine WCC Newcomer of the Year
 No. 73 - CBS Sports Top 101 Transfers

- Ben Gregg
 Lindy's Magazine Third Team All-WCC

- Braden Huff
 Jon Rothstein's Twenty Breakout Players

PRESEASON TEAM RANKINGS

- The Athletic: 2
 - Blue Ribbon Magazine: 4
 - Lindy's Magazine: 5
 - ESPN: 5
 - Field of 68: 6
 - Andy Katz: 8
 - Dickie V: 8
 - CBS Sports: 8
 - Fox Sports: 8
 - Jon Rothstein: 8

THERE'S NO PLACE LIKE HOME

- Since the McCarthy Athletic Center opened in 2004, Gonzaga boasts a 281-18 record at home.
 - The Zags' 93.9 winning percentage at home since 2004-05 ranks second in the nation.
 - GU has sold out every game since the 6,000-seat McCarthy Athletic Center opened, a streak of 299 games.

LIFE ON THE ROAD

- Since the 2016-17 season, Gonzaga is a national best 67-8 (88.6) in true road games. Saint Mary's has the next best true road win percentage at 74.0 (55-19).
 - Since the 2007-08 season, the Zags are 139-31 in true road games. GU's 81.9-win pct. in true road games is best in the nation.
 - Since the 2005-06 season, Gonzaga is 274-80 in road or neutral games. The Zags' 77.6-win percentage in road or neutral games tops the nation over that span.

FEEL FREE TO USE THESE AT A PARTY

- The Bulldogs have won 175 straight games when leading by 10 or more points at halftime.
 - Gonzaga's nine straight road wins is tied for the longest current active streak in the country.
 - GU has the Div. 1 record at 17 straight 25-win seasons.
 - The Zags' 27-straight 20-win seasons rank second for the longest active run in the country. (Kansas 33)
 - Per ESPN stats, the Zags are the fourth program ever to reach nine straight Sweet 16s. They join UCLA, Duke, and North Carolina. Since the field expanded in 1985, North Carolina and Duke had streaks of nine straight Sweet 16s, which rank as the longest.

EXPERIENCE IS KEY

- Of the 12 possible players that could come back from last season, 10 return for the 2024-25 campaign, including all four starters.
 - The Bulldogs welcome back 81 percent of last season's scoring, along with 71 percent of their rebounding.
 - The Zags are bringing back six of its top seven scorers, along with 81.4 percent of the minutes played, which is the highest retention rate for GU in almost 20 years. Only four other programs in the country bring back a higher percentage of minutes played.
 - GU ranks 11th in experience and fourth in continuity.
 - Four Gonzaga players have played in over 100 games.
 - Five Zags have scored over 1,000 points.
 - Six Bulldogs averaged double-digit scoring last season, while Ben Gregg scored nine points per game.
 - Six GU players have pulled down over 300 rebounds in their career, and three have dished out over 200 assists.

BULLDOGS PICKED TO WIN WCC

- For the 22nd time in the last 24 seasons, the Gonzaga men's basketball team was selected as favorites in the West Coast Conference preseason coaches' poll. The annual poll, along with the WCC Preseason Team, was released at the WCC Media Day event at the Resorts World Resort.
 - Except for last season and in 2017-18, the Zags have been first place in every WCC preseason poll since 2001. GU received nine of the league's 11 first place votes in the poll.
 - Coaches are not allowed to vote for their own team.
 - Saint Mary's and San Francisco collected the other two first place votes in this year's poll. The Zags had 99 points in the poll, while Saint Mary's was second with 86, and Santa Clara was third with 81. San Francisco and Washington State rounded out the top-half.

- The Bulldogs have won 24 of the last 27 WCC regular season titles, 20 of which have been won outright.
 - GU has 26 WCC regular season titles overall, including 22 of the last 24.
 - Gonzaga has appeared in 27 straight WCC Tournament Championship games, which is the longest streak of its kind in the nation. The Zags have won the conference tournament title 10 times in the last 13 years.

QUARTET TABBED PRESEASON ALL-WCC

- Michael Ajayi, Nolan Hickman, Graham Ike, and Ryan Nembhard were all named to the conference's preseason team. Ike and Nembhard earned the recognition for the second straight season. Ajayi, Ike, and Nembhard were all named First Team All-Conference last season, while Hickman was second team. It's the third time four GU players were named to the same WCC preseason team, and the first since 2018.

THE GOLDEN FEW

- Gonzaga Head Coach Mark Few won a gold medal with Team USA at the Summer Olympics in Paris.
 - Few was an assistant coach for Team USA on the 2023 FIBA World Cup and the 2024 Olympics. The staff included Head Coach and Golden State Warriors Head Coach Steve Kerr, Miami Heat Head Coach Erik Spoelstra and Clippers Head Coach Tyrone Lue.
 - Few was an assistant coach at the 2018 USA National Team minicamp, he was named an assistant coach for the 2019 USA Men's Select Team, a team that helped prepare the USA World Cup Team prior to playing in China. He returned in 2021 as an assistant coach for the USA Men's Select Team to help prepare the gold medalist U.S. Olympic Team prior to playing in Tokyo.
 - Few served as head coach of the 2015 U.S. Pan American Men's Basketball Team, a squad composed of collegiate players, and led the team to a bronze medal, and he also was an assistant coach for the gold medalist 2012 USA U18 National Team and a court coach for the 2009 USA Men's U19 World Cup/World University Games Team training camp.

ZAGS AT THE OLYMPICS

- Coach Few wasn't the only Gonzaga representative at the Summer Olympics in Paris.
 - Andrew Nembhard and Kelly Olynyk were on the Canadian roster, while Rui Hachimura returned for Japan, and Filip Petrusic competed for Serbia.
 - Petrusic led Serbia to a bronze medal, averaging 9.7 points at 67.6 percent shooting from the field, which was fifth in the tournament. He added 4.5 rebounds.
 - Hachimura averaged 22 points in three games, with 6.5 rbs.

FEW ... A LEGEND OF COACHING

- Mark Few will receive the John R. Wooden Award "Legends of Coaching" Award, presented by Principal Financial Group, in 2025. Coach Wooden's grandson-in-law Craig Impelman was proud to announce Few's selection at the Los Angeles Athletic Club's annual Wooden Award Tip-Off Luncheon.
 - The "Legends of Coaching" honor recognizes coaches who exemplify Coach Wooden's high standard of coaching success and personal integrity and was adopted by the Wooden Award Steering Committee in 1999.
 - The honorees are selected based on character, success on the court, graduation rate of student-athletes in their basketball program, coaching philosophy, and identification with the goals of the John R. Wooden Award.
 - Few will be presented the honor alongside the 2025 Wooden Award winners presented by Principal on April 11, 2025.

**Associated Press Top 25**

(Dec. 2)	REC	PVS
1 Kansas (35)	7-0	1499
2 Auburn (26)	7-0	1490
3 Tennessee	7-0	1351
4 Kentucky	7-0	1267
5 Marquette	8-0	1246
6 Iowa State	5-1	1225
7 Gonzaga	7-1	1181
8 Purdue	7-1	1058
9 Duke	5-2	941
10 Alabama	6-2	939
11 Wisconsin	8-0	903
12 Oregon	8-0	806
13 Florida	8-0	782
14 Cincinnati	6-0	774
15 Baylor	5-2	567
16 Memphis	6-1	500
17 Houston	4-3	402
18 Pittsburgh	7-1	374
19 Illinois	6-1	351
20 North Carolina	4-3	292
21 Oklahoma	7-0	266
22 Texas A&M	6-2	207
23 Ole Miss	6-1	156
24 San Diego State	4-2	143
25 UConn	5-3	123

Also receiving votes: Michigan St. 108, Arkansas 104, Texas 97, Michigan 95, Arizona St 89, Indiana 72, Drake 58, Xavier 33, Utah St. 28, Louisville 27, West Virginia 26, Clemson 25, BYU 24, Dayton 24, Texas Tech 22, Nebraska 22, Mississippi St. 20, Ohio St. 19, Maryland 13, UCLA 13, Creighton 12, Saint Mary's 11, Georgia 10, St. John's 7, Loyola Chicago 4, Florida St. 3, DePaul 3, UC Irvine 2, Columbia 2.

USA Today/Coaches' Top 25

(Dec. 2)	REC	PTS
1 Kansas (19)	7-0	760
2 Auburn (12)	7-0	755
3 Tennessee	7-0	694
4 Marquette	8-0	646
5 Iowa State	5-1	629
6 Kentucky	7-0	628
7 Purdue	7-1	535
8 Gonzaga	7-1	517
9 Duke	5-2	472
10 Oregon	8-0	457
11 Wisconsin	8-0	450
12 Alabama	6-2	441
13 Florida	8-0	427
14 Cincinnati	6-0	376
15 Memphis	6-1	265
16 Baylor	5-2	262
17 Illinois	6-1	234
18 Houston	4-3	221
19 Pittsburgh	7-1	213
20 Ole Miss	6-1	139
21 Oklahoma	7-0	111
22 North Carolina	4-3	96
23 Michigan	6-1	90
24 Texas A&M	6-2	86
25 Michigan State	6-2	73

Also receiving votes: UConn 63, San Diego State 56, Texas 54, Mississippi State 39, Arizona State 39, Drake 34, Texas Tech 32, Arkansas 28, UCLA 17, Xavier 16, BYU 16, Ohio State 15, Utah State 13, Saint Mary's 12, Dayton 10, St. John's 8, Nebraska 8, Creighton 8, Indiana 8, West Virginia 5, Clemson 5, Maryland 5, Georgia 3, Arizona 2

PLAYER CAPSULES**#0 RYAN NEMBHARD**

6-0 • SR • G • Aurora, Ont.

- 2023-24: All-Conference first team ... Set the single season assist record with 243 total ... Started all 35 games ... topped the conference at 6.8 assists per league game, and with a 4.6 assist to turnover ratio ... led the league at 35.1 minutes per game ... averaged 12.6 points per game, 13.75 per WCC game.
- 2022-23: Started all 37 games in his sophomore season with Creighton... Averaged 12.1 points per game, and dished 176 total assists... Scored a career-high 30 points against Baylor in the NCAA Tournament... Improved his three point, field goal, and free throw percentages from last season... Named to the Maui Invitational All-Tournament Team after averaging 20.3 points and 4.3 assists... Named to the Bob Cousy Point Guard of the Year Watch List and Preseason Second Team All-BIG EAST.

- 2021-22: In his freshman year, started 27 games for Creighton... Averaged 11.3 points per game, including scoring a season-high 23 points against Xavier... Recorded 34.8 minutes per game and 4.4 assists per game this season, ranking third in the BIG EAST... Included on the BIG EAST All-Freshman Team... Named the BIG EAST Freshman of the Year.
- High School: Was ranked the 62nd player in the country, and a five-star recruit, by ESPN... Went 24-1 as a senior and 25-0 as a junior at Monteverde Academy... Won the GEICO High School National Championship his senior year... Averaged 14.3 points and 9.0 assists at the FIBA U16 Americas Championship in 2019.

#1 MICHAEL AJAYI

6-7 • SR • G • Kent, Wash.

- Pepperdine (2023-24): led the West Coast Conference in scoring this past season at 17.1 points per game ... As a junior, he was second in the WCC grabbing 9.9 rebounds per outing ... He made 46.7 percent from the field, including 47 percent from behind-the-arc. He earned First Team All-Conference honors following the season ... Scored at least 20 points 11 times this season and hit 30 twice. In the two games against Gonzaga, he averaged 10 points and 8.5 rebounds.
- Pierce College: Named the 2022 Northwest Athletic Conference West Region's Most Valuable Player and the West Region's Freshman of the Year last season ... Was the team's leading scorer and rebounder at 20.4 points and 11.3 rebounds in 23 games ... Had back-to-back games with a season-high 40 points against Highline (one shy of the school record) and 38 against South Puget Sound ... Grabbed 26 rebounds

in a game against Centralia ... Had a double-double in all 14 league games.

- High School: As a 2020-21 high school senior at Kentwood, in his only year on the varsity, averaged 10.7 points and 8.8 rebounds.

#4 DUSTY STROMER

6-6 • SO • G • Sherman Oaks, Calif.

- (2023-24): Started the first 15 games for the Zags ... Appeared in all 35 games ... Averaging 23.5 minutes per game ... Shot 37% from three while shooting 35% from behind-the-arc and 81% from the free-throw line.
- High School: Ranked as the 34th player, and a four-star recruit, by ESPN... Averaged 17.3 points, 5.4 rebounds, and 2.2 assists per game his senior season... Won the CIF D1 title his senior year... Named the Mission League MVP, and was a repeat selection to the L.A. Times All-Star Team and All-CIFSS Division Team... Did not play his sophomore season due to the COVID-19 pandemic, but averaged 13.1 points and 3.9 rebounds his freshman season.

#5 EMMANUEL INNOCENTI

6-5 • SO • G • Ranzanico, Italy

- (2023-24): one of five Texans to appear in all 35 games and made 33 starts ... earned a selection to the WAC All-defensive and All-Freshman Squads ... In total, he played in 1109 minutes, the most by a freshman in Tarleton's D1 era and his 33.8 minutes per game in conference play ranked ninth among all WAC individuals ... Among all freshman in the nation, ranked fourth in defensive rebounds per game (5.37), eighth in steals (1.69) and ninth in rebounds (6.37) ... Ranked in the single season top 10 in Texans' D1 era in five different categories: 31.7 minute per game (8th), 59 steals (2nd) - also tied for sixth in program history, 223 rebounds (2nd) ... Averaged 1.9 steals per game in conference play, second in the WAC ... He set Texan D1 era single season records with 103 rebounds and 188 defensive rebounds, with the 188-mark the 14th best in program history ... Averaged 5.37 defensive boards per game which ranked fifth in the WAC ... Ranked in top 15 in the WAC in rebounds (6.37) and assists (2.94).
- Amateur Italian Career: Played four seasons for Stella Azzurra Roma ... Posted a trio of double-figure scoring totals in his fourth season with the team ... Played on the 2022-23 U18 Italy National Team ... Averaged 11.1 points and 7.1 rebounds in 7 games averaging 25.6 minutes per game ... Posted double-digit scoring totals in his final five games, including a double-double in his final game against U18 France with 12 rebounds and 10 points.

#11 NOLAN HICKMAN

6-2 • SR • G • Seattle, Wash.

- 2023-24: Second team All-Conference ... Started all 35 games ... averaged 14.0 points per game ... 16 points in conference games, which ranked fifth in WCC ... 2.8 three-pointers made per WCC game topped the league ... second in WCC at 41.3 percent from three-point range in conference games ... team-best 88.3 percent from free-throw line (53/60) ... 28 double-digit scoring games, four 20-point games ... six games of five or more assists ... led the WCC at 36.2 minutes per conference game, 35.3 minutes per games overall which was second in the league.
- 2022-23: Started in 36 games, and performed in all 37 games, his sophomore season... Ranked second on the team and seventh in the WCC with 116 assists... Led the Gonzaga backcourt in blocks, with 11, and steals, with 36... Played a career-high 28.1 minutes per game, including all 40 minutes against Kent State... Scored a career-high 20 points against Santa Clara.
- 2021-22: Played in all 32 games... Averaged 5.1 points per game, posting a season-high 16 points against Central Michigan... Finished tied for fourth on the team for steals per game at 0.6, and 20 total on the year... 49 rebounds on the year, of which 46 were defensively... Named to the WCC All-Freshman Team.
- High School: Hickman was the 24th-ranked player in the Class of 2021, and a five-star recruit, according to ESPN... Named a McDonald's All-American and the Utah player of the year by MaxPreps... Averaged 16 points, 3.3 assists and 2.5 rebounds per game as a senior, earning All-American honors and leading Wasatch Academy (Utah) to a top-10 national ranking and a spot in the Geico Nationals.

#13 GRAHAM IKE

6-9 • RSR • F • Aurora, Colo.

- 2023-24: Honorable Mention AP All-American ... First team All-Conference ... Started all 35 games ... Top 10 Karl Malone Power Forward of the Year List ... led the team in scoring at 16.5 points per game, which ranked second in the WCC, 16.5 per league game ... shot 60.9 percent from the field in WCC games, which ranked second in the conference ... scored 20 or more points in nine of the last 12 games and had a team-high 15 20-point games ... ten double-doubles ... sixth in the WCC at 7.4 rebounds per game.
- 2022-23: Reshirted.
- 2021-22: Started in all 33 games for Wyoming, averaging 19.5 points and 9.6 rebounds per game... Scored a career-high 35 points against Denver, and grabbed a career-high 18 rebounds



WEST COAST CONFERENCE

2024-25 Preseason Poll

1. Gonzaga (9)	99
2. Saint Mary's (1)	86
3. Santa Clara	81
4. San Francisco (1)	77
5. Washington State	62
6. LMU	60
7. Oregon State	44
8. Portland	28
San Diego	28
10. Pacific	23
11. Pepperdine	17

(First place votes)

2024 WCC Preseason Team

Name	Institution
Michael Ajayi	Gonzaga
Adama-Alpha Bal	Santa Clara
Cedric Coward	Washington St.
Nolan Hickman	Gonzaga
Graham Ike	Gonzaga
Augustas Marciulionis	Saint Mary's
Ryan Nemhard	Gonzaga
Jevon Porter	LMU
Mitchell Saxen	Saint Mary's
Carlos Stewart	Santa Clara
Marcus Williams	San Francisco

Standings

WCC	PCT	OVER	PCT	STREAK	
Saint Mary's	0-0	.000	8-1	.889	W1
Gonzaga	0-0	.000	7-1	.875	W2
Washington State	0-0	.000	7-2	.778	W1
San Francisco	0-0	.000	6-2	.750	W2
Oregon State	0-0	.000	5-2	.714	W1
Pacific	0-0	.000	5-5	.500	L1
Santa Clara	0-0	.000	4-5	.444	W1
LMU	0-0	.000	3-4	.429	L1
Portland	0-0	.000	3-5	.375	W1
San Diego	0-0	.000	3-5	.375	L1
Pepperdine	0-0	.000	3-6	.333	W1

WCC THIS WEEK

- D. 1 Portland def. Denver, 101-90
San Francisco def. Mercyhurst, 87-59
- D. 2 Washington State def. Nevada, 68-57
Colorado def. Pacific, 75-66
- D. 3 Arizona State def. San Diego, 90-53
Santa Clara def. McNeese State, 74-67
Saint Mary's def. UTSA, 82-74 (OT)
- D. 4 Pepperdine def. Life Pacific, 119-57
Colorado State def. Loyola Marymount, 83-54
- D. 5 Saint Louis at San Francisco 7 p.m.
- D. 6 Portland at Kent State 4 p.m.
- D. 7 San Diego at San Diego State
Idaho at Oregon State 2 p.m.
Grambling State at Pepperdine 2 p.m.
Washington State at Boise State 2 p.m.
Pacific at Illinois State 4 p.m.
Saint Mary's at Utah 4 p.m.
Fresno State at Santa Clara 4 p.m.
Nevada at Loyola Marymount 6 p.m.
Kentucky vs. Gonzaga 7 p.m.

WCC PLAYER OF THE WEEK

- Nov. 11 - Malik Thomas, San Francisco
- Nov. 18 - Mikey Lewis, Saint Mary's
- Nov. 25 - Cedric Coward, Washington State
- Dec. 2 - Jevon Porter, LMU

WCC FRESHMAN OF THE WEEK

- Nov. 11 - Tyrone Riley IV, San Francisco
- Nov. 18 - Mikey Lewis, Saint Mary's
- Nov. 25 - Andrew McKeever, Saint Mary's
- Dec. 2 - Austin Rapp, Portland

against San Jose State... Scored in double figures in 34 games, including nine games with over 25 points... Shot 51% from the field... Named to the All-Mountain West First Team by the media.

- 2020-21: Performed in 12 games, starting the final seven games of the season... Averaged 11.2 points and 5.4 rebounds per game... Scored a season-high 32 points in the first round of the Mountain West tournament... Finished the season with a 60% field goal percentage.
- High School: Was a three-star recruit, and averaged 12 points and 8.5 rebounds per game his senior year before injury... Ended his junior year averaging 17.6 points and 12.0 rebounds per game... Named Second-Team All-Colorado after his junior year.

#22 JUN SEOK YEO

6-8 • JR • F • Seoul, South Korea

- 2023-24: Appeared in 25 games, and started 1 game this season ... Played 172 minutes on the year averaging 6.9 minutes per-game ... Shot 44% from the field ... Averaged 1.2 rebound per-game.
- Before Gonzaga: Transferring from Korea University... Performing in the 2021 FIBA U-19 World Cup, averaged an impressive 25.6 points and 10.6 rebounds per game... Finished with 27 points and 13 rebounds against Argentina, and 26 points and 12 rebounds against Spain... Also scored 31 points against Puerto Rico and 36 points against Japan... Helped Korea's senior national team qualify for the 2021 FIBA Asia Cup, averaging 12.3 points per game... Recorded 16.2 points and 1.8 blocks per game at the 2018 FIBA U18 Asian Championships.

#24 ISMAILA DIAGNE

7-0 • FR • C • Nguekhokhe, Senegal

- Prior to Gonzaga: averaged 10.2 points, 7.8 rebounds, and 0.9 blocks for Real Madrid's Under-18 team ... He helped lead his team to the Adidas Next Gen Tournament championship in Berlin, Germany ... Real Madrid also won the Podgorica Tournament in 2023-24, and Diagne averaged 11 points and 7.8 rebounds in the four games in the event ... Diagne appeared in four games in the Spanish Liga Endesa (ACB) this season with the Real Madrid national team ... He averaged five points on 58 percent shooting from the field.

#33 BEN GREGG

6-10 • SR • F • Clackamas, Ore.

- 2023-24: Started the last 19 games ... appeared in all 35 games ... averaged 23.6 minutes per game ... averaged a career-best 9.0 points per game, along with 5.7 rebounds ... shot 54.1 percent from the field, including 40-of-106 from behind-the-arc ... 16 double-digit scoring games.
- 2022-23: Saw action in 36 games, recording a career-high 12.1 minutes and 5.1 points per game... Registered 22 blocks and 10 steals this season... Averaged 3.0 rebounds per game, including a career-high eight rebounds against Santa Clara... Dropped a career-high 18 points against San Diego... Had a career-high three blocks against TCU in the NCAA Tournament... Shot 50.4% from the field and 37.7% from three.
- 2021-22: Appeared in 17 games... Posted a career-high eight points versus Alcorn... Finished with a total of 40 points on the year, with an average of 2.4 points per game... 34 rebounds, of which 21 were defensively... 10 assists... 8 blocks.
- 2020-21: Played in 18 games... Recorded 17 points,

earning season-high four against San Diego... Shot 41.2% from the field... Totaled 18 rebounds, of which 15 were defensive.

- High School: High School: Graduated early, joined the Zags as a freshman in 2020-21... No. 29 in ESPN's top 100... Following his junior season at Clackamas High School, was named the Oregon Gatorade Player of the Year.

#34 BRADEN HUFF

6-10 • RSO • F • Glen Ellyn, Ill.

- 2023-24: All-Conference Freshman Team ... Appeared in all 35 games ... Led the conference and was 13th in the country in 2-point shooting percentage with 70% ... Averaged 9.3 points per game on the season ... 15 double-digit scoring games.
- 2022-23: Redshirted.
- High School: Listed as a four-star recruit by ESPN... Named Mr. Basketball in Illinois after averaging 16.4 points, 5.7 rebounds, 1.3 steals, and 61% field goal percentage his senior year... Dropped 19 points in the Illinois 4A state title game... Led his team to a #6 national ranking and a record of 37-1... Recorded 17.5 points and 6.5 rebound per game as a junior, and 15.7 points and 2.7 blocks per game as a sophomore.

#99 KHALIF BATTLE

6-5 • GR • G • Hillsdale, N.J.

- 2023-24: Totaled 1,343 points in 101 games at Arkansas, Temple, and Butler ... Last season at Arkansas, Battle averaged 14.8 points in 24.8 minutes per game ... Averaged 29.6 points and 6.3 rebounds through the final seven games of the season for the Razorbacks.
- 2022-23: Ranked 10th in the NCAA (1st in the AAC) in free throw percentage (.898) ... Ranked 4th in the AAC in scoring (17.9 ppg) ... Also ranked 2nd in 3-pointers made per game (2.85), 6th in 3-point percentage (.350) and 10th in free throws made (97) ... Led the team in scoring 15 times, led the team in rebounding five times and led the team in assists three times ... MVP of Basketball Hall of Fame Showcase.
- 2021-22: only played seven games ... was leading the AAC in scoring (21.4 ppg), and the team in field goal percentage (.538/2nd AAC), three-point percentage (.488/1st AAC) and threes per game (3.0/2nd AAC) at time of injury ... Led the team in scoring in six of his seven games ... Scored 20 or more points in five of the seven.
- 2020-21: Third Team All-American Athletic Conference ... Led team in scoring (15.0 ppg) while ranking second on the team in rebounding (6.4 rpg).
- Played in 11 games with four starts, averaging 31.4 mpg (2nd on the team) ... Had first collegiate double-double, scoring 22 points and grabbing 11 rebounds in a win over Tulsa ... Scored in double figures eight times.
- 2019-20: Played in 24 games, averaging 3.0 points, 1.0 rebounds and 10.9 minutes ... Posted double-figures in two games with a season-high of 11 points coming in the season-opening win over IUPUI ... Scored 10 points in the win over Southern, adding a season-high four rebounds.
- High School: Ranked as the 82nd-best prospect in the 2019 class by ESPN, as well No. 120 by Rivals and No. 126 by 247sports (all three rated him as a four-star recruit) ... Averaged 23.7 points per game as a senior ... Was the 2018-19 Times of Trenton Boys Basketball Player of the Year and the Trentonian's Area Player of the Year.



RECORDS WHEN ...

	24-25	Under Few
Leading at halftime	6-1	591-41
Trailing at halftime		110-95
Tied at halftime	1-0	21-9
Leading with 10:00 remaining	7-0	163-25*
Trailing with 10:00 remaining	0-1	39-77*
Tied with 10:00 remaining		6-6*
Leading with 5:00 remaining	6-1	526-23*
Trailing with 5:00 remaining		29-79*
Tied with 5:00 remaining	1-0	8-5*
In Overtime	0-1	23-13
GU outrebounds opponents	7-0	579-60
GU is outrebounded	0-1	113-75
Same amount of rebounds		20-9
GU commits more turnovers	1-0	257-88
Opponent commits more turnovers	6-0	144-43
Same amount of turnovers	0-1	49-11
GU has more fouls than opponent	2-1	150-86
Opponent has more fouls than GU	3-0	141-49
Same amount of fouls	2-0	46-8
GU shoots 50 percent or better	4-0	438-19
Opponent shoots 50 percent or better		36-37
GU shoots less than 50 percent	3-1	280-125
Opponent shoots less than 50 percent	7-1	672-107
GU shoots better than opponent	7-0	677-46
Opponent shoots better than GU	0-1	45-97
Same shooting percentage		3-0
GU has more free-throw attempts	4-0	544-59
Opponent has more free-throw atts	2-1	151-79
Same amount of free-throw attempts	1-0	24-6
GU bench outcores opponent bench	6-1	323-41*
Opponent bench outcores GU bench	1-0	222-61*
Benches score the same		16-4*
GU makes 10 or more three-pointers	2-0	159-15
GU makes 9 or less three-pointers	5-1	559-129
GU shoots above 75 FT percentage	5-1	301-55
GU shoots below 75 FT percentage	2-0	50-88
Games decided by 1-5 points		103-54
Games decided by 6-10 points	1-1	116-46
Games decided by 11-15 points	1-0	118-22
Games decided by 16 or more points	5-0	372-22
GU scores 50 or less		0-5
GU scores between 51-59		11-10
GU scores between 60-69		77-58
GU scores between 70-79	0-1	185-55
GU scores between 80-89	4-0	242-11
GU scores between 90-99	1-0	140-4
GU scores 100 or more	2-0	67-1
Opponent scores 50 or less	1-0	83-0
Opponent scores between 51-59	1-0	162-1
Opponent scores between 60-69	3-0	252-28
Opponent scores between 70-79	1-0	160-53
Opponent scores between 80-89	1-1	51-47
Opponent scores between 90-99		12-11
Opponent scores 100 or more		2-4
Vs. Top 25 Team	2-0	52-53
Vs. Top 10 Team	1-0	15-32
In November	7-1	133-21
In December		136-47
In January		178-19
In February		173-26
In March		104-28
In April		2-2
On Monday	2-0	74-11
On Tuesday		63-15
On Wednesday	1-1	53-13
On Thursday	1-0	176-27
On Friday	2-0	51-16
On Saturday		253-54
On Sunday	1-0	51-7

WHEN WAS THE LAST TIME ...

TEAM

Gonzaga Was Ranked (AP Poll)

No. 1	Mar. 14, 2022
Top 5 (2-5)	Nov. 25, 2024
Top 10 (6-10)	Dec. 2, 2024

Gonzaga Played a Ranked Opponent (AP Poll)

No. 1	vs. No. 1 Duke (89-87) on Nov. 21, 2018
Top 5	vs. No. 2 Purdue (68-80) on March 29, 2024
Top 10	vs. No. 8 Baylor (101-63) on Nov. 4, 2024
Top 25	vs. No. 14 Indiana (89-73) on Nov. 28, 2024

Gonzaga Beat a Ranked Opponent (AP Poll)

Top 5	vs. No. 4 Alabama (100-90) on Dec. 17, 2022
Top 10	vs. No. 8 Baylor (101-63) on Nov. 4, 2024
Top 25	vs. No. 14 Indiana (89-73) on Nov. 28, 2024

100 Points by a Team

By Gonzaga	113, UMass Lowell (11/15/24)
By Opponent	103 by North Carolina (12/15/18)

30-39 Point Win

By Gonzaga	101-63, vs. Baylor (11/4/24)
By Opponent	76-41, vs. Duke (12/19/09)

Overtime Game

Gonzaga Win	93-90 vs. UCLA (4/3/21)
Gonzaga Loss	86-78 vs. West Virginia (11/27/24)

Double Overtime Game

Gonzaga Win	90-86 vs. Stanford (1/31/07)
Gonzaga Loss	105-111 vs. Florida (11/24/17)

Won The Game In The Final Seconds

By Gonzaga	Julian Strawther three pointer at 7.2 seconds Gonzaga defeated UCLA 79-76 (3/23/23)
By Opponent	Roosevelt Jones layup at 0.2 seconds Butler defeated Gonzaga 64-63 (1/19/13)

Made Fewer Than 20 Field Goals

By Gonzaga	19, UCLA (11/22/23)
By Opponent	17, by Long Beach State (11/20/24)

Had 70+ Field Goal Attempts

By Gonzaga	76, UMass Lowell (11/15/24)
By Opponent	70, by Kansas (3/23/24)

Made 10+ Three-Point Field Goals

By Gonzaga	10, UMass Lowell (11/15/24)
By Opponent	11, by West Virginia (11/27/24)

Had 30+ Three-Point Field Goals Attempts

By Gonzaga	31, vs. Baylor (11/4/24)
By Opponent	35, by West Virginia (11/27/24)

Shot 20 Percent or Less From 3-Point Line

By Gonzaga	.182 (2-of-11), vs. Saint Mary's (3/12/24)
By Opponent	.100 (2-of-20), by Long Beach State (11/20/24)

Made 5 or Fewer Free Throws

By Gonzaga	4, vs. Purdue (3/29/24)
By Opponent	5, by Long Beach State (11/22/24)

Shot Over 90 Percent From The Foul Line

By Gonzaga	.933, (14-of-15), vs. Davidson (11/29/24)
By Opponent	.917, (11-of-12), by Arizona State (11/10/24)

Shot 100 Percent From The Foul Line

By Gonzaga	19-of-19, Washington (12/5/18)
By Opponent	9-of-9, by CSU Bakersfield (11/28/23)

Had 20-29 Assists

By Gonzaga	24, vs. Davidson (11/29/24)
By Opponent	24, by Purdue (3/29/24)

Had 20+ Turnovers

By Gonzaga	20, at Texas (11/16/22)
By Opponent	25, by UMass Lowell (11/15/24)

Committed 10 or Fewer Turnovers

By Gonzaga	9, vs. Davidson (11/29/24)
By Opponent	10, by Davidson (11/29/24)

INDIVIDUAL

30-39 Points by a Player

By Gonzaga	32, Anton Watson, vs. Santa Clara (11/11/24)
By Opp.	31, Javon Small, West Virginia (11/27/24)

Two Players Scored 20 or More Points

By Gonzaga	Graham Ike (24) & Ryan Nembhard (20), at Saint Mary's (3/2/24)
By Opp.	Reese Waters (22) & Jaedon LeDee (20), by San Diego State (12/29/23)

10+ Field Goals Made by a Player

By Gonzaga	11, Graham Ike, at Saint Mary's (3/2/24)
By Opp.	11, Oumar Ballo, Indiana (11/28/24)

20-29 Field Goal Attempts by a Player

By Gonzaga	20, Graham Ike, at Saint Mary's (3/2/24)
By Opp.	25, Shahada Wells, McNeese State (3/21/24)

Player Shot .800 With 10+ Field Goals Attempts

By Gonzaga	8-of-10 (.800), Ben Gregg, vs. Davidson (11/29/24)
By Opp.	11-of-13 (.846), Oumar Ballo, Indiana (11/28/24)

5+ 3pt Field Goals Made by a Player

By Gonzaga	5, Nolan Hickman, vs. Santa Clara (2/24/24)
By Opp.	5, Aidan Mahaney, Saint Mary's (3/12/24)

10+ 3pt Field Goal Attempts by a Player

By Gonzaga	10, Nolan Hickman, at Pepperdine (1/18/24)
By Opp.	10, Javon Small, West Virginia (11/27/24)

10+ Free Throws Made by a Player

By Gonzaga	10, Graham Ike, vs. San Francisco (1/25/24)
By Opp.	11, Logan Johnson, Saint Mary's (2/25/23)

10+ Free Throws Attempted by a Player

By Gonzaga	11, Graham Ike, at San Diego State (11/18/24)
By Opp.	11, Javon Small, West Virginia (11/27/24)

15+ Free Throws Attempted by a Player

By Gonzaga	15, Filip Petrushev, Loyola Marymount (2/6/20)
By Opp.	15, Logan Johnson, Saint Mary's (2/25/23)

Player Shot 1.000 With 10+ Free Throw Attempts

By Gonzaga	10-of-10, Zach Norvell Jr., Idaho State (11/6/18)
By Opp.	11-of-11, Jordan Ford, Saint Mary's (3/10/20)

10+ Rebounds by a Player

By Gonzaga	10, Graham Ike, vs. Davidson (11/29/24)
By Opp.	11, Derrick Michael Xzaviero, Long Beach State (11/20/24)

15+ Rebounds by a Player

By Gonzaga	17, Drew Timme, Kent State (12/5/22)
By Opp.	15, Mitchell Saxen, Saint Mary's (3/12/24)

Two Players with 10 or More Rebounds

By Gonzaga	13, Anton Watson & 10, Graham Ike, McNeese State (3/21/24)
By Opp.	11, Mitchel Saxen & 10, Kyle Bowen, Saint Mary's (2/4/23)

5+ Offensive Rebounds by a Player

By Gonzaga	5, Michael Ajayi, vs. Indiana (11/28/24)
By Opp.	5, Derrick Michael Xzaviero, Long Beach State (11/20/24)

10+ Assists by a Player

By Gonzaga	14, Ryan Nembhard, vs. Davidson (11/29/24)
By Opp.	15, Braden Smith, Purdue (3/29/24)

5+ Blocked Shots by a Player

By Gonzaga	7, Chet Holmgren, vs. Georgia State (3/17/22)
By Opp.	5, Magoon Gwath, San Diego State (11/18/24)

5+ Steals by a Player

By Gonzaga	5, Ryan Nembhard, vs. Indiana (11/28/24)
By Opp.	5, Jevon Porter, Pepperdine (1/4/24)

Double-Double by a Player

By Gonzaga	18/10, Graham Ike, vs. Davidson (11/29/24)
By Opp.	22/10, Basheer Jihad, Arizona State (11/10/24)



**2024-25 Gonzaga Men's Basketball
Season Schedule/Results & Leaders
All games**

Game Records

Record	Overall	Home	Away	Neutral
ALL GAMES	7-1	4-0	1-0	2-1
CONFERENCE	0-0	0-0	0-0	0-0
NON-CONFERENCE	7-1	4-0	1-0	2-1

Team Results

Date	Opponent		Score	Att.	High Points	High Rebounds
11/04/2024	Baylor	W	101-63	12000	(17) HICKMAN, Nolan	(8) IKE, Graham (8) AJAYI, Michael
11/10/2024	Arizona St.	W	88-80	6000	(21) HUFF, Braden	(12) AJAYI, Michael
11/15/2024	UMass Lowell	W	113-54	6000	(21) BATTLE, Khalif	(10) GREGG, Ben
11/18/2024	at San Diego St.	W	80-67	12414	(23) IKE, Graham	(9) IKE, Graham
11/20/2024	Long Beach St.	W	84-41	6000	(15) BATTLE, Khalif (15) IKE, Graham	(7) GREGG, Ben
11/27/2024	vs West Virginia	Lot	78-86	959	(19) HUFF, Braden	(6) GREGG, Ben
11/28/2024	vs Indiana	W	89-73	2885	(16) BATTLE, Khalif	(9) AJAYI, Michael
11/29/2024	vs Davidson	W	90-65	993	(24) GREGG, Ben	(10) IKE, Graham

Attendance Summary

	Games	Attend	Avg/Game
Home	4	30000	7500
Away	1	12414	12414
Neutral	3	4837	1612
Total	8	47251	5906




2024-25 SEASON AND CAREER HIGHS



SEASON	19, at San Diego State, 11/18/24	Points	30, Baylor, 3/19/23	CAREER
	5, Baylor, 11/4/24	Rebounds	11, 2x, last at DePaul, 3/4/23	
	14, vs. Davidson, 11/29/24	Assists	14, vs. Davidson, 11/29/24	
	5, vs. Indiana, 11/28/24	Steals	5, vs. Indiana, 11/28/24	
	1, vs. Davidson, 11/29/24	Blocks	1, 6x, last vs. Davidson, 11/29/24	
SEASON	43, vs. West Virginia, 11/27/24	Minutes	47, at Providence, 2/14/23	

0 RYAN NEMBHARD SR | G | 6-0 | 180 | Aurora, ON | Montverde Academy




SEASON	15, vs. Indiana, 11/28/24	Points	31, UNLV, 11/17/23	CAREER
	12, Arizona State, 11/10/24	Rebounds	17, 2x, last vs Pacific, 3/7/24	
	2, 2x, last Long Beach State, 11/20/24	Assists	5, 2x, last Idaho State, 11/28/23	
	3, Arizona State, 11/10/24	Steals	4, Idaho State, 11/28/23	
	1, 3x, last vs. West Virginia, 11/27/24	Blocks	2, 5x, last LMU, 1/20/24	
SEASON	32, vs. Indiana, 11/28/24	Minutes	40, 5x, last vs San Diego, 3/8/24	

1 MICHAEL AJAYI SR | G | 6-7 | 228 | Kent, WA | Pepperdine



SEASON	11, 2x, last UMass Lowell, 11/15/24	Points	15, USC, 12/2/23	CAREER
	6, 3x, last at San Diego State, 11/20/24	Rebounds	8, UCLA, 11/22/23	
	2, 2x, last vs. West Virginia, 11/27/24	Assists	5, 2x, last at San Diego, 1/20/24	
	3, UMass Lowell, 11/15/24	Steals	3, UMass Lowell, 11/15/24	
	1, vs. Davidson, 11/29/24	Blocks	2, 4x, last vs. Saint Mary's, 3/12/24	
SEASON	27, at San Diego State, 11/18/24	Minutes	40, UCLA, 11/22/23	

4 DUSTY STROMER SO | G | 6-6 | 200 | Sherman Oaks, CA | Notre Dame




SEASON	2, 2x, last UMass Lowell, 11/15/24	Points	19, UT-Arlington, 1/4/24	CAREER
	3, Long Beach State, 11/20/24	Rebounds	13, 2x, last vs CSU Bakersfield, 11/22/23	
	4, UMass Lowell, 11/15/24	Assists	8, at Loyola Marymount, 12/29/23	
	2, 2x, Long Beach State, 11/20/24	Steals	5, vs UT-Arlington, 3/15/24	
	1, UMass Lowell, 11/15/24	Blocks	1, 9x, last UMass Lowell, 11/15/24	
SEASON	14, UMass Lowell, 11/15/24	Minutes	40, 3x, Grand Canyon, 2/22/24	

5 EMMANUEL INNOCENTI SO | F | 6-5 | 198 | Ranzanico, Italy | Tarleton State



SEASON		Points		CAREER
		Rebounds		
		Assists		
		Steals		
		Blocks		
SEASON		Minutes		

7 CADE ORNESS FR | G | 6-3 | 185 | Poulsbo, WA | North Kitsap



SEASON	3, Long Beach State, 11/20/24	Points	3, Long Beach State, 11/20/24	CAREER
	2, 2x, last Long Beach State, 11/20/24	Rebounds	2, 2x, last Long Beach State, 11/20/24	
		Assists		
	1, UMass Lowell, 11/15/24	Steals	1, UMass Lowell, 11/15/24	
		Blocks		
SEASON	4, UMass Lowell, 11/15/24	Minutes	4, UMass Lowell, 11/15/24	

10 JOAQUIN ARAUZMOORE RFR | G | 6-1 | 175 | Ross, CA | Branson



SEASON	17, Baylor, 11/4/24	Points	24, vs. LMU, 1/30/24	CAREER
	6, 2x, last at San Diego State, 11/18/24	Rebounds	7, Kent State, 12/5/22	
	3, Arizona State, 11/10/24	Assists	8, Baylor, 12/2/22	
	2, 3x, last vs. Davidson, 11/29/24	Steals	3, 5x, last vs. San Diego, 1/6/24	
	1, at San Diego State, 11/18/24	Blocks	2, 4x, last at San Diego, 1/20/24	
SEASON	37, 2x, last West Virginia, 11/27	Minutes	40, 7x, last USF, 3/11/24	

11 NOLAN HICKMAN SR | G | 6-2 | 190 | Seattle, WA | Wasatch Academy



SEASON	23, at San Diego State, 11/18/24	Points	35, vs. Denver, 12/2/21	CAREER
	10, vs. Davidson, 11/29/24	Rebounds	18, at San Jose St., 2/12/22	
	3, Baylor, 11/4/24	Assists	3, 8x, last Baylor, 11/4/24	
	1, 3x, last vs. Indiana, 11/28/24	Steals	4, 2x, last Syracuse, 11/21/23	
	1, 2x, last vs. West Virginia, 11/27/24	Blocks	2, 7x, last at Saint Mary's, 3/2/24	
SEASON	22, vs. Davidson, 11/29/24	Minutes	40, 2x, last at Colo St., 2/23/22	

13 GRAHAM IKE RSR | F | 6-9 | 250 | Aurora, CO | Wyoming

CAREER SUPERLATIVES

PLAYED/STARTED	2024-25	CAREER STREAK
Ben Gregg	8-2	114-21 -
Nolan Hickman	8-8	112-79 48
Khalif Battle	8-8	109-40 21
Ryan Nembhard	8-8	107-107 107
Graham Ike	8-8	88-83 83
Steele Venters	-	84-67 -
Dusty Stromer	8-0	43-16 -
Michael Ajayi	8-6	41-39 6
Emmanuel Innocenti	7-0	41-33 -
Braden Huff	8-0	43-0 -
Joe Few	2-0	30-0 -
Jun Seok Yeo	4-0	29-1 -
Ismaila Diagne	3-0	3-0 -
Joaquin Arauzmoore	2-0	2-0 -
Noah Haaland	2-0	2-0 -

DOUBLE-DIGIT GAMES	2024-25	CAREER
Graham Ike	6	74
Ryan Nembhard	5	72
Khalif Battle	6	65
Steele Venters		55
Nolan Hickman	5	51
Michael Ajayi	1	29
Ben Gregg	2	25
Braden Huff	7	22
Emmanuel Innocenti		8
Dusty Stromer	1	6
Jun Seok Yeo		1


Rebounds	2024-25	CAREER
Graham Ike	1	26
Michael Ajayi	1	20
Ben Gregg	1	4
Emmanuel Innocenti		4
Ryan Nembhard		4
Khalif Battle		3

20+ POINTS	2024-25	CAREER
Khalif Battle	1	35
Graham Ike	1	32
Steele Venters		19
Michael Ajayi		11
Ryan Nembhard		10
Nolan Hickman		6
Braden Huff	1	4
Ben Gregg	1	2

8+ REBOUNDS	2024-25	CAREER
Graham Ike	3	45
Michael Ajayi	3	27
Ben Gregg	2	12
Emmanuel Innocenti		9
Steele Venters		7
Ryan Nembhard		6
Khalif Battle		6
Braden Huff		2
Dusty Stromer		1

5+ ASSISTS	2024-25	CAREER
Ryan Nembhard	8	72
Nolan Hickman		13
Emmanuel Innocenti		6
Steele Venters		4
Khalif Battle		4
Michael Ajayi		2
Ben Gregg		2
Dusty Stromer		2

3+ BLOCKS	2024-25	CAREER
Ben Gregg		3
Braden Huff	1	3
Khalif Battle		1
Steele Venters		1



SEASON

14

GRAYDON LEMKE FR | F | 6-10 | 190 | Las Vegas, NV | Faith Lutheran

Points
Rebounds
Assists
Steals
Blocks
Minutes

CAREER



SEASON

15

JOE FEW RJR | G | 6-0 | 170 | Spokane, WA | Gonzaga Prep

Points 3, vs. Eastern Oregon, 11/14/23
Rebounds 2, 2x, last vs. MVST, 12/11/23
Assists 2, 3x, last vs. MVST, 12/11/23
Steals 3, vs. Eastern Oregon, 11/14/23
Blocks 1, vs. Eastern Oregon, 11/14/23
Minutes 14, vs. Eastern Oregon, 11/14/23

CAREER



SEASON

22

JUN SEOK YEO JR | F | 6-8 | 218 | Seoul, South Korea | Korea University

Points 10, vs. Arkansas-Pine Bluff, 12/5/23
Rebounds 7, vs. Eastern Oregon, 11/14/23
Assists 4, vs. Eastern Oregon, 11/14/23
Steals 1, 3x, last UMass Lowell, 11/15/24
Blocks 2, vs. Mississippi Valley St., 12/11/23
Minutes 23, vs. Miss. Valley St., 12/11/23

CAREER



SEASON

24

ISMAILA DIAGNE FR | C | 7-0 | 237 | Nguekhokhe, Senegal

Points 5, 2x, last Long Beach State, 11/20/24
Rebounds 2, Long Beach State, 11/20/24
Assists 3, Long Beach State, 11/20/24
Steals 3, Long Beach State, 11/20/24
Blocks 2, UMass Lowell, 11/15/24
Minutes 9, Long Beach State, 11/20/24

CAREER



SEASON

33

BEN GREGG SR | F | 6-10 | 230 | Clackamas, OR | Clackamas

Points 24, vs. Davidson, 11/29/24
Rebounds 11, at San Diego, 1/20/24
Assists 5, 2x, last vs. Santa Clara, 2/24/24
Steals 4, vs. San Diego, 1/6/24
Blocks 3, 3x, last vs. LMU, 1/30/24
Minutes 38, vs. Saint Mary's, 3/12/24

CAREER



SEASON

34

BRADEN HUFF RSO | F | 6-10 | 250 | Glen Ellyn, IL | Glenbard West

Points 26, at San Diego, 1/20/24
Rebounds 9, 2x, last vs Jackson State, 12/20/23
Assists 4, vs. Davidson, 11/29/24
Steals 3, vs. Mississippi Valley St., 12/11/23
Blocks 3, 3x, last UMass Lowell, 11/15/24
Minutes 30, vs. West Virginia, 11/27/24

CAREER



SEASON

35

NOAH HAALAND RJR | F | 6-9 | 245 | Rathdrum, ID | Allan Hancock College

Points 2, UMass Lowell, 11/15/24
Rebounds 2, UMass Lowell, 11/15/24
Assists
Steals
Blocks
Minutes 4, UMass Lowell, 11/15/24

CAREER



SEASON

99

KHALIF BATTLE GR | G | 6-5 | 185 | Hillside, NJ | Arkansas

Points 42, Missouri, 2/24/24
Rebounds 11, Tulsa, 1/26/21
Assists 6, Maryland-Eastern Shore, 12/20/22
Steals 4, 2x, last Md-Eastern Shore, 12/20/22
Blocks 3, LSU, 3/6/24
Minutes 40, 5x, vs S Carolina, 3/14/24

CAREER

3+ STEALS	2024-25	CAREER
Emmanuel Innocenti		11
Ryan Nembhard	2	11
Steele Venters		6
Ben Gregg		5
Khalif Battle	1	4
Nolan Hickman		4
Graham Ike		3
Michael Ajayi	1	3
Ismaila Diagne	1	1
Braden Huff		1
Joe Few		1
Dusty Stromer	1	1

DOUBLE-DOUBLE TRACKER	2024-25	CAREER
Graham Ike	1	24
Michael Ajayi		18
Ryan Nembhard	3	13
Ben Gregg		2
Emmanuel Innocenti		1
Khalif Battle		3

CURRENT STREAKS

Overall	Won 2
Unranked teams anywhere	Won 1
Ranked teams anywhere	Won 2
Home	Won 7
Home WCC	Won 3
Home non-conference	Won 3
Home unranked non-conference	Won 3
Home ranked teams	Won 6
Home unranked teams	Won 6
Road	Won 9
Road WCC	Won 7
Road ranked teams	Won 2
Road unranked teams	Won 7
Neutral	Won 2
Neutral ranked teams	Won 1
Neutral unranked teams	Won 1

UNIFORM RECORDS

	2024-25	16-17	08-09
White	5-0	166-15	322-35
Gonzaga	3-0	138-11	294-31
ZAGS Throwback	2-0	28-4	28-4
Gray	0-0	9-2	9-2
Navy	2-0	49-6	98-28
Black	0-1	28-7	52-16
Teal	0-0	4-0	5-0
Royal Blue	0-0	1-0	1-0

Consecutive Made Free Throws (active streak)

Khalif Battle	43
Nolan Hickman	16
Ben Gregg	14
Michael Ajayi	7
Braden Huff	4
Graham Ike	3
Ryan Nembhard	3
Dusty Stromer	1

Consecutive Games with a Three-Point Field Goal

Nolan Hickman	4/10
Ben Gregg	2/8
Ryan Nembhard	2/27
Dusty Stromer	1/4
Braden Huff	0/4
Michael Ajayi	0/13
Khalif Battle	0/23
Graham Ike	0/2
Emmanuel Innocenti	0/5
Steele Venters	0/18
Jun Seok Yeo	0/1

* First number is active streak, second is career longest streak



2024-25 Gonzaga Men's Basketball
Points-rebounds-assists
All games

Opponent	Date	Score		0	1	4	5	10	11	13	15	22	24	33
				NEMBHARD,R	AJAYI,MICH	STROMER,DU	INNOCENTI,	ARAUZMOORE	HICKMAN,NO	IKE,GRAHAM	FEW,JOE	YEO,JUN SE	DIAGNE,ISM	GREGG,BEN
Baylor	11/04/2024	101-63	W	6-5-11	9-8-0	11-6-1	2-0-1	DNP	17-6-1	15-8-3	0-0-1	2-0-0	4-1-0	9-3-1
Arizona St.	11/10/2024	88-80	W	13-3-11	9-12-2	6-0-2	DNP	DNP	9-3-3	9-4-1	DNP	DNP	DNP	2-3-1
UMass Lowell	11/15/2024	113-54	W	13-1-8	6-4-1	11-3-0	2-2-4	2-2-0	14-2-2	11-5-2	DNP	8-0-1	5-0-0	7-10-0
at San Diego St.	11/18/2024	80-67	W	19-4-10	7-3-1	3-6-1	0-1-0	DNP	6-6-2	23-9-0	DNP	DNP	DNP	7-3-0
Long Beach St.	11/20/2024	84-41	W	10-1-7	2-3-2	7-6-2	0-3-2	3-2-0	10-0-0	15-5-0	DNP	0-0-0	5-2-0	5-7-0
vs West Virginia	11/27/2024	78-86	Lot	7-4-12	7-3-1	2-4-2	0-0-0	DNP	13-3-2	5-4-0	DNP	DNP	DNP	9-6-0
vs Indiana	11/28/2024	89-73	W	11-2-13	15-9-0	0-3-0	0-0-1	DNP	15-2-1	14-7-0	DNP	DNP	DNP	13-1-2
vs Davidson	11/29/2024	90-65	W	6-1-14	6-4-1	10-2-0	0-2-0	DNP	8-1-1	18-10-1	0-0-0	0-0-0	DNP	24-8-2

Opponent	Date	Score		34	35	99
				HUFF,BRADE	HAALAND,NO	BATTLE,KHA
Baylor	11/04/2024	101-63	W	14-1-3	DNP	12-5-2
Arizona St.	11/10/2024	88-80	W	21-4-1	DNP	19-7-1
UMass Lowell	11/15/2024	113-54	W	13-5-0	0-2-0	21-4-3
at San Diego St.	11/18/2024	80-67	W	10-4-0	DNP	5-2-0
Long Beach St.	11/20/2024	84-41	W	12-5-0	0-0-0	15-4-1
vs West Virginia	11/27/2024	78-86	Lot	19-2-1	DNP	16-5-2
vs Indiana	11/28/2024	89-73	W	5-4-0	DNP	16-5-3
vs Davidson	11/29/2024	90-65	W	14-4-4	DNP	4-6-1



	POINTS BREAKDOWN							GAME TRENDS	
	Off Turnovers	2nd Chance	In Paint	Fast Break	Bench	Ties	Leads	Largest Deficit	
Nov. 4 - Baylor	17-9	17-8	48-36	19-8	42-19	0	2	8 (76-64 0:26, OT)	Nov. 27 - West Virginia
Nov. 10 - Arizona State	11-10	6-9	32-42	19-9	36-19	15	8	Largest Deficit Overcome	
Nov. 15 - UMass Lowell	32-10	7-3	60-20	36-2	48-12	0	0	6 (1-7 16:41, 1st)	Nov. 10 - Arizona State
Nov. 18 - San Diego State	8-12	14-5	32-30	10-8	20-21	2	0	- GU regained lead 9-8 (14:42, 1st)	
Nov. 20 - Long Beach State	20-6	20-12	36-22	9-6	32-11	0	0	Largest Deficit Overcome in Win	
Nov. 27 - West Virginia	10-12	14-11	30-28	9-8	30-2	7	14	6 (1-7 16:41, 1st)	Nov. 10 - Arizona State
Nov. 28 - Indiana	12-18	23-4	46-40	8-17	18-17	1	2	- GU regained lead 9-8 (14:42, 1st)	
Nov. 29 - Davidson	15-9	12-0	58-24	12-0	48-27	4	1	Games Trailed at Half	
TOTALS	125-86	114-52	342-242	122-58	274-128			Games trailed in wins, latest time and total time trailed	
AVERAGE PER GAME	15.6-10.8	14.2-6.5	42.8-30.2	15.2-7.2	34.2-16.0			Nov. 4 - Baylor	8-9 (14:09, 1st) (0:53)
								Nov. 10 - Arizona State	67-69 (6:28, 2nd) (11:59)
								Nov. 28 - Indiana	16-18 (12:43, 1st) (0:33)
								Nov. 29 - Davidson	2-4 (16:20, 1st) (1:00)





2024-25 Gonzaga Men's Basketball
Gonzaga Team Game-by-Game Comparison (as of Nov 29, 2024)
All games



Opponent	1st	2nd	Score	Mar	Total FG	FG Pct	3-Pointers	3FG Pct	Free Throws	FT Pct	Rebounds	Assist	T/Over	Block	Steal	Fouls
BAYLOR	49/30	52/33	101-63	+38	40-71/23-62	.563/.371	13-31/3-21	.419/.143	8-13/14-20	.615/.700	46/32 +14	24/11	11/12	3/4	8/8	18/14
ARIZONA ST.	38/38	50/42	88-80	+8	31-62/30-63	.500/.476	8-24/9-29	.333/.310	18-22/11-12	.818/.917	38/29 +9	22/8	8/10	1/3	8/5	10/18
UMASS LOWELL	49/27	64/27	113-54	+59	41-76/18-50	.539/.360	10-22/3-16	.455/.188	21-27/15-20	.778/.750	46/29 +17	21/6	9/25	7/2	16/4	20/19
San Diego St.	40/31	40/36	80-67	+13	24-57/23-61	.421/.377	5-20/8-25	.250/.320	27-31/13-18	.871/.722	39/33 +6	14/10	8/11	2/9	6/4	21/22
LONG BEACH ST.	40/24	44/17	84-41	+43	29-63/17-54	.460/.315	9-27/2-20	.333/.100	17-24/5-11	.708/.455	44/35 +9	14/6	4/16	2/4	7/3	15/20
West Virginia	39/31	32/40	78-86	(8)	26-65/26-63	.400/.413	7-21/11-35	.333/.314	19-22/23-26	.864/.885	36/42 (6)	20/12	13/13	3/8	7/7	18/17
Indiana	57/39	32/34	89-73	+16	31-64/27-59	.484/.458	6-20/4-18	.300/.222	21-22/15-22	.955/.682	42/27 +15	20/17	13/12	2/4	9/8	22/22
Davidson	42/31	48/34	90-65	+25	35-64/24-56	.547/.429	6-16/6-24	.375/.250	14-15/11-16	.933/.688	40/23 +17	24/17	9/10	3/3	7/3	16/16

Note: Game totals are displayed in the format TEAM/OPPONENT for each category



**2024-25 Gonzaga Men's Basketball
Team High/Low Analysis
All games**

Gonzaga - Game Highs

POINTS	113		UMass Lowell (11/15/2024)
	101		Baylor (11/04/2024)
	90		vs Davidson (N) (11/29/2024)
	89		vs Indiana (N) (11/28/2024)
	88		Arizona St. (11/10/2024)
FIELD GOALS MADE	41		UMass Lowell (11/15/2024)
	40		Baylor (11/04/2024)
FIELD GOAL ATTEMPTS	76		UMass Lowell (11/15/2024)
	71		Baylor (11/04/2024)
FIELD GOAL PERCENTAGE	.563	(40-71)	Baylor (11/04/2024)
	.547	(35-64)	vs Davidson (N) (11/29/2024)
3 PT FG MADE	13		Baylor (11/04/2024)
	10		UMass Lowell (11/15/2024)
3 PT FG ATTEMPTS	31		Baylor (11/04/2024)
	27		Long Beach St. (11/20/2024)
3 PT FG PERCENTAGE	.455	(10-22)	UMass Lowell (11/15/2024)
	.419	(13-31)	Baylor (11/04/2024)
FREE THROWS MADE	27		at San Diego St. (11/18/2024)
	21		vs Indiana (N) (11/28/2024)
	21		UMass Lowell (11/15/2024)
FREE THROW ATTEMPTS	31		at San Diego St. (11/18/2024)
	27		UMass Lowell (11/15/2024)
FREE THROW PERCENTAGE	.955	(21-22)	vs Indiana (N) (11/28/2024)
	.933	(14-15)	vs Davidson (N) (11/29/2024)
REBOUNDS	46		UMass Lowell (11/15/2024)
	46		Baylor (11/04/2024)
ASSISTS	24		vs Davidson (N) (11/29/2024)
	24		Baylor (11/04/2024)
STEALS	16		UMass Lowell (11/15/2024)
	9		vs Indiana (N) (11/28/2024)
BLOCKED SHOTS	7		UMass Lowell (11/15/2024)
	3		vs Davidson (N) (11/29/2024)
	3		vs West Virginia (N) (11/27/2024)
	3		Baylor (11/04/2024)
TURNOVERS	13		vs Indiana (N) (11/28/2024)
	13		vs West Virginia (N) (11/27/2024)
FOULS	22		vs Indiana (N) (11/28/2024)
	21		at San Diego St. (11/18/2024)

STARTERS

Nov. 4 - Baylor	Nembhard	Hickman	Battle	Gregg	Ike
Nov. 10 - Arizona State	Nembhard	Hickman	Battle	Gregg	Ike
Nov. 16 - UMass Lowell	Nembhard	Hickman	Battle	Ajayi	Ike
Nov. 18 - San Diego State	Nembhard	Hickman	Battle	Ajayi	Ike
Nov. 20 - Long Beach State	Nembhard	Hickman	Battle	Ajayi	Ike
Nov. 27 - West Virginia	Nembhard	Hickman	Battle	Ajayi	Ike
Nov. 28 - Indiana	Nembhard	Hickman	Battle	Ajayi	Ike
Nov. 29 - Davidson	Nembhard	Hickman	Battle	Ajayi	Ike



**2024-25 Gonzaga Men's Basketball
Team High/Low Analysis
All games**

Opponent - Game Highs

POINTS	86		vs West Virginia (N) (11/27/2024)
	80		Arizona St. (11/10/2024)
	73		vs Indiana (N) (11/28/2024)
	67		at San Diego St. (11/18/2024)
	65		vs Davidson (N) (11/29/2024)
FIELD GOALS MADE	30		Arizona St. (11/10/2024)
	27		vs Indiana (N) (11/28/2024)
FIELD GOAL ATTEMPTS	63		vs West Virginia (N) (11/27/2024)
	63		Arizona St. (11/10/2024)
FIELD GOAL PERCENTAGE	.476	(30-63)	Arizona St. (11/10/2024)
	.458	(27-59)	vs Indiana (N) (11/28/2024)
3 PT FG MADE	11		vs West Virginia (N) (11/27/2024)
	9		Arizona St. (11/10/2024)
3 PT FG ATTEMPTS	35		vs West Virginia (N) (11/27/2024)
	29		Arizona St. (11/10/2024)
3 PT FG PERCENTAGE	.320	(8-25)	at San Diego St. (11/18/2024)
	.314	(11-35)	vs West Virginia (N) (11/27/2024)
FREE THROWS MADE	23		vs West Virginia (N) (11/27/2024)
	15		vs Indiana (N) (11/28/2024)
	15		UMass Lowell (11/15/2024)
FREE THROW ATTEMPTS	26		vs West Virginia (N) (11/27/2024)
	22		vs Indiana (N) (11/28/2024)
FREE THROW PERCENTAGE	.917	(11-12)	Arizona St. (11/10/2024)
	.885	(23-26)	vs West Virginia (N) (11/27/2024)
REBOUNDS	42		vs West Virginia (N) (11/27/2024)
	35		Long Beach St. (11/20/2024)
ASSISTS	17		vs Davidson (N) (11/29/2024)
	17		vs Indiana (N) (11/28/2024)
STEALS	8		vs Indiana (N) (11/28/2024)
	8		Baylor (11/04/2024)
BLOCKED SHOTS	9		at San Diego St. (11/18/2024)
	8		vs West Virginia (N) (11/27/2024)
TURNOVERS	25		UMass Lowell (11/15/2024)
	16		Long Beach St. (11/20/2024)
FOULS	22		vs Indiana (N) (11/28/2024)
	22		at San Diego St. (11/18/2024)



**2024-25 Gonzaga Men's Basketball
Team High/Low Analysis
All games**

Gonzaga - Game Lows

POINTS	78		vs West Virginia (N) (11/27/2024)
	80		at San Diego St. (11/18/2024)
	84		Long Beach St. (11/20/2024)
	88		Arizona St. (11/10/2024)
	89		vs Indiana (N) (11/28/2024)
FIELD GOALS MADE	24		at San Diego St. (11/18/2024)
	26		vs West Virginia (N) (11/27/2024)
FIELD GOAL ATTEMPTS	57		at San Diego St. (11/18/2024)
	62		Arizona St. (11/10/2024)
FIELD GOAL PERCENTAGE	.400	(26-65)	vs West Virginia (N) (11/27/2024)
	.421	(24-57)	at San Diego St. (11/18/2024)
3 PT FG MADE	5		at San Diego St. (11/18/2024)
	6		vs Davidson (N) (11/29/2024)
	6		vs Indiana (N) (11/28/2024)
3 PT FG ATTEMPTS	16		vs Davidson (N) (11/29/2024)
	20		vs Indiana (N) (11/28/2024)
	20		at San Diego St. (11/18/2024)
3 PT FG PERCENTAGE	.250	(5-20)	at San Diego St. (11/18/2024)
	.300	(6-20)	vs Indiana (N) (11/28/2024)
FREE THROWS MADE	8		Baylor (11/04/2024)
	14		vs Davidson (N) (11/29/2024)
FREE THROW ATTEMPTS	13		Baylor (11/04/2024)
	15		vs Davidson (N) (11/29/2024)
FREE THROW PERCENTAGE	.615	(8-13)	Baylor (11/04/2024)
	.708	(17-24)	Long Beach St. (11/20/2024)
REBOUNDS	36		vs West Virginia (N) (11/27/2024)
	38		Arizona St. (11/10/2024)
ASSISTS	14		Long Beach St. (11/20/2024)
	14		at San Diego St. (11/18/2024)
STEALS	6		at San Diego St. (11/18/2024)
	7		vs Davidson (N) (11/29/2024)
	7		vs West Virginia (N) (11/27/2024)
	7		Long Beach St. (11/20/2024)
BLOCKED SHOTS	1		Arizona St. (11/10/2024)
	2		vs Indiana (N) (11/28/2024)
	2		Long Beach St. (11/20/2024)
	2		at San Diego St. (11/18/2024)
TURNOVERS	4		Long Beach St. (11/20/2024)
	8		at San Diego St. (11/18/2024)
	8		Arizona St. (11/10/2024)
FOULS	10		Arizona St. (11/10/2024)
	15		Long Beach St. (11/20/2024)



**2024-25 Gonzaga Men's Basketball
Team High/Low Analysis
All games**

Opponent - Game Lows

POINTS	41		Long Beach St. (11/20/2024)
	54		UMass Lowell (11/15/2024)
	63		Baylor (11/04/2024)
	65		vs Davidson (N) (11/29/2024)
	67		at San Diego St. (11/18/2024)
FIELD GOALS MADE	17		Long Beach St. (11/20/2024)
	18		UMass Lowell (11/15/2024)
FIELD GOAL ATTEMPTS	50		UMass Lowell (11/15/2024)
	54		Long Beach St. (11/20/2024)
FIELD GOAL PERCENTAGE	.315	(17-54)	Long Beach St. (11/20/2024)
	.360	(18-50)	UMass Lowell (11/15/2024)
3 PT FG MADE	2		Long Beach St. (11/20/2024)
	3		UMass Lowell (11/15/2024)
	3		Baylor (11/04/2024)
3 PT FG ATTEMPTS	16		UMass Lowell (11/15/2024)
	18		vs Indiana (N) (11/28/2024)
3 PT FG PERCENTAGE	.100	(2-20)	Long Beach St. (11/20/2024)
	.143	(3-21)	Baylor (11/04/2024)
FREE THROWS MADE	5		Long Beach St. (11/20/2024)
	11		vs Davidson (N) (11/29/2024)
	11		Arizona St. (11/10/2024)
FREE THROW ATTEMPTS	11		Long Beach St. (11/20/2024)
	12		Arizona St. (11/10/2024)
FREE THROW PERCENTAGE	.455	(5-11)	Long Beach St. (11/20/2024)
	.682	(15-22)	vs Indiana (N) (11/28/2024)
REBOUNDS	23		vs Davidson (N) (11/29/2024)
	27		vs Indiana (N) (11/28/2024)
ASSISTS	6		Long Beach St. (11/20/2024)
	6		UMass Lowell (11/15/2024)
STEALS	3		vs Davidson (N) (11/29/2024)
	3		Long Beach St. (11/20/2024)
BLOCKED SHOTS	2		UMass Lowell (11/15/2024)
	3		vs Davidson (N) (11/29/2024)
	3		Arizona St. (11/10/2024)
TURNOVERS	10		vs Davidson (N) (11/29/2024)
	10		Arizona St. (11/10/2024)
FOULS	14		Baylor (11/04/2024)
	16		vs Davidson (N) (11/29/2024)



2024-25 Gonzaga Men's Basketball
Player Highs Analysis
All games

Gonzaga - Individual Game Highs

POINTS	24		Ben Gregg vs Davidson (N) (11/29/2024)
	23		Graham Ike at San Diego St. (11/18/2024)
	21		Khalif Battle vs UMass Lowell (11/15/2024)
	21		Braden Huff vs Arizona St. (11/10/2024)
	19		Braden Huff vs West Virginia (N) (11/27/2024)
	19		Ryan Nembhard at San Diego St. (11/18/2024)
	19		Khalif Battle vs Arizona St. (11/10/2024)
FIELD GOALS MADE	9		Braden Huff vs West Virginia (N) (11/27/2024)
	9		Braden Huff vs Arizona St. (11/10/2024)
FIELD GOAL ATTEMPTS	15		Khalif Battle vs Indiana (N) (11/28/2024)
	14		Graham Ike vs Davidson (N) (11/29/2024)
	14		Braden Huff vs West Virginia (N) (11/27/2024)
FIELD GOAL PERCENTAGE (min 5 made)	.800	(8-10)	Ben Gregg vs Davidson (N) (11/29/2024)
	.778	(7-9)	Graham Ike at San Diego St. (11/18/2024)
3 PT FG MADE	4		Khalif Battle vs UMass Lowell (11/15/2024)
	4		Nolan Hickman vs UMass Lowell (11/15/2024)
	4		Khalif Battle vs Baylor (11/04/2024)
3 PT FG ATTEMPTS	8		Khalif Battle vs Baylor (11/04/2024)
	7		Nolan Hickman vs West Virginia (N) (11/27/2024)
3 PT FG PERCENTAGE (min 2 made)	1.000	(4-4)	Khalif Battle vs UMass Lowell (11/15/2024)
	1.000	(2-2)	Dusty Stromer vs Davidson (N) (11/29/2024)
FREE THROWS MADE	9		Graham Ike at San Diego St. (11/18/2024)
	8		Ryan Nembhard at San Diego St. (11/18/2024)
	8		Khalif Battle vs Arizona St. (11/10/2024)
FREE THROW ATTEMPTS	11		Graham Ike at San Diego St. (11/18/2024)
	8		Ben Gregg vs West Virginia (N) (11/27/2024)
	8		Ryan Nembhard at San Diego St. (11/18/2024)
	8		Khalif Battle vs Arizona St. (11/10/2024)
	8		Ryan Nembhard vs Arizona St. (11/10/2024)
	8		Ryan Nembhard vs Arizona St. (11/10/2024)
FREE THROW PERCENTAGE (min 3 made)	1.000	(8-8)	Ryan Nembhard at San Diego St. (11/18/2024)
	1.000	(8-8)	Khalif Battle vs Arizona St. (11/10/2024)
	1.000	(7-7)	Ben Gregg vs Davidson (N) (11/29/2024)
	1.000	(6-6)	Khalif Battle vs Indiana (N) (11/28/2024)
	1.000	(5-5)	Michael Ajayi vs Indiana (N) (11/28/2024)
	1.000	(5-5)	Dusty Stromer vs UMass Lowell (11/15/2024)
	1.000	(4-4)	Khalif Battle vs Long Beach St. (11/20/2024)
	1.000	(3-3)	Khalif Battle at San Diego St. (11/18/2024)
	1.000	(3-3)	Ben Gregg at San Diego St. (11/18/2024)
1.000	(3-3)	Khalif Battle vs UMass Lowell (11/15/2024)	
REBOUNDS	12		Michael Ajayi vs Arizona St. (11/10/2024)
	10		Graham Ike vs Davidson (N) (11/29/2024)
	10		Ben Gregg vs UMass Lowell (11/15/2024)
ASSISTS	14		Ryan Nembhard vs Davidson (N) (11/29/2024)
	13		Ryan Nembhard vs Indiana (N) (11/28/2024)
STEALS	5		Ryan Nembhard vs Indiana (N) (11/28/2024)
	4		Ryan Nembhard vs West Virginia (N) (11/27/2024)
BLOCKED SHOTS	3		Braden Huff vs UMass Lowell (11/15/2024)
	2		Ismaila Diagne vs UMass Lowell (11/15/2024)
TURNOVERS	5		Ryan Nembhard vs Indiana (N) (11/28/2024)
	4		Dusty Stromer vs Baylor (11/04/2024)



2024-25 Gonzaga Men's Basketball
Player Highs Analysis
All games

Opponent - Individual Game Highs

POINTS	31		Javon Small vs West Virginia (N) (11/27/2024)
	25		Oumar Ballo vs Indiana (N) (11/28/2024)
	23		Nick Boyd at San Diego St. (11/18/2024)
	22		Basheer Jihad vs Arizona St. (11/10/2024)
	19		Reed Bailey vs Davidson (N) (11/29/2024)
	19		Amani Hansberry vs West Virginia (N) (11/27/2024)
	19		Alston Mason vs Arizona St. (11/10/2024)
FIELD GOALS MADE	11		Oumar Ballo vs Indiana (N) (11/28/2024)
	9		Javon Small vs West Virginia (N) (11/27/2024)
FIELD GOAL ATTEMPTS	18		Javon Small vs West Virginia (N) (11/27/2024)
	18		Devin Askew vs Long Beach St. (11/20/2024)
FIELD GOAL PERCENTAGE (min 5 made)	.846	(11-13)	Oumar Ballo vs Indiana (N) (11/28/2024)
	.667	(6-9)	BJ Davis at San Diego St. (11/18/2024)
3 PT FG MADE	4		Javon Small vs West Virginia (N) (11/27/2024)
	3		Amani Hansberry vs West Virginia (N) (11/27/2024)
3 PT FG ATTEMPTS	10		Javon Small vs West Virginia (N) (11/27/2024)
	8		Amani Hansberry vs West Virginia (N) (11/27/2024)
3 PT FG PERCENTAGE (min 2 made)	1.000	(2-2)	Toby Okani vs West Virginia (N) (11/27/2024)
	.667	(2-3)	Nick Boyd at San Diego St. (11/18/2024)
FREE THROWS MADE	9		Javon Small vs West Virginia (N) (11/27/2024)
	9		Nick Boyd at San Diego St. (11/18/2024)
FREE THROW ATTEMPTS	11		Javon Small vs West Virginia (N) (11/27/2024)
	10		Nick Boyd at San Diego St. (11/18/2024)
FREE THROW PERCENTAGE (min 3 made)	1.000	(7-7)	Basheer Jihad vs Arizona St. (11/10/2024)
	1.000	(4-4)	Quincy Clark vs UMass Lowell (11/15/2024)
	1.000	(4-4)	Cam Morris III vs UMass Lowell (11/15/2024)
	1.000	(4-4)	Jeremy Roach vs Baylor (11/04/2024)
REBOUNDS	11		Derrick Michael Xzavierro vs Long Beach St. (11/20/2024)
	10		Basheer Jihad vs Arizona St. (11/10/2024)
ASSISTS	6		Trey Galloway vs Indiana (N) (11/28/2024)
	6		Robert Wright vs Baylor (11/04/2024)
STEALS	3		Oumar Ballo vs Indiana (N) (11/28/2024)
	3		Josh Ojianwuna vs Baylor (11/04/2024)
BLOCKED SHOTS	5		Magoon Gwath at San Diego St. (11/18/2024)
	4		Tucker DeVries vs West Virginia (N) (11/27/2024)
TURNOVERS	6		Quinton Mincey vs UMass Lowell (11/15/2024)
	5		Max Brooks vs UMass Lowell (11/15/2024)
FOULS	5		Myles Rice vs Indiana (N) (11/28/2024)
	5		Magoon Gwath at San Diego St. (11/18/2024)
	5		Jayden Quaintance vs Arizona St. (11/10/2024)



2024-25 Gonzaga Men's Basketball
Season/Career Statistics
All games

Summary

Player	Season Statistics										Career Statistics									
	GP-GS	MIN/G	FG%	3FG%	FT%	R/G	A/G	STL	BLK	PTS/G	GP-GS	MIN/G	FG%	3FG%	FT%	R/G	A/G	STL	BLK	PTS/G
AJAYI, Michael	8-6	21.8	.436	.222	.692	5.8	1.0	8	3	7.6	41-39	32.2	.464	.426	.708	9.1	1.7	39	19	15.3
ARAUZMOORE, Joaquim	2-0	3.4	.400	.333	.000	2.0	0.0	1	0	2.5	2-0	3.4	.400	.333	.000	2.0	0.0	1	0	2.5
BATTLE, Khalif	8-8	28.0	.413	.341	1.000	4.8	1.6	9	1	13.5	109-40	25.0	.407	.353	.866	3.3	1.4	78	14	13.3
DIAGNE, Ismaila	3-0	6.2	.833	.000	.667	1.0	0.0	3	3	4.7	3-0	6.2	.833	.000	.667	1.0	0.0	3	3	4.7
FEW, Joe	2-0	2.1	.000	.000	.000	0.0	0.5	1	0	0.0	30-0	2.9	.059	.000	.333	0.5	0.4	4	1	0.2
GREGG, Ben	8-2	18.6	.556	.143	.828	5.1	0.8	6	4	9.5	114-21	13.7	.508	.351	.729	3.5	0.7	68	63	5.5
HAALAND, Noah	2-0	2.7	.000	.000	.000	1.0	0.0	0	0	0.0	2-0	2.7	.000	.000	.000	1.0	0.0	0	0	0.0
HICKMAN, Nolan	8-8	30.5	.507	.462	1.000	2.9	1.5	8	1	11.5	112-79	27.4	.454	.381	.838	2.2	2.3	98	31	9.2
HUFF, Braden	8-0	18.9	.583	.308	.857	3.6	1.1	1	6	13.5	43-0	14.5	.594	.333	.587	3.4	0.6	10	30	10.1
IKE, Graham	8-8	17.6	.528	.200	.767	6.5	0.9	3	2	13.8	88-83	26.0	.556	.306	.739	7.9	1.0	52	38	16.6
INNOCENTI, Emmanuel	7-0	6.7	.286	.000	.000	1.1	1.1	4	1	0.6	42-33	27.5	.402	.293	.786	5.5	2.6	63	9	5.6
NEMBHARD, Ryan	8-8	34.7	.397	.450	.857	2.6	10.8	15	1	10.6	107-107	34.8	.427	.339	.798	3.7	5.8	116	6	12.0
STROMER, Dusty	8-0	20.4	.515	.500	.857	3.8	1.0	8	1	6.3	43-15	22.9	.399	.383	.818	3.4	1.1	29	19	5.1
YEO, Jun Seok	4-0	4.7	.667	.333	.333	0.0	0.3	1	0	2.5	29-1	6.6	.462	.160	.625	1.1	0.2	3	5	2.3

Scoring

Player	Season Statistics									Career Statistics								
	FG-FGA	FG%	3FG-3FGA	3FG%	FT-FTA	FT%	PTS	PTS/G	FG-FGA	FG%	3FG-3FGA	3FG%	FT-FTA	FT%	PTS	PTS/G		
AJAYI, Michael	24-55	.436	4-18	.222	9-13	.692	61	7.6	230-496	.464	43-101	.426	126-178	.708	629	15.3		
ARAUZMOORE, Joaquim	2-5	.400	1-3	.333	0-0	.000	5	2.5	2-5	.400	1-3	.333	0-0	.000	5	2.5		
BATTLE, Khalif	33-80	.413	14-41	.341	28-28	1.000	108	13.5	433-1065	.407	196-556	.353	389-449	.866	1451	13.3		
DIAGNE, Ismaila	5-6	.833	0-0	.000	4-6	.667	14	4.7	5-6	.833	0-0	.000	4-6	.667	14	4.7		
FEW, Joe	0-1	.000	0-0	.000	0-0	.000	0	0.0	1-17	.059	0-6	.000	4-12	.333	6	0.2		
GREGG, Ben	25-45	.556	2-14	.143	24-29	.828	76	9.5	220-433	.508	71-202	.351	121-166	.729	632	5.5		
HAALAND, Noah	0-1	.000	0-1	.000	0-0	.000	0	0.0	0-1	.000	0-1	.000	0-0	.000	0	0.0		
HICKMAN, Nolan	35-69	.507	18-39	.462	4-4	1.000	92	11.5	385-848	.454	166-436	.381	93-111	.838	1029	9.2		
HUFF, Braden	49-84	.583	4-13	.308	6-7	.857	108	13.5	186-313	.594	26-78	.333	37-63	.587	435	10.1		
IKE, Graham	38-72	.528	1-5	.200	33-43	.767	110	13.8	564-1014	.556	11-36	.306	325-440	.739	1464	16.6		
INNOCENTI, Emmanuel	2-7	.286	0-4	.000	0-1	.000	4	0.6	84-209	.402	24-82	.293	44-56	.786	236	5.6		
NEMBHARD, Ryan	23-58	.397	9-20	.450	30-35	.857	85	10.6	464-1087	.427	130-384	.339	221-277	.798	1279	12.0		
STROMER, Dusty	17-33	.515	10-20	.500	6-7	.857	50	6.3	69-173	.399	44-115	.383	36-44	.818	218	5.1		
YEO, Jun Seok	4-6	.667	1-3	.333	1-3	.333	10	2.5	24-52	.462	4-25	.160	15-24	.625	67	2.3		

Totals

Player	Season Statistics									Career Statistics								
	O-REB	D-REB	TOTAL	PF	FO	A	TO	A/TO	O-REB	D-REB	TOTAL	PF	FO	A	TO	A/TO		
AJAYI, Michael	17	29	46	19	0	8	8	1.0	93	279	372	102	3	71	75	0.9		
ARAUZMOORE, Joaquim	2	2	4	0	0	0	0	0.0	2	2	4	0	0	0	0	0.0		
BATTLE, Khalif	4	34	38	19	0	13	14	0.9	31	330	361	227	3	150	187	0.8		
DIAGNE, Ismaila	3	0	3	5	0	0	1	0.0	3	0	3	5	0	0	1	0.0		
FEW, Joe	0	0	0	1	0	1	0	0.0	2	12	14	10	0	13	3	4.3		
GREGG, Ben	15	26	41	14	0	6	1	6.0	130	271	401	187	2	83	59	1.4		
HAALAND, Noah	0	2	2	2	0	0	0	0.0	0	2	2	2	0	0	0	0.0		
HICKMAN, Nolan	4	19	23	6	0	12	10	1.2	21	220	241	147	0	263	128	2.1		
HUFF, Braden	9	20	29	19	0	9	4	2.3	55	93	148	81	1	27	18	1.5		
IKE, Graham	18	34	52	20	0	7	13	0.5	207	485	692	271	9	92	200	0.5		
INNOCENTI, Emmanuel	2	6	8	7	0	8	1	8.0	37	194	231	95	1	111	62	1.8		
NEMBHARD, Ryan	2	19	21	10	0	86	14	6.1	37	355	392	194	3	624	257	2.4		
STROMER, Dusty	5	25	30	15	0	8	8	1.0	36	109	145	77	0	47	38	1.2		
YEO, Jun Seok	0	0	0	3	0	1	0	0.0	10	21	31	28	0	7	8	0.9		

QUICKIE GAME RECORDS

Individual Game

Points

- 52 - Frank Burgess vs. UC-Davis (1-26-61)
- 50 - Jean Claude Lefebvre vs. Whitworth (2-18-58)

Field Goals Made

- 20 - Jean Claude Lefebvre vs. Whitworth (2-18-58)

Free Throws Made

- 16 - Ronny Turiaf vs. Cincinnati (NCAA - 3-20-03)
- 16 - Blake Stepp vs. Washington (12-2-02)
- 16 - Ronny Turiaf vs. Indiana (11-26-02)
- 16 - Frank Burgess (4 times)

Free Throw Percentage (1.000 - min. 10 attempts)

- (15-15) - Sam Dower vs. Santa Clara (3-8-14)
- (15-15) - Geoff Goss vs. Idaho State (1-6-93)
- (15-15) - Frank Burgess vs. Idaho (3-3-61)

Rebounds

- 33 - Jim Dixon vs. Eastern Washington (1-23-61)
- 28 - Paul Cathey vs. Nevada-Las Vegas (12-28-77)

Assists

- 16 - Blake Stepp vs. Long Beach State (12-20-02)
- 14 - Andrew Nembhard at Pepperdine (2-16-22)
- 14 - Joel Ayayi at Portland (1-9-21)
- 13 - Josh Perkins at Creighton (12-1-18)
- 13 - Jeremy Pargo vs. Virginia Tech (11-24-07)
- 13 - Derek Raivio vs. Montana (11-21-04)
- 13 - Blake Stepp vs. Idaho (11-21-03)
- 13 - Matt Santangelo vs. Loyola Marymount (2-11-00)
- 13 - John Stockton vs. Portland (2-11-84)
- 13 - John Stockton vs. San Diego (1-19-84)
- 13 - Ken Tyler vs. Montana State (2-1-75)

Steals (Under Mark Few)

- 7 - Derek Raivio vs. Montana (11-21-04)
- 6 - Andrew Nembhard at BYU (2-5-22)
- 6 - Nigel Williams-Goss vs. Saint Mary's (3-7-17)
- 6 - David Stockton vs. South Dakota (11-18-12)
- 6 - Jeremy Pargo vs. Loyola Marymount (2-11-08)
- 6 - Derek Raivio vs. Loyola Marymount (1-6-07)

Blocks (Under Mark Few)

- 7 - Chet Holmgren vs. Dixie State (11-9-21)
- 7 - Chet Holmgren vs. Georgia State (3-17-22)
- 7 - Przemek Karnowski vs. Saint Mary's (1-2-14)
- 6 - Chet Holmgren vs. San Francisco (3-7-22)
- 6 - Chet Holmgren at San Francisco (2-24-22)
- 6 - Chet Holmgren vs. BYU (1-13-22)
- 6 - Brandon Clarke vs. Texas Southern (11-10-18)
- 6 - Brandon Clarke vs. Duke (11-21-18)
- 6 - Zach Collins vs. South Carolina (4-1-17)
- 6 - Austin Daye vs. Idaho (11-13-07)
- 6 - Josh Heytvelt at Pepperdine (2-3-07)
- 6 - Robert Sacre at Pepperdine (2-20-10)
- 6 - Abdulla Kuso at San Diego (2-18-08)
- 6 - Abdulla Kuso vs. Duke (12-21-06)

Team Game

Points Scored - Gonzaga

- 136 vs. Loyola Marymount, 2-18-89 (L 147-136)

Points Scored - Opponent

- 147 - Loyola Marymount, 2-18-89 (147-146)

Biggest Margin of Victory

- 78 - Eastern Oregon, 12-28-22 (120-42)
- 66 - Eastern Oregon, 11-15-23 (123-57)
- 61 - Denver, 12-21-18 (101-40)

Biggest Margin of Defeat

- 69 vs. Montana, 2-5-45 (103-34)

Rebounds

- 74 vs. Idaho, 1-22-66

Field Goals Made

- 52 vs. Eastern Oregon, 11-15-23

Field Goals Attempted

- 84 vs. Loyola Marymount, 1-19-90

Field Goal Percentage - Game

- 71.8 vs. Saint Mary's, 1-13-96 (28-39)
- 70.8 vs. Washington State, 12-28-03 (34-48)
- 70.4 vs. Warner Pacific, 12-21-88 (38-54)

Field Goal Percentage - Half

- 84.5 vs. Denver, 12-21-18 (101-40)
- 80.0 vs. San Francisco, 1-16-88 (16-20)
- 80.0 vs. Santa Clara, 1-23-82 (12-15)

Free Throws Made

- 41 vs. Davidson, 12-12-09
- 41 vs. Fairfield, 12-11-90
- 37 vs. San Francisco, 1-15-94
- 36 vs. Santa Clara, 2-12-81
- 36 vs. Eastern Washington, 11-11-11
- 36 vs. BYU, 2-23-12

Free Throws Attempted

- 54 vs. Davidson, 12-12-09
- 53 vs. Loyola Marymount, 2-24-84
- 51 vs. Fairfield, 12-11-90
- 51 vs. Eastern Washington, 11-11-11

Free Throw Percentage - Game (Min. 10 attempts)

- 1.000 vs. BYU, 1-25-14 (12-12)
- 1.000 vs. Michigan State, 11-22-05 (26-26)* (12-12 in OT)
- 1.000 vs. Eastern Washington, 12-11-93 (20-20)
- 1.000 vs. Pepperdine, 1-13-11 (12-12)

WHERE ARE THEY NOW

Bryan Alberts (2014-17)
Hittur in Iceland Premier League

Martynas Arlauskas (2019-22)
Jonava in Lithuanian LKL

Joel Ayayi (2017-21)
JL Bourg en Bresse in French Betclic ELITE ProA

Rasir Bolton (2021-23)
Spartak in Serbian ABA League

Ira Brown (2007-09)
Hiroshima Dragonflies in Japanese B1 League

Brandon Clarke (2017-19)
Memphis Grizzlies in the NBA

Zach Collins (2016-17)
San Antonio Spurs in the NBA

Aaron Cook (2020-21)
Eisbaren Bremerhaven in German Bundesliga

Gene Crandall (2018-19)
EWE Baskets Oldenburg in German Bundesliga

Austin Daye (2007-10)
Kings in Taiwanese PLeague+

Micha Downs (2006-09)
Barreirense in Portuguese Proliga

Admon Gilder (2019-20)
Elan Bearnais Pau-Lacq-Orthez in French ProB

Rui Hachimura (2016-19)
Los Angeles Lakers in the NBA

Elias Harris (2009-13)
Bayern Muenchen in German BBL

Chet Holmgren (2021-22)
Oklahoma City Thunder in the NBA

Jeremy Jones (2015-19)
Toyotsu Fighting Eagles Nagoya in Japanese B1 League

Corey Kispert (2017-21)
Washington Wizards in the NBA

Luka Krajcovic (2023-24)
KK Cedevita Junior Zagreb in Croatia

Matthew Lang (2018-22)
Primoze 1945 in Montenegrin Erste Liga

Guy Landry Edi (2010-13)
Calgary Surge in CEBL

Jordan Mathews (2016-17)
National in Uruguayan LUB

Silas Melson (2014-18)
Darussafaka Lassa Istanbul in Turkish BSL

Andrew Nembhard (2020-22)
Indiana Pacers in the NBA

Kelly Olynyk (2010-14)
Toronto Raptors in the NBA

Kevin Pangos (2011-15)
Napoli in Italian Serie A

Jeremy Pargo (2005-09)
G-League Ignite in NBA G League

Josh Perkins (2014-19)
Panteras de Aguascalientes in Mexican Liga Nacional

Filip Petrushev (2018-20)
Crevna zvezda in Serbian KLS

Domantas Sabonis (2014-16)
Sacramento Kings in the NBA

Malachi Smith (2021-23)
Memphis Hustle in NBA G League

David Stockton (2010-14)
Capitanes de Arecibo in Puerto Rican BSN

Julian Strawther (2020-23)
Denver Nuggets in the NBA

Jalen Suggs (2020-21)
Orlando Magic in the NBA

Kilian Tillie (2016-20)
Unicaja Malaga in Spanish Liga Endesa

Drew Timme (2019-23)
Stockton Kings in NBA G League

Anton Watson (2019-24)
Boston Celtics in the NBA

Byron Wesley (2014-15)
GS Ermis Simatariou in Greek Elite League

Johnathan Williams III (2015-18)
Toyama Grouses in Japanese B2 League

Nigel Williams-Goss (2015-17)
Olympiacos B.C. in Greek Basketball League

Kyle Wiltjer (2014-16)
Umana Reyer Venezia in Italian Serie A

Ryan Woolridge (2018-19)
Panionios in Greek GBL

LAST FOUR BOX SCORES



Official Basketball Box Score - Final
Davidson at Gonzaga
 11/29/24 Atlanta Resort, Paradise Island
 2024 Bad Boy Mowers Battle 4 Atlanta

Game Time: 8:30 PM
 Game Duration: 1:52
 Attendance: 350

Officials: Eric Lewis, Will Howard, Isaac Barnett

Davidson - 65

Record: 5-2

NO.	Name	Min	FG		3P		FT		Rebounds		Fouls		TP	AS	TO	ST	Blocks		+/-
			M/A	M/A	M/A	M/A	OR	DR	OR	DR	PF	FD					BS	BA	
1	Reed Bailey	29:09	6-13	1-2	6-8	0	5	2	7	19	3	1	0	1	1	1	1	1	-18
2	Bobby Durkin	32:09	3-10	0-6	1-2	0	3	3	0	7	3	1	0	0	0	0	0	0	-23
15	Sean Logan	21:12	1-1	0-0	0-1	0	2	2	3	2	1	2	1	2	0	0	0	-16	
4	Mike Loughmane	21:32	1-4	0-2	0-0	1	1	2	1	0	2	3	0	0	0	1	1	-11	
23	Connor Kochera	31:12	2-7	1-3	3-4	0	3	3	0	5	8	4	0	0	0	0	0	-17	
12	Hunter Adams	12:01	2-3	1-1	0-0	0	0	0	4	0	5	0	0	1	0	0	0	-9	
45	Roberts Blum	24:19	5-10	1-5	0-0	0	2	2	2	0	11	1	2	0	0	1	0	-18	
8	Joe Hurlbut	10:37	1-1	1-1	0-0	0	1	1	4	0	3	1	0	1	0	0	0	5	
20	Zach Laput	12:53	3-6	1-3	1-1	0	1	1	1	8	0	2	0	0	0	0	0	-12	
22	Riccardo Ghedini	04:56	0-1	0-1	0-0	0	0	0	0	0	1	0	0	0	0	0	0	-6	
Team																			
Totals			24-56	6-24	11-16	2	21	23	16	16	65	17	10	3	3	3	3	-25	

Technical Fouls: NONE

Shooting By Period			
1 st FG%	12-27	44.4%	
3PT%	3-11	27.3%	
FT%	4-6	66.7%	
2 nd FG%	12-29	41.4%	
3PT%	3-13	23.1%	
FT%	7-10	70%	
GM FG%	24-56	42.9%	
3PT%	6-24	25.0%	
FT%	11-16	68.8%	

Dead Ball Rebounds: 3-0



Official Basketball Box Score - Final
Gonzaga at Indiana
 11/29/24 Atlanta Resort, Paradise Island
 2024 Bad Boy Mowers Battle 4 Atlanta

Game Time: 2:30 PM
 Game Duration: 2:05
 Attendance: 2,385

Officials: Darron George, Eric Lewis, Isaac Barnett

Gonzaga - 89

Record: 6-1

NO.	Name	Min	FG		3P		FT		Rebounds		Fouls		TP	AS	TO	ST	Blocks		+/-
			M/A	M/A	M/A	M/A	OR	DR	OR	DR	PF	FD					BS	BA	
13	Graham Ike	F 19:51	6-8	0-1	2-2	1	6	7	4	3	14	0	1	1	0	0	0	0	21
0	Ryan Nembhard	G 39:18	2-6	1-1	6-7	0	2	2	3	6	11	13	5	5	0	0	0	0	17
1	Michael Ajayi	G 31:55	5-9	0-1	5-5	5	4	9	4	3	15	0	3	1	0	0	0	15	
11	Nolan Hickman	G 33:27	6-10	3-5	0-0	1	3	4	0	0	15	1	2	1	0	1	0	2	
99	Khalif Battle	G 32:09	5-15	0-6	6-6	0	5	3	5	16	3	1	1	0	2	3	1	0	
34	Braden Huff	G 09:22	2-6	1-3	0-0	2	2	4	4	2	5	0	0	0	0	1	0	-6	
4	Dusty Stromer	10:45	0-1	0-0	0-0	0	3	3	1	0	0	1	0	0	0	0	0	-9	
33	Ben Gregg	18:52	5-9	1-3	2-2	0	1	1	0	2	13	2	0	0	1	1	2		
5	Emmanuel Innocenti	04:21	0-0	0-0	0-0	0	0	0	0	1	0	0	0	0	0	0	0		
Team																			
Totals			31-64	6-20	21-22	13	29	42	22	22	89	20	13	9	2	4	16		

Technical Fouls: NONE

Shooting By Period			
1 st FG%	21-40	52.5%	
3PT%	3-10	30.0%	
FT%	12-12	100%	
2 nd FG%	10-24	41.7%	
3PT%	3-10	30.0%	
FT%	9-10	90%	
GM FG%	31-64	48.4%	
3PT%	6-20	30.0%	
FT%	21-22	95.5%	

Dead Ball Rebounds: 0-0

Indiana - 73

Record: 4-2

NO.	Name	Min	FG		3P		FT		Rebounds		Fouls		TP	AS	TO	ST	Blocks		+/-
			M/A	M/A	M/A	M/A	OR	DR	OR	DR	PF	FD					BS	BA	
21	Mackenzie Mgbako	F 24:01	3-5	0-1	0-0	0	5	4	1	4	6	1	2	1	0	0	0	-11	
5	Austin Johnson	F 31:18	4-10	2-5	3-4	1	3	4	1	4	13	1	3	0	0	0	0	-18	
11	Oumar Ballo	C 32:45	11-13	0-0	3-5	0	4	4	7	25	4	3	3	1	0	0	0	-6	
1	Myles Rice	G 19:27	2-6	0-2	2-2	0	1	1	5	2	8	1	1	1	0	0	0	-12	
9	Kanaan Carlyle	G 21:32	2-9	1-5	1-2	2	3	5	2	2	6	2	0	0	0	0	0	-9	
32	Trey Galloway	29:29	2-8	0-2	0-0	0	1	1	0	4	6	2	1	1	1	1	1		
10	Luke Goode	20:06	1-4	1-3	2-2	0	1	1	4	1	5	2	0	1	0	0	0	-5	
12	Langdon Hatton	06:16	1-2	0-0	4-7	0	0	0	5	6	0	1	1	1	1	0	0		
8	Bryson Tucker	14:18	1-3	0-0	0-0	0	1	1	1	0	2	0	0	0	0	0	0	-10	
3	Anthony Leal	00:38	0-0	0-0	0-0	0	0	0	0	0	0	0	0	0	0	0	0		
Team																			
Totals			27-59	4-18	15-22	7	20	27	22	73	17	12	8	4	2	16			

Technical Fouls: NONE

Shooting By Period			
1 st FG%	12-31	38.7%	
3PT%	3-13	23.1%	
FT%	12-16	75%	
2 nd FG%	15-28	53.6%	
3PT%	1-5	20.0%	
FT%	3-6	50%	
GM FG%	27-59	45.8%	
3PT%	4-18	22.2%	
FT%	15-22	68.2%	

Dead Ball Rebounds: 3-1

Gonzaga - 90

Record: 7-1

NO.	Name	Min	FG		3P		FT		Rebounds		Fouls		TP	AS	TO	ST	Blocks		+/-
			M/A	M/A	M/A	M/A	OR	DR	OR	DR	PF	FD					BS	BA	
13	Graham Ike	F 21:44	7-14	0-0	4-5	3	7	10	4	7	18	1	3	0	0	2	4		
0	Ryan Nembhard	G 35:50	2-3	1-1	1-1	0	1	1	2	16	14	2	1	1	0	0	24		
1	Michael Ajayi	G 18:40	3-6	0-2	0-0	1	3	4	1	0	6	1	2	1	0	1	10		
11	Nolan Hickman	G 27:40	3-7	2-4	0-0	1	1	0	1	8	1	1	2	0	0	0	21		
99	Khalif Battle	G 21:20	1-7	0-4	2-2	1	5	6	1	1	4	1	1	0	0	0	6		
4	Dusty Stromer	24:40	4-5	2-2	0-0	2	2	1	1	10	0	0	0	0	0	0	19		
33	Ben Gregg	23:20	8-10	1-2	7-7	2	6	8	3	4	24	2	0	2	0	0	15		
34	Braden Huff	15:27	1-11	0-0	0-0	1	3	4	2	0	14	4	0	0	1	0	21		
5	Emmanuel Innocenti	08:30	0-1	0-1	0-0	0	2	2	2	0	0	0	0	0	0	0	6		
22	Jun Seok Yeo	02:49	0-0	0-0	0-0	0	0	0	0	0	0	0	0	0	0	0	0		
15	Joe Few	02:01	0-0	0-0	0-0	0	0	0	1	0	0	0	0	0	0	0	-1		
Team																			
Totals			35-64	6-16	14-15	8	32	40	17	16	90	24	9	7	3	3	25		

Technical Fouls: Coach 2nd 12:42

Shooting By Period			
1 st FG%	16-33	54.5%	
3PT%	2-7	28.6%	
FT%	4-4	100%	
2 nd FG%	17-31	54.8%	
3PT%	4-9	44.4%	
FT%	10-11	90.9%	
GM FG%	35-64	54.7%	
3PT%	6-16	37.5%	
FT%	14-15	93.3%	

Dead Ball Rebounds: 1-0

Indiana - 73

Record: 4-2

Biggest lead	GON		IND		Points from Turnovers	GON		IND		Period by Period Scoring	
	23 (2 nd 16:01)	2 (1 st 13:15)	2	9 (1 st 14:04)		12	18	1st	2nd		TOT
Best Scoring Run	16 (1 st 3:15)	2	9 (1 st 14:04)	2	Paint	46	40	GON	57	32	89
Lead Changes	2	2	9 (1 st 14:04)	2	Second Chance	23	4	IND	39	34	73
Times Tied	1	1	1	1	Fast Breaks	8	17				
Time with Lead	39:00	00:33	00:33	00:33	Bench	18	17				

Game Notes: H1 (17:16) - Flagrant 1 Fouls Assessed to GON 13 and IND 21



Official Basketball Box Score - Final
Gonzaga at West Virginia
 11/29/24 Atlanta Resort, Paradise Island
 2024 Bad Boy Mowers Battle 4 Atlanta

Game Time: 2:30 PM
 Game Duration: 2:18
 Attendance: 959



2024-25 Gonzaga Men's Basketball Combined Team Statistics All games

Game Records

Record	Overall	Home	Away	Neutral
ALL GAMES	7-1	4-0	1-0	2-1
CONFERENCE	0-0	0-0	0-0	0-0
NON-CONFERENCE	7-1	4-0	1-0	2-1

Score by Periods

Team	1st	2nd	OT	TOT
Gonzaga	354	362	7	723
Opponents	251	263	15	529

Team Box Score

No.	Player	Overall			Total		3-Point		F-Throw		Rebounds				Other Stats							
		GP-GS	MIN	AVG	FG-FGA	FG%	3FG-3FGA	3FG%	FT-FTA	FT%	OFF	DEF	TOT	AVG	PF	DQ	A	TO	BLK	STL	PTS	AVG
13	IKE, Graham	8-8	140:51	17.6	38-72	.528	1-5	.200	33-43	.767	18	34	52	6.5	20	0	7	13	2	3	110	13.8
99	BATTLE, Khalif	8-8	224:22	28.0	33-80	.413	14-41	.341	28-28	1.000	4	34	38	4.8	19	0	13	14	1	9	108	13.5
34	HUFF, Braden	8-0	150:49	18.9	49-84	.583	4-13	.308	6-7	.857	9	20	29	3.6	19	0	9	4	6	1	108	13.5
11	HICKMAN, Nolan	8-8	243:58	30.5	35-69	.507	18-39	.462	4-4	1.000	4	19	23	2.9	6	0	12	10	1	8	92	11.5
0	NEMBHARD, Ryan	8-8	277:42	34.7	23-58	.397	9-20	.450	30-35	.857	2	19	21	2.6	10	0	86	14	1	15	85	10.6
33	GREGG, Ben	8-2	149:03	18.6	25-45	.556	2-14	.143	24-29	.828	15	26	41	5.1	14	0	6	1	4	6	76	9.5
1	AJAYI, Michael	8-6	174:46	21.8	24-55	.436	4-18	.222	9-13	.692	17	29	46	5.8	19	0	8	8	3	8	61	7.6
4	STROMER, Dusty	8-0	163:22	20.4	17-33	.515	10-20	.500	6-7	.857	5	25	30	3.8	15	0	8	8	1	8	50	6.3
24	DIAGNE, Ismaila	3-0	18:38	6.2	5-6	.833	0-0	.000	4-6	.667	3	0	3	1.0	5	0	0	1	3	3	14	4.7
22	YEO, Jun Seok	4-0	18:38	4.7	4-6	.667	1-3	.333	1-3	.333	0	0	0	0.0	3	0	1	0	0	1	10	2.5
10	ARAUZMOORE, Joaquim	2-0	06:52	3.4	2-5	.400	1-3	.333	0-0	.000	2	2	4	2.0	0	0	0	0	0	1	5	2.5
5	INNOCENTI, Emmanuel	7-0	46:34	6.7	2-7	.286	0-4	.000	0-1	.000	2	6	8	1.1	7	0	8	1	1	4	4	0.6
15	FEW, Joe	2-0	04:07	2.1	0-1	.000	0-0	.000	0-0	.000	0	0	0	0.0	1	0	1	0	0	1	0	0.0
35	HAALAND, Noah	2-0	05:18	2.7	0-1	.000	0-1	.000	0-0	.000	0	2	2	1.0	2	0	0	0	0	0	0	0.0
Team											19	15	34					1				
Total		8	1625		257-522	.492	64-181	.354	145-176	.824	100	231	331	41.4	140	0	159	75	23	68	723	90.4
Opponents		8	1625		188-468	.402	46-188	.245	107-145	.738	66	184	250	31.3	148	3	87	109	37	42	529	66.1

Team Statistics

	GONZ	OPP
Scoring	723	529
Points per game	90.4	66.1
Scoring margin	+24.3	-
Field goals-att	257-522	188-468
Field goal pct	.492	.402
3 point fg-att	64-181	46-188
3-point FG pct	.354	.245
3-pt FG made per game	8.0	5.8
Free throws-att	145-176	107-145
Free throw pct	.824	.738
F-Throws made per game	18.1	13.4
Rebounds	331	250
Rebounds per game	41.4	31.3
Rebounding margin	+10.1	-
Assists	159	87
Assists per game	19.9	10.9
Turnovers	75	109
Turnovers per game	9.4	13.6
Turnover margin	+4.3	-
Assist/turnover ratio	2.1	0.8
Steals	68	42
Steals per game	8.5	5.3
Blocks	23	37
Blocks per game	2.9	4.6
Winning streak	2	-
Home win streak	4	-
Attendance	30000	12414
Home games-Avg/Game	4-7500	1-12414
Neutral site-Avg/Game	-	3-1612

Team Results

Date	Opponent		Score	Att.
11/04/2024	Baylor	W	101-63	12000
11/10/2024	Arizona St.	W	88-80	6000
11/15/2024	UMass Lowell	W	113-54	6000
11/18/2024	at San Diego St.	W	80-67	12414
11/20/2024	Long Beach St.	W	84-41	6000
11/27/2024	vs West Virginia	Lot	78-86	959
11/28/2024	vs Indiana	W	89-73	2885
11/29/2024	vs Davidson	W	90-65	993




2024-25 GONZAGA BASKETBALL | TV/RADIO ROSTER




Ryan Nembhard
G | 6-0 | 180 | Sr.
Aurora, Ontario




Michael Ajayi
G | 6-7 | 228 | Sr.
Kent, Wash.




Steele Venters
G | 6-7 | 200 | RJr.
Ellensburg, Wash.




Braeden Smith
G | 6-0 | 170 | Jr.
Seattle, Wash.



Dusty Stromer
G | 6-6 | 200 | So.
Sherman Oaks, Calif.




Emmanuel Innocenti
F | 6-5 | 198 | So.
Ranzanico, Italy



Cade Orness
G | 6-3 | 185 | Fr.
Poulsbo, Wash.



Joaquim ArauzMoore
G | 6-1 | 175 | RFr.
Ross, Calif.



Nolan Hickman
G | 6-2 | 190 | Sr.
Seattle, Wash.



Graham Ike
F | 6-9 | 250 | RSr.
Aurora, Colo.



Graydon Lemke
F | 6-10 | 190 | Fr.
Las Vegas, Nevada




Joe Few
G | 6-0 | 170 | RJr.
Spokane, Wash.



Jun Seok Yeo
F | 6-8 | 218 | Jr.
Seoul, Korea



Ismaila Diagne
C | 7-0 | 237 | Fr.
Nguekhokhe, Senegal




Ben Gregg
F | 6-10 | 230 | Sr.
Clackamas, Ore.



Braden Huff
F | 6-10 | 250 | RSo.
Glen Ellyn, Ill.



Noah Haaland
F | 6-9 | 245 | RJr.
Rathdrum, Idaho



Khalif Battle
G | 6-5 | 185 | Gr.
Hillside, N.J.



Mark Few
Head Coach
26th Season

GAME 9: vs KENTUCKY - BATTLE IN SEATTLE

ZAGS