



# KENTUCKY

## MEN'S BASKETBALL

# 24 25

**8 NATIONAL CHAMPIONSHIPS | 49 SEC TITLES | 31 SEC TOURNAMENT CHAMPIONSHIPS | 57 ALL-AMERICANS | 143 NBA DRAFT PICKS**

### SCHEDULE

#### NOVEMBER

4	23/23	-/-	WRIGHT STATE	ESPNU	W, 103-62
9	23/23	-/-	BUCKNELL	SECN+	W, 100-72
12	19/18	6/6	vs. Duke <sup>1</sup>	ESPN	W, 77-72
19	9/11	-/-	LIPSCOMB <sup>2</sup>	SECN+	W, 97-68
22	9/11	-/-	JACKSON STATE <sup>3</sup>	SECN+	W, 108-59
26	8/8	-/-	WKU <sup>2</sup>	ESPNU	W, 87-68
29	8/8	-/-	GEORGIA STATE	SECN	W, 105-76

#### DECEMBER

3	4/6	RV/RV	at Clemson <sup>4</sup>	ESPN	L, 70-66
7	4/6	7/8	vs. Gonzaga <sup>5</sup>	ESPN2	10 p.m.
11	-/-	-/-	COLGATE	ESPN2	8 p.m.
14	-/-	-/-	LOUISVILLE	ESPN	5:15 p.m.
21	-/-	-/-	vs. Ohio State <sup>6</sup>	CBS	5:30 p.m.
31	-/-	-/-	BROWN	ESPNU	2 p.m.

#### JANUARY

4	-/-	-/-	FLORIDA*	ESPN	11 a.m.
7	-/-	-/-	at Georgia*	SECN	7 p.m.
11	-/-	-/-	at Mississippi State*	SECN	8:30 p.m.
14	-/-	-/-	TEXAS A&M*	ESPN2/U	7 p.m.
18	-/-	-/-	ALABAMA*	ESPN	Noon
25	-/-	-/-	at Vanderbilt*	ESPN/2	2:30 p.m.
28	-/-	-/-	at Tennessee*	ESPN	7 p.m.

#### FEBRUARY

1	-/-	-/-	ARKANSAS*	ESPN	9 p.m.
4	-/-	-/-	at Ole Miss*	ESPN	7 p.m.
8	-/-	-/-	SOUTH CAROLINA*	ESPN/2	Noon
11	-/-	-/-	TENNESSEE*	ESPN	7 p.m.
15	-/-	-/-	at Texas*	ESPN	8 p.m.
19	-/-	-/-	VANDERBILT*	SECN	7 p.m.
22	-/-	-/-	at Alabama*	ESPN	6 p.m.
26	-/-	-/-	at Oklahoma*	SECN	9 p.m.

#### MARCH

1	-/-	-/-	AUBURN*	ABC/ESPN	1/4 p.m.
4	-/-	-/-	LSU*	ESPN/2/U	7/9 p.m.
8	-/-	-/-	at Missouri*	ESPN/SECN	Noon

All times Eastern | \*SEC conference game | HOME GAMES IN CAPS  
<sup>1</sup> Champions Classic (State Farm Arena | Atlanta)  
<sup>2</sup> BBN Invitational (Rupp Arena | Lexington, Ky.)  
<sup>3</sup> BBN Invitational and Unity Series (Rupp Arena | Lexington, Ky.)  
<sup>4</sup> SEC/ACC Challenge (Littlejohn Coliseum | Clemson, S.C.)  
<sup>5</sup> Battle in Seattle | (Climate Pledge Arena | Seattle)  
<sup>6</sup> CBS Sports Classic (Madison Square Garden | New York)

### BROADCAST INFO

#### TELEVISION

Play-by play: Jon Sciambi  
Analyst: Jimmy Dykes



#### UK RADIO

Play-by play: Tom Leach  
Analyst: Jack Givens



#### SATELLITE RADIO

UK Radio on Sirius: - 106 or 190



## #4/6 KENTUCKY (7-1) vs. #7/8 Gonzaga (7-1)

Saturday, Dec. 7 • 10 p.m. ET • Climate Pledge Arena (18,300) • Seattle, Wash.  
#GoBigBlue • #WeAreUK • @KentuckyMBB

### THE MATCHUP



#### Series Breakdown

Overall - GU, 2-1  
 Neutral - UK, 1-0  
 Pope vs. GU - 1-9  
 Few vs. UK - 2-1  
 Current UK streak - 12



#### Mark Pope

Overall Record: 194-109  
 Record at Kentucky: 7-1  
 Overall Seasons: 10th  
 at Kentucky: 1st

#### Mark Few

Overall Record: 723-144  
 Record at GU: 723-144  
 Overall Seasons: 26th  
 at Gonzaga: 26th

### TALE OF THE TAPE

UK	STATISTIC	OPP.
92.9	Points Per Game	90.4
44.9	Rebounds PG	41.4
19.9	Assists PG	19.9
6.0	Blocks PG	2.9
7.6	Steals PG	8.5
10.4	Turnovers PG	9.4
.500	FG Pct.	.492
.368	3-Pt FG Pct.	.354
.733	FT Pct.	.824
+1.9	Assist-to-TO Ratio	+2.1

### STAT LEADERS

POINTS PER GAME		
UK	Otega Oweh	16.0
GU	Graham Ike	13.8
REBOUNDS PER GAME		
UK	Amari Williams	10.1
GU	Graham Ike	6.5
ASSISTS PER GAME		
UK	Lamont Butler	3.9
GU	Ryan Nembhard	10.8
STEALS PER GAME		
UK	Butler/Oweh	1.5
GU	Ryan Nembhard	1.9
BLOCKS PER GAME		
UK	Amari Williams	1.9
GU	Braden Huff	0.8
3-POINTERS		
UK	Koby Brea	26
GU	Nolan Hickman	18
FIELD-GOAL PERCENTAGE (min. 45 att.)		
UK	Koby Brea	.590
GU	Braden Huff	.583
FREE-THROW PERCENTAGE (min. 15 att.)		
UK	Andrew Carr	.792
GU	Khalif Battle	1.000

### NEED TO KNOW

It will be a tussle of top 10 teams when No. 4/6 Kentucky takes on No. 7/8 Gonzaga on Saturday. UK is 103-72 all-time in matchups involving two AP Top 10 foes. For Kentucky and Gonzaga, the game will mark their second top-10 clash in the last three years. Both teams were ranked in the top five when they met in 2022-23.

Otega Oweh has assumed the role of leading scorer for the Wildcats in the early season, averaging a team-high 16.0 points per game. Oweh is the only Wildcat to score in double figures in every game this season and is shooting a career-best .542 percent from the floor and .375 percent from 3-point range.

Kentucky's offense is clicking under Mark Pope. The Wildcats are scoring 92.9 points per game (second in the country) and have already eclipsed the century mark on four occasions. The team's 19.9 assists per game are tops in the conference and eighth in the country, while the 10.6 made 3s per game is the best in the SEC and 22nd most in Division I. UK's offense is also potent on the run. The Wildcats are second in the nation in fastbreak points at 21.13 per game, and the Cats are playing at 14.7 pace, the seventh fastest in the country.

Koby Brea, the country's top 3-point shooter a year ago, has picked up right where he left off this season, shooting an astounding 60.5 percent from deep thus far, the second best mark in the land. Brea has made 26 triples through eight games and is averaging a career-best 12.8 points per game.

The Wildcats have two players closing in on 1,000 career points as both Kerr Kriisa and Koby Brea are set to hit the milestone. Kriisa needs just three points to hit 1k while Brea needs nine.

### BY THE NUMBERS

.760	Nation's all-time best winning percentage
92.9	Points per game, second most in the nation
60.5	Koby Brea's 3FG%, second best in the nation
4	Games with over 100 points scored

### PREVIOUS GAME'S STARTERS



	Pos.	Ht.	Yr.	Hometown	PPG	RPG	APG	SPG	BPG	3PG	FG%	3FG%	FT%	
00	Otega Oweh	G	6-4	Jr.	Newark, N.J.	16.0	4.0	1.3	1.5	0.6	1.1	54.2%	37.5%	78.4%
1	Lamont Butler	G	6-2	Gr.	Moreno Valley, Calif.	12.9	3.1	3.9	1.5	0.1	0.9	55.1%	33.3%	64.5%
2	Jaxson Robinson	G	6-6	Gr.	Ada, Okla.	12.0	3.9	1.4	0.6	0.8	2.0	43.4%	30.8%	72.7%
7	Andrew Carr	F	6-11	Gr.	West Chester, Pa.	10.0	5.6	2.5	0.5	0.8	0.6	56.0%	38.5%	79.2%
22	Amari Williams	C	7-0	Gr.	Nottingham, England	9.9	10.1	2.5	0.4	1.9	-	53.8%	-%	62.2%

#### OFF THE BENCH

4	Koby Brea	G	6-7	Gr.	Washington Heights, N.Y.	12.8	3.6	1.5	0.3	0.4	3.3	59.0%	60.5%	80.0%
5	Collin Chandler	G	6-5	Fr.	Farmington, Utah	2.9	0.7	0.4	0.9	0.1	0.4	46.7%	30.0%	1.000%
9	Trent Noah	F	6-5	Fr.	Harlan, Ky.	0.6	0.4	0.0	0.2	0.2	0.2	25.0%	25.0%	-
10	Brandon Garrison	F	6-10	So.	Oklahoma City	5.7	4.7	2.6	1.0	1.0	0.0	48.6%	00.0%	66.7%
11	Travis Perry	G	6-1	Fr.	Eddyville, Ky.	1.4	0.6	0.2	0.2	0.0	0.2	28.6%	33.3%	1.000%
15	Ansley Almonor	F	6-7	Sr.	Spring Valley, N.Y.	6.6	2.0	0.4	0.5	0.3	1.1	51.4%	39.1%	88.9%
77	Kerr Kriisa	G	6-3	Sr.	Tartu, Estonia	4.0	2.4	3.8	0.5	0.3	1.1	25.0%	24.2%	85.7%




# TV/RADIO CHART



**00 OTEGA OWEH**

**Junior Guard**  
6-4 | 215  
Newark, N.J.  
Oklahoma  
(oh-TEG-uh OH-way)



**1 LAMONT BUTLER**

**Graduate Student Guard**  
6-2 | 208  
Moreno Valley, Calif.  
San Diego State




**2 JAXSON ROBINSON**

**Graduate Student Guard**  
6-6 | 192  
Ada, Okla.  
BYU




**4 KOBY BREA**

**Graduate Student Guard**  
6-7 | 215  
Washington Heights, N.Y.  
Dayton  
(BRAY-ah)



**5 COLLIN CHANDLER**

**Freshman Guard**  
6-5 | 202  
Farmington, Utah  
Farmington HS



**7 ANDREW CARR**

**Graduate Student Forward**  
6-11 | 235  
West Chester, Pa.  
Wake Forest



**9 TRENT NOAH**

**Freshman Forward**  
6-5 | 220  
Harlan, Ky.  
Harlan County HS



**10 BRANDON GARRISON**

**Sophomore Forward**  
6-10 | 250  
Oklahoma City  
Oklahoma State



**11 TRAVIS PERRY**

**Freshman Guard**  
6-1 | 188  
Eddyville, Ky.  
Lyon County HS



**13 GRANT DARBYSHIRE**

**Junior Guard**  
6-2 | 188  
Cincinnati  
Sycamore HS



**15 ANSLEY ALMONOR**

**Senior Forward**  
6-7 | 244  
Spring Valley, N.Y.  
Fairleigh Dickinson  
(ANS-lee ALL-mah-nor)




**21 WALKER HORN**

**Junior Guard**  
6-3 | 185  
Austin, Texas  
Westlake HS



**22 AMARI WILLIAMS**

**Graduate Student Center**  
7-0 | 262  
Nottingham, England  
Drexel



**77 KERR KRIISA**

**Fifth Year Senior Guard**  
6-3 | 185  
Tartu, Estonia  
West Virginia  
(KREE-suh)



**MARK POPE**

**Head Coach**  
First Season



**ALVIN BROOKS III**

**Associate Head Coach**  
First Season



**MARK FOX**

**Associate Coach**  
First Season



**CODY FUEGER**

**Assistant Coach**  
First Season  
(FEE-gurr)



**JASON HART**

**Assistant Coach**  
First Season



**MIKHAIL MCLEAN**

**Assistant Coach**  
First Season  
(MICK-hail MUH-clean)



**NICK ROBINSON**

**Director of Operations**  
First Season



# ROSTER

## NUMERICAL

No.	NAME	Pos.	Ht.	Wt.	Cl.	HOMETOWN (PREVIOUS SCHOOL)	INSTAGRAM   X
00	Otega Oweh	G	6-4	215	Jr.	Newark, N.J. (Oklahoma)	otegaowe   otegaowe
1	Lamont Butler	G	6-2	208	Gr.	Moreno Valley, Calif. (San Diego State)	lamont.butler1   lamont_butler1
2	Jaxson Robinson	G	6-6	192	Gr.	Ada, Okla. (BYU)	j4xsonn   robinsonjaxx
4	Koby Brea	G	6-7	215	Gr.	Washington Heights, N.Y. (Dayton)	kobybrea   kobybrea
5	Collin Chandler	G	6-5	202	Fr.	Farmington, Utah (Farmington HS)	collinxchandler   collinchand13r
7	Andrew Carr	F	6-11	235	Gr.	West Chester, Pa. (Wake Forest)	andrewpcarr   apc_andrew
9	Trent Noah	F	6-5	220	Fr.	Harlan, Ky. (Harlan County HS)	trentnoah2   trentnoah2_
10	Brandon Garrison	F	6-10	250	So.	Oklahoma City (Oklahoma State)	brando2wavvy   brandonGarriso
11	Travis Perry	G	6-1	188	Fr.	Eddyville, Ky. (Lyon County HS)	tjp_11   travis_perry11
13	Grant Darbyshire	G	6-2	188	Jr.	Cincinnati (Sycamore HS)	grant_d_13   grantdarbyshire
15	Ansley Almonor	F	6-7	244	Sr.	Spring Valley, N.Y. (Fairleigh Dickinson)	ansleyalmonor   ansleyalmonor
20	Zach Tow	F	6-5	215	Jr.	Madisonville, Ky. (North Hopkins HS)	z_tow12   z_tow12
21	Walker Horn	G	6-3	185	Jr.	Austin, Texas (Westlake HS)	walkerhorn_   walkerhorn_
22	Amari Williams	C	7-0	262	Gr.	Nottingham, England (Drexel)	amariwillixms   amxriwillixms
77	Kerr Kriisa	G	6-3	185	Sr.	Tartu, Estonia (West Virginia)	kkriisa   kerrkriisa

## ALPHABETICAL

No.	NAME	Pos.	Ht.	Wt.	Cl.	HOMETOWN (PREVIOUS SCHOOL)	PRONUNCIATIONS
15	Ansley Almonor	F	6-7	244	Sr.	Spring Valley, N.Y. (Fairleigh Dickinson)	ANS-lee ALL-mah-nor
4	Koby Brea	G	6-7	215	Gr.	Washington Heights, N.Y. (Dayton)	BRAY-uh
1	Lamont Butler	G	6-2	208	Gr.	Moreno Valley, Calif. (San Diego State)	
7	Andrew Carr	F	6-11	235	Gr.	West Chester, Pa. (Wake Forest)	
5	Collin Chandler	G	6-5	202	Fr.	Farmington, Utah (Farmington HS)	
13	Grant Darbyshire	G	6-2	188	Jr.	Cincinnati (Sycamore HS)	
10	Brandon Garrison	F	6-10	250	So.	Oklahoma City (Oklahoma State)	
21	Walker Horn	G	6-3	185	Jr.	Austin, Texas (Westlake HS)	
77	Kerr Kriisa	G	6-3	185	Sr.	Tartu, Estonia (West Virginia)	KREE-suh
9	Trent Noah	F	6-5	220	Fr.	Harlan, Ky. (Harlan County HS)	
00	Otega Oweh	G	6-4	215	Jr.	Newark, N.J. (Oklahoma)	oh-TEG-uh OH-way
11	Travis Perry	G	6-1	188	Fr.	Eddyville, Ky. (Lyon County HS)	
2	Jaxson Robinson	G	6-6	192	Gr.	Ada, Okla. (BYU)	
20	Zach Tow	F	6-5	215	Jr.	Madisonville, Ky. (North Hopkins HS)	rhymes with HOW
22	Amari Williams	C	7-0	262	Gr.	Nottingham, England (Drexel)	

### Head Coach:

Mark Pope (Kentucky, 1996)

### Associate Head Coach:

Alvin Brooks III (Idaho State, 2002)

### Associate Coach:

Mark Fox (Eastern New Mexico, 1991)

### Assistant Coaches:

Cody Fueger (Utah, 2006)

FEE-gurr

Jason Hart (Syracuse, 2000)

Mikhail McLean (Houston, 2015)

MICK-hail MUH-clean

### Director of Operations:

Nick Robinson (Stanford, 2005)

### Strength and Conditioning Coach:

Randy Towner (Utah, 2016)

### Head Athletic Trainer:

Brandon Wells (Wisconsin-Stevens Point, 2007)

### Graduate Assistants:

Brian Fitzpatrick, Austin Pope, Leander Ridgeway




# POLLS, STATS, MEDIA INFO

## Weekly Media Schedule

all times ET unless indicated otherwise

<b>7 Sat.</b> vs. Gonzaga Climate Pledge Arena ESPN2   Seattle 7 p.m. PT/ 10 p.m. ET  Mark Pope and UK players postgame media availability	<b>8 Sun.</b>	<b>9 Mon.</b> UK HealthCare Mark Pope Show   6 p.m.	<b>10 Tue.</b> UK players media availability TBD   Historic Memorial Coliseum Media Room	<b>11 Wed.</b> vs. Colgate Rupp Arena ESPN2   Lexington, Ky. 8 p.m.  Mark Pope and UK players postgame media availability	<b>12 Thu.</b>	<b>13 Fri.</b> Mark Pope availability Noon   Historic Memorial Coliseum Media Room
---	---------------	---	---	--	----------------	---

### Communications & PR Staff

 **Deb Moore**  
 Senior Associate Director  
 Cell - 859.559.5781  
 Email - deb.moore@uky.edu

 **Greg Welsh**  
 Assistant Director  
 Cell - 215.990.0199  
 Email - gregory.welsh@uky.edu

### Media Information

#### CREDENTIAL REQUESTS

Requests for single-game credentials are now open and the window to apply will close **three** days prior to game day online at [sportssystem.com/Kentucky](http://sportssystem.com/Kentucky).

#### CREDENTIAL CRITERIA

The University of Kentucky's decision to issue credentials to a media outlet for the purposes of covering a UK basketball home or away event is determined by a variety of factors. They include the following:

- Priority is given to outlets based on circulation size/ household reach/unique site visitors
- Additional consideration is based on amount of original content generated, number of full-time employees of the outlet, length of existence of the outlet and the journalist experience of the reporter(s)
- Attendance at Kentucky media sessions, including Olympic sport opportunities and the intention/ability to cover all sports at Kentucky both at home and on the road, also is considered
- Professionalism, which includes is not limited to conduct at games, press conferences, practices, on social media, etc.

Being granted credentials at another institution/event does not equate to meeting the criteria for the University of Kentucky. Being granted credentials for one UK event does not guarantee approval for other UK events. The University of Kentucky has the right to deny or revoke credentials under its own discretion. Credentialing also is dependent on space availability.

#### INTERVIEW POLICIES-GENERAL

All interviews with University of Kentucky basketball players or staff members must be arranged through the Communications and Public Relations office. Media should never contact a player or coach directly.

The Wildcat Coal Lodge, dormitories, team locker rooms and other team quarters are private team areas. Media members are not permitted in these areas unless accompanied by appropriate university personnel.

#### PRACTICE/PRESS CONFERENCES

Other than announced exceptions, UK basketball practices are closed to the media.

Player interviews are conducted pregame weekly and will be available to all UK media. UK will accept requests for player interviews, but they must be submitted 24 hours prior to the scheduled availability.

Coach Mark Pope will meet with members of the media at least once a week in the Memorial Coliseum Media Room.

Game-day shoot-arounds are closed to the media.

#### TELEPHONE PLAYER INTERVIEWS

Telephone interviews are available to the media on a call-back basis. Individual player and coach telephone numbers will not be given to members of the media.

Players are instructed not to conduct interviews when contacted directly by telephone. The Communications and Public Relations office will arrange for telephone interviews at a time most convenient for the student-athlete.

Other special requests are handled on a case-by-case basis.

#### POSTGAME INTERVIEWS

Following each game, there is a cooling-off period, during which time the players shower and dress. Approximately 10 minutes after the game ends, Coach Pope conducts his postgame press conference while a player speaks to the UK Sports Network.

Following Coach Pope's press conference in the Rupp Arena interview room and the cooling-off period, selected UK players are available in the interview room.

### The Polls

#### Associated Press Top 25 Dec. 2

1. Kansas (35)
2. Auburn (26)
3. Tennessee
4. **Kentucky**
5. Marquette
6. Iowa State
7. Gonzaga
8. Purdue
9. Duke
10. Alabama
11. Wisconsin
12. Oregon
13. Florida
14. Cincinnati
15. Baylor
16. Memphis
17. Houston
18. Pittsburgh
19. Illinois
20. North Carolina
21. Oklahoma
22. Texas A&M
23. Ole Miss
24. San Diego State
25. UConn

**Receiving Votes:** Michigan State, Arkansas, Texas, Michigan, Arizona State, Indiana, Drake, Xavier, Utah State, Louisville, West Virginia, Clemson, BYU, Dayton, Texas Tech, Nebraska, Mississippi State, Ohio State, Maryland, UCLA, Creighton, Saint Mary's, Georgia, St. John's, Loyola Chicago, Florida State, DePaul, UC Irvine, Columbia

#### USA Today Coaches Poll Dec. 2

1. Kansas (19)
2. Auburn (12)
3. Tennessee
4. Marquette
5. Iowa State
6. **Kentucky**
7. Purdue
8. Gonzaga
9. Duke
10. Oregon
11. Wisconsin
12. Alabama
13. Florida
14. Cincinnati
15. Memphis
16. Baylor
17. Illinois
18. Houston
19. Pittsburgh
20. Ole Miss
21. Oklahoma
22. North Carolina
23. Michigan
24. Texas A&M
25. Michigan State

**Receiving Votes:** UConn, San Diego State, Texas, Mississippi State, Arizona State, Drake, Texas Tech, Arkansas, UCLA, Xavier, BYU, Ohio State, Utah State, Saint Mary's, Dayton, St. John's, Nebraska, Indiana, Creighton, West Virginia, Maryland, Clemson, Georgia, Arizona, UC Irvine, Nevada

### UK in the Rankings (as of Dec. 3)

#### Team Rankings

Category	Stat	SEC [NCAA]
Assist-to-TO Ratio	1.92	4th [8th]
Assists Per Game	19.9	1st [8th]
Bench Points Per Game	32.13	4th [39th]
Blocks Per Game	6.0	2nd [7th]
Effective FG Percentage	0.580	4th [21st]
Fastbreak Points	21.13	1st [2nd]
Field-Goal Percentage	.500	5th [23rd]
FG Percentage Defense	.376	5th [26th]
Fouls Per Game	16.3	8th [17th]
Free-Throw Attempts	21.5	11th [116th]
Free-Throw Percentage	.733	4th [116th]
Free Throws Per Game	15.8	10th [100th]
Rebound Margin	+8.5	5th [36th]
Rebs (Defensive) PG	33.63	1st [1st]
Rebs (Offensive) PG	11.25	10th [164th]
Rebounds Per Game	44.88	1st [4th]
Scoring Defense	68.4	12th [124th]
Scoring Margin	+24.5	2nd [7th]
Scoring Offense	92.9	1st [2nd]
Steals Per Game	7.6	10th [149th]
3-Point Attempts/Game	28.9	3rd [39th]
3-Point Percentage	.368	3rd [68th]
3-Point Defense	.257	2nd [10th]
3-Pointers Per Game	10.6	1st [22nd]
Turnover Margin	+1.3	11th [157th]
TO Forced Per Game	11.63	13th [261st]
Turnovers Per Game	10.4	6th [51st]

#### Individual Rankings

Category/Player	Stat	SEC [NCAA]
Asst-TO-Ratio/Kriisa	3.75	3rd [24th]
Asst-TO-Ratio/Butler	3.10	4th [51st]
Assists Per Game/Butler	3.90	10th [172nd]
Assists Per Game/Kriisa	3.80	11th [201st]
Blocks Per Game/Williams	1.88	4th [40th]
Blocks Per Game/Garrison	1.00	20th [245th]
Double-Doubles/Williams	2	2nd [60th]
Double-Doubles/Carr	1	11th [173rd]
FG Percentage/Oweh	.542	6th [92nd]
Free-Throw Percentage/Oweh	.784	17th [292nd]
Points Per Game/Oweh	16.0	12th [175th]
Def. Rebs. Per Game/Williams	7.75	2nd [11th]
Off. Rebs. Per Game/Williams	2.38	13th [184th]
Off. Rebs. Per Game/Carr	2.00	24th [321st]
Rebounds Per Game/Williams	10.1	2nd [13th]
Steals Per Game/Butler	1.50	22nd [323rd]
Steals Per Game/Oweh	1.50	22nd [323rd]
3-Point Percentage/Brea	.605	1st [2nd]
3-Point FG Per Game/Brea	3.25	3rd [32nd]
3-Point FG Per Game/Robinson	2.00	21st [291st]

### SEC Standings (as of Dec. 4)

Team	SEC Record	Overall Record
Florida	0-0	9-0 (1.000)
Oklahoma	0-0	8-0 (1.000)
Tennessee	0-0	8-0 (1.000)
Georgia	0-0	8-1 (.889)
Vanderbilt	0-0	8-1 (.889)
Auburn	0-0	7-1 (.875)
Kentucky	0-0	7-1 (.875)
LSU	0-0	7-1 (.875)
Mississippi State	0-0	7-1 (.875)
Missouri	0-0	7-1 (.875)
Ole Miss	0-0	7-1 (.875)
Texas	0-0	7-1 (.875)
Alabama	0-0	7-2 (.778)
Texas A&M	0-0	7-2 (.778)
Arkansas	0-0	6-2 (.750)
South Carolina	0-0	5-3 (.625)

### Upcoming in the SEC

#### Dec. 7-12 (all times ET)

Contest	Time	TV Network
<b>Saturday, Dec. 7</b>		
East Carolina at South Carolina	2 p.m.	SEC Network+
UTSA at Arkansas	2 p.m.	SEC Network+
Alcorn State at Oklahoma	8 p.m.	SEC Network+
Lindenwood at Ole Miss	8 p.m.	SEC Network+
<b>Kentucky vs. Gonzaga</b>	<b>10 p.m.</b>	<b>ESPN2</b>
<b>Sunday, Dec. 8</b>		
Richmond at Auburn	12 p.m.	SEC Network
Vanderbilt at TCU	12:30 p.m.	ESPN2
Kansas at Missouri	1 p.m.	ESPN2
FGU at LSU	3 p.m.	SECNetwork+
Texas A&M at Texas Tech	3 p.m.	ESPN2
PVAMU at Mississippi State	4 p.m.	SECNetwork+
UConn at Texas	5 p.m.	ESPN
<b>Tuesday, Dec. 10</b>		
Tennessee at Miami (FL)	6:30 p.m.	ESPN
Arkansas at Michigan	9 p.m.	ESPN
<b>Wednesday, Dec. 11</b>		
<b>Colgate at Kentucky</b>	8 p.m.	ESPN2
<b>Thursday, Dec. 12</b>		
New Mexico State at Texas	8 p.m.	SECNetwork+



# NOTES

## Honoring the Cats

### Andrew Carr

- SEC Player of the Week (Nov. 18)

### Jaxson Robinson

- Preseason All-SEC Third Team (media and coaches)
- Naismith Player of the Year Watch List
- Julius Erving Award Preseason Watch List
- Wooden Award Watch List preseason
- Lute Olson Early-Season Watch List

### Amari Williams

- Kareem-Abdul-Jabbar Award Preseason Watch List

## Quick Facts

### GENERAL INFORMATION

**Location:** Lexington, Ky.

**Enrollment:** 36,161

**Founded:** 1865

**Colors:** Blue and White

**Nickname:** Wildcats

**Conference:** Southeastern Conference

**All-Time Record:** 2,405-759-1 (76.0%)

**Arena:** Rupp Arena (20,500)

**Rupp Arena Record:** 667-85 (88.7%) - 49th season

**NCAA Championships:** 8 (1948, '49, '51, '58, '78, '96, '98, 2012)

**NCAA Runners-Up:** 4 (1966, '75, '97, 2014)

**NCAA Tournament Record:** 130-55 (70.3%)

**Last NCAAT Appearance:** 2024, First Round

**President:** Dr. Eli Capilouto (Alabama, 1971)

**Athletics Director:** Mitch Barnhart (Ottawa, 1981)

**MBB Administrators:** Marc Hill (Iowa Wesleyan, 1993), Ray Oliver (Kansas, 1985)

**Head Coach:** Mark Pope (Kentucky, 1996)

**Pope Overall Record:** 194-109 (64.0%)

**Pope UK Record:** 7-1 (87.5%)

**Athletics Phone Number:** 859.257.8000

**Starters Returning/Lost:** 0/5

**Players Returning/Lost:** 2/14

## Clemson Outlasts Kentucky in Back and Forth Game

Otega Oweh had 17 points and seven rebounds, but No. 4 Kentucky suffered its first loss of the season on Tuesday, falling at Clemson 70-66.

Lamont Butler had 16 points and five assists for the Cats, while Jaxson Robinson had 12 points for UK.

Kentucky (7-1) scored first on a Robinson three. After Clemson got a pair of free throws, Butler drove the lane, scored and was fouled. He made the free throw to make it 6-2 early.

With Kentucky leading 7-5, the Cats scored four in a row to lead 11-5. However, Clemson scored the next seven to lead for the first time, 12-11. However, a Koby Brea three would give UK the lead back, 14-12, with 13:11 left in the first half. Andrew Carr hit a three to make it 17-12, but Clemson quickly answered with a three of its own, and it was 17-15.

A pair of Oweh free throws gave UK a 19-15 lead but Clemson scored the next eight points to lead 23-19, but UK answered with a run of its own. A Robinson three, a Butler layup, an Oweh steal and dunk and an Oweh jumper comprised a 9-0 Kentucky run that gave the Cats a 28-23 lead with 5:45 to play in the half.

Clemson (8-1) would respond by scoring the next 10 points to lead 33-28 before UK got a layup from Ansley Almonor. However, Clemson scored the last four points of the half and the Tigers led 37-30 at the half.

In the second half, Kentucky got the scoring started on an Oweh three. After a Clemson basket, UK got an Amari Williams layup, followed by a fast break layup from Oweh, making it 39-37. After a Clemson three, the Cats got a Brandon Garrison layup on a lob from Butler, cutting the deficit to 42-39.

Another Oweh basket got UK within one and a Williams basket gave the Cats a 43-42 advantage. After a pair of Tigers' free throws, Robinson hit a basket to give Kentucky a 45-44 lead. But again, Clemson came right back with a score to lead 46-45.

The back-and-forth continued as Butler scored at the basket to give UK a 47-46 lead. Clemson would get a banked-in three to lead 49-47. Carr tied the game with pair of free throws but the Tigers answered with a basket to lead 51-49. However, Butler hit a three and UK took the lead back, 52-51 with 10:57 remaining.

Clemson scored the next five points to lead 56-52 before Oweh hit a pair of free throws to make it 56-54 with 8:13 remaining. However, Clemson scored the next five to take a 61-54 advantage. Williams converted in the post to get the Cats within five, then Robinson scored on a putback to cut the deficit to 61-58 with 5:25 to play.

The Tigers would respond again, netting the next five points to lead 66-58. A Robinson layup cut the UK deficit to 66-60. A Williams basket at the rim got the Cats within four, 66-62. Clemson hit a pair of free throws to make it 68-62. A Butler free throw, and later a three, made it 68-66 with two seconds remaining. The Tigers hit two free throws to provide the final margin of victory.

### Some additional notes from the game:

- UK held Clemson to 24-65 shooting (32%). Kentucky has held seven of its eight opponents under 40 percent shooting from the field this season
- The contest featured four ties and 13 lead changes
- The rebounding matchup finished dead even with each squad grabbing 44 total rebounds – 29 on the defensive end and 15 offensive boards
- UK had a 13-10 edge in second chance points and won the points in the paint battle, 30-26

### Know Your Opponent

- Kentucky and Gonzaga will play in their second top-10 matchup in the last three years. Both teams were ranked in the top five when the teams met in 2022-23
- UK is 103-72 all-time in matchups involving two AP Top 10 foes
- Gonzaga is off to a 7-1 start with wins over Arizona State and Indiana
- The Bulldogs lead the country in assist-to-turnover ratio with 2.12 per game. Gonzaga also ranks in the top 10 in assists per game at 19.9
- Gonzaga has a knack for getting to the charity stripe, ranking four in the nation in free-throw percentage (82.4%) while getting there an average of 22.0 times per game

• Khalif Battle, who went 17 of 18 (.944) from the line while playing for Arkansas in March vs. the Wildcats, has made all 28 of his attempts from the line this season

- Gonzaga is averaging 90.4 points per game and limiting teams to just 66.1 points per game
- The Bulldogs are limiting teams to just 24.5% from 3-point range, which ranks fourth in the country, and inducing 13.63 turnovers
- Ryan Nembhard paces the country in assists per game at 10.8 and has a 6.14 assist-to-turnover ratio. Nembhard has already generated five double-doubles on the year

### Balanced Attack

The Wildcats are off to a 7-1 start in large part thanks to their veteran experience. But it has been the balance of attack, both offensively and defensively that has aided UK's start.

- Kentucky has had four different leading scorers through eight games (Oweh - 3, Brea - 2, Carr - 2, Robinson - 2)
- Five players are averaging double-figure points through eight games, while Amari Williams is logging 9.9 points per game
- UK has five players who have generated 18 or more assists (2.25 per game) or more thus far, led by Lamont Butler's 3.9 per game
- Six players have drained eight or more 3s, with Koby Brea pacing the team with 26 made 3-pointers thus far
- Kentucky is outrebounding its foes by 8.5 per game. Nine players are averaging 2.0 boards per game or more. Kentucky ranks fourth in the country with 44.9 rebounds per game. Williams is 13th in the nation at 10.1 per game
- The Cats have induced 61 steals and swatted 48 shots. Ten players have generated multiple steals, while eight have at least two blocks thus far. UK ranks seventh in the country with 6.0 blocks per game, with Williams leading the way at 1.88 per outing
- Kentucky has held seven of eight opponents below 40% from the field and five opponents to less than 20% from distance
- UK's 3-point percentage defense (25.7%) ranks 10th in the country
- UK is averaging 32.13 bench points per game

### Share the Rock

In the win over Jackson State, the Wildcats had four players (Kerr Kriisa, Brandon Garrison, Lamont Butler, Andrew Carr) tally five or more assists in a game for only the third time in program history. UK also achieved the feat in 2012-13 against LIU Brooklyn, as well as in the first round of the NCAA Tournament vs. San Jose State during its run to the 1996 National Championship game. In that first-round game, the Wildcats also set a single-game record with 35 assists, a record that still stands.

Through eight games, Kentucky is averaging 19.9 assists per game and dishing out an assist with a rate of 59.8% on made baskets. The Wildcats assists per game average ranks eighth in the nation as of Dec. 3.

There's been seven Kentucky teams with an assist rate of at least 62 percent which combined for 212 wins and only 35 losses, winning 85.8 percent of their games.

A list of seasons in which the Wildcats had an assist rate of at least 62 percent . . .

- 1995-96 - 65.4%
- 1994-95 - 63.7%
- 1992-93 - 63.5%
- 1993-94 - 63.1%
- 1996-97 - 62.7%
- 1983-84 - 62.4%
- 1991-92 - 62.2%

### Need for Speed

Mark Pope has preached the desire for an up-tempo offense that generates as many possessions per game as possible. Through eight games:

- Kentucky is averaging 21.13 fastbreak points per game, the second most in the country as of Dec. 3



# NOTES

## 2024-25 Lead-Deficit Comparison

Opponent	Biggest Lead	Biggest Deficit	Biggest Run	Changes	Ties	Led	Trailed	Result
WRIGHT STATE	44	-	14-0	0	1	39:44	0:00	W, 103-62
BUCKNELL	29	2	9-0	2	1	38:09	0:15	W, 100-72
vs. Duke	6	10	7-0	9	7	7:10	27:40	W, 77-72
LIPSCOMB	40	-	9-0	0	1	38:57	0:00	W, 97-68
JACKSON STATE	51	2	12-0	2	1	38:04	0:16	W, 108-59
WKU	21	3	8-0	2	2	36:38	1:39	W, 87-68
GEORGIA STATE	35	3	13-0	1	0	37:35	1:50	W, 105-76
at Clemson	6	8	9-0	13	4	14:21	23:15	L, 70-66
vs. Gonzaga								
COLGATE								
LOUISVILLE								
vs. Ohio State								
BROWN								
FLORIDA*								
at Georgia*								
at Mississippi St.*								
TEXAS A&M*								
ALABAMA*								
at Vanderbilt*								
at Tennessee*								
ARKANSAS*								
at Ole Miss*								
SOUTH CAROLINA*								
TENNESSEE*								
at Texas*								
VANDERBILT*								
at Alabama*								
at Oklahoma*								
AUBURN								
LSU								
at Missouri*								
<b>BIGGEST/MOST</b>	<b>51</b>	<b>10</b>	<b>14-0</b>	<b>13</b>	<b>7</b>	<b>39:44</b>	<b>27:40</b>	
<b>TOTALS</b>						<b>250:39</b>	<b>54:55</b>	

- UK's average offensive possession length of 14.7 seconds is the seventh-fastest in the country, according to KenPom
- Tempo rating of 73.3 (possessions per 40 minutes) is sixth in the country and second in the SEC

### Four is Good, Seven is Better

Entering the 2024-25 campaign, the Wildcats have four players (Ansley Almonor, Lamont Butler, Andrew Carr and Amari Williams) who have all eclipsed the 1,000-point plateau for their collegiate careers.

Three more players are nearing the milestone:

	Total Points	Points Needed until 1k
Kerr Kriisa	997	3
Koby Brea	991	9
Jaxson Robinson	931	69

### Just Call Him "Fuego"

After finishing as the nation's leading 3-point shooter a year ago, Koby Brea has picked up right where he left off in 2024-25. Brea is averaging 12.8 points per contest and shooting an incredible .605 percent from 3-point range.

- Brea has 26 3s through UK's first eight games, that ranks tied for 29th in the nation as of Dec. 3 and seventh most makes from deep among players in the five major college basketball conferences
- Brea is averaging 3.25 made 3s per contest. He is on pace to make 101 3-pointers by the end of the regular season. The UK record for most made 3s made in a single season is 117 by Jodie Meeks in 2009
- Brea's 60.5 percent make rate from beyond the arc ranks first among power conferences as of Dec. 3
- Brea's 3.25 makes per game ranks third in the SEC and 32nd in the country
- Brea has made multiple 3-pointers in seven games this season
- The most made 3-point field goals per game by a UK player in a single season is 3.54 by Derrick Miller in the 1989-1990 season, Brea is logging 3.25
- Brea ranks fifth overall in offensive rating per KenPom

### Mr. Consistency

Not only does the team refer to Andrew Carr as the "team dad," but Carr has provided some of the most efficient and consistent performances thus far for the Cats.

- Carr is averaging 10.0 points, 5.6 rebounds and 2.5 assists per game, while connecting on 56.0% of his field goals and 79.2% from the line
- He has led the team in scoring twice (Duke, WKU) and reached double figures in five outings
- The West Chester, Pennsylvania, native has ranked third or better in the team's plus/minus category in seven of the eight games, in the one game he did not rank in the top three, he was +21 on the day (Jackson State)
- Carr ranks 94th overall in offensive rating per KenPom

### The Century "Mark"

Kentucky's offense has ambushed opponents in the early season, particularly in the friendly confines of Rupp Arena. UK is averaging 92.9 points per game, the second most in the nation as of Dec. 3. The Cats are scoring 100.0 points per game at home and have already eclipsed the century mark in four games this season. It marked the first time UK has scored 100 points in four of its first seven games since the 1977-78 season. The Wildcats' most 100-point outings in a single season is 15 during the 1970-71 season.

### When There's a Will, There's an Oweh

Kentucky's junior guard Otega Oweh is off to a hot start in his first season with the Cats. Oweh is the only player to score in double figures in each of the first eight games. He is UK's leading scorer at 16.0 points per game, and he also ranks tied for first with 12 steals.

- Oweh was stellar down the stretch in Kentucky's upset of



# NOTES

Duke. In the final minute of action, he was 4 of 4 from the line, while generating a game-changing steal and an offensive rebound

- He is logging career bests in points per game (16.0), field-goal percentage (.542) and free-throw percentage (.784)
- Oweh has multiple steals in four games, and drained at least two free throws in each contest
- He has made four or more field goals in every game, and has made at least one 3-pointer in six of eight outings
- In games against opponents either ranked or receiving votes, Oweh is logging (16.0 points, 6.5 rebounds, 1.5 assists, 1.5 steals, 0.5 blocks per game)

## From Robin Hood Country to the Big Blue Nation

Kentucky center Amari Williams, who hails from Nottingham, England, was named to the Naismith Memorial Basketball Hall of Fame's preseason watch list for the 2025 Kareem Abdul-Jabbar. Named after the Naismith Hall of Famer and NBA all-time scoring leader, the award is in its 11th year.

Eight games into the season, Williams is averaging 9.9 points and 10.1 rebounds per game. He has led the Cats in rebounding in seven of eight games and has snared 10 or more in five outings. Williams ranks 13th in the nation in rebounds per game as of Dec. 3.

Williams charted a pair of double-doubles to open his 2024-25 campaign. He had 12 points and 13 rebounds alongside three assists vs. Wright State, and then followed with 13 points and 14 rebounds vs. Bucknell. He is just the seventh player in program history with double-doubles in each of their first two games as Wildcats.

Williams' double-double in his debut was . . .

- The first for a player in his UK debut since Oscar Tshiebwe and Sahvir Wheeler both accomplished the feat against Duke in 2021
- The 18th in program history by a player making his Kentucky debut in a season opener (stats date back to 1951)

## S-E-C! S-E-C! S-E-C!

Kentucky is the Southeastern Conference's gold standard. Since the SEC's inception in 1932-33, the Wildcats are the most dominant team in the league, recording a 1,059-308 mark (77.5%) in regular-season conference play. Only Alabama has won more than 800 regular-season SEC games and no other team owns a better winning percentage.

- UK has averaged 11.8 wins and only 3.4 losses per season in 91 seasons in the SEC
- Kentucky has won 49 SEC regular-season titles and 31 SEC Tournament championships
- UK won its 1,000th game in SEC regular-season action vs. Alabama on Jan. 11, 2020. Kansas

has won 1,000 conference games when combining its records in the Big 6, Big 7, Big 8 and Big 12, but no other team in the country had won 1,000 or more regular-season league games in one conference alone

- Eight teams made the 2024 NCAA Tournament field, tied for the most among any conference
- The SEC has had 51 NCAA Tournament selections over the last seven tournaments
- The league has advanced at least one team to the Elite Eight in 11 of the last 14 tournaments
- The Dec. 2, 2024 Associated Press Top 25, has a nation-leading eight SEC teams ranked, with four additional teams receiving votes

## The Mark Pope Era Begins

When his alma mater came calling, Mark Pope knew there was no place like home.

Pope, a captain of the University of Kentucky's 1996 National Championship team, returned to Lexington as the 23rd head coach of Kentucky's storied men's basketball program on April 12.

- A nine-year coaching veteran with stops at Utah Valley and BYU
- Owns a career record of 194-109
- UK set a single-game program record by connecting on 80.5% of its 2-point attempts in a win over Georgia State on Nov. 29. The previous record was 78.1% set vs. Lamar on Dec. 13, 1986
- The Wildcats connected on 10 or more 3s in each of the first five games of the season for the first time in program history
- Came back from a nine-point halftime deficit to down No. 6 Duke in the Champions Classic in just his third game as UK's head coach, the quickest coach at Kentucky to win a game against an AP Top 10 opponent
- Coached UK to a season-opening win by a 103-62 win, a 41-point margin. The 103 points were the most for a Kentucky coach in a debut game. The previous high was 88 points vs. Morehead State in Tubby Smith's first game in 1997
- His squads have won 20 or more games in six of the last seven seasons
- He's advanced teams to six postseason appearances. Another squad, his 2020 BYU team, would have been in the NCAA Tournament had the COVID pandemic not canceled postseason play
- Pope was 110-52 (67.9%) at BYU where three of his five teams ranked among the top 20 of the Ken Pomeroy efficiency rankings
- Pope is coming off a 23-11 season in 2023-24. It was BYU's first season in the Big 12 Conference and the Cougars' 10-8 league record featured victories over No. 7 Kansas, No. 11 Baylor and No. 24 Iowa State
- The Cougars ranked third in the country with 11.1 made 3-pointers per game in 2023-24, and also ranked in the top 10 in assists per game (3rd) and assist-to-turnover ratio (6th)

## UK's Record vs. AP Ranked Opponents and as an AP Ranked Opponent All-Time

Kentucky (RK)	Opponent Rank																									RV	NR	TOTAL
	1	2	3	4	5	6	7	8	9	10	11	12	13	14	15	16	17	18	19	20	21	22	23	24	25			
1	-	3-1	0-2	6-1	4-1	2-2	2-0	3-0	6-1	0-1	1-2	0-1	2-0	2-0	-	3-1	1-0	3-0	2-0	1-0	4-1	1-0	-	-	0-1	6-2	168-18	220-53
2	3-2	-	4-2	0-2	3-2	2-1	3-2	2-2	4-1	1-0	2-1	4-0	2-0	0-1	2-0	3-0	1-0	1-0	2-1	2-1	1-0	1-0	-	-	-	4-0	163-11	210-29
3	0-1	1-3	-	4-0	2-2	1-3	2-1	-	3-1	-	0-1	1-0	-	2-0	-	1-0	-	2-0	0-1	3-2	-	-	-	-	-	1-0	131-20	154-35
4	-	0-2	0-1	-	-	0-1	1-2	0-3	-	1-0	-	-	1-0	2-2	-	0-1	-	-	-	-	-	1-0	0-1	1-0	3-0	2-1	75-18	87-32
5	3-0	2-0	2-0	2-0	1-0	0-1	1-0	0-1	0-2	3-0	2-1	1-0	3-0	-	0-1	2-0	-	-	1-1	1-0	1-0	-	-	1-0	-	2-0	88-9	116-16
6	1-1	1-0	1-0	-	1-1	-	1-0	2-0	-	1-2	-	-	1-0	1-0	-	1-0	1-0	0-1	1-0	1-0	-	1-0	-	1-0	-	2-0	64-12	82-17
7	0-1	-	-	1-2	2-0	3-0	-	-	-	-	2-0	-	0-1	1-2	2-1	1-0	-	3-1	2-0	1-0	0-1	-	2-0	-	-	-	44-17	64-26
8	0-1	0-3	-	0-1	1-0	-	1-2	-	1-2	1-0	-	2-0	2-2	1-1	2-0	-	1-0	-	-	-	1-0	2-0	-	1-1	1-0	3-4	67-10	87-27
9	-	1-0	-	0-2	1-0	-	1-2	1-0	-	-	-	-	2-0	-	-	1-0	1-0	1-0	1-0	-	1-0	-	1-0	1-0	-	69-13	83-17	
10	1-0	-	0-1	-	2-2	-	1-0	0-1	0-1	-	-	-	0-1	1-1	-	-	1-0	-	0-1	-	0-1	-	-	-	-	3-4	53-7	62-20
11	1-0	-	-	-	1-0	-	1-0	2-1	0-1	-	-	0-1	1-2	-	-	-	0-1	1-1	-	-	-	2-0	-	1-0	0-1	-	36-6	46-14
12	-	0-2	-	-	2-0	-	-	1-0	-	2-0	-	-	-	1-0	-	1-0	1-1	-	-	-	0-1	-	-	0-1	-	2-0	27-6	37-11
13	-	1-0	1-1	-	-	-	-	-	-	0-1	-	-	-	-	1-0	0-1	1-1	-	-	-	-	-	0-1	1-0	-	1-0	23-6	29-11
14	0-1	-	0-1	1-0	-	1-0	-	-	2-0	-	-	-	-	-	-	1-0	-	-	-	-	-	1-0	-	-	-	1-1	16-3	23-6
15	-	-	0-1	1-0	-	0-1	-	-	1-0	-	-	1-0	-	1-0	-	-	-	1-1	-	1-0	-	-	-	-	-	1-0	20-2	27-5
16	-	-	-	0-1	-	0-1	-	-	-	1-0	-	-	-	1-0	-	-	1-0	-	-	-	0-1	-	-	-	-	3-0	22-2	28-5
17	0-1	-	-	-	-	0-1	-	-	-	-	-	-	1-0	-	-	-	-	-	1-0	-	1-0	-	1-1	-	-	0-1	11-5	15-9
18	-	1-0	-	-	-	1-1	1-1	-	-	0-1	-	1-0	-	-	-	-	-	-	-	1-0	-	1-0	0-1	-	-	3-2	21-1	30-7
19	-	-	1-0	1-0	-	1-0	-	-	1-0	-	-	-	-	-	-	1-1	-	-	-	-	-	-	-	-	-	1-1	15-0	21-2
20	0-1	-	-	0-2	1-1	-	0-1	-	-	-	-	0-1	-	-	-	-	-	1-0	-	-	1-0	-	-	-	0-1	-	15-5	18-12
21	-	-	-	-	-	-	-	-	-	-	-	-	-	-	-	-	-	-	-	-	-	-	-	-	-	2-0	2-1	4-1
22	-	-	-	-	-	-	-	1-0	-	-	-	-	2-0	-	1-0	-	-	-	-	-	-	-	-	-	-	2-0	10-2	16-2
23	-	-	-	-	-	-	-	-	-	-	-	-	-	-	-	-	-	-	-	-	-	0-1	-	-	-	1-2	6-1	7-4
24	-	-	-	-	-	-	-	-	-	-	-	-	-	-	0-1	-	-	-	-	-	-	-	-	-	-	-	0-3	0-4
25	0-1	-	-	-	-	-	0-1	-	-	0-1	-	-	-	-	-	-	-	-	-	-	-	-	-	-	-	-	5-2	5-5
RV	0-1	1-0	-	-	1-0	-	2-1	-	0-1	0-1	-	1-0	1-0	-	0-1	-	-	0-1	-	-	-	-	-	-	-	-	-	6-6
NR	0-5	0-3	3-2	2-2	3-1	1-3	2-3	2-7	5-4	1-2	1-2	2-0	1-0	0-4	0-1	2-1	3-3	3-7	4-2	2-2	0-2	0-1	-	1-2	3-1	-	41-60	
TOTAL	9-16	11-14	12-11	16-11	25-10	12-15	19-16	14-15	23-14	11-9	8-7	13-3	19-6	13-11	8-5	17-5	12-6	16-12	14-6	13-5	10-8	10-1	4-4	8-4	8-4	40-17	Total	1518-435



# NOTES

- BYU led the Big 12 in scoring at 81.4 points per game
- BYU was ranked as high as No. 12 in the AP Poll after going 12-1 in nonconference action
- Pope began his collegiate playing career at the University of Washington, where he was tabbed the 1992 Pac-10 Freshman of the Year
- Transferred to Kentucky after his sophomore season, where he appeared in every game of his two-year career with the Wildcats
- UK won the 1995 and '96 regular-season Southeastern Conference championships, the '95 SEC Tournament title and the 1996 NCAA Tournament
- Pope averaged 7.9 points and 5.7 rebounds per game in 69 career games
- He was named to the All-SEC Tournament Team in 1995, behind a pair of double-doubles in three games, including one in the title game that went to overtime.
- Pope was selected in the second round of the 1996 NBA Draft by the Indiana Pacers
- He played professional basketball from 1997-2005, including stints with Indiana, Milwaukee Bucks, New York Knicks and Denver Nuggets
- In 2000-01, he started 45 games and helped the Bucks reach the Eastern Conference Finals

## From Lex, to the League, and Back Again

Mark Pope brings a unique background and experience to Kentucky as the 23rd head coach of the men's basketball program.

- Mark Pope is one of 49 head coaches at the NCAA Division I level that is the head coach at his alma mater
- Mark Pope is one of 19 head coaches at the NCAA Division I level that played in the NBA
- Mark Pope is one of just five head coaches at the NCAA Division I level who played at their alma mater, played in the NBA, and now coach at their alma mater (Hubert Davis - UNC, Penny Hardaway - Memphis, Mike Woodson - Indiana, Speedy Claxton - Hofstra)

## Old But New

Mark Pope's inaugural roster features a bevy of experience led by six players in their fifth year of collegiate basketball. The roster also has a senior, a junior and sophomore, and three freshmen.

The roster is one of the most experienced in the country, but not a single player enters the season having appeared in a game for Kentucky.

Entering the 2024-25 campaign, UK's veteran lineup had played in 845 career games, played 20,741 minutes, made 586 starts, scored 7,900 points and sunk 1,033 3-pointers at a 37.0% rate.

That was more than any team in the history of Kentucky basketball entering a season (minutes statistics available through the 1964-65 season).

Kentucky's other most-veteran squads were the 2021-22 squad which played 13,385 total minutes and scored 5,203 career points. Pope's 1996 team -- hailed as one of the greatest college basketball teams of all time -- had career point totals of 5,232. The 2002-03 squad had 559 games to its roster.

Conversely, Kentucky is returning 0.0% of its scoring, rebounding, assists, steals or blocks production from a season ago. It is the first time in the history of the program there has not been a single returning contributor. The fewest returning points scored from one season to another in program history occurred in the midst of World War II where the 1943-44 roster had a squad with team members who had combined to score just 19 points the season before.

- In a preseason survey of other men's basketball programs, Kentucky's six fifth-year players are tied for the third-most in college basketball among the power conferences. Only Oklahoma State (8) and Louisville (7) have more
- In a different survey of men's basketball programs throughout the country, Kentucky's 12 newcomers are tied for the fifth-most among power conferences trailing only Cal (16), Louisville (16), Oklahoma State (13) and Vanderbilt (13)
- The Wildcats join only Louisville as a major-conference team that is not returning any production from last year's roster

## Here's to You, Mr. Robinson

Kentucky guard Jaxson Robinson was named to several preseason watch lists and teams.

Robinson was a selection on the All-Southeastern Conference Third Team by both the league's coaches and media, he was also among 20 early season candidates for the Julius Erving award honoring the nation's best small forward, and he was also among the Naismith Trophy's preseason list for the national player of the year honor as well as the preseason Wooden Award watch list.

Robinson is averaging 12.0 points, 3.9 rebounds and 1.4 assists per game through eight games of the 2024-25 season. He's topped double-figure scoring in five games, including a 20-point performance vs. Lipscomb. He's connected on multiple 3s in six games, while his field-goal percentage (.434) is tops in his career.

- The grad transfer from Brigham Young University came to Kentucky as the 2023-24 Big 12 Sixth Man of the Year after leading Mark Pope's Cougars in scoring at 14.2 points per game
- Robinson was the first bench player in BYU program history to pace the team in scoring and did so while shooting 42.6% from the field and 35.4% from beyond the 3-point arc, all career-bests
- Robinson reached double-digit scoring in 25 of 33 games played last season, connecting on 81 3-pointers and burying at least one triple in each of the team's final 21 games

## The Long Ball

A staple Mark Pope team is known for shooting the long ball. Pope has discussed the desire to average 35 3-point attempts per game for the 2024-25 season. Entering the season, Pope's veterans had combined to make 1,033 3-pointers at a 37.0% rate.

Through eight games, the Wildcats are averaging 10.63 made 3s per game on 28.9 attempts per game. The Cats are hitting at a 36.8% clip. UK has made 85 3-pointers thus far. Kentucky made 10 or more 3s in each of the first five games of the season for the first time in program history, and has topped double-digit makes in five games.

Should the Cats take and make 3s like Pope intends, some notable UK records will be on watch:

Total 3's Made in a Season	Avg. 3s Made Per Game	3-Point FG%
1. 1992-93 (340)	1. 1989-90 (10.04)	1. 2023-24 (.409%)
2. 2003-24 (327)	2. 1992-93 (10.0)	2. 1995-96 (.397%)
3. 1991-92 (317)	3. 2023-24 (9.91)	3. 2010-11 (.397%)
4. 1993-94 (301)	4. 1993-94 (8.85)	4. 1992-93 (.394%)
5. 1996-97 (287)	5. 1991-92 (8.81)	5. 2011-12 (.378%)

## Points Per Possession

Game	Off. PPP	Def. PPP
WRIGHT STATE	1.39	0.84
BUCKNELL	1.27	0.91
vs. Duke	1.04	0.97
LIPSCOMB	1.37	0.96
JACKSON STATE	1.32	0.72
WKU	1.16	0.91
GEORGIA STATE	1.33	0.96
at Clemson	0.94	1.08
vs. Gonzaga		
COLGATE		
LOUISVILLE		
vs. Ohio State		
BROWN		
FLORIDA		
at Georgia		
at Mississippi State		
TEXAS A&M		
ALABAMA		
at Vanderbilt		
at Tennessee		
ARKANSAS		
at Ole Miss		
SOUTH CAROLINA		
TENNESSEE		
at Texas		
VANDERBILT		
at Alabama		
at Oklahoma		
AUBURN		
LSU		
at Missouri		

## Overall

UK offensive high - 1.39 (WRIGHT STATE)  
 UK offensive SEC high -  
 UK offensive postseason high -  
 UK offensive low - 0.94 (at Clemson)  
 UK offensive SEC low -  
 UK offensive postseason low -

Opp. offensive high - 1.08 (at Clemson)  
 Opp. SEC high -  
 Opp. postseason high -  
 Opp. offensive low - 0.72 (JACKSON STATE)  
 Opp. SEC low -  
 Opp. postseason low -

## All-Time Winningest

SCHOOL	WINS
1. Kentucky	2,405
2. Kansas	2,400
3. North Carolina	2,376
4. Duke	2,305
5. UCLA	2,009
6. Temple	1,997
Syracuse	1,997
8. Notre Dame	1,967
9. St. John's	1,948
10. Arizona	1,942

*\*through games played on Dec. 3, 2024*





# NOTES

## Andrew Carr Named SEC Player of the Week

After leading Kentucky with 17 points in a come-from-behind upset over No. 6 Duke, UK forward Andrew Carr was declared the Southeastern Conference Player of the Week on Nov. 18.

Carr set season highs in both points (17) and rebounds (6), while also adding three assists and a blocked shot as Kentucky erased a nine-point halftime deficit to upend the Blue Devils, 77-72.

The West Chester, Pa. native made a big impact down the stretch for the Wildcats, beginning with an “and one” with 3:57 to go which tied the game at 67 and pulled UK even for the first time since there was 8:23 on the clock in the first half. Carr then assisted on an Otega Oweh layup that gave the Cats a 69-67 lead, their first advantage since holding a 24-23 edge. After Duke reclaimed the lead 70-69, Carr converted another traditional 3-point play the old-fashioned way, hitting a layup plus a foul shot to put Kentucky in front 72-70.

Carr’s 17 points came on an efficient 5-of-8 performance from the field and included two made 3s on just three attempts.

## Early Signing Period Splash

The November signing period has been fruitful for Kentucky as the Wildcats added three prospects from the class of 2025 who are all part of the Naismith High School Preseason Player of the Year watch list.

- **Jasper Johnson (Lexington, Ky.):** Consensus top 20 recruit. | Began career at Woodford County HS before transferring to Link Academy and now Overtime Elite | Combo guard. | Played for Team Thad on the EYBL AAU circuit | Won a gold medal with USA Basketball at the FIBA U18 AmeriCup this past June | Father, Dennis, played football at UK and in the NFL | Uncle, Derrick, played football at Kentucky | Grandfather, Alvis, worked eight years in athletics administration at UK.
- **Acaden Lewis (Washington D.C.):** Four-star point guard from Sidwell Friends School | 2023-24 Gatorade District of Columbia Boys Basketball Player of the Year | Two-time DCSAA Class AA tournament champion with high school team | Played for Team Durant on the Nike grassroots circuit | Participated in the NBPA Top 100 camp
- **Malachi Moreno (Georgetown, Ky.):** One of the top centers in the class and a four-star prospect | Attends Great Crossing High School, helping Warhawks reach the semifinals of the KHSAA Sweet 16 last season | Played for Indiana Elite on the AAU circuit, the same program that was home to current UK freshman, Travis Perry | Participated in Adidas Eurocamp, the NBPA Top 100 camp and the Under Armour Elite 24 Showcase | Brother, Micheal, played at ECU where he became the first player in school history to score at least 1,500 points and grab 900 rebounds

## Kentucky Boasts Nation-Leading 29 Players on NBA Opening-Day Rosters

The Kentucky men’s basketball program finds itself in familiar territory with a nation-leading 29 players on NBA opening-day rosters. It marks the 13th consecutive season in which the Wildcats have paced the nation in terms of their alumni contingent in the league. The total of 29 players is based off the NBA’s official opening-day roster list and includes all two-way and inactive players.

Duke (24 players) is the only other school with at least 20 representatives on a roster heading into the 2024-25 season. The Southeastern Conference leads all collegiate conferences with 100 players on opening day rosters. The Big Ten is second with 89.

Of the 30 NBA franchises, 20 feature at least one player out of Kentucky, while eight have multiple Wildcats. The Sacramento Kings lead the league with three UK products on their roster, while the 76ers, Heat, Knicks, Lakers, Pelicans, Suns and Thunder each have two. A group of four Cats from last year’s Kentucky team join the NBA ranks this season, led by top-10 draft picks Reed Sheppard and Rob Dillingham.

Kentucky’s NBA contingent enters the 2024-25 season with significant momentum. Last year, a record-breaking seven UK players earned NBA All-Star nods, while three were selected to All-NBA teams. Shai Gilgeous-Alexander finished as the runner up for the league’s Most Valuable Player award, while Tyrese Maxey was named the KIA Most Improved Player. Maxey also received the NBA’s Sportsmanship Award and Karl-Anthony Towns was chosen as the recipient of the Kareem Abdul-Jabbar Social Justice Champion Award.

### Wildcats in the NBA (29)

Bam Adebayo – Miami Heat	Brandon Boston Jr. – New Orleans Pelicans
Devin Booker – Phoenix Suns	Anthony Davis – Los Angeles Lakers
Rob Dillingham – Minnesota Timberwolves	Justin Edwards – Philadelphia 76ers
De’Aaron Fox – Sacramento Kings	Shai Gilgeous-Alexander – Oklahoma City Thunder
Tyler Herro – Miami Heat	Isaiah Jackson – Indiana Pacers
Keldon Johnson – San Antonio Spurs	Chris Livingston – Milwaukee Bucks
Trey Lyles – Sacramento Kings	Tyrese Maxey – Philadelphia 76ers
Malik Monk – Sacramento Kings	Jamal Murray – Denver Nuggets
Immanuel Quickley – Toronto Raptors	Julius Randle – Minnesota Timberwolves
Antonio Reeves – New Orleans Pelicans	Nick Richards – Charlotte Hornets
Shaedon Sharpe – Portland Trail Blazers	Reed Sheppard – Houston Rockets
Jacob Toppin – New York Knicks	Karl-Anthony Towns – New York Knicks
Oscar Tshiebewe – Utah Jazz	Jarred Vanderbilt – Los Angeles Lakers
Cason Wallace – Oklahoma City Thunder	PJ Washington – Dallas Mavericks
TyTy Washington Jr. – Phoenix Suns	

### Noteable nuggets about UK’s NBA stars:

- **De’Aaron Fox (Kings):** Fox set a Kings’ franchise record by scoring a career-high 60 points against the Minnesota Timberwolves on Nov. 15, before dropping 49 points the very next day against the Utah Jazz. The 109 points on consecutive nights are the second-most in the last 50 years of NBA history, trailing only Kobe Bryant who once has 110 back in 2017. He was named the Western Conference Player of the Week on Nov. 18 for his efforts
- **Shai Gilgeous-Alexander (Thunder):** Scored a career-high 45 points in OKC’s win over the LA Clippers on Nov. 11, going 13-of-21 from the field and 4-of-8 from beyond the arc. It was the 14th time in SGA’s NBA career in which he has scored 40 or more points
- **Karl-Anthony Towns (Knicks):** Towns has scored over 40 points twice thus far. He poured in 44 points in a win over Miami on Oct. 30, the most points scored by a New York Knicks’ center since Patrick Ewing had 41 in 1996. Towns then topped that total with a season-high 46-point outing against the Chicago Bulls on Nov. 13
- **Devin Booker (Suns):** Topped 15,000 career points on Dec. 3, becoming the ninth youngest player in NBA history to achieve the feat. Booker is also the fourth youngest guard to reach the mark, behind Kobe Bryant, Michael Jordan and Tracy McGrady. Booker was named the NBA Western Conference’s Player of the Week on Nov. 4 after a week which saw the Phoenix star average 33.7 points over three Suns’ wins
- **Anthony Davis (Lakers):** Davis was named the NBA Western Conference’s Player of the Week following the opening week of the

## The Power of #BBN

Game	Attendance	TV Viewers
WRIGHT STATE	19,635	93,137
BUCKNELL	20,048	Not Rated
vs. Duke	16,107	2,157,000
LIPSCOMB	19,314	Not Rated
JACKSON STATE	19,961	Not Rated
WKU	20,049	62,152
GEORGIA STATE	19,914	Not Rated
at Clemson	9,000	629,000
vs. Gonzaga		
COLGATE		
LOUISVILLE		
vs. Ohio State		
BROWN		
FLORIDA		
at Georgia		Not Rated
at Mississippi State		Not Rated
TEXAS A&M		
ALABAMA		
at Vanderbilt		
at Tennessee		
ARKANSAS		
at Ole Miss		
SOUTH CAROLINA		
TENNESSEE		
at Texas		
VANDERBILT		Not Rated
at Alabama		
at Oklahoma		Not Rated
AUBURN		
LSU		
at Missouri		

**HOME GAMES: 118,651**

**Away Games: 9,000**

**Neutral Site Games: 16,107**

**Postseason:**

**Total Fans in Attendance: 143,758**

**Total Tracked Viewers: 2,941,289**



# NOTES

season. He became just the third player in NBA history to have multiple season openers with at least 35 points and at least 15 rebounds, joining only Elgin Baylor and Wilt Chamberlain as the other players to turn the trick. He had his first 40-point outing of the season on Nov. 15 in a win over the San Antonio Spurs

- **Julius Randle (Timberwolves):** Randle hit a buzzer-beating 3-pointer on Nov. 17 to push the Wolves past Devin Booker and the Suns. Randle had a season-high 36 points and seven assists, and his game-winner spoiled a 44-point game from Booker
- **Antonio Reeves (Pelicans):** On his 24th birthday, Reeves scored a career-high 34 points against the Cavaliers. As of Nov. 20, it was the second-highest scoring performance by a rookie in 2024-25
- Kentucky's two top-10 picks from the 2024 NBA draft squared off for the first time in the NBA as **Rob Dillingham** of the Minnesota Timberwolves and **Reed Sheppard** of the Houston Rockets went head-to-head on Nov. 26. Dillingham got the better of Sheppard on the stat sheet with 12 points, seven assists and five boards in 25 minutes, but Sheppard and the Rockets came away with the 117-111 victory in OT
- On Dec. 1, **Keldon Johnson (Spurs)** became the third-fastest player in franchise history to score 5,000 career points. Only Tim Duncan and David Robinson achieved the feat faster.

## Champions Classic Statement

Kentucky got its first marquee win of the Mark Pope era, upending No. 6 Duke, 77-72, in the Champions Classic in Atlanta.

Trailing 46-37 at the half, Kentucky outscored the Blue Devils, 40-26 in the final 20 minutes to earn its first victory against an AP Top 25 ranked opponent under Pope.

Andrew Carr was the leading scorer for the Wildcats with 17 points, while Otega Oweh had 15 and Amari Williams had 10. Those three players have scored in double figures in all three games this season.

The Wildcats led for just 7:10 in the contest. After leading 24-23 with 8:47 to go in the first half, UK would not lead again until holding a 69-67 edge with 2:40 left in the game. A steal and two free throws from Oweh with 10 seconds to go put UK ahead for good as a Blue Devils' turnover, paired with a made free throw by Lamont Butler and an offensive rebound by Oweh, closed the deal for the Cats.

*Some additional notes from the win:*

- Kentucky earned its first win in the Champions Classic since 2019, snapping a four-game skid in the event and improving to 6-8 in the showcase all time
- The victory was the first for Kentucky when trailing by at least nine points at the half since March 7, 2020 vs. Florida when the Cats rallied from 10 down at the break to win by one. UK was 0-12 dating back to that game when down by nine or more points at the intermission
- Kentucky is now 3-0 to start the season for the first time since 2016-17
- For Mark Pope, No. 6 Duke marked the second-highest ranked opponent he has beaten during his coaching career. Pope's BYU squad defeated No. 2 Gonzaga on Feb. 22, 2020

## No Time to Waste

With a win over No. 6 Duke in just his third game at the helm at Kentucky, Mark Pope became the fastest coach in program history to register a victory over an Associated Press top-10 opponent.

*Number of games coached prior to first win against AP top 10 opponent*

- *Mark Pope (2)\**
- *Tubby Smith (5)*
- *John Calipari (7)\**
- *Joe B. Hall (15)\**
- *Billy Gillespie (16)*
- *Rick Pitino (22)*
- *Adolph Rupp (29)*
- *Eddie Sutton (44)*

*\*Won in first opportunity coaching against AP top 10 team*

## A Flying Start to the Pope Era

Kentucky won big in its first regular-season contest under head coach Mark Pope, taking down Wright State, 103-62, to begin the 2024-25 campaign.

Six Wildcats scored in double figures in the contest, led by 21 points from Otega Oweh and 18 from Koby Brea. Kentucky saw six players finish with at least three assists in the victory, while three had five assists.

UK shot 60 percent from the field and assisted on 30 of 39 made field goals, a 76.9 percent assist rate.

*Some nuggets from the Pope opener*

- The 41-point margin of victory in Pope's debut is the same as his jersey #41 from his playing days at UK
- 103 points are the most for a Kentucky coach in his debut game. The previous high was 88

points vs. Morehead State in Tubby Smith's first game in 1997

- 103 points are the most in a season opener for the Wildcats since Nov. 11, 2011 when Kentucky scored 108 vs. Marist
- The Cats are 8-0 in a head coach's debut dating back to Adolph Rupp's first game in 1930
- It was the seventh season-opening win in a row for Mark Pope dating back to his final season at Utah Valley
- Kentucky improves to 101-21 in season openers all-time and 106-16 in home openers

## Associated Press Poll All-Time Leader

Not only is Kentucky the nation's all-time wins leader and the team with the best all-time winning percentage, it has been ranked in the Associated Press more than any other program.

Kentucky has been ranked in the AP poll during 974 weeks in the poll's 76-year history. North Carolina (961), Duke (897), Kansas (864) and UCLA (738) round out the top five.

The Wildcats were ranked No. 1 for the first time in the second month of the poll in Feb. 1949. UK has played a total of 252 games as the nation's top-ranked team.

The Nov. 18, 2024 jump from No. 19 to No. 9 was the largest single-week rise for Kentucky in program history (10 spots). The previous record was a nine-spot jump accomplished in February of 2001.

## Kentucky's Team

Mark Pope and his staff pieced together an experienced, talented, honored and winning group of players to represent Big Blue Nation's 2024-25 team.

Ansel Almonor, Lamont Butler, Andrew Carr and Amari Williams are all 1,000-point scorers. Butler and Williams were named their league's defensive player of the year, while Koby Brea and Jaxson Robinson have been tabbed a conference's sixth man of the year in their career and Almonor was a most improved selection. Brandon Garrison is a former McDonald's All-American. Kerr Kriisa had appeared in 99 career games and registered a pair of triple-doubles, while Otega Oweh was Oklahoma's second-leading scorer a season ago.

Kentucky's freshmen group includes Travis Perry and Trent Noah from the state of Kentucky and Collin Chandler, a former top-35 signee in the class of 2022. Perry is the state's all-time leading scorer, while Noah broke the Sweet 16 state record for most 3-pointers drained in a single run with 19 this season.

## Assistants Snapshot

In addition to putting together a roster from scratch, Mark Pope also had to assemble a staff upon his hiring as head coach of the Wildcats. Pope constructed what he considers to be the best in the country.

- **Alvin Brooks III (associated head coach):** Brooks coached eight seasons at Baylor, serving as both an assistant and associate head coach. The Bears went 194-72 during Brooks' tenure, including a 94-46 record in Big 12 action, won the 2021 NCAA Tournament, went 12-5 in NCAA Tournament games and 22-15 against Associated Press top-10 ranked foes. A Houston native, Brooks began his coaching career at the junior college level. He spent two seasons at Arkansas-Forth Smith, helping the Lions to the 2006 NJCAA Division I championship. He then joined the staff at Midland, where he again was on staff for an NJCAA title team in 2007.

- **Mark Fox (associate coach):** Has been a head coach at the NCAA Division I level for 18 years and has a career record of 324-263. Fox has directed teams to four regular-season conference titles, five NCAA Tournament appearances and 10 total postseason appearances during his collegiate coaching tenure. Fox and Pope reunite in Lexington, after Fox hired Pope for his first collegiate basketball position. Pope served as the Director of Basketball Operations at Georgia in 2009-10, coincidentally Fox's first season with the Bulldogs.

- **Cody Fueger (assistant coach):** Fueger has been a nine-year member of Mark Pope's staffs, first serving as an assistant coach at Utah Valley and then transitioning to BYU. The connection began when they were on the BYU staff together when Pope was an assistant coach and Fueger served as the director of basketball operations. Fueger began his career as a student assistant coach and video coordinator at Utah under Rick Majerus. Named one of the most impactful mid-major assistant coaches in Division I men's basketball by Silver Waves Media in 2022 and 2023, Fueger has been instrumental for Pope's squads.

- **Jason Hart (assistant coach):** Hart is a nine-year NBA veteran with extensive coaching experience at the high school, collegiate and professional levels. Hart most recently served as the head coach of the NBA's G-League Ignite squad, coaching the likes of Jaden Hardy, Scoot Henderson, Matas Buzelis and Ron Holland. He is a member of Syracuse's All-Century Team, which honored the top 25 players in the program's history. He was picked in the second round of the 2000 NBA Draft by the Milwaukee Bucks, where he was teammates with Pope for one season.

- **Mikhail McLean (assistant coach):** McLean spent the last three seasons on staff with Lamar as an assistant coach where the Cardinals have steadily improved year-to-year, culminating in a record-breaking 19-14 season in 2023-24. The Cardinals' 19 wins were their most in NCAA Division I since the 2011-12 season and the second most since the 1987-88 campaign. In addition to his collegiate coaching career, McLean is a native of The Bahamas and serves as the associate head coach on the Bahamian National Team staff. He has been a part of the program since 2021 and is the squad's defensive coordinator. A former standout player for Houston, he joined the Cougars' staff for six seasons.



# KENTUCKY BY THE NUMBERS

Date	Opponent	Result	Points	Rebounds	Assists	Steals	Blocks
N. 4	<b>WRIGHT STATE</b>	W, 103-62	Oweh - 21^	Williams - 13^	Three with - 5^	Two with - 3^	Four with - 1^
N. 9	<b>BUCKNELL</b>	W, 100-72	Brea - 20^	Williams - 14^	Kriisa - 12^	Three with - 2^	Almonor - 2^
N. 12	vs. Duke <sup>1</sup>	W, 77-72	Carr - 17	Williams - 8	Butler - 4^	Oweh - 2	Three with - 2^
N. 19	<b>LIPSCOMB<sup>2</sup></b>	W, 97-68	Robinson - 20^	Williams - 11^	Two with - 2	Three with - 1	Three with - 2^
N. 22	<b>JACKSON STATE<sup>3</sup></b>	W, 108-59	Brea - 22^	Two with - 8^	Kriisa - 7^	Three with - 3^	Garrison - 3^
N. 26	<b>WKU<sup>2</sup></b>	W, 87-68	Two with - 18^	Two with - 10^	Two with - 4^	Five with - 1	Williams - 4^
N. 29	<b>GEORGIA STATE</b>	W, 105-76	Robinson - 19	Carr - 8^	Butler - 6^	Butler - 3^	Two with - 1^
D. 3	at Clemson <sup>4</sup>	L, 70-66	Oweh - 17^	Williams - 11	Butler - 5^	Almonor - 2	Williams - 3
D. 7	vs. Gonzaga <sup>5</sup>						
D. 11	<b>COLGATE</b>						
D. 14	<b>LOUISVILLE</b>						
D. 21	vs. Ohio State <sup>6</sup>						
D. 31	<b>BROWN</b>						
J. 4	<b>FLORIDA*</b>						
J. 7	at Georgia*						
J. 11	at Mississippi State*						
J. 14	<b>TEXAS A&amp;M*</b>						
J. 18	<b>ALABAMA*</b>						
J. 25	at Vanderbilt*						
J. 28	at Tennessee*						
F. 1	<b>ARKANSAS*</b>						
F. 4	at Ole Miss*						
F. 8	<b>SOUTH CAROLINA*</b>						
F. 11	<b>TENNESSEE*</b>						
F. 15	at Texas*						
F. 19	<b>VANDERBILT*</b>						
F. 22	at Alabama*						
F. 26	at Okalahoma*						
M. 1	<b>AUBURN*</b>						
M. 4	<b>LSU*</b>						
M. 8	at Missouri*						

All home games in **BOLD CAPS**

\*SEC game, ^game high

- 1 - Champions Classic (State Farm Arena | Atlanta)
- 2 - BBN Invitational (Rupp Arena | Lexington, Ky.)
- 3 - BBN Invitational/Unity Series (Rupp Arena | Lexington)
- 4 - SEC/ACC Challenge (Littlejohn Coliseum | Clemson, S.C.)
- 5 - Battle in Seattle (Climate Pledge Arena | Seattle)
- 6 - CBS Sports Classic (Madison Square Garden | New York)

## Times Led

Oweh - 3  
Brea - 2  
Carr - 2  
Robinson - 2

## Times Led

Williams - 7  
Carr - 2  
Garrison - 1

## Times Led

Butler - 5  
Kriisa - 4  
Garrison - 1  
Robinson - 1  
Williams - 1

## Times Led

Butler - 5  
Oweh - 4  
Chandler - 3  
Garrison - 2  
Robinson - 2  
Almonor - 1  
Brea - 1  
Kriisa - 1

## Times Led

Williams - 5  
Garrison - 3  
Oweh - 2  
Robinson - 2  
Almonor - 1  
Brea - 1  
Butler - 1  
Carr - 1





# THE LAST TIME UK ...

## INDIVIDUALS

### SCORING

**Scored 25 points:** Antonio Reeves (27), vs. Oakland, 3/21/24  
**Scored 30 points:** Reed Sheppard (32) at Mississippi State, 2/27/24  
**Scored 35 points:** Rob Dillingham (35) vs. TENNESSEE, 2/3/24  
**Scored 40 points:** Malik Monk (47) vs. North Carolina, 12/17/16  
**Scored 45 points:** Malik Monk (47) vs. North Carolina, 12/17/16  
**Scored 50 points:** Jodie Meeks (54) at Tennessee, 1/13/09  
**Scored 55 points:** Never  
**Two players had 20 points:** Koby Brea (22), Otega Oweh (21) vs. JACKSON STATE, 11/22/24  
**Three players had 20 points:** Tre Mitchell (22), D.J. Wagner (22) and Antonio Reeves (20) vs. SAINT JOSEPH'S, 11/20/23  
**Two players had 30 points:** Patrick Patterson (33) and Jodie Meeks (32) vs. TENNESSEE STATE, 12/22/08  
**Scored 20 points in two straight games:** Antonio Reeves (7), 2/17/24-3/9/24  
**Scored 20 points in three straight games:** Antonio Reeves (7), 2/17/24-3/9/24  
**Scored 20 points in four straight games:** Antonio Reeves (7), 2/17/24-3/9/24  
**Scored 20 points in five straight games:** Antonio Reeves (7), 2/17/24-3/9/24  
**Scored 20 points in six straight games:** Antonio Reeves (7), 2/17/24-3/9/24  
**Scored 20 points in seven straight games:** Antonio Reeves (7), 2/17/24-3/9/24  
**Scored 20 points in eight straight games:** Jamal Murray (12), 2/2/16 - 3/12/16  
**Scored 20 points in nine straight games:** Jamal Murray (12), 2/2/16 - 3/12/16  
**Scored 20 points in 10 straight games:** Jamal Murray (12), 2/2/16 - 3/12/16  
**Scored 20 points in 11 straight games:** Jamal Murray (12), 2/2/16 - 3/12/16  
**Scored 20 points in 12 straight games:** Jamal Murray (12), 2/2/16 - 3/12/16  
**Scored 20 points in 15 straight games:** Dan Issel (18), 12/1/69 - 2/7/70  
**Scored 25 points in two straight games:** Antonio Reeves (2) 12/23/23 - 12/29/23  
**Scored 25 points in three straight games:** Tayshaun Prince (3), 3/11/01-3/17/01  
**Scored 30 points in two straight games:** Jodie Meeks vs. Appalachian State (46), 12/20/08; vs. TENNESSEE STATE (32), 12/22/08  
**Scored 30 points in three straight games:** Dan Issel (6) 2/14/70 - 3/2/70  
**Scored in double figures in 10 straight games:** Antonio Reeves (23), 12/21/23-3/21/24  
**Scored in double figures in 15 straight games:** Antonio Reeves (23), 12/21/23-3/21/24  
**Scored in double figures in 20 straight games:** Antonio Reeves (23), 12/21/23-3/21/24  
**Scored in double figures in 25 straight games:** Malik Monk (30), 11/11/16-2/28/17  
**Scored in double figures in 30 straight games:** Malik Monk (30), 11/11/16-2/28/17  
**Scored in double figures in 33 straight games:** Jamal Murray (34), 11/17/15 - 3/19/16  
**Scored in double figures in 34 straight games:** Jamal Murray (34), 11/17/15 - 3/19/16  
**Scored in double figures in 35 straight games:** Kenny Walker (36), 11/14/85 - 3/22/86  
**Five players scored in double figures:** Koby Brea (22), Otega Oweh (21), Jaxson Robinson (14), Lamont Butler (11), Ansley Almonor (10), vs. JACKSON STATE, 11/22/24  
**Six players scored in double figures:** Otega Oweh (21), Koby Brea (18), Lamont Butler (14), Amari Williams (12), Andrew Carr (11), Ansley Almonor (11), WRIGHT STATE, 11/4/24  
**Seven players scored in double figures:** Jaxson Robinson (19), Lamont Butler (17), Amari Williams (14), Otega Oweh (12), Ansley Almonor (12), Koby Brea (10), Andrew Carr (10), GEORGIA STATE, 11/29/24  
**Four players with 15 or more points:** Antonio Reeves (22), D.J. Wagner (19), Rob Dillingham (15), Aaron Bradshaw (15), ARKANSAS, 3/2/24

### DOUBLE-DOUBLES

**Double-double:** Andrew Carr (18 points, 10 rebounds), WKU (11/26/24)  
**Triple-double:** Isaiah Briscoe (19 points, 10 rebounds, 11 assists) at Ole Miss, 12/29/16  
**20-10 (rebs) game:** Tre Mitchell (20 points, 14 rebounds) vs. MISSOURI, 1/9/24  
**20-10 (assts) game:** De'Aaron Fox (24 points, 10 assists) vs. North Carolina, 12/17/16  
**20-15 game:** Oscar Tshiebwe (25 points, 18 rebounds) vs. Kan-

sas State, 3/19/23  
**20-20 game:** Oscar Tshiebwe (21 points, 20 rebounds), vs. VANDERBILT, 3/1/23  
**30-10 game:** Oscar Tshiebwe (37 points, 24 rebounds) vs. GEORGIA, 1/17/23  
**30-15 game:** Oscar Tshiebwe (37 points, 24 rebounds) vs. GEORGIA, 1/17/23  
**30-20 game:** Oscar Tshiebwe (37 points, 24 rebounds) vs. GEORGIA, 1/17/23  
**40-30 game:** Bill Spivey (40 points, 34 rebounds) vs. XAVIER, 2/13/51  
**Back-to-back 20-10 games:** Oscar Tshiebwe (22 p, 17 r) vs. AUBURN, 2/25/23; (21 p, 20 r) vs. VANDERBILT, 1/3/23  
**Three straight 20-10 games:** Julius Randle (23 p, 16 r) vs. UNC ASHEVILLE, 11/8/13; (22 p, 14 r) vs. NORTHERN KENTUCKY, 11/10/13; (27 p, 13 r) vs. Michigan State, 11/12/13  
**Double-double in points and rebs.:** Andrew Carr (18 points, 10 rebounds), WKU (11/26/24)  
**Double-double in points and assists:** D.J. Wagner (18 points, 10 assists) vs. GEORGIA, 1/20/24  
**Double-double in points and blocks:** Never  
**Double-double in points and steals:** Never  
**Double-double in two consecutive games:** Amari Williams (2) 11/4/24-11/9/24  
**Double-double in three consecutive games:** Oscar Tshiebwe (4) 2/25/23-3/10/23  
**Double-double in four consecutive games:** Oscar Tshiebwe (4) 2/25/23-3/10/23  
**Double-double in five consecutive games:** Oscar Tshiebwe (17) 1/19/22-11/15/22  
**Double-double in 10 consecutive games:** Oscar Tshiebwe (17) 1/19/22-11/15/22  
**Double-double in 15 consecutive games:** Oscar Tshiebwe (17) 1/19/22-11/15/22  
**Two players record double-doubles:** Tre Mitchell (18 points, 12 rebounds), Reed Sheppard (11 points, 11 assists) at Louisville, 12/21/23  
**Three players record double-doubles:** PJ Washington (20 points, 13 rebounds), Reid Travis (18 points, 12 rebounds), Keldon Johnson (15 points, 10 rebounds) vs. KANSAS, 1/26/19  
**Four players record double-doubles:** Jack Givens (30 pts, 13 rebs), Kyle Macy (16 pts, 10 assts), Mike Phillips (22 pts, 18 rebs), Rick Robey (23 pts, 13 rebs) vs. SMU 11/26/77  
**Five players record double-doubles:** Never

### FIELD GOALS

**Made 12 FG in a game:** Rob Dillingham (14) vs. TENNESSEE, 2/3/24  
**Made 15 FG in a game:** Malik Monk (18) vs. North Carolina, 12/17/16  
**Made 16 FG in a game:** Malik Monk (18) vs. North Carolina, 12/17/16  
**Made 17 FG in a game:** Malik Monk (18) vs. North Carolina, 12/17/16  
**Made 18 FG in a game:** Malik Monk (18) vs. North Carolina, 12/17/16  
**Made 19 FG in a game:** Dan Issel (19) at Alabama, 2/23/70  
**Made 20 FG in a game:** Dan Issel (23) at Ole Miss, 2/7/70  
**Made 21 FG in a game:** Dan Issel (23) at Ole Miss, 2/7/70  
**Made 22 FG in a game:** Dan Issel (23) at Ole Miss, 2/7/70  
**Made 23 FG in a game:** Dan Issel (23) at Ole Miss, 2/7/70  
**Made 24 FG in a game:** Never  
**Attempted 17 FG in a game:** Antonio Reeves (18) vs. Oakland, 3/21/24  
**Attempted 18 FG in a game:** Antonio Reeves (18) vs. Oakland, 3/21/24  
**Attempted 19 FG in a game:** Rob Dillingham (19) vs. Texas A&M, 3/15/24  
**Attempted 20 FG in a game:** Antonio Reeves (20) at Auburn, 2/17/24  
**Attempted 25 FG in a game:** Antonio Reeves (25) vs. Kansas, 11/14/23  
**Attempted 30 FG in a game:** Kevin Grevey (30) vs. UCLA, 3/31/75  
**Attempted 40 FG in a game:** Bill Spivey (41) XAVIER, 2/13/51

### 3-POINTERS

**Made 5 3-pointers in a game:** Koby Brea (5) JACKSON STATE, 11/22/24  
**Made 6 3-pointers in a game:** Koby Brea (6) BUCKNELL, 11/9/24  
**Made 7 3-pointers in a game:** Reed Sheppard (7) at Tennessee, 3/9/24  
**Made 8 3-pointers in a game:** Immanuel Quickley (8) at Texas A&M, 2/25/20  
**Made 9 3-pointers in a game:** Jodie Meeks (10) at Tennessee, 1/13/09  
**Made 10 3-pointers in a game:** Jodie Meeks (10) at Tennessee, 1/13/09  
**Made 11 3-pointers in a game:** Never  
**Two players made at least 5 3-pointers in a game:** Davion Mintz (6), Brandon Boston Jr. (6) vs. SOUTH CAROLINA, 3/6/21

**Two players made at least 6 3-pointers in a game:** Davion Mintz (6), Brandon Boston Jr. (6) vs. SOUTH CAROLINA, 3/6/21  
**Two players made at least 7 3-pointers in a game:** Never  
**Attempted 10 3-pointers in a game:** Jaxson Robinson, JACKSON STATE, 11/22/24  
**Attempted 15 3-pointers in a game:** Antonio Reeves (17) vs. Kansas, 11/14/23  
**Attempted 16 3-pointers in a game:** Antonio Reeves (17) vs. Kansas, 11/14/23  
**Attempted 17 3-pointers in a game:** Antonio Reeves (17) vs. Kansas, 11/14/23  
**Attempted 18 3-pointers in a game:** Derrick Miller (19) at Kansas 12/9/89  
**Attempted 19 3-pointers in a game:** Derrick Miller (19) at Kansas 12/9/89  
**Attempted 20 3-pointers in a game:** Never  
**Made a 3-pointer in 10 straight games:** Antonio Reeves (19), 1/13/24-3/21/24  
**Made a 3-pointer in 15 straight games:** Antonio Reeves (19), 1/13/24-3/21/24  
**Made a 3-pointer in 20 straight games:** Antonio Reeves (24), 2/7/23-11/6/24  
**Made a 3-pointer in 30 straight games:** Jamal Murray (36), 11/13/15-3/19/16  
**Made two 3-pointers in 10 straight games:** Jamal Murray (17), 1/23/16-3/17/16  
**Made three 3-pointers in 10 straight games:** Gerald Fitch (20), 1/14/03-3/23/03  
**Made three 3-pointers in 15 straight games:** Gerald Fitch (20), 1/14/03-3/23/03  
**Made three 3-pointers in 20 straight games:** Gerald Fitch (20), 1/14/03-3/23/03  
**Made three 3-pointers in 25 straight games:** Keith Bogans (29), 3/14/02-2/26/03

### FREE THROWS

**Made 8 FT in a game:** Lamont Butler (8), WKU, 11/26/24  
**Made 9 FT in a game:** Antonio Reeves (9), vs. MISSISSIPPI STATE, 1/17/24  
**Made 10 FT in a game:** Antonio Reeves (11) at Arkansas, 3/4/23  
**Made 11 FT in a game:** Antonio Reeves (11) at Arkansas, 3/4/23  
**Made 12 FT in a game:** Oscar Tshiebwe (13) vs. GEORGIA, 1/17/23  
**Made 13 FT in a game:** Oscar Tshiebwe (13) vs. GEORGIA, 1/17/23  
**Made 14 FT in a game:** Olivier Sarr (14) vs. VANDERBILT, 1/5/21  
**Made 15 FT in a game:** Rodrick Rhodes (16) vs. Ole Miss, 1/18/95  
**Made 16 FT in a game:** Rodrick Rhodes (16) vs. Ole Miss, 1/18/95  
**Made 17 FT in a game:** Dwight Anderson (18) vs. MISSISSIPPI STATE, 2/12/79  
**Made 18 FT in a game:** Dwight Anderson (18) vs. MISSISSIPPI STATE, 2/12/79  
**Made 19 FT in a game:** Never  
**Attempted 10 FT in a game:** Lamont Butler (12), Amari Williams (10), WKU, 11/26/24  
**Attempted 15 FT in a game:** Oscar Tshiebwe (15) vs. VANDERBILT, 3/1/23  
**Attempted 20 FT in a game:** PJ Washington (20) vs. Kansas State, 3/22/18  
**Attempted 25 FT in a game:** Never  
**Made 20 Straight FT:** Antonio Reeves (23), 1/14/23-2/7/23  
**Made 30 Straight FT:** Tyler Herro (38), 2/16/19-3/29/19

### REBOUNDS

**15 Rebs:** Ugonna Onyenso (16) vs. FLORIDA, 1/31/24  
**20 Rebs:** Oscar Tshiebwe (25) vs. Providence, 3/17/23  
**25 Rebs:** Oscar Tshiebwe (25) vs. Providence, 3/17/23  
**26 Rebs:** Oscar Tshiebwe (28) vs. WESTERN KENTUCKY, 12/22/21  
**27 Rebs:** Oscar Tshiebwe (28) vs. WESTERN KENTUCKY, 12/22/21  
**28 Rebs:** Oscar Tshiebwe (28) vs. WESTERN KENTUCKY, 12/22/21  
**30 Rebs:** Cotton Nash (30) vs. OLE MISS, 2/8/64  
**34 Rebs:** Bob Burrow (34) vs. TEMPLE, 12/10/55  
**35 Rebs:** Never  
**20+ Rebs in two consecutive games:** Oscar Tshiebwe (2), 12/22/21-12/29/21  
**10+ Rebs in three consecutive games:** Tre Mitchell (5), 12/21/23-1/13/24  
**10+ Rebs in four consecutive games:** Tre Mitchell (5), 12/21/23-1/13/24  
**10+ Rebs in five consecutive games:** Tre Mitchell (5), 12/21/23-1/13/24  
**10+ rebs in 10 consecutive games:** Oscar Tshiebwe (22), 1/4/22-11/15/22



# THE LAST TIME UK ...

**10+ rebs in 15 consecutive games:** Oscar Tshiebwe (22), 1/4/22-11/15/22  
**10+ rebs in 20 consecutive games:** Oscar Tshiebwe (22), 1/4/22-11/15/22  
**10+ rebs in 25 consecutive games:** Never  
**Two players had 10 rebounds:** Andrew Carr (10), Amari Williams (10) WKU, 11/26/24  
**Three players had 10 rebounds:** Oscar Tshiebwe (15), Jacob Toppin (10), Ugonna Onyenso (10) vs. NORTH FLORIDA, 11/23/22

## ASSISTS

**6 assists:** Lamont Butler (6) GEORGIA STATE, 11/29/24  
**7 assists:** Kerr Kriisa (7) JACKSON STATE, 11/22/24  
**8 assists:** Kerr Kriisa (12) BUCKNELL, 11/9/24  
**9 assists:** Kerr Kriisa (12) BUCKNELL, 11/9/24  
**10 assists:** Kerr Kriisa (12) BUCKNELL, 11/9/24  
**11 assists:** Kerr Kriisa (12) BUCKNELL, 11/9/24  
**12 assists:** Kerr Kriisa (12) BUCKNELL, 11/9/24  
**13 assists:** TyTy Washington Jr. (17) vs. GEORGIA, 1/8/22  
**14 assists:** TyTy Washington Jr. (17) vs. GEORGIA, 1/8/22  
**15 assists:** TyTy Washington Jr. (17) vs. GEORGIA, 1/8/22  
**16 assists:** TyTy Washington Jr. (17) vs. GEORGIA, 1/8/22  
**17 assists:** TyTy Washington Jr. (17) vs. GEORGIA, 1/8/22  
**18 assists:** Never  
**5+ assists in four consecutive games:** Reed Sheppard (5), 2/24/24-3/9/24  
**8+ assists in two consecutive games:** Rob Dillingham (2), 11/24/23-11/28/23

## BLOCKS

**4 blocks:** Amari Williams (4) WKU, 11/26/24  
**5 blocks:** Ugonna Onyenso (5) vs. Oakland, 3/21/24  
**6 blocks:** Ugonna Onyenso (10) vs. OLE MISS, 2/13/24  
**7 blocks:** Ugonna Onyenso (10) vs. OLE MISS, 2/13/24  
**8 blocks:** Ugonna Onyenso (10) vs. OLE MISS, 2/13/24  
**9 blocks:** Ugonna Onyenso (10) vs. OLE MISS, 2/13/24  
**10 blocks:** Ugonna Onyenso (10) vs. OLE MISS, 2/13/24  
**11 blocks:** Nerlens Noel (12) at Ole Miss, 1/29/13  
**12 blocks:** Nerlens Noel (12) at Ole Miss, 1/29/13  
**13 blocks:** Never

## STEALS

**4 steals:** Reed Sheppard (4) vs. ALABAMA, 2/24/24  
**5 steals:** Reed Sheppard (5) at LSU, 2/21/24  
**6 steals:** Cason Wallace (8) vs. Michigan State, 11/15/22  
**7 steals:** Cason Wallace (8) vs. Michigan State, 11/15/22  
**8 steals:** Cason Wallace (8) vs. Michigan State, 11/15/22  
**9 steals:** Never  
**3+ steals in five consecutive games:** Ashton Hagans (7), 12/22/18 - 1/19/19  
**3+ steals in 10 consecutive games:** Never  
**5+ steals in 3 consecutive games:** Reed Sheppard (3), 2/13/24-2/21/24

## MINUTES

**Played every minute:** Reed Sheppard (45) vs. FLORIDA, 1/31/24  
**Played 40+ minutes:** Reed Sheppard (45) vs. FLORIDA, 1/31/24  
**Played more than 50 minutes:** Patrick Patterson (50) vs. VANDERBILT, 1/12/08

## FOULS

**Fouled out:** Tre Mitchell vs. Oakland, 3/21/24  
**Two players fouled out:** Antonio Reeves, Tre Mitchell vs. Texas A&M, 3/15/24  
**Three players fouled out:** Terrence Clarke, Isaiah Jackson, Olivier Sarr, Lance Ware vs. North Carolina, 12/19/20  
**Four players fouled out:** Terrence Clarke, Isaiah Jackson, Olivier Sarr, Lance Ware vs. North Carolina, 12/19/20  
**Technical foul:** Koby Brea, Otega Owheh, GEORGIA STATE, 11/29/24

## TEAM

### WINS/LOSSES

**Won 10 straight games:** 10, 1/8/19-2/9/19  
**Won 20 straight games:** 38, 11/14/14-3/28/15  
**Won 30 straight games:** 38, 11/14/14-3/28/15  
**Won 40 straight games:** Never  
**Lost consecutive games:** 2, 3/15/24-3/21/24  
**Lost three straight games:** 4, 1/26/21-2/9/21  
**Lost four straight games:** 4, 1/26/21-2/9/21  
**Lost five straight games:** 6, 11/29/20-12/26/20  
**Lost six straight games:** 6, 11/29/20-12/26/20  
**Lost 10 straight games:** Never

## STARTS

**Started four freshmen:** Devin Askeew, Brandon Boston Jr., Terrence Clarke, Isaiah Jackson vs. Georgia Tech, 12/6/20  
**Started five freshmen:** Hamidou Diallo, Shai Gilgeous-Alexander, Kevin Knox, Nick Richards, PJ Washington vs. Kansas State, 3/22/17

## SCORING

**Scored 90 or more points:** 105, GEORGIA STATE, 11/29/24 (W, 105-76)  
**Scored 90 or more points (SEC game):** 93, VANDERBILT, 3/6/24 (W, 93-77)  
**Scored 100 or more points:** 105, GEORGIA STATE, 11/29/24 (W, 105-76)  
**Scored 100 or more points (SEC game):** 111, ARKANSAS, 3/2/24 (W, 111-102)  
**Scored 110 or more points:** 111, ARKANSAS, 3/2/24 (W, 111-102)  
**Scored 110 or more points (SEC game):** 111, ARKANSAS, 3/2/24 (W, 111-102)  
**Scored 120 or more points:** 120 at Vanderbilt, 2/7/96 (W, 120-81)  
**Scored 120 or more points (SEC game):** 120 at Vanderbilt, 2/7/96 (W, 120-81)  
**Scored 130 or more points:** 143 vs. Georgia, 2/27/56 (W, 143-66)  
**Scored 140 or more points:** 143 vs. Georgia, 2/27/56 (W, 143-66)  
**Scored 150 or more points:** Never  
**Scored less than 50 points:** 48 vs. Vanderbilt, 3/15/13 (L, 64-48)  
**Scored 100 points in two consecutive games:** vs. WRIGHT STATE (11/4/24), vs. BUCKNELL (11/9/24)  
**Scored 100 Points in three consecutive games:** vs. CLEVELAND STATE (11/23/16), vs. UT MARTIN (11/25/16), vs. Arizona State (11/28/16)  
**Scored 100 points in consecutive SEC games:** 2/27/56 - 3/3/56

## SHOOTING PERCENTAGES

**Shot 70% from the field:** .722 (39-54) vs. MISSISSIPPI STATE, 2/15/86  
**Shot 65% from the field:** .679 (38-56) vs. TENNESSEE, 1/15/22  
**Shot 30% or less from the field:** .288 (21-73) at Alabama (1/7/23)  
**Allowed 50% shooting:** .531 (34-64) ARKANSAS, 3/2/24  
**Allowed 60% shooting:** .627 (32-51) ARKANSAS, 2/7/23  
**Allowed 30% or less shooting:** .281 (18-64) at Alabama, 2/5/22  
**Allowed 20% or less shooting:** .197 (12-61) vs. MONTANA STATE, 11/23/14

## FREE THROWS

**Shot 90% or better from FT line:** .900 (9-10) JACKSON STATE, 11/24/24  
**Shot 100% from FT Line:** 1.000 (12-12) at LSU, 2/21/24  
**Shot 50% or less from FT line:** .500 (5-10) vs. Penn, 12/9/23  
**Attempted 40 FT:** 42 (29-42) WKU, 11/26/24  
**Attempted five or less FT:** 2 (1-2) at Vanderbilt, 1/24/23  
**Made 30 FT:** 34 (34-42) vs. ARKANSAS, 3/2/24

## 3-POINTERS

**Hit 0 3-pointers:** 0 (0-10) vs. RICHMOND, 11/29/20  
**Hit 10 3-pointers:** 17 (17-39) vs. JACKSON STATE, 11/22/24  
**Hit 11 3-pointers:** 17 (17-39) vs. JACKSON STATE, 11/22/24  
**Hit 12 3-pointers:** 17 (17-39) vs. JACKSON STATE, 11/22/24  
**Hit 13 3-pointers:** 17 (17-39) vs. JACKSON STATE, 11/22/24  
**Hit 14 3-pointers:** 17 (17-39) vs. JACKSON STATE, 11/22/24  
**Hit 15 3-pointers:** 17 (17-39) vs. JACKSON STATE, 11/22/24  
**Hit 16 3-pointers:** 17 (17-39) vs. JACKSON STATE, 11/22/24  
**Hit 17 3-pointers:** 17 (17-39) vs. JACKSON STATE, 11/22/24  
**Hit 18 3-pointers:** 20 (20-35) vs. LSU, 3/4/95  
**Hit 19 3-pointers:** 20 (20-35) vs. LSU, 3/4/95  
**Hit 20 3-pointers:** 20 (20-35) vs. LSU, 3/4/95  
**Hit 21 3-pointers:** 21 (21-48) vs. North Carolina, 12/27/89  
**Hit 22 3-pointers:** Never

## SCORING MARGINS

**Won game by 50 points or more:** 58 vs. MONTANA STATE (W, 86-28), 11/23/14  
**Won game by 60 points or more:** 62 vs. VANDERBILT (W, 106-44), 3/5/03  
**Won game by 70 points or more:** 74 vs. UT MARTIN (W, 124-50), 11/26/94  
**Lost game by 20 points or more:** 26 at ALABAMA (L, 78-52), 1/7/23  
**Lost game by 30 points or more:** 34 vs. Duke (L, 118-84), 11/6/18  
**Lost game by 40 points or more:** 41 at Vanderbilt (L, 93-52), 2/12/08  
**Lost game by 50 points or more:** 55 at Kansas (L, 150-95), 12/9/89  
**Lost game by 60 points or more:** 70 at Central (L, 87-17),

1/28/1910  
**Lost game by 70 points or more:** 70 at Central (L, 87-17), 1/28/1910  
**Game decided by one point:** at LSU, 2/21/24 (L, 75-74)  
**Game decided by two or fewer points:** at Mississippi State, 2/27/24 (W, 91-89)  
**Game decided by three or fewer points:** at Mississippi State, 2/27/24 (W, 91-89)  
**Two consecutive games decided by one point:** vs. NORTH CAROLINA (W, 73-72), 12/3/11; at Indiana (L, 73-72), 12/10/11  
**Three consecutive games decided by one point:** Never  
**Two consecutive games decided by two or fewer points:** Arkansas (L, 81-80), 2/9/21; Auburn (W, 82-80), 2/13/21  
**Three consecutive games decided by three or fewer points:** at Auburn (L, 99-97 OT), 2/11/74, vs. TENNESSEE (W, 61-58), 2/16/74 and at Ole Miss (L, 61-60), 2/18/74

## COMEBACKS

**Came back from 10-point deficit for win:** 77-72 vs. Duke (11/12/24); Trailed by 10 at 42-32 (2:40 in 2nd)  
**Came back from 11-point deficit for win:** 91-89 at Mississippi State (2/27/24); Trailed by 13 at 52-39 (18:11 in 2nd)  
**Came back from 12-point deficit for win:** 91-89 at Mississippi State (2/27/24); Trailed by 13 at 52-39 (18:11 in 2nd)  
**Came back from 13-point deficit for win:** 91-89 at Mississippi State (2/27/24); Trailed by 13 at 52-39 (18:11 in 2nd)  
**Came back from 14-point deficit for win:** 71-70 at Florida (3/7/20); Trailed by 18 at 59-41 (11:48 in 2nd)  
**Came back from 15-point deficit for win:** 71-70 at Florida (3/7/20); Trailed by 18 at 59-41 (11:48 in 2nd)  
**Came back from 16-point deficit for win:** 71-70 at Florida (3/7/20); Trailed by 18 at 59-41 (11:48 in 2nd)  
**Came back from 17-point deficit for win:** 71-70 at Florida (3/7/20); Trailed by 18 at 59-41 (11:48 in 2nd)  
**Came back from 18-point deficit for win:** 71-70 at Florida (3/7/20); Trailed by 18 at 59-41 (11:48 in 2nd)  
**Came back from 19-point deficit for win:** 73-67 vs. Vanderbilt (2/28/17); Trailed by 19 at 25-6 (8:03 in 1st)  
**Came back from 20-point deficit for win:** 82-79 at Vanderbilt (2/22/97); Trailed by 22 at 40-18 (3:51 in 1st)  
**Came back from 30-point deficit for win:** 99-95 at LSU (2/15/94); Trailed by 31 at 68-37 (15:34 in 2nd)  
**Came back from 31-point deficit for win:** 99-95 at LSU (2/15/94); Trailed by 31 at 68-37 (15:34 in 2nd)

## REBOUNDS

**Pulled down 50 rebounds:** 54 (16-38) WKU, 11/26/24  
**Pulled down 55 rebounds:** 57 (22-35) BUCKNELL, 11/9/24  
**Pulled down 60 rebounds:** 62 (19-43) vs. Morehead State, 12/16/95

## OVERTIME GAMES

**Played an overtime game:** vs. FLORIDA, 1/31/24 (L, 94-91 OT)  
**Won an overtime game:** SAINT JOSEPH'S, 11/20/23 (W, 96-88 OT)  
**Lost an overtime game:** vs. FLORIDA, 1/31/24 (L, 94-91 OT)  
**Played an SEC overtime game:** vs. FLORIDA, 1/31/24 (L, 94-91 OT)  
**Won an SEC overtime game:** MISSISSIPPI STATE, 1/25/22 (W, 82-74 OT)  
**Lost an SEC overtime game:** vs. FLORIDA, 1/31/24 (L, 94-91 OT)  
**Played an overtime game in SEC Tournament:** vs. Texas A&M, 3/13/16 (W, 82-77 OT)  
**Won an overtime game in SEC Tournament:** vs. Texas A&M, 3/13/16 (W, 82-77 OT)  
**Played an overtime game in NCAA Tournament:** vs. Saint Peter's, 3/17/22 (L, 85-79 OT)  
**Won an overtime game in NCAA Tournament:** vs. St. Bonaventure, 3/16/00 (W, 85-80 OT)  
**Lost an overtime game in NCAA Tournament:** vs. Saint Peter's, 3/17/22 (L, 85-79 OT)  
**Played two overtimes:** vs. Michigan State, 11/15/22 (L, 86-77 OT)  
**Played three overtimes:** vs. TEMPLE 12/7/57 (W, 85-83)  
**Played four or more overtimes:** Never  
**Played two consecutive overtime games:** 1/6/15 vs. OLE MISS (W, 89-86) and 1/10/15 at Texas A&M (70-64)  
**Played three consecutive overtime games:** Never



# THE LAST TIME A UK OPPONENT ...

## INDIVIDUALS

### SCORING

**Scored 25 points:** Cooper Flagg (26), vs. Duke, 11/12/24  
**Scored 30 points:** Jack Gohlke (32), vs. Oakland, 3/21/24  
**Scored 35 Points:** Dalton Knecht (40), at Tennessee, 3/9/24  
**Scored 40 points:** Dalton Knecht (40), at Tennessee, 3/9/24  
**Scored 45 points:** David Robinson (45), Navy, 1/25/87  
**Scored 50 points:** Austin Carr (50), Notre Dame, 12/29/79  
**Scored 60 points:** Pete Maravich (64), LSU, 2/21/70  
**Scored 65 points:** Never  
**Two players had 20 points:** Wade Taylor IV (32), Tyrese Radford (23), vs. Texas A&M, 3/15/24  
**Three players had 20 points:** Walter Clayton Jr. (23), Tyrese Samuel (22), Zion Pullin (21) vs. FLORIDA, 1/31/24  
**Two players had 30 points:** Ronnie Henderson (36) and Claren Ceasar (32), LSU, 2/15/94  
**Five players scored in double figures:** ALABAMA, 2/24/24  
**Six players scored in double figures:** ALABAMA, 2/24/24

### FIELD GOALS

**Made 15 FG in a game:** David Robinson (17), NAVY, 1/25/87  
**Made 16 FG in a game:** David Robinson (17), NAVY, 1/25/87  
**Made 17 FG in a game:** David Robinson (17), NAVY, 1/25/87  
**Made 18 FG in a game:** Steve Downing (19), Indiana, 12/11/71  
**Made 19 FG in a game:** Steve Downing (19), Indiana, 12/11/71  
**Made 20 FG in a game:** Johnny Neumann (20), Ole Miss, 1/2/71  
**Made 21 FG in a game:** Austin Carr (21), Notre Dame, 12/29/70  
**Made 22 FG in a game:** Austin Carr (22), Notre Dame, 3/12/70  
**Made 23 FG in a game:** Pete Maravich (23), LSU, 2/21/70  
**Made 24 FG in a game:** Never  
**Attempted 17 FG in a game:** Ian Schieffelin (20) at Clemson, 12/3/24  
**Attempted 18 FG in a game:** Ian Schieffelin (20) at Clemson, 12/3/24  
**Attempted 19 FG in a game:** Ian Schieffelin (20) at Clemson, 12/3/24  
**Attempted 20 FG in a game:** Ian Schieffelin (20) at Clemson, 12/3/24  
**Attempted 25 FG in a game:** Dalton Knecht (29), at Tennessee (3/9/24)  
**Attempted 30 FG in a game:** Freeman Williams (40), Portland State, 12/16/17  
**Attempted 35 FG in a game:** Freeman Williams (40), PORTLAND STATE, 12/16/77  
**Attempted 40 FG in a game:** Freeman Williams (40), PORTLAND STATE, 12/16/77  
**Attempted 45 FG in a game:** Johnny Neumann (50), Ole Miss, 1/2/71  
**Attempted 50 FG in a game:** Johnny Neumann (50), Ole Miss, 1/2/71  
**Attempted 53 FG in a game:** Pete Maravich (53), LSU, 2/22/69  
**Attempted 54 FG in a game:** Never

### 3-POINTERS

**Made 5 3-pointers in a game:** Jack Gohlke (10), vs. Oakland, 3/21/24  
**Made 6 3-pointers in a game:** Jack Gohlke (10), vs. Oakland, 3/21/24  
**Made 7 3-pointers in a game:** Jack Gohlke (10), vs. Oakland, 3/21/24  
**Made 8 3-pointers in a game:** Jack Gohlke (10), vs. Oakland, 3/21/24  
**Made 9 3-pointers in a game:** Jack Gohlke (10), vs. Oakland, 3/21/24  
**Made 10 3-pointers in a game:** Jack Gohlke (10), vs. Oakland, 3/21/24  
**Made 11 3-pointers in a game:** Corey Allmond (11), Sam Houston State, 11/19/2009  
**Made 12 3-pointers in a game:** Never  
**Attempted 10 3-pointers in a game:** Jack Gohlke (20), vs. Oakland, 3/21/24  
**Attempted 15 3-pointers in a game:** Jack Gohlke (20), vs. Oakland, 3/21/24  
**Attempted 20 3-pointers in a game:** Jack Gohlke (20), vs. Oakland, 3/21/24

### FREE THROWS

**Made 10 FT in a game:** Khalif Battle (17), ARKANSAS, 3/2/24  
**Made 11 FT in a game:** Khalif Battle (17), ARKANSAS, 3/2/24  
**Made 12 FT in a game:** Khalif Battle (17), ARKANSAS, 3/2/24  
**Made 13 FT in a game:** Khalif Battle (17), ARKANSAS, 3/2/24  
**Made 14 FT in a game:** Khalif Battle (17), ARKANSAS, 3/2/24  
**Made 15 FT in a game:** Khalif Battle (17), ARKANSAS, 3/2/24  
**Made 16 FT in a game:** Khalif Battle (17), ARKANSAS, 3/2/24  
**Made 17 FT in a game:** Khalif Battle (17), ARKANSAS, 3/2/24

**Made 18 FT in a game:** Pete Maravich (18), LSU, 2/21/70  
**Made 19 FT in a game:** Never  
**Attempted 15 FT in a game:** Khalif Battle (18), ARKANSAS, 3/2/24  
**Attempted 20 FT in a game:** Harding McCaleb (25), Louisville, 2/22/1916  
**Attempted 25 FT in a game:** Harding McCaleb (25), Louisville, 2/22/1916  
**Attempted 26 FT in a game:** Never

### REBOUNDS

**15 Rebs:** Ian Schieffelin (20) at Clemson, 12/3/24  
**16 Rebs:** Ian Schieffelin (20) at Clemson, 12/3/24  
**17 Rebs:** Ian Schieffelin (20) at Clemson, 12/3/24  
**18 Rebs:** Ian Schieffelin (20) at Clemson, 12/3/24  
**19 Rebs:** Ian Schieffelin (20) at Clemson, 12/3/24  
**20 Rebs:** Ian Schieffelin (20) at Clemson, 12/3/24  
**25 Rebs:** Leon Douglas (25), ALABAMA, 1/20/75  
**30 Rebs:** Kenneth Stanley (30), SOUTHERN CAL, 12/4/61  
**31 Rebs:** Never  
**Two players had 10 rebounds:** Hunter Dickinson (21) and Kevin McCullar Jr. (10), vs. Kansas, 11/14/23  
**Three players had 10 rebounds:** Craig Victor II (12), Tim Quarterman (10), Ben Simmons (10), LSU, 1/5/16

### ASSISTS

**10 assists:** Zakai Zeigler (13), vs. TENNESSEE, 2/3/24  
**11 assists:** Zakai Zeigler (13), vs. TENNESSEE, 2/3/24  
**12 assists:** Zakai Zeigler (13), vs. TENNESSEE, 2/3/24  
**13 assists:** Zakai Zeigler (13), vs. TENNESSEE, 2/3/24  
**14 assists:** Billy McCaffrey (14), Vanderbilt, 1/13/93  
**15 assists:** Eric Richardson (15), Alabama, 2/4/84  
**16 assists:** Never

### BLOCKS

**5 blocks:** Jonas Aidoo (5), at Tennessee, 3/9/24  
**6 blocks:** Jamarion Sharp (7), WESTERN KENTUCKY, 12/22/21  
**7 blocks:** Jamarion Sharp (7), WESTERN KENTUCKY, 12/22/21  
**8 blocks:** Jarvis Varnado (10), Mississippi State, 1/15/08  
**9 blocks:** Jarvis Varnado (10), Mississippi State, 1/15/08  
**10 blocks:** Jarvis Varnado (10), Mississippi State, 1/15/08  
**11 blocks:** Samaki Walker (11), Louisville, 1/1/95  
**12 blocks:** Never

### STEALS

**5 steals:** Andersson Garcia (5), at Texas A&M, 1/13/24  
**6 steals:** Mark Sears (6), at Alabama, 1/7/23  
**7 steals:** Ben Simmons (7), LSU, 3/5/16  
**8 steals:** Never

### TRIPLE-DOUBLE

**Had a triple-double:** Kevin McCullar Jr. 12 points, 10 rebounds, 10 assists, vs. Kansas, 11/14/23

## TEAM

### SCORING

**Scored 90 or more points:** 97, vs. Texas A&M, 3/15/24 (L, 97-87)  
**Scored 90 or more points (SEC game):** 102, vs. ARKANSAS, 3/2/24 (W, 111-102)  
**Scored 100 or more points:** 102, vs. ARKANSAS, 3/2/24 (W, 111-102)  
**Scored 100 or more points (SEC game):** 102, vs. ARKANSAS, 3/2/24 (W, 111-102)  
**Scored 110 or more points:** 118, Duke, 11/6/18 (L, 118-84)  
**Scored 110 or more points (SEC game):** 110, Vanderbilt, 3/4/67 (L, 110-94)  
**Scored 120 or more points:** 121, North Carolina, 12/27/89 (L, 121-110)  
**Scored 120 or more points (SEC game):** Never  
**Scored 130 or more points:** 150, Kansas, 12/9/89 (L, 150-95)  
**Scored 140 or more points:** 150, Kansas, 12/9/89 (L, 150-95)  
**Scored 150 or more points:** 150, Kansas, 12/9/89 (L, 150-95)  
**Scored 160 or more points:** Never  
**Scored less than 50 points:** 46, NEW MEXICO STATE, 11/6/23 (W, 86-46)  
**Scored less than 50 points (SEC game):** 48, SOUTH CAROLINA, 2/5/19 (W, 76-48)  
**Scored less than 40 points:** 39, West Virginia, 3/26/15 (W, 78-39)  
**Scored less than 40 points (SEC game):** 37, MISSOURI, 1/13/15 (W, 86-37)  
**Scored less than 30 points:** 28, MONTANA STATE, 11/23/14 (W, 86-28)  
**Scored less than 30 points (SEC game):** 26, GEORGIA TECH,

1/28/46 (W, 86-37)  
**Scored less than 20 points:** 18, WESTERN ONTARIO, 12/10/49 (W, 90-21)  
**Scored less than 20 points (SEC game):** 18, ALABAMA, 2/10/40 (W, 46-18)  
**Scored less than 10 points:** 9, Tulane, 12/21/34 (W, 39-9)  
**Scored less than 10 points (SEC game):** Never

### SHOOTING PERCENTAGES

**Shot 70% from the field:** Never  
**Shot 60% from the field:** .627 (32-51), ARKANSAS, 2/7/23  
**Shot 50% from the field:** .531 (34-64), ARKANSAS, 3/2/24  
**Shot 30% or less from the field:** .281 (18-64) at Alabama, 2/5/22  
**Shot 20% or less from the field:** .197 (12-61), MONTANA STATE, 11/23/14  
**Shot 10% or less from the field:** Never (shooting percentages not recorded prior to 1947)

### 3-Pointers

**Made 10 or more 3-pointers:** 11 (11-21), GEORGIA STATE, 11/29/24  
**Made 15 or more 3-pointers:** 15 (15-21), vs. Oakland, 3/21/24  
**Made 20 or more 3-pointers:** Never  
**Made zero 3-pointers:** 0 (0-15), Auburn, 1/19/13  
**Attempted 30 or more 3-pointers:** 33 (12-33), BUCKNELL, 11/9/24

### FREE THROWS

**Shot 90% or better from FT line:** 91.7 (11-12), LIPSCOMB, 11/19/24  
**Shot 100% from FT Line:** 16-16, TEXAS A&M, 1/21/23  
**Shot 50% or less from FT line:** .500 (9-18), JACKSON STATE, 11/22/24  
**Attempted 40 FT:** 44 (33-44), Auburn, 2/1/20  
**Attempted five or less FT:** 5 (5-5), NEW MEXICO STATE, 11/6/23  
**Made 30 FT:** 33 (33-44), Auburn, 2/1/20

### REBOUNDS

**Pulled down 50 rebounds:** 50 (17-33), vs. FLORIDA, 1/31/24  
**Pulled down 20 offensive rebounds:** 25, at Texas A&M, 1/13/24







# RUPP ARENA AT CENTRAL BANK CENTER

## Year-by-Year Records

Season	W-L	Percentage
2024-25	6-0	1.000
2023-24	14-4	.778
2022-23	14-4	.778
2021-22	18-0	1.000
2020-21	5-6	.455
2019-20	16-2	.889
2018-19	17-1	.944
2017-18	16-2	.889
2016-17	15-2	.882
2015-16	17-0	1.000
2014-15	19-0	1.000
2013-14	16-2	.889
2012-13	16-2	.889
2011-12	18-0	1.000
2010-11	15-0	1.000
2009-10	18-0	1.000
2008-09	12-6	.667
2007-08	14-4	.778
2006-07	14-2	.875
2005-06	10-5	.667
2004-05	14-1	.933
2003-04	11-2	.846
2002-03	12-1	.923
2001-02	12-3	.800
2000-01	11-1	.917
1999-2000	14-0	1.000
1998-99	12-1	.923
1997-98	9-3	.750
1996-97	12-1	.923
1995-96	13-0	1.000
1994-95	12-1	.923
1993-94	13-1	.929
1992-93	16-0	1.000
1991-92	15-2	.882
1990-91	13-0	1.000
1989-90	13-2	.867
1988-89	8-6	.571
1987-88	14-2	.875
1986-87	13-2	.867
1985-86	18-0	1.000
1984-85	11-3	.786
1983-84	16-0	1.000
1982-83	14-1	.933
1981-82	15-1	.938
1980-81	15-0	1.000
1979-80	12-3	.800
1978-79	11-4	.733
1977-78	16-0	1.000
1976-77	12-2	.857
<b>Total</b>	<b>667-85</b>	<b>.887</b>

## Cats Rock at Rupp

The Wildcats are 667-85 (88.7%) in Rupp Arena. Among the most notable marks of dominance as the nation's toughest venue to play include:

- Kentucky is 359-51 (87.6%) in regular-season SEC games in Rupp
- The Wildcats set a program home record of 19 wins in 2014-15
- Kentucky has a perfect mark in 14 of Rupp Arena's 49 seasons

## 600 Wins at Rupp in Record Time

With a victory over Fairleigh Dickinson on Dec. 7, 2019, Kentucky reached the 600-win mark at Rupp Arena faster than any other program in NCAA Division I level history. UK needed just 670 games to reach win No. 600 in Rupp Arena.

It took UCLA, which previously owned the fastest pace to 600 wins, 689 games in Pauley Pavilion. Only one other team, Kansas, achieved win No. 600 in fewer than 700 games at its home venue. The Jayhawks reached the significant win in their 699th game.

## New Court Design in 2024-25

A new basketball court is slated to come to Rupp Arena at Central Bank Center in 2024-25. It features the UK logo at midcourt and a contrasting wood stain outline of the State of Kentucky earlier this season. The updated court design also features perimeter borders painted Kentucky Blue with the Kentucky Wordmark on each baseline, the Rupp Arena at Central Bank Center logos on the wings and the Southeastern Conference logos in the lanes.

The Cawood's Court marker memorializing legendary radio play-by-play announcer Cawood Ledford remains at midcourt in front of the broadcast table on the opposite side from the team benches, and the UK logo with "Mr. Wildcat" honoring longtime manager Bill Keightley is still in front of the UK bench.

## The Top-Ranked Team at Home

Kentucky has lost just four times at home as the Associated Press top-ranked team in the history of the program and just three times in Rupp Arena. Prior to the losses to Evansville (Nov. 12, 2019) and UCLA (Dec. 3, 2016), the other two losses came by just one point.

The Wildcats are 54-3 all-time as the AP No. 1 team in Rupp Arena since its opening in 1976. The first loss was to Auburn, 53-52, on Jan. 9, 1988.

## Mark Pope in Rupp Arena

Mark Pope, the 23rd head coach in program history made his debut on Nov. 4, 2024 in a matchup with Wright State, a 103-62 win.

Prior to leading UK, he coached one time against the Cats inside of Rupp on the opposing sidelines. His Utah Valley squad held a 34-22 lead at halftime on Nov. 10, 2017, but ultimately UK would win 73-63 behind 13 points, four assists and four steals from future NBA All-Star Shai Gilgeous-Alexander.

As an active UK player, Pope's teams went 25-1 (96.2%) inside of Rupp Arena. In those 26 appearances, Pope's playing days produced:

- Kentucky averaged 89.8 points per game
- UK's average margin of victory was 25.3 points per game
- The Cats defeated four ranked squads, including one top 10 ranked foe
- Pope scored in every game in which he appeared, and averaged 8.2 points and 6.6 rebounds per game

<b>Year Opened:</b>	1976
<b>First Game:</b>	Nov. 27, 1976
<b>All-Time Record:</b>	667-85 (88.7%)
<b>Record Under Mark Pope:</b>	6-0 (1.000%)
<b>Current Capacity:</b>	20,500
<b>Record Crowd:</b>	24,479 (1/20/10)
<b>Longest Win Streak:</b>	54 (11/9/10-12/1/12)
<b>Current Win Streak:</b>	10

## 2024-25 Opponent Breakdown

### Wright State (Nov. 4)

All-time games in Rupp Arena: 4  
UK record in Rupp vs. WSU: 4-0  
Last time in Rupp Arena: UK, 103-62 (11/4/24)

### Bucknell (Nov. 9)

All-time games in Rupp Arena: 1  
UK record in Rupp vs. Bucknell: 1-0  
Last time in Rupp Arena: UK, 100-72 (11/9/24)

### Lipscomb (Nov. 19)

All-time games in Rupp Arena: 3  
UK record in Rupp vs. LU: 3-0  
Last time in Rupp Arena: UK, 97-68 (11/19/24)

### Jackson State (Nov. 22)

All-time games in Rupp Arena: 1  
UK record in Rupp vs. JSU: 1-0  
Last time in Rupp Arena: UK, 108-59

### Western Kentucky (Nov. 24)

All-time games in Rupp Arena: 4  
UK record in Rupp vs. WKU: 3-1  
Last time in Rupp Arena: UK, 87-68 (11/26/24)

### Georgia State (Nov. 29)

All-time games in Rupp Arena: 2  
UK record in Rupp vs. GSU: 2-0  
Last time in Rupp Arena: UK, 105-76 (11/29/24)

### Colgate (Dec. 11)

All-time games in Rupp Arena: 0  
UK record in Rupp vs. CU: 0-0  
Last time in Rupp Arena: First Meeting

### Louisville (Dec. 29)

All-time games in Rupp Arena: 21  
UK record in Rupp vs. UofL: 17-4  
Last time in Rupp Arena: UK, 86-63 (12/31/22)

### Brown (Dec. 31)

All-time games in Rupp Arena: 0  
UK record in Rupp vs. BU: 0-0  
Last time in Rupp Arena: First Meeting

### Florida (Jan. 4)

All-time games in Rupp Arena: 48  
UK record in Rupp vs. UF: 38-10  
Last time in Rupp Arena: UF, 94-91<sup>OT</sup> (1/31/24)

### Texas A&M (Jan. 14)

All-time games in Rupp Arena: 7  
UK record in Rupp vs. TAMU: 5-2  
Last time in Rupp Arena: UK, 76-67 (1/21/23)

### Alabama (Jan. 18)

All-time games in Rupp Arena: 35  
UK record in Rupp vs. UA: 29-6  
Last time in Rupp Arena: UK, 117-95 (2/24/24)

### Arkansas (Feb. 1)

All-time games in Rupp Arena: 19  
UK record in Rupp vs. UA: 14-5  
Last time in Rupp Arena: UK, 111-102 (3/2/24)

### South Carolina (Feb. 8)

All-time games in Rupp Arena: 29  
UK record in Rupp vs. SC: 26-3  
Last time in Rupp Arena: SC, 71-68 (1/10/23)

### Tennessee (Feb. 11)

All-time games in Rupp Arena: 48  
UK record in Rupp vs. UT: 40-8  
Last time in Rupp Arena: UT, 103-92 (2/3/24)

### Vanderbilt (Feb. 19)

All-time games in Rupp Arena: 46  
UK record in Rupp vs. VU: 43-3  
Last time in Rupp Arena: UK, 93-77 (3/6/24)

### Auburn (March 1)

All-time games in Rupp Arena: 33  
UK record in Rupp vs. AU: 31-2  
Last time in Rupp Arena: UK, 86-54 (2/25/23)

### LSU (March 4)

All-time games in Rupp Arena: 35  
UK record in Rupp vs. LSU: 29-6  
Last time in Rupp Arena: UK, 74-71 (1/3/23)



# HEAD COACH MARK POPE



Mark Pope, a captain of the University of Kentucky's 1996 National Championship team, has returned to Lexington as the 23rd head coach of Kentucky's storied men's basketball program.

Pope is a nine-year head coaching veteran with stops at BYU and Utah Valley, amassing a 187-108 career record prior to the start of his UK career. His squads won 20 or more games in six of the last seven seasons and he has made six postseason appearances.

"Mark Pope not only brings an impressive record in nine years as a head coach, but also a love of the University of Kentucky and a complete understanding of what our program means to the people of our state," UK AD Mitch Barnhart said at the time of Pope's hiring. "As a captain on the '96 championship team, Mark was a beloved and respected teammate. As a head coach, he is highly regarded nationally as an innovator. His teams run a unique and dynamic up-tempo offense and they get after it on defense. He is a strong recruiter with international ties and a person of integrity.

"He fully embraces our high expectations and standards and I know that as our fans get reacquainted with Mark, they will be eager to join him on what promises to be an

exciting ride."

Pope returns to UK from Provo, Utah, where he compiled a 110-52 record (.679) during five campaigns at the helm of BYU. He took the Cougars to three postseason appearances, including two trips to the NCAA Tournament, and missed another bid when the 2020 event was cancelled because of the Covid pandemic. Three of his five BYU teams finished the season ranked in the top 20 of the KenPom efficiency ratings.

"The University of Kentucky is the pinnacle of coaching in college basketball. It's the definition of blueblood program where hanging a banner is the expectation ever year," Pope said. "Equally as important, UK changed my life forever as a human being. The love and passion I have for this program, this University and the people of the Commonwealth goes to the depth of my soul.

"I'm thankful to Dr. (Eli) Capilouto and Mitch Barnhart for this opportunity. I'm proud to be your next head coach and I can't wait to do this together!"

Pope is coming off a 23-11 season in 2023-24. It was BYU's first season in the Big 12 Conference and the Cougars' 10-8 league record featured victories over No. 7 Kansas, No. 11 Baylor and No. 24 Iowa State. BYU's first win in the Big 12, on January 13 at Central Florida, also marked Pope's 100th victory as head coach of the Cougars.

The Cougars ranked third in the country with 11.1 made 3-pointers per game in 2023-24, and also ranked in the top 10 in assists per game (3rd) and assist-to-turnover ratio (6th). BYU led the Big 12 in scoring at 81.4 points per game. They were ranked as high as No. 12 in the AP Poll after going 12-1 in nonconference action, winning the Vegas Showdown, BYU's first multi-team event title since 2011. Pope was named to the 2024 Naismith College Coach of the Year Late Season Watch List for his efforts.

Pope's teams also hit the postseason in 2020-21, finishing with a 20-7 mark and making BYU's first appearance in the NCAA Tournament since 2015. The Cougars were 24-11 in 2021-22 and advanced to the quarterfinals of the National Invitation Tournament. The Cougars captured win No. 60 under Pope in January of '22, making him the fastest BYU coach to achieve the mark.

Pope began his head coaching stint at BYU in the 2019-20 season, tallying a 24-8 record, the most wins for a first-year coach in program history. He finished the season ranked No. 18 in the Associated Press poll and No. 16 in the USA Today/Coaches poll, becoming the first head coach at BYU to conclude the season with a national ranking in his first season. The Cougars finished second in the West Coast Conference with a 13-3 record. The Cougars also toppled No. 2-ranked Gonzaga, earning their best win over a ranked opponent inside their home venue in program history. The Covid pandemic prevented an almost-certain bid to the NCAA Tournament.

Pope's Cougars were statistically among the top offenses in the nation in '19-20. The Cougars finished the season ranked first in 3-point field goal percentage, second in assist-to-turnover ratio, third in field-goal percentage, fourth in 3-point field goals per game and fifth in assists per game.

Following his first season with the Cougars, Matt Norlander of CBS tabbed Pope as the best hire of the year. He was also awarded with the United States Basketball Writers Association District VIII Coach of the Year honor. He was a semifinalist for the Werner Ladder Naismith Coach of the Year.

Pope's first head coaching stint was a four-year term at Utah Valley. Beginning in 2015-16, the Wolverines increased their win total during every season of Pope's tenure, culminating in a 25-10 overall mark and a runner-up finish in the Western Athletic Conference in 2018-19. Utah Valley was 30-2 at home from 2017-19, and the 25 wins in 2019 were a single-season school record.

He began his collegiate playing career at the University of Washington, where he was tabbed the 1992 Pac-10 Freshman of the Year. After his sophomore season, he transferred to Kentucky, where he appeared in every game of his two-year career with the Wildcats. UK won the 1995 and '96 regular-season Southeastern Conference championships, the '95 SEC Tournament title and the 1996 NCAA Tournament. He averaged 7.9 points and 5.7 rebounds per game in 69 career games. Pope was named to the All-SEC Tournament Team in 1995, behind a pair of double-doubles in three games, including one in the title game that went to overtime.

Pope was selected in the second round of the 1996 NBA Draft by the Indiana Pacers. He played professional basketball from 1997-2005, including terms with Indiana, Milwaukee Bucks, New York Knicks and Denver Nuggets. In 2000-01, he started 45 games and helped the Bucks reach the Eastern Conference Finals.

Following his playing days, Pope enrolled in medical school at Columbia University and completed two years before returning to basketball. He joined Mark Fox's staff at Georgia in 2009. He then spent one season as an assistant coach for Jeff Bzdelik at Wake Forest and four seasons at BYU under Dave Rose. The Cougars posted four straight 20-win seasons and advanced to postseason play in each of those four years, including three bids to the NCAA Tournament. His success as an assistant at BYU was the springboard to become head coach at Utah Valley.

Pope and his wife, Lee Anne, have four daughters, Ella, Avery, Layla and Shay. He is a 1996 graduate of Kentucky with a degree in English.

## PROFESSIONAL PLAYING CAREER

Anadolu Efes S.K.....	1996-97
Indiana Pacers .....	1997-99
La Crosse Bobcats.....	1999
Ulkerspor .....	1999-2000
Milwaukee Bucks.....	2000-02
New York Knicks .....	2002-03
Denver Nuggets.....	2003-05

## COACHING CAREER

Georgia, assistant director of operations ...	2009-10
Wake Forest, assistant coach .....	2010-11
BYU, assistant coach.....	2011-15
Utah Valley, head coach.....	2015-19
BYU, head coach.....	2019-24
<b>Kentucky, head coach.....</b>	<b>2024-pres.</b>

## UTAH VALLEY, HEAD COACH

2015-16	12-18	.400	
2016-17	17-17	.500	CBI Semifinals
2017-18	23-11	.676	CBI Quarterfinals
2018-19	25-10	.714	CBI Quarterfinals
<b>Totals:</b>	<b>77-56</b>	<b>.579</b>	

## BYU, HEAD COACH

2019-20	24-8	.750	Postseason not held
2020-21	20-7	.741	NCAA First Round
2021-22	24-11	.686	NIT Quarterfinals
2022-23	19-15	.559	
2023-24	23-11	.676	NCAA First Round
<b>Totals:</b>	<b>110-52</b>	<b>.679</b>	

## KENTUCKY, HEAD COACH

2024-25	7-1	0.875
<b>Totals:</b>	<b>7-1</b>	<b>0.875</b>

## OVERALL

<b>10TH SEASON.....</b>	<b>194-109 (.640)</b>
-------------------------	-----------------------



# HEAD COACH MARK POPE

KENT

THE MARK POPE ERA

UCKY

## KENTUCKY MEN'S BASKETBALL

"What a special day at the University of Kentucky. The leader, the captain of 'The Untouchables,' is coming home to lead the Wildcats. Mark Pope will go on to greatness; you can put it down ... What some of you don't realize is how good a basketball mind he has, how much a relentless recruiter he will be."



RICK PITINO

"I'm happy for Mark. He is going to be a great leader of men. He is a passionate coach that loves coaching young men. He was a great teammate and a better human being. All of the former players before him and the guys who played with him couldn't be more excited about the hire."



TONY DELK



THE MARK POPE ERA



"My first conversation with Mark Pope came early in the 2023-24 season after his BYU team got off to one of the best starts of anybody in college basketball. Ever since we started talking, it's been very clear that Mark is not just a great coach, but he's a fantastic human being. You will not find someone who has more pride for Kentucky Basketball than Mark. He knows that it's not just a program in Lexington — it is a lifestyle. Rick Pitino told me Mark is one of the greatest leaders he's ever coached, and when you hear those words from a Hall of Famer who prides himself on work ethic, that speaks for itself. Mark took BYU into the Big 12 and won at a high level in year one. They had one of the best offenses in the country and he has shown a good ability to develop players. No challenge is going to be too great for Mark because he's passionate, he works hard and he's a people person. I believe in Mark's upside and think that Big Blue Nation is going to have a lot to look forward to in the Pope Era in Lexington."



JOHN FRANKE

## KENTUCKY THE MARK POPE ERA



"Mark Pope is a terrific choice to lead the Kentucky basketball program. As a former player on a title team, Pope understands the magnitude of Kentucky and embraces it. Kentucky fans will love Pope's innovative offensive schemes and his passion."



JAY BILGIC

"Mark Pope brings a tremendous amount of energy, passion and purpose to his alma mater Kentucky. Wildcat fans will surely be entertained by his up-tempo offensive style and his commitment to producing and developing shooters. Pope's engaging personality will make him a fan favorite as the community gets reacquainted to him in the coming months and year."



ANDY KATZ

"I got to know and watch Mark Pope coach two years ago at Battle4Atlanta. He is extremely smart, engaging, confident in who he is and the style of ball he coaches. He is creative and a players coach. His teams play hard, just like he did. He knows what that Kentucky jersey is all about and that's a huge deal in the Bluegrass state."



JIMMY DYKES

"Mark Pope is one of the rising stars in college basketball. He is very smart, personable and a tireless worker. Few, if any, coaches understand the magic of Kentucky basketball the way a former Wildcat captain and national champion does. Mark is back home."



FRAN FRASCHILLA

# COACH POPE



"I want to congratulate Mark on his hiring at the University of Kentucky. Mark is one of the great young coaches in college basketball today and he will do an excellent job at UK. As a former Kentucky player, he understands Kentucky basketball and embraces the history and passion. He's a true Wildcat and I think that is important for the program. The Big Blue Nation will be very pleased and celebrate his arrival and tenure at UK. His team will play with the same passion, toughness, and energy as he did when he was a Wildcat. Mark is an absolutely excellent hire. He's a gracious person and proven winner. I'm so excited for him and his family."



TUBBY SMITH

### Pope vs. All Opponents

Antelope Valley	2-0	Creighton	1-1	Idaho State	5-0	New Mexico State	2-6	San Francisco	5-5	UT Rio Grande Valley	8-0
Arizona	0-1	CSU Bakersfield	4-6	Iowa State	1-1	New Orleans	1-0	Santa Clara	1-3	UTSA	3-1
Arizona State	1-0	Dayton	1-0	Jackson State	1-0	Nicholls	1-0	Seattle	5-4	Utah	3-3
Baylor	1-1	Denver	3-1	Kansas	1-1	North Dakota	2-0	South Dakota	0-1	Utah State	3-3
Bellarmine	1-0	Duke	1-1	Kansas City	7-3	Northern Arizona	1-0	Southeastern Louisiana	1-0	Utah Valley	1-2
Benedictine (Mesa)	1-0	Duquesne	0-1	Kansas State	1-1	Northern Iowa	1-0	Southern Cal	0-2	Vanderbilt	0-1
Bethesda	1-0	Eastern Oregon	1-0	Kentucky	0-1	Oklahoma	0-1	Southern Utah	1-1	Virginia Tech	1-0
Boise State	0-2	Eastern Washington	1-0	Liberty	1-0	Oklahoma State	1-1	St. John's	1-0	Washington State	0-2
Bucknell	1-0	Evansville	1-0	Lindenwood	1-0	Oral Roberts	1-0	TCU	1-0	Weber State	7-1
Butler	0-1	Fresno State	2-0	Lipscomb	1-0	Oregon	1-0	Texas	1-0	West Virginia	1-0
BYU	1-3	Georgia Southern	1-0	Long Beach State	2-0	Pacific	6-1	Texas Southern	2-0	Western Colorado	1-0
Cal State Fullerton	2-1	Georgia State	2-0	Louisville	0-1	Pepperdine	7-2	Texas Tech	0-2	Western Kentucky	1-0
Cal State Northridge	1-0	Gonzaga	1-9	Loyola Marymount	8-1	Portland	7-0	UC Davis	1-2	Western Oregon	1-0
California Baptist	2-0	Grand Canyon	2-8	Missouri State	2-0	Rice	1-0	UC Riverside	2-0	Westminster	4-0
Central Methodist	1-0	Great Falls (Mont.)	1-0	Montana State	0-1	Saint Mary's	4-8	UCF	3-0	Wright State	1-1
Chicago State	7-1	Hartford	1-0	Montana Tech	3-0	Sam Houston State	2-0	UCLA	1-1	Wyoming	1-0
Cincinnati	0-1	Hawaii	0-1	Morgan State	1-0	San Diego	4-0	UNC Wilmington	0-1		
Clemson	0-1	Houston	1-1	NC State	1-0	San Diego Christian	1-0	UNLV	1-0		
Cleveland State	1-0	Houston Christian	1-0	Nevada	1-0	San Diego State	3-2	USF	1-1		



# HEAD COACH MARK POPE

## Career Highlights

### BYU

- After being picked to finish last in its first season in the Big 12, Pope led the Cougars to a fifth-place finish with wins over No. 7 Kansas, No. 11 Baylor and No. 24 Iowa State
- 2024 Naismith College Coach of the Year Late Season Watch List
- The 2023-24 Cougars spent 16 weeks in the AP Top 25, the second-most appearances in school history
- One of four coaches in program history to win 20 or more games in first three seasons as head coach, joining G. Ott Romney, Roger Reid and Dave Rose
- Produced a 64-12 (.842) home record
- Led BYU to its first appearance in the NCAA Tournament since 2015 in 2021
- Named USBWA District VII Coach of the Year after leading BYU to a 24-8 record before COVID-19 canceled postseason play
- The 24 wins in his inaugural season was a program record
- Cougars ranked first in the nation in 3-point percentage in 2020, marking just the second time in program history that BYU ranked first nationally in any offensive statistic
- In 2023-24, BYU ranked second in the nation in 3-point attempts and third in made 3-pointers per game and assists per game
- Was the fastest coach to 60 wins in program history
- Became only the second coach in program history to earn an AP Top 25 ranking in his first season, and the first to finish the year among the top 25
- Downed No. 2 Gonzaga in 2020 at home, marking the highest-ranked foe ever defeated in the Marriott Center
- Four of his five BYU teams spent time in the AP Top 25. Prior to his hiring in 2019, BYU had not appeared in a single poll since the 2010-11 season

### Utah Valley

- Increased total victories every season at the helm
- With 23 wins in 2017-18 and 25 in 2018-19, Pope guided the Wolverines to the first back-to-back 20-win seasons in program history
- The 25 wins in 2018-19 were the most ever in the program's history
- Coached the 2019 Western Athletic Conference Player and Freshman of the Year
- Utah Valley was 20-2 at home from 2017-19
- Led the Wolverines to 22 consecutive home wins from 2017-19. It was the nation's second-longest active home winning streak at the time and the longest in school history

## Pope's Record When ...

Seson	School	Overall	Home	Away	Neutral	Conf.	Conf. Tourney	Postseason
2015-16	Utah Valley	12-18	7-8	5-9	0-1	6-8	0-1	--
2016-17	Utah Valley	17-17	8-5	8-11	1-1	6-8	1-1	2-1 CBI
2017-18	Utah Valley	23-11	16-1	6-9	1-1	10-4	1-1	1-1 CBI
2018-19	Utah Valley	25-10	14-1	8-8	3-1	12-4	1-1	1-1 CBI
2019-20	BYU	24-8	14-1	6-5	4-2	13-3	0-1	0-0* (COVID)
2020-21	BYU	20-7	10-2	7-2	3-3	10-3	1-1	0-1 NCAA
2021-22	BYU	24-11	14-3	6-5	4-3	9-6	1-1	2-1 NIT
2022-23	BYU	19-15	12-4	2-7	5-4	7-9	2-1	--
2023-24	BYU	23-11	16-2	3-7	4-2	10-8	1-1	0-1 NCAA
2024-25	Kentucky	7-1	6-0	0-1	1-0	0-0	0-0	--
	at Kentucky	7-1	6-0	0-1	1-0	0-0	0-0	--
	<b>Total</b>	<b>194-109</b>	<b>117-27</b>	<b>51-64</b>	<b>26-17</b>	<b>83-53</b>	<b>8-9</b>	<b>6-6</b>

## Statistical Snapshot Year-to-Year

	KenPom O	KenPom D	Avg. Points Per Possession	3-Point %	Made 3s Per Game
<b>Kentucky (24-25)</b>	<b>14</b>	<b>25</b>	<b>1.223</b>	<b>36.8%</b>	<b>10.6</b>
<b>BYU (23-24)</b>	14	60	1.164	34.8%	11.1
<b>BYU (22-23)</b>	103	52	1.048	34.0%	8.1
<b>BYU (21-22)</b>	50	70	1.060	35.3%	8.0
<b>BYU (20-21)</b>	23	30	1.087	37.3%	8.7
<b>BYU (19-20)</b>	7	60	1.121	42.2%	10.4
<b>Utah Valley (18-19)</b>	96	131	1.090	38.2%	8.1
<b>Utah Valley (17-18)</b>	73	131	1.093	38.6%	7.9
<b>Utah Valley (16-17)</b>	240	75	0.990	32.0%	8.8
<b>Utah Valley (15-16)</b>	268	278	0.989	35.1%	8.5

## Pope Award Winners

Player (School)	Honor
Matt Haarms (BYU)	WCC Defensive Player of the Year
Wyatt Lowell (Utah Valley)	WAC Freshman of the Year
Jaxson Robinson (BYU)	Big 12 Sixth Man of the Year
Jake Toolson (Utah Valley)	WAC Player of the Year
(BYU)	WCC Newcomer of the Year

## Pope All-Conference Honors

Player (School)	Team (Year)
Brandon Averette (BYU)	Second (2021)
Alex Barcello (BYU)	First (2021)
	First (2022)
Yoeli Childs (BYU)	First (2020)
Marcel Davis (Utah Valley)	Second (2016)
Konner Frey (Utah Valley)	Freshman (2016)
Matt Haarms (BYU)	Second (2021)
Dallin Hall (BYU)	Freshman (2023)
TJ Haws (BYU)	First (2020)
Caleb Lohner (BYU)	Freshman (2022)
Akolda Manyang (Utah Valley)	Defensive (2018)
Isaac Neilson (Utah Valley)	Defensive (2017)
Kenneth Ogbe (Utah Valley)	First (2018)
Brandon Randolph (Utah Valley)	Second (2018)
Conner Toolson (Utah Valley)	Second (2018)
Jake Toolson (Utah Valley)	Freshman (2018)
	First (2019)
(BYU)	First (2020)
Fousseyni Traore (BYU)	Second (2023)
	Freshman (2022)

## Pope by the Numbers

- 1996** National Champion
- 117** Career home victories as a HC
- 41** Margin of first UK coaching victory, also the jersey number he wore as a UK player
- 23<sup>rd</sup>** Coach in UK history
- 13** Players to earn first or second team all-conference honors
- 9** Teams to averaged 70.0+ points per game
- 6** 20-win seasons
- 6** Postseason appearances



More than 20,000 fans were in attendance in Rupp Arena at Central Bank Center on April 14 when UK introduced Mark Pope as its 23<sup>rd</sup> head coach.





# OTEGA OWEH

Jr. | Guard | 6-4 | 208 | Newark, N.J. | Oklahoma



### 2024-25 SEASON/CAREER HIGHS\*

<b>Points</b>		
Season	21, 2x, last JACKSON ST. (11/22/24)	
Career	23, vs. North Carolina (12/20/23)	
<b>Rebounds</b>		
Season	7, at Clemson (12/3/24)	
Career	10, WEST VIRGINIA (1/17/24)	
<b>Field Goals</b>		
Season	8, 2x, last JACKSON ST. (11/22/24)	
Career	9, ARKANSAS-PINE BLUFF (11/30/23)	
<b>Field Goals Attempted</b>		
Season	14, WKU (11/26/24)	
Career	16, WEST VIRGINIA (1/17/24)	
<b>3-Point Field Goals</b>		
Season	3, WRIGHT STATE (11/4/24)	
Career	3, WRIGHT STATE (11/4/24)	
<b>3-Point Field Goals Attempted</b>		
Season	5, at Clemson (12/3/24)	
Career	5, at Clemson (12/3/24)	
<b>Free Throws</b>		
Season	6, at Clemson (12/3/24)	
Career	10, vs. North Carolina (12/20/23)	
<b>Free Throws Attempted</b>		
Season	8, at Clemson (12/3/24)	
Career	11, vs. North Carolina (12/20/23)	
<b>Assists</b>		
Season	3, vs. Duke (11/12/24)	
Career	4, UTRGV (11/17/23)	
<b>Steals</b>		
Season	3, 2x, last JACKSON ST. (11/22/24)	
Career	7, GREEN BAY (12/16/23)	
<b>Blocked Shots</b>		
Season	2, LIPSCOMB (11/19/24)	
Career	2, 4x last LIPSCOMB (11/19/24)	
<b>Minutes Played</b>		
Season	32, WKU (11/26/24)	
Career	34, PROVIDENCE (12/5/23)	
<b>MISCELLANEOUS</b>		
Dunks	11	43
Double-Figure Scoring Games	8	30
Double-Figure Rebounding Games	0	0
Games With Double-Double	0	1
Games Led UK in Scoring	3	7
Games Led UK in Rebounding	0	2
Games Led UK in Assists	0	0
Games Led UK in Steals	4	33
Games Led UK in Blocks	2	12
Games With 3+ Assists	1	3
Games With 3+ Blocks	0	0
Games With 3+ Steals	2	13
Games With 3+ Three-Pointers	1	1
<i>*includes Oklahoma statistics</i>		

- Has scored in double figures in every game this season
- Tallied a team-high 17 points and a season-high seven rebounds at Clemson
- Posted a team-high 18 points in win over WKU
- Matched season-high with 21 points vs. Jackson State. He also had three steals, the fourth time this season he has led or co-led the Wildcats in thefts
- Scored 14 points vs. Lipscomb in just 15 minutes of action
- Played a big part in Kentucky's upset win over No. 6 Duke, racking up 15 points, six rebounds, three assists and two steals. Logged a steal and the go-ahead free throws with 10 seconds left and sealed the victory with an offensive rebound off a missed free throw with five seconds remaining
- Was Kentucky's leading scorer in opening night win vs. Wright State, finishing with 21 points on 8-of-9 shooting. Buried a career-high three 3-pointers in the winning effort, while also snatching three steals
- Averaged 11.4 points, 3.8 rebounds and 1.5 steals at Oklahoma last season
- Helped Oklahoma win the 2023 Rady Children's Invitational with a last-second tip-in against USC in the Championship game and was an All-Tournament Team selection
- Was a four-star prospect by ESPN.com, 247Sports and Rivals out of high school
- Brother, Odafe, is a linebacker for the Baltimore Ravens

### Game-By-Game Statistics

Opponent	Date	GS	Min	FG-A	Pct.	3FG-A	Pct.	FT-A	Pct.	Off-Def-Tot	PF	Ast	TO	Blk	Stl	Pts
WRIGHT STATE	11/4	*	27	8-9	.889	3-3	1.000	2-2	1.000	0-3-3	2	1	0	1	3	21
BUCKNELL	11/9	*	19	4-11	.364	0-4	.000	2-3	.667	1-4-5	1	1	0	0	2	10
vs. Duke	11/12	*	31	4-10	.400	2-3	.666	5-6	.833	2-4-6	3	3	3	1	2	15
LIPSCOMB	11/19	*	15	5-6	.833	1-1	1.000	3-4	.750	1-3-4	2	1	1	2	0	14
JACKSON STATE	11/22	*	20	8-12	.667	1-4	.250	4-4	1.000	0-1-1	2	2	0	0	3	21
WKU	11/26	*	32	6-14	.429	1-3	.333	5-6	.833	1-3-4	2	0	1	0	0	18
GEORGIA STATE	11/29	*	21	5-8	.625	0-1	.000	2-4	.500	0-2-2	3	2	2	0	1	12
at Clemson	12/3	*	31	5-13	.385	1-5	.200	6-8	.750	0-7-7	4	0	0	0	1	17

### Career Statistics

Year	GP-GS	Min-Avg	FG-FGA	Pct	3FG-FGA	Pct	FT-FTA	Pct	Off-Def-Tot-Avg	PF-FO	Ast	TO	Blk	Stl	Pts	Avg
2022-23	28-9	370-13.2	47-106	.443	1-4	.250	39-60	.650	21-38-59-2.1	50-2	5	31	5	33	134	4.8
2023-24	32-28	797-24.9	136-276	.493	20-53	.377	72-112	.643	29-91-120-3.8	76-0	32	57	14	47	364	11.4
2024-25	8-8	196-24.5	45-83	.542	9-24	.375	29-37	.784	5-27-32-4.0	19-0	10	7	4	12	128	16.0
Career	68-45	1364-20.1	228-465	.490	30-81	.370	140-209	.670	55-156-211-3.1	145-2	47	95	23	92	626	9.2

# 1 LAMONT BUTLER

Gr. | Guard | 6-2 | 204 | Moreno Valley, Calif. | San Diego State



2024-25 SEASON/CAREER HIGHS*		
<b>Points</b>		
Season	17, GEORGIA STATE (11/29/24)	
Career	23, 2x last WYOMING (1/23/24)	
<b>Rebounds</b>		
Season	5, 2x, last WKU (11/26/24)	
Career	10, COLORADO STATE (2/13/24)	
<b>Field Goals</b>		
Season	7, GEORGIA STATE (11/29/24)	
Career	10, WYOMING (1/23/24)	
<b>Field Goals Attempted</b>		
Season	12, WRIGHT STATE (11/4/24)	
Career	15, 2x last at Colorado St. (1/30/24)	
<b>3-Point Field Goals</b>		
Season	3, LIPSCOMB (11/19/24)	
Career	5, at Wyoming (1/7/23)	
<b>3-Point Field Goals Attempted</b>		
Season	4, at Clemson (12/3/24)	
Career	11, at Wyoming (1/7/23)	
<b>Free Throws</b>		
Season	8, WKU (11/26/24)	
Career	8, WKU (11/26/24)	
<b>Free Throws Attempted</b>		
Season	12, WKU (11/26/24)	
Career	12, WKU (11/26/24)	
<b>Assists</b>		
Season	6, GEORGIA STATE (11/29/24)	
Career	7, 2x last CAL ST. FULLERTON (11/6/23)	
<b>Steals</b>		
Season	3, 3x, last GEORGIA ST. (11/29/24)	
Career	6, BYU (11/11/22)	
<b>Blocked Shots</b>		
Season	1, WRIGHT STATE (11/4/24)	
Career	2, vs. UConn (3/28/24)	
<b>Minutes Played</b>		
Season	29, GEORGIA STATE (11/29/24)	
Career	40, vs. UNLV (3/14/24)	
<b>MISCELLANEOUS</b>		
	<b>2024-25</b>	<b>CAREER*</b>
Dunks	1	25
Double-Figure Scoring Games	6	49
Double-Figure Rebounding Games	0	1
Games With Double-Double	0	1
Games Led UK in Scoring	0	8
Games Led UK in Rebounding	0	2
Games Led UK in Assists	5	48
Games Led UK in Steals	5	54
Games Led UK in Blocks	1	7
Games With 3+ Assists	6	74
Games With 3+ Blocks	0	0
Games With 3+ Steals	3	25
Games With 3+ Three-Pointers	1	8
<i>*includes San Diego State statistics</i>		

- Had 16 points and five assists in just 19 minutes at Clemson
- Scored a season-high 17 points on 7-of-10 shooting in win over Georgia State. He also had season-best six assists and generated three steals
- Sunk a career-high eight free throws en route to 14 points vs. WKU
- Filled the stat sheet with 11 points, five assists, four rebounds and three steals against Jackson State
- Had a season-high 16 points, including a trio of 3s in the win over Lipscomb
- Collected 14 points, five assists and five rebounds in Kentucky debut vs. Wright State, while also registering three steals. Was team leader in both assists and steals in the contest
- Was a 1,000-point scorer and two-time Mountain West Defensive Player of the Year during four years with San Diego State
- Reached the National Championship game with SDSU in 2023, sending his team to the title game with a game-winning buzzer-beater in the Final Four against Florida Atlantic
- Finished Aztec career ranking No. 5 in program history in steals (183), No. 6 in conference victories (52), No. 9 in total victories (100) and No. 10 in assists (338)
- Honorable Mention All-Mountain West (2024), Third-Team All-Mountain West (2023)
- Three-time Mountain West All-Defensive Team
- 2023 NCAA All-Tournament Team
- Sister, Amani, played college basketball at Arizona and Seattle University

## Game-By-Game Statistics

Opponent	Date	GS	Min	FG-A	Pct.	3FG-A	Pct.	FT-A	Pct.	Off-Def-Tot	PF	Ast	TO	Blk	Stl	Pts
WRIGHT STATE	11/4	*	22	6-12	.500	0-2	.000	2-3	.667	1-4-5	2	5	1	1	3	14
BUCKNELL	11/9	*	19	2-6	.333	0-1	.000	2-2	1.000	1-0-1	2	1	2	0	0	6
vs. Duke	11/12	*	24	3-8	.375	1-3	.333	2-4	.500	0-3-3	3	4	2	0	0	9
LIPSCOMB	11/19	*	17	6-8	.750	3-3	1.000	1-2	.500	1-0-1	2	1	0	0	1	16
JACKSON STATE	11/22	*	22	5-7	.714	1-2	.500	0-0	.000	0-4-4	1	5	1	0	3	11
WKU	11/26	*	28	3-9	.333	0-3	.000	8-12	.667	3-2-5	3	4	0	0	1	14
GEORGIA STATE	11/29	*	29	7-10	.700	0-3	.000	3-5	.600	1-3-4	3	6	2	0	3	17
at Clemson	12/3	*	19	6-9	.667	2-4	.500	2-3	.667	2-0-2	4	5	2	0	1	16

## Career Statistics

Year	GP-GS	Min-Avg	FG-FGA	Pct	3FG-FGA	Pct	FT-FTA	Pct	Off-Def-Tot-Avg	PF-FO	Ast	TO	Blk	Stl	Pts	Avg
2020-21	28-2	348-12.4	40-101	.396	9-31	.290	32-48	.667	5-43-48-1.7	49-1	43	35	1	24	121	4.3
2021-22	27-25	685-25.4	70-179	.391	23-70	.329	34-44	.773	11-46-57-2.1	67-1	57	53	4	46	197	7.3
2022-23	39-38	1011-25.9	128-304	.421	40-117	.342	49-67	.731	17-88-105-2.7	106-1	126	79	4	57	345	8.8
2023-24	37-37	1017-27.5	128-304	.421	32-106	.302	57-96	.594	21-74-95-2.6	83-2	112	55	9	56	345	9.3
2024-25	8-8	180-22.5	38-69	.551	7-21	.333	20-31	.645	9-16-25-3.1	20-0	31	10	1	12	103	12.9
<b>TOTAL</b>	<b>139-110</b>	<b>3243-23.3</b>	<b>404-957</b>	<b>.422</b>	<b>111-345</b>	<b>.322</b>	<b>192-286</b>	<b>.671</b>	<b>63-267-330-2.4</b>	<b>325-5</b>	<b>369</b>	<b>232</b>	<b>19</b>	<b>195</b>	<b>1111</b>	<b>8.0</b>



### 2024-25 SEASON/CAREER HIGHS\*

<b>Points</b>		
Season	20, LIPSCOMB (11/19/24)	
Career	28, DENVER (12/13/23)	
<b>Rebounds</b>		
Season	7, LIPSCOMB (11/19/24)	
Career	8, vs. Loyola Marymount (3/4/23)	
<b>Field Goals</b>		
Season	9, GEORGIA STATE (11/29/24)	
Career	10, DENVER (12/13/23)	
<b>Field Goals Attempted</b>		
Season	14, 2x, last GEORGIA ST. (11/29/24)	
Career	19, DENVER (12/13/23)	
<b>3-Point Field Goals</b>		
Season	4, JACKSON STATE (11/22/24)	
Career	8, DENVER (12/13/23)	
<b>3-Point Field Goals Attempted</b>		
Season	10, JACKSON STATE (11/22/24)	
Career	16, DENVER (12/13/23)	
<b>Free Throws</b>		
Season	5, LIPSCOMB (11/19/24)	
Career	12, UCF (2/13/24)	
<b>Free Throws Attempted</b>		
Season	5, LIPSCOMB (11/19/24)	
Career	13, UCF (2/13/24)	
<b>Assists</b>		
Season	4, WKU (11/26/24)	
Career	6, at San Diego (1/7/23)	
<b>Steals</b>		
Season	2, BUCKNELL (11/9/24)	
Career	4, WYOMING (12/30/23)	
<b>Blocked Shots</b>		
Season	2, 2x, last WKU (11/26/24)	
Career	3, TEXAS (1/27/24)	
<b>Minutes Played</b>		
Season	35, at Clemson	
Career	37, at Loyola Marymount (1/5/23)	
<b>MISCELLANEOUS</b>		
	<b>2024-25</b>	<b>CAREER*</b>
Dunks	3	14
Double-Figure Scoring Games	5	47
Double-Figure Rebounding Games	0	0
Games With Double-Double	0	0
Games Led UK in Scoring	2	18
Games Led UK in Rebounding	0	4
Games Led UK in Assists	1	6
Games Led UK in Steals	2	14
Games Led UK in Blocks	2	19
Games With 3+ Assists	2	19
Games With 3+ Blocks	0	1
Games With 3+ Steals	0	4
Games With 3+ Three-Pointers	2	28
<i>*includes BYU/Arkansas/Texas A&amp;M statistics</i>		

- Led the team in win vs. Georgia State with 19 points
- Charted a season-high four assists and two blocks in win over WKU
- Buried a season-high four 3s in win over Jackson State
- Poured in a season-high 20 points, highlighted by three 3s in the win over Lipscomb
- Had 14 points, four rebounds and a pair of steals in the win over Bucknell
- Preseason Third Team All-SEC by the media and coaches
- Jersey Mike's Naismith Trophy Men's College Basketball Player of the Year preseason watch list
- Julius Erving Award Small Forward of the Year preseason watch list
- Wooden Award preseason watch list
- 2023-24 Big 12 Sixth Man of the Year and All-Big 12 Honorable Mention at BYU
- Was first bench player in BYU program history to lead the team in scoring, averaging 14.2 points per game
- Had a career-high 28 points last December in win against Denver while knocking down a career-best eight 3s
- Four-star prospect out of high school by 247Sports, ESPN and Rivals

### Game-By-Game Statistics

Opponent	Date	GS	Min	FG-A	Pct.	3FG-A	Pct.	FT-A	Pct.	Off-Def-Tot	PF	Ast	TO	Blk	Stl	Pts
WRIGHT STATE	11/4	*	21	3-6	.500	2-5	.400	0-0	.000	1-4-5	0	3	1	1	0	8
BUCKNELL	11/9	*	24	6-14	.429	2-8	.250	0-1	.000	1-3-4	2	1	0	0	2	14
vs. Duke	11/12	*	27	0-4	.000	0-3	.000	1-3	.333	0-1-1	1	0	1	2	1	1
LIPSCOMB	11/19	*	22	6-10	.600	3-6	.500	5-5	1.000	1-6-7	1	0	0	0	0	20
JACKSON STATE	11/22	*	22	5-13	.385	4-10	.400	0-0	.000	0-1-1	1	1	1	0	1	14
WKU	11/26	*	33	2-9	.222	2-8	.250	2-2	1.000	2-4-6	2	4	1	2	1	8
GEORGIA STATE	11/29	*	27	9-14	.643	1-5	.200	0-0	.000	0-3-3	2	2	2	0	0	19
at Clemson	12/3	*	35	5-13	.385	2-7	.286	0-0	.000	2-2-4	2	0	0	1	0	12

### Career Statistics

Year	GP-GS	Min-Avg	FG-FGA	Pct	3FG-FGA	Pct	FT-FTA	Pct	Off-Def-Tot-Avg	PF-FO	Ast	TO	Blk	Stl	Pts	Avg
2020-21	14-4	135-9.6	11-31	.355	8-28	.286	0-1	.000	4-11-15-1.1	10-0	4	5	1	3	30	2.1
2021-22	16-4	162-10.1	19-50	.380	14-43	.326	3-3	1.000	5-15-20-1.3	11-0	7	6	4	1	55	3.4
2022-23	33-30	928-28.1	102-264	.386	61-178	.343	17-25	.680	12-85-97-2.9	53-1	61	48	17	26	282	8.5
2023-24	33-6	871-26.4	164-385	.426	81-229	.354	59-65	.908	13-70-83-2.5	61-0	44	51	13	24	468	14.2
2024-25	8-8	211-26.4	36-83	.434	16-52	.308	8-11	.727	7-24-31-3.9	11-0	11	6	6	5	96	12.0
<b>TOTAL</b>	<b>104-52</b>	<b>2309-22.2</b>	<b>332-813</b>	<b>.408</b>	<b>180-530</b>	<b>.340</b>	<b>87-105</b>	<b>.829</b>	<b>41-205-246-2.4</b>	<b>146-1</b>	<b>127</b>	<b>116</b>	<b>41</b>	<b>59</b>	<b>931</b>	<b>9.0</b>



# KOBY BREA

Gr. | Guard | 6-7 | 206 | Washington Heights, N.Y. | Dayton



### 2024-25 SEASON/CAREER HIGHS\*

Points			
Season	22, JACKSON STATE (11/22/24)		
Career	22, 2x, last JACKSON ST. (11/22/24)		
Rebounds			
Season	7, LIPSCOMB (11/19/24)		
Career	10, at Toledo (3/16/22)		
Field Goals			
Season	8, JACKSON STATE (11/22/24)		
Career	8, 2x, last JACKSON ST. (11/22/24)		
Field Goals Attempted			
Season	11, 2x, last JACKSON ST. (11/22/24)		
Career	14, at La Salle (2/26/22)		
3-Point Field Goals			
Season	6, BUCKNELL (11/9/24)		
Career	6, 4x last at BUCKNELL (11/9/24)		
3-Point Field Goals Attempted			
Season	8, 2x, last JACKSON ST. (11/22/24)		
Career	10, GRAMBLING (12/2/23)		
Free Throws			
Season	3, LIPSCOMB (11/19/24)		
Career	5, at George Mason (1/22/22)		
Free Throws Attempted			
Season	3, LIPSCOMB (11/19/24)		
Career	5, at George Mason (1/22/22)		
Assists			
Season	3, GEORGIA STATE (11/29/24)		
Career	5, at Fordham (1/10/23)		
Steals			
Season	1, 2x, last WKU (11/26/24)		
Career	3, 2x last LONGWOOD (12/30/23)		
Blocked Shots			
Season	1, 3x last GEORGIA STATE (11/29/24)		
Career	2, 3x last at Duquesne (1/12/24)		
Minutes Played			
Season	26, BUCKNELL (11/9/24)		
Career	45, at Vanderbilt (3/20/22)		
MISCELLANEOUS			
	2024-25	CAREER*	
Dunks	2	7	
Double-Figure Scoring Games	5	43	
Double-Figure Rebounding Games	0	1	
Games With Double-Double	0	1	
Games Led UK in Scoring	2	8	
Games Led UK in Rebounding	0	8	
Games Led UK in Assists	0	4	
Games Led UK in Steals	1	12	
Games Led UK in Blocks	1	9	
Games With 3+ Assists	1	12	
Games With 3+ Blocks	0	0	
Games With 3+ Steals	0	2	
Games With 3+ Three-Pointers	5	38	
*includes Dayton statistics			

- Has multiple 3s made in seven games this season
- Dished out season-high three assists in win vs. Georgia State while scoring 10 points and taking his first career charge
- Matched career-high with 22 points vs. Jackson State, going 8-11 from the field and 5-8 from deep
- Drained all three attempts from distance en route to 12 points in win over Lipscomb
- Scored eight points and made two 3-pointers in upset over No. 6 Duke
- Poured in a team-high 20 points, highlighted by six 3s in the win over Bucknell. He also added six rebounds and a pair of assists
- Connected on all four 3-point attempts to finish with 18 points in season-opening win vs. Wright State. Went 7 of 8 from the field in the game
- Two-time Atlantic 10 Sixth Man of the Year during four years at Dayton (2022 and 2024), just the second player in league history to win the award two times
- Led the nation in 3-point percentage (.498) last season, the highest mark in the NCAA in six seasons
- Made 100 of 201 3s during the 2023-24 seasons, averaging a career-high 11.1 points per game and shooting 51.2% from the field
- Reached the second round of the NCAA Tournament with Dayton last season scoring 29 points combined in the Flyers' two tournament games

### Game-By-Game Statistics

Opponent	Date	GS	Min	FG-A	Pct.	3FG-A	Pct.	FT-A	Pct.	Off-Def-Tot	PF	Ast	TO	Blk	Stl	Pts
WRIGHT STATE	11/4		20	7-8	.875	4-4	1.000	0-0	.000	0-2-2	0	2	0	0	0	18
BUCKNELL	11/9		26	7-11	.636	6-8	.750	0-0	.000	1-5-6	1	2	0	0	1	20
vs. Duke	11/12		21	3-5	.600	2-4	.500	0-0	.000	0-5-5	3	2	0	1	0	8
LIPSCOMB	11/19		23	3-6	.500	3-3	1.000	3-3	1.000	0-7-7	0	1	0	0	0	12
JACKSON STATE	11/22		23	8-11	.727	5-8	.625	1-2	.500	1-1-2	1	0	1	1	0	22
WKU	11/26		23	3-7	.429	3-7	.429	0-0	.000	0-3-3	4	0	0	0	1	9
GEORGIA STATE	11/29		22	4-10	.400	2-7	.286	0-0	.000	0-2-2	3	3	1	1	0	10
at Clemson	12/3		17	1-3	.333	1-2	.500	0-0	.000	0-2-2	1	2	1	0	0	3


### Career Statistics

Year	GP-GS	Min-Avg	FG-FGA	Pct	3FG-FGA	Pct	FT-FTA	Pct	Off-Def-Tot-Avg	PF-FO	Ast	TO	Blk	Stl	Pts	Avg
2020-21	17-3	239-14.1	16-40	.400	11-31	.355	6-9	.667	2-29-31-1.8	9-0	7	10	3	2	49	2.9
2021-22	35-4	758-21.7	102-234	.436	63-149	.423	18-29	.621	9-94-103-2.9	35-0	27	29	5	14	285	8.1
2022-23	28-10	740-26.4	66-182	.363	50-135	.370	7-7	1.000	7-86-93-3.3	31-0	47	25	7	9	189	6.8
2023-24	33-4	960-29.1	126-246	.512	100-201	.498	14-16	.875	11-113-124-3.8	31-0	39	24	10	18	366	11.1
2024-25	8-0	175-21.9	36-61	.590	26-43	.605	4-5	.800	2-27-29-3.6	13-0	12	3	3	2	102	12.8
<b>TOTAL</b>	<b>121-21</b>	<b>2876-23.8</b>	<b>346-763</b>	<b>.453</b>	<b>250-559</b>	<b>.447</b>	<b>49-66</b>	<b>.742</b>	<b>31-349-380-3.1</b>	<b>119-0</b>	<b>132</b>	<b>91</b>	<b>28</b>	<b>45</b>	<b>991</b>	<b>8.2</b>



# 5 COLLIN CHANDLER

Fr. | Guard | 6-5 | 187 | Farmington, Utah | Farmington HS



## 2024-25 SEASON/CAREER HIGHS

<b>Points</b>		
Season	6, JACKSON STATE (11/22/24)	
Career	6, JACKSON STATE (11/22/24)	
<b>Rebounds</b>		
Season	2, 2x, last JACKSON ST. (11/22/24)	
Career	2, 2x, last JACKSON ST. (11/22/24)	
<b>Field Goals</b>		
Season	2, 3x last JACKSON ST. (11/22/24)	
Career	2, 3x last JACKSON ST. (11/22/24)	
<b>Field Goals Attempted</b>		
Season	6, LIPSCOMB (11/19/24)	
Career	6, LIPSCOMB (11/19/24)	
<b>3-Point Field Goals</b>		
Season	2, JACKSON STATE (11/22/24)	
Career	2, JACKSON STATE (11/22/24)	
<b>3-Point Field Goals Attempted</b>		
Season	3, 2x, last JACKSON ST. (11/22/24)	
Career	3, 2x, last JACKSON ST. (11/22/24)	
<b>Free Throws</b>		
Season	2, WRIGHT STATE (11/4/24)	
Career	2, WRIGHT STATE (11/4/24)	
<b>Free Throws Attempted</b>		
Season	2, WRIGHT STATE (11/4/24)	
Career	2, WRIGHT STATE (11/4/24)	
<b>Assists</b>		
Season	2, WRIGHT STATE (11/4/24)	
Career	2, WRIGHT STATE (11/4/24)	
<b>Steals</b>		
Season	2, BUCKNELL (11/9/24)	
Career	2, BUCKNELL (11/9/24)	
<b>Blocked Shots</b>		
Season	1, JACKSON STATE (11/22/24)	
Career	1, JACKSON STATE (11/22/24)	
<b>Minutes Played</b>		
Season	16, LIPSCOMB (11/19/24)	
Career	16, LIPSCOMB (11/19/24)	
<b>MISCELLANEOUS</b>		
	<b>2024-25</b>	<b>CAREER</b>
Dunks	0	0
Double-Figure Scoring Games	0	0
Double-Figure Rebounding Games	0	0
Games With Double-Double	0	0
Games Led UK in Scoring	0	0
Games Led UK in Rebounding	0	0
Games Led UK in Assists	0	0
Games Led UK in Steals	3	3
Games Led UK in Blocks	0	0
Games With 3+ Assists	0	0
Games With 3+ Blocks	0	0
Games With 3+ Steals	0	0
Games With 3+ Three-Pointers	0	0

- Hit a pair of 3s for career-high six points against Jackson State
- Had five points, including a traditional 3-point play in the win over Lipscomb
- Tallied his first field goals, a 3-pointer and layup, in the win over Bucknell. He also added a pair of steals
- Made collegiate debut in season-opener vs. Wright State playing 15 minutes and recording two points and two assists
- Ranked as the No. 33 overall player in the class of 2023 by 247Sports, the No. 6 combo guard and the No. 1 player in the state of Utah
- Was named the 2022 Utah Gatorade Player of the Year
- Went on a two-year mission trip after high school
- Was initially committed to BYU before flipping his commitment to Kentucky when Mark Pope was hired at UK

## Game-By-Game Statistics

Opponent	Date	GS	Min	FG-A	Pct.	3FG-A	Pct.	FT-A	Pct.	Off-Def-Tot	PF	Ast	TO	Blk	Stl	Pts
WRIGHT STATE	11/4		15	0-1	.000	0-1	.000	2-2	1.000	0-0-0	1	2	0	0	1	2
BUCKNELL	11/9		11	2-3	.667	1-2	.500	0-0	.000	0-2-2	0	0	2	0	2	5
vs. Duke	11/12		2	0-0	.000	0-0	.000	0-0	.000	0-0-0	0	0	0	0	0	0
LIPSCOMB	11/19		16	2-6	.333	0-3	.000	1-1	1.000	0-0-0	0	1	1	0	1	5
JACKSON STATE	11/22		13	2-3	.667	2-3	.667	0-0	.000	0-2-2	1	0	1	1	1	6
WKU	11/26		4	0-1	.000	0-1	.000	0-0	.000	0-0-0	1	0	0	0	1	0
GEORGIA STATE	11/29		5	1-1	1.000	0-0	.000	0-0	.000	0-1-1	2	0	0	0	0	2
at Clemson	12/3															DNP

## Career Statistics

Year	GP-GS	Min-Avg	FG-FGA	Pct	3FG-FGA	Pct	FT-FTA	Pct	Off-Def-Tot-Avg	PF-FO	Ast	TO	Blk	Stl	Pts	Avg
2024-25	7-0	67-9.5	7-15	.467	3-10	.300	3-3	1.000	0-5-5-0.7	5-0	3	4	1	6	20	2.9
<b>TOTAL</b>	<b>7-0</b>	<b>67-9.5</b>	<b>7-15</b>	<b>.467</b>	<b>3-10</b>	<b>.300</b>	<b>3-3</b>	<b>1.000</b>	<b>0-5-5-0.7</b>	<b>5-0</b>	<b>3</b>	<b>4</b>	<b>1</b>	<b>6</b>	<b>20</b>	<b>2.9</b>

# 7 ANDREW CARR

Gr. | Forward | 6-11 | 227 | West Chester, Pa. | Wake Forest



2024-25 SEASON/CAREER HIGHS*		
<b>Points</b>		
Season	18, WKU (11/26/24)	
Career	31, GEORGIA (3/24/24)	
<b>Rebounds</b>		
Season	10, WKU (11/26/24)	
Career	14, UTAH VALLEY (11/15/22)	
<b>Field Goals</b>		
Season	6, WKU (11/26/24)	
Career	11, GEORGIA (3/24/24)	
<b>Field Goals Attempted</b>		
Season	8, 2x, last WKU (11/26/24)	
Career	19, GEORGIA (3/24/24)	
<b>3-Point Field Goals</b>		
Season	2, vs. Duke (11/12/24)	
Career	3, 6x last LOUISVILLE (1/20/24)	
<b>3-Point Field Goals Attempted</b>		
Season	3, 2x, last at Clemson (12/3/24)	
Career	7, 3x last LOUISVILLE (1/20/24)	
<b>Free Throws</b>		
Season	6, WKU (11/26/24)	
Career	10, ELON (11/6/23)	
<b>Free Throws Attempted</b>		
Season	8, WKU (11/26/24)	
Career	11, ELON (11/6/23)	
<b>Assists</b>		
Season	5, JACKSON STATE (11/22/24)	
Career	6, at James Madison (1/29/22)	
<b>Steals</b>		
Season	2, 2x, last, GEORGIA STATE (11/29/24)	
Career	4, 3x last JAMES MADISON (2/14/22)	
<b>Blocked Shots</b>		
Season	2, at Clemson (12/3/24)	
Career	4, 2x last ELON (11/6/23)	
<b>Minutes Played</b>		
Season	32, GEORGIA STATE (11/29/24)	
Career	43, vs. LSU (11/19/23)	
<b>MISCELLANEOUS</b>		
	<b>2024-25</b>	<b>CAREER*</b>
Dunks	2	90
Double-Figure Scoring Games	5	73
Double-Figure Rebounding Games	1	16
Games With Double-Double	1	12
Games Led UK in Scoring	2	14
Games Led UK in Rebounding	2	39
Games Led UK in Assists	0	8
Games Led UK in Steals	0	19
Games Led UK in Blocks	1	60
Games With 3+ Assists	5	23
Games With 3+ Blocks	0	19
Games With 3+ Steals	0	7
Games With 3+ Three-Pointers	0	6
<i>*includes Wake Forest/Delaware statistics</i>		

- Had 10 points and team-high eight boards vs. Georgia State, while also adding three assists, two steals and a blocked shot
- Recorded his first double-double of the season with 18 points and 10 rebounds, both team highs, in win over WKU
- Had six rebounds, while also dishing out a season-best five assists against Jackson State
- Was instrumental in upset win over No. 6 Duke at the Champions Classic, leading the team with 17 points while also grabbing six rebounds and posting three assists. He was tabbed the SEC Player of the Week for his efforts
- Had 11 points, three boards and a block in the win over Bucknell
- Finished with 11 points and three assists against Wright State, one of three Wildcats to score in double figures and have at least three assists
- Played two seasons at Wake Forest and two seasons at Delaware, totaling more than 1,200 career points, 600 rebounds and 100 blocks
- Started all 68 games during his time with the Demon Deacons, averaging 12.1 points per game across two seasons
- CAA All-Tournament Team in 2022 with Delaware, helping the Blue Hens secure a bid to the NCAA Tournament
- Father, Phillip, played basketball at Delaware

## Game-By-Game Statistics

Opponent	Date	GS	Min	FG-A	Pct.	3FG-A	Pct.	FT-A	Pct.	Off-Def-Tot	PF	Ast	TO	Blk	Stl	Pts
WRIGHT STATE	11/4	*	21	3-5	.600	1-2	.500	4-4	1.000	0-2-2	1	3	0	0	0	11
BUCKNELL	11/9	*	20	5-6	.833	0-0	.000	1-1	1.000	3-0-3	2	0	3	1	0	11
vs. Duke	11/12	*	30	5-8	.625	2-3	.666	5-6	.833	2-4-6	2	3	2	1	0	17
LIPSCOMB	11/19	*	25	1-5	.200	0-1	.000	0-0	.000	1-4-5	0	1	0	0	0	2
JACKSON STATE	11/22	*	24	3-4	.750	0-1	.000	0-0	.000	1-5-6	2	5	0	0	2	6
WKU	11/26	*	30	6-8	.750	0-1	.000	6-8	.750	3-7-10	1	3	0	1	0	18
GEORGIA STATE	11/29	*	32	4-7	.571	1-2	.500	1-1	1.000	3-5-8	1	3	1	1	2	10
at Clemson	12/3	*	24	1-7	.143	1-3	.333	2-4	.500	3-2-5	3	2	2	2	0	5

## Career Statistics

Year	GP-GS	Min-Avg	FG-FGA	Pct	3FG-FGA	Pct	FT-FTA	Pct	Off-Def-Tot-Avg	PF-FO	Ast	TO	Blk	Stl	Pts	Avg
2020-21	15-10	379-25.3	44-98	.449	8-28	.286	27-33	.818	18-36-54-3.6	39-1	27	23	13	6	123	8.2
2021-22	34-34	966-28.4	127-225	.564	17-42	.405	69-105	.657	59-115-174-5.1	94-5	43	56	37	29	340	10.0
2022-23	33-33	1039-31.5	134-274	.489	33-106	.311	51-66	.773	57-140-197-6.0	82-3	38	48	31	32	352	10.7
2023-24	35-35	1140-32.6	164-312	.526	36-97	.371	107-137	.781	64-175-239-6.8	91-3	51	43	52	16	471	13.5
2024-25	8-8	205-25.6	28-50	.560	5-13	.385	19-24	.792	16-29-45-5.6	12-0	20	8	6	4	80	10.0
<b>TOTAL</b>	<b>125-120</b>	<b>3720-29.8</b>	<b>497-959</b>	<b>.518</b>	<b>99-286</b>	<b>.346</b>	<b>273-365</b>	<b>.748</b>	<b>214-495-709-5.7</b>	<b>318-12</b>	<b>179</b>	<b>178</b>	<b>139</b>	<b>87</b>	<b>1366</b>	<b>10.9</b>

# 9 TRENT NOAH

Fr. | Forward | 6-5 | 209 | Harlan, Ky. | Harlan County HS



2024-25 SEASON/CAREER HIGHS		
<b>Points</b>		
Season	3, JACKSON STATE (11/22/24)	
Career	3, JACKSON STATE (11/22/24)	
<b>Rebounds</b>		
Season	1, 2x last BUCKNELL (11/9/24)	
Career	1, 2x last BUCKNELL (11/9/24)	
<b>Field Goals</b>		
Season	1, JACKSON STATE (11/22/24)	
Career	1, JACKSON STATE (11/22/24)	
<b>Field Goals Attempted</b>		
Season	1, 4x last JACKSON ST. (11/22/24)	
Career	1, 4x last JACKSON ST. (11/22/24)	
<b>3-Point Field Goals</b>		
Season	1, JACKSON STATE (11/22/24)	
Career	1, JACKSON STATE (11/22/24)	
<b>3-Point Field Goals Attempted</b>		
Season	1, 4x last JACKSON ST. (11/22/24)	
Career	1, 4x last JACKSON ST. (11/22/24)	
<b>Free Throws</b>		
Season	-	
Career	-	
<b>Free Throws Attempted</b>		
Season	-	
Career	-	
<b>Assists</b>		
Season	-	
Career	-	
<b>Steals</b>		
Season	1, BUCKNELL (11/9/24)	
Career	1, BUCKNELL (11/9/24)	
<b>Blocked Shots</b>		
Season	1, JACKSON STATE (11/22/24)	
Career	1, JACKSON STATE (11/22/24)	
<b>Minutes Played</b>		
Season	7, LIPSCOMB (11/19/24)	
Career	7, LIPSCOMB (11/19/24)	
<b>MISCELLANEOUS</b>		
	<b>2024-25</b>	<b>CAREER</b>
Dunks	0	0
Double-Figure Scoring Games	0	0
Double-Figure Rebounding Games	0	0
Games With Double-Double	0	0
Games Led UK in Scoring	0	0
Games Led UK in Rebounding	0	0
Games Led UK in Assists	0	0
Games Led UK in Steals	0	0
Games Led UK in Blocks	0	0
Games With 3+ Assists	0	0
Games With 3+ Blocks	0	0
Games With 3+ Steals	0	0
Games With 3+ Three-Pointers	0	0

- Hit first basket of college career on a made 3-pointer against Jackson State
- Made collegiate debut in opening night win vs. Wright State
- Errupted for 12 points -- all off of 3-pointers -- in the second half of UK's exhibition win over Kentucky Wesleyan
- Played high school basketball at Harlan County, where he became the fifth all-time leading scorer in Kentucky high school basketball state history with 3,707 points
- Led Harlan County to state-runner up finish as a senior, scoring 32.3 points per game during the state tournament and hitting a Sweet 16 record 19 3-pointers
- Grandfather, Charles Bryant, played football at Kentucky from 1961-63

## Game-By-Game Statistics

Opponent	Date	GS	Min	FG-A	Pct.	3FG-A	Pct.	FT-A	Pct.	Off-Def-Tot	PF	Ast	TO	Blk	Stl	Pts
WRIGHT STATE	11/4	4	0-1	.000	0-1	.000	0-0	.000	0-1-1	1	0	0	0	0	0	0
BUCKNELL	11/9	4	0-1	.000	0-1	.000	0-0	.000	0-1-1	1	0	1	0	1	0	0
vs. Duke	11/12	DNP														
LIPSCOMB	11/19	7	0-1	.000	0-1	.000	0-0	.000	0-0-0	0	0	1	0	0	0	0
JACKSON STATE	11/22	3	1-1	1.000	1-1	1.000	0-0	.000	0-0-0	0	0	0	1	0	3	0
WKU	11/26	DNP														
GEORGIA STATE	11/29	2	0-0	.000	0-0	.000	0-0	.000	0-0-0	0	0	0	0	0	0	0
at Clemson	12/3	DNP														

## Career Statistics

Year	GP-GS	Min-Avg	FG-FGA	Pct	3FG-FGA	Pct	FT-FTA	Pct	Off-Def-Tot-Avg	PF-FO	Ast	TO	Blk	Stl	Pts	Avg
2024-25	5-0	19-3.8	1-4	.250	1-4	.250	0-0	.000	0-2-2-0.4	2-0	0	2	1	1	3	0.6
<b>TOTAL</b>	<b>5-0</b>	<b>19-3.8</b>	<b>1-4</b>	<b>.250</b>	<b>1-4</b>	<b>.250</b>	<b>0-0</b>	<b>.000</b>	<b>0-2-2-0.4</b>	<b>2-0</b>	<b>0</b>	<b>2</b>	<b>1</b>	<b>1</b>	<b>3</b>	<b>0.6</b>

# 10 BRANDON GARRISON

So. | Center | 6-10 | 245 | Oklahoma City | Oklahoma State



2024-25 SEASON/CAREER HIGHS*		
<b>Points</b>		
Season	8, 2x last LIPSCOMB (11/19/24)	
Career	21, BYU (2/17/24)	
<b>Rebounds</b>		
Season	8, JACKSON STATE (11/22/24)	
Career	10, 2x last S. CAROLINA ST. (12/31/23)	
<b>Field Goals</b>		
Season	4, 2x last LIPSCOMB (11/19/24)	
Career	7, 2x last BYU (2/17/24)	
<b>Field Goals Attempted</b>		
Season	7, 2x, last JACKSON ST. (11/22/24)	
Career	9, KANSAS STATE (2/3/24)	
<b>3-Point Field Goals</b>		
Season	-	
Career	-	
<b>3-Point Field Goals Attempted</b>		
Season	2, JACKSON STATE (11/22/24)	
Career	2, JACKSON STATE (11/22/24)	
<b>Free Throws</b>		
Season	2, 2x last BUCKNELL (11/9/24)	
Career	8, WEST VIRGINIA (1/27/24)	
<b>Free Throws Attempted</b>		
Season	2, 3x last WKU (11/26/24)	
Career	12, BYU (2/17/24)	
<b>Assists</b>		
Season	6, JACKSON STATE (11/22/24)	
Career	6, 2x, last JACKSON ST. (11/22/24)	
<b>Steals</b>		
Season	3, JACKSON STATE (11/22/24)	
Career	4, WEST VIRGINIA (1/27/24)	
<b>Blocked Shots</b>		
Season	3, JACKSON STATE (11/22/24)	
Career	6, HOUSTON CHRISTIAN (11/24/23)	
<b>Minutes Played</b>		
Season	23, JACKSON STATE (11/22/24)	
Career	38, BAYLOR (1/6/24)	
<b>MISCELLANEOUS</b>	<b>2024-25</b>	<b>CAREER*</b>
Dunks	4	26
Double-Figure		
Scoring Games	0	10
Double-Figure		
Rebounding Games	0	2
Games With		
Double-Double	0	1
Games Led UK		
in Scoring	0	2
Games Led UK		
in Rebounding	1	13
Games Led UK		
in Assists	1	4
Games Led UK		
in Steals	2	11
Games Led UK		
in Blocks	2	21
Games With		
3+ Assists	3	8
Games With		
3+ Blocks	1	9
Games With		
3+ Steals	1	2
Games With		
3+ Three-Pointers	0	0
*includes Oklahoma State statistics		

- Played 23 minutes vs. Jackson State finishing with eight boards, six points, six assists, three blocks and three steals. His six assists tied a career-high
- Had eight points, five boards and a pair of blocks vs. Lipscomb
- Tallied eight points, all in the second half, in comeback win over No. 6 Duke in the Champions Classic
- Contributed six points, five boards, three assists and a blocked shot in the win over Bucknell
- Scored six points and dished out a team-high-tying five assists vs. Wright State, while also snatching four boards and two steals
- Spent his freshman season at Oklahoma State, starting the final 29 games of the season and averaging 7.5 points to go with 5.3 rebounds
- Had 47 total blocks, the fifth-most ever by a Cowboy freshman
- Increased his production during conference play, averaging 9.9 points in Big 12 action, including three 20-point outings
- 2023 McDonald's High School All-American
- Ranked as high as No. 30 by Rivals as a high school prospect and was also inside the top 50 in rankings by 247Sports, ESPN and On3
- 2023 Gatorade and MaxPreps Player of the Year in the state of Oklahoma

## Game-By-Game Statistics

Opponent	Date	GS	Min	FG-A	Pct.	3FG-A	Pct.	FT-A	Pct.	Off-Def-Tot	PF	Ast	TO	Blk	Stl	Pts
WRIGHT STATE	11/4		19	2-6	.333	0-0	.000	2-2	1.000	2-2-4	4	5	0	0	2	6
BUCKNELL	11/9		19	2-6	.333	0-1	.000	2-2	1.000	3-2-5	1	3	0	1	0	6
vs. Duke	11/12		18	4-5	.800	0-0	.000	0-0	.000	1-3-4	3	2	1	1	1	8
LIPSCOMB	11/19		20	4-7	.571	0-1	.000	0-0	.000	2-3-5	3	1	1	2	0	8
JACKSON STATE	11/22		23	3-7	.429	0-2	.000	0-0	.000	1-7-8	1	6	2	3	3	6
WKU	11/26		12	2-4	.500	0-1	.000	0-2	.000	0-5-5	2	1	1	0	1	4
GEORGIA STATE	11/29		DNP													
at Clemson	12/3		12	1-2	.500	0-0	.000	0-0	.000	1-1-2	2	0	2	0	0	2

## Career Statistics

Year	GP-GS	Min-Avg	FG-FGA	Pct	3FG-FGA	Pct	FT-FTA	Pct	Off-Def-Tot-Avg	PF-FO	Ast	TO	Blk	Stl	Pts	Avg
2023-24	32-29	721-22.5	91-159	.572	0-0	.000	59-91	.648	43-125-168-5.3	89-3	47	52	47	26	241	7.5
2024-25	7-0	123-17.5	18-37	.486	0-5	.000	4-6	.667	10-23-33-4.7	16-0	18	7	7	7	40	5.7
<b>TOTAL</b>	<b>39-29</b>	<b>849-21.8</b>	<b>109-196</b>	<b>.556</b>	<b>0-5</b>	<b>.000</b>	<b>63-97</b>	<b>.649</b>	<b>53-149-202-5.2</b>	<b>105-3</b>	<b>65</b>	<b>60</b>	<b>54</b>	<b>33</b>	<b>281</b>	<b>7.2</b>

# 11

# TRAVIS PERRY

Fr. | Guard | 6-1 | 178 | Eddyville, Ky. | Lyon County HS



### 2024-25 SEASON/CAREER HIGHS

<b>Points</b>		
Season	5, JACKSON STATE (11/22/24)	
Career	5, JACKSON STATE (11/22/24)	
<b>Rebounds</b>		
Season	2, WRIGHT STATE (11/4/24)	
Career	2, WRIGHT STATE (11/4/24)	
<b>Field Goals</b>		
Season	1, 2x, last JACKSON ST. (11/22/24)	
Career	1, 2x, last JACKSON ST. (11/22/24)	
<b>Field Goals Attempted</b>		
Season	3, LIPSCOMB (11/19/24)	
Career	3, LIPSCOMB (11/19/24)	
<b>3-Point Field Goals</b>		
Season	1, JACKSON STATE (11/22/24)	
Career	1, JACKSON STATE (11/22/24)	
<b>3-Point Field Goals Attempted</b>		
Season	1, 3x last JACKSON ST. (11/22/24)	
Career	1, 3x last JACKSON ST. (11/22/24)	
<b>Free Throws</b>		
Season	2, JACKSON STATE (11/22/24)	
Career	2, JACKSON STATE (11/22/24)	
<b>Free Throws Attempted</b>		
Season	2, JACKSON STATE (11/22/24)	
Career	2, JACKSON STATE (11/22/24)	
<b>Assists</b>		
Season	1, BUCKNELL (11/9/24)	
Career	1, BUCKNELL (11/9/24)	
<b>Steals</b>		
Season	1, BUCKNELL (11/9/24)	
Career	1, BUCKNELL (11/9/24)	
<b>Blocked Shots</b>		
Season	-	
Career	-	
<b>Minutes Played</b>		
Season	7, LIPSCOMB (11/19/24)	
Career	7, LIPSCOMB (11/19/24)	
<b>MISCELLANEOUS</b>		
	<b>2024-25</b>	<b>CAREER</b>
Dunks	0	0
Double-Figure Scoring Games	0	0
Double-Figure Rebounding Games	0	0
Games With Double-Double	0	0
Games Led UK in Scoring	0	0
Games Led UK in Rebounding	0	0
Games Led UK in Assists	0	0
Games Led UK in Steals	0	0
Games Led UK in Blocks	0	0
Games With 3+ Assists	0	0
Games With 3+ Blocks	0	0
Games With 3+ Steals	0	0
Games With 3+ Three-Pointers	0	0

- Set new career high with five points against Jackson State, including his first made 3-pointer
- Scored his first points in the win over Lipscomb
- Made first college appearance vs. Wright State, playing the final 3:30 of the contest and grabbing two rebounds
- Picked up two steals in six minutes of action in exhibition victory over Minnesota State
- Played 15 minutes and contributed five points, five boards, three assists and a steal in the exhibition vs. Kentucky Wesleyan
- All-time leading scorer in Kentucky high school basketball history with 5,381 points while playing for Lyon County
- Won state championship with Lyon Country his senior year and was named Sweet 16 MVP
- 2024 Mr. Kentucky Basketball and two-time Gatorade State Player of the Year
- Four-star prospect ranked as high as No. 75 by Rivals and No. 77 by ESPN and 247Sports

### Game-By-Game Statistics

Opponent	Date	GS	Min	FG-A	Pct.	3FG-A	Pct.	FT-A	Pct.	Off-Def-Tot	PF	Ast	TO	Blk	Stl	Pts
WRIGHT STATE	11/4	4	0-2	.000	0-1	.000	0-0	.000	1-1-2	0	0	0	0	0	0	0
BUCKNELL	11/9	3	0-0	.000	0-0	.000	0-0	.000	0-0-0	0	1	0	0	1	0	0
vs. Duke	11/12	DNP														
LIPSCOMB	11/19	7	1-3	.333	0-1	.000	0-0	.000	0-0-0	2	0	1	0	0	0	2
JACKSON STATE	11/22	6	1-2	.500	1-1	1.000	2-2	1.000	0-1-1	0	0	0	0	0	0	5
WKU	11/26	DNP														
GEORGIA STATE	11/29	2	0-0	.000	0-0	.000	0-0	.000	0-0-0	0	0	0	0	0	0	0
at Clemson	12/3	DNP														

### Career Statistics

Year	GP-GS	Min-Avg	FG-FGA	Pct	3FG-FGA	Pct	FT-FTA	Pct	Off-Def-Tot-Avg	PF-FO	Ast	TO	Blk	Stl	Pts	Avg
2024-25	5-0	21-4.2	2-7	.286	1-3	.333	2-2	1.000	1-2-3-0.6	2-0	1	1	0	1	7	1.4
<b>TOTAL</b>	<b>5-0</b>	<b>21-4.2</b>	<b>2-7</b>	<b>.286</b>	<b>1-3</b>	<b>.333</b>	<b>2-2</b>	<b>1.000</b>	<b>1-2-3-0.6</b>	<b>2-0</b>	<b>1</b>	<b>1</b>	<b>0</b>	<b>1</b>	<b>7</b>	<b>1.4</b>

# 13

# GRANT DARBYSHIRE

Jr. | Guard | 6-2 | 188 | Cincinnati | Sycamore HS



### 2024-25 SEASON/CAREER HIGHS

<b>Points</b>		
Season	-	-
Career	-	-
<b>Rebounds</b>		
Season	-	-
Career	-	-
<b>Field Goals</b>		
Season	-	-
Career	-	-
<b>Field Goals Attempted</b>		
Season	-	-
Career	-	-
<b>3-Point Field Goals</b>		
Season	-	-
Career	-	-
<b>3-Point Field Goals Attempted</b>		
Season	-	-
Career	-	-
<b>Free Throws</b>		
Season	-	-
Career	-	-
<b>Free Throws Attempted</b>		
Season	-	-
Career	-	-
<b>Assists</b>		
Season	-	-
Career	-	-
<b>Steals</b>		
Season	-	-
Career	-	-
<b>Blocked Shots</b>		
Season	-	-
Career	-	-
<b>Minutes Played</b>		
Season	-	-
Career	1, 4x last at Vanderbilt (2/6/23)	-
<b>MISCELLANEOUS</b>		
	<b>2024-25</b>	<b>CAREER</b>
Dunks	0	0
Double-Figure Scoring Games	0	0
Double-Figure Rebounding Games	0	0
Games With Double-Double	0	0
Games Led UK in Scoring	0	0
Games Led UK in Rebounding	0	0
Games Led UK in Assists	0	0
Games Led UK in Steals	0	0
Games Led UK in Blocks	0	0
Games With 3+ Assists	0	0
Games With 3+ Blocks	0	0
Games With 3+ Steals	0	0
Games With 3+ Three-Pointers	0	0

- One of two returning members from the 2023-24 roster
- Appeared in four games as a sophomore last season seeing action against Marshall, Louisville, Illinois State and Vanderbilt
- Served as the captain for Sycamore High School his senior year and helped lead the team to the Greater Miami Conference Championship
- Was a summa cum laude graduate and National Merit Scholar Com-mended, a member of the National Honor Society and the Spanish National Honor Society

### Game-By-Game Statistics

Opponent	Date	GS	Min	FG-A	Pct.	3FG-A	Pct.	FT-A	Pct.	Off-Def-Tot	PF	Ast	TO	Blk	Stl	Pts
WRIGHT STATE	11/4	DNP														
BUCKNELL	11/9	DNP														
vs. Duke	11/12	DNP														
LIPSCOMB	11/19	DNP														
JACKSON STATE	11/22	DNP														
WKU	11/26	DNP														
GEORGIA STATE	11/29	DNP														
at Clemson	12/3	DNP														

### Career Statistics

Year	GP-GS	Min-Avg	FG-FGA	Pct	3FG-FGA	Pct	FT-FTA	Pct	Off-Def-Tot-Avg	PF-FO	Ast	TO	Blk	Stl	Pts	Avg
2023-24	4-0	3.0-7	0-0	.000	0-0	.000	0-0	.000	0-0-0-0.0	0-0	0	0	0	0	0	0.0
Career	4-0	3.0-7	0-0	.000	0-0	.000	0-0	.000	0-0-0-0.0	0-0	0	0	0	0	0	0.0

# 15 ANSLEY ALMONOR

Sr. | Forward | 6-7 | 232 | Spring Valley, N.Y. | Fairleigh Dickinson



## 2024-25 SEASON/CAREER HIGHS\*

<b>Points</b>	Season	12, GEORGIA STATE (11/29/24)
	Career	30, at Le Moyne (2/24/24)
<b>Rebounds</b>	Season	4, 2x, last GEORGIA ST. (11/29/24)
	Career	10, at Buffalo (11/6/23)
<b>Field Goals</b>	Season	5, WRIGHT STATE (11/4/24)
	Career	11, vs. Jacksonville (11/25/23)
<b>Field Goals Attempted</b>	Season	8, BUCKNELL (11/9/24)
	Career	20, vs. Jacksonville (11/25/23)
<b>3-Point Field Goals</b>	Season	2, 3x, last GEORGIA ST. (11/29/24)
	Career	6, 5x last at C. Connecticut (1/25/24)
<b>3-Point Field Goals Attempted</b>	Season	6, BUCKNELL (11/9/24)
	Career	12, 2x last at C. Connecticut (1/25/24)
<b>Free Throws</b>	Season	3, LIPSCOMB (11/19/24)
	Career	9, at Stonehill (1/19/24)
<b>Free Throws Attempted</b>	Season	3, LIPSCOMB (11/19/24)
	Career	9, at Stonehill (1/19/24)
<b>Assists</b>	Season	1, 3x, last WKU (11/26/24)
	Career	4, 5x last at Sacred Heart (2/22/24)
<b>Steals</b>	Season	2, 2x, last at Clemson (12/3/24)
	Career	2, 7x, last GEORGIA ST. (11/29/24)
<b>Blocked Shots</b>	Season	2, BUCKNELL (11/9/24)
	Career	3, 3x last at Long Island (2/15/24)
<b>Minutes Played</b>	Season	24, GEORGIA STATE (11/29/24)
	Career	39, at Long Island (2/15/24)

MISCELLANEOUS	2024-25	CAREER*
Dunks	0	6
Double-Figure Scoring Games	3	56
Double-Figure Rebounding Games	0	1
Games With Double-Double	0	0
Games Led UK in Scoring	0	26
Games Led UK in Rebounding	0	12
Games Led UK in Assists	0	8
Games Led UK in Steals	1	5
Games Led UK in Blocks	1	35
Games With 3+ Assists	0	15
Games With 3+ Blocks	0	3
Games With 3+ Steals	0	0
Games With 3+ Three-Pointers	0	34

\*includes Fairleigh Dickinson statistics

- Played a season-high 24 minutes against Georgia State, scoring a season-high 12 points on 4-of-5 shooting and hitting two 3s. He also had two swipes, his first steals of the season
- Scored 10 points and had two made 3s in win over Jackson State
- Has made at least one 3-pointer in 28 straight games
- Tallied nine points and led the Cats with two blocks vs. Bucknell
- Was one of six Wildcats in double-figures in season-opening win over Wright State, finishing with 11 points on 5-of-7 shooting
- Spent first three seasons of college career at Fairleigh Dickinson where he was a 1,000-point scorer
- First-Team All-NEC in 2023-24 averaging 16.4 points per game and draining 93 3-pointers, tying a single-season FDU record and leading the conference in made threes
- Was the NEC's Most Improved Player, a Third Team All-NEC selection and a member of the NEC All-Tournament Team in 2022-23
- Was part of FDU team that became just the second-ever No. 16 seed to knock off a No. 1 seed in the NCAA Tournament as the Knights beat Purdue in the first round of the 2023 NCAA Tournament
- Made 180 threes while at Fairleigh Dickinson, the fourth most in program history

## Game-By-Game Statistics

Opponent	Date	GS	Min	FG-A	Pct.	3FG-A	Pct.	FT-A	Pct.	Off-Def-Tot	PF	Ast	TO	Blk	Stl	Pts
WRIGHT STATE	11/4		13	5-7	.714	1-3	.333	0-0	.000	0-2-2	1	1	0	0	0	11
BUCKNELL	11/9		14	3-8	.375	2-6	.333	1-2	.500	4-0-4	0	0	0	2	0	9
vs. Duke	11/12		10	1-2	.500	1-2	.500	0-0	.000	0-0-0	1	1	0	0	0	3
LIPSCOMB	11/19		12	1-2	.500	1-2	.500	3-3	1.000	0-2-2	2	0	0	0	0	6
JACKSON STATE	11/22		15	3-6	.500	2-5	.400	2-2	1.000	0-3-3	2	0	1	0	0	10
WKU	11/26		7	0-1	.000	0-0	.000	0-0	.000	1-0-1	0	1	0	0	0	0
GEORGIA STATE	11/29		24	4-5	.800	2-3	.667	2-2	1.000	1-3-4	3	0	0	0	2	12
at Clemson	12/3		13	1-4	.250	0-2	.000	0-0	.000	0-0-0	1	0	1	0	2	2


## Career Statistics

Year	GP-GS	Min-Avg	FG-FGA	Pct	3FG-FGA	Pct	FT-FTA	Pct	Off-Def-Tot-Avg	PF-FO	Ast	TO	Blk	Stl	Pts	Avg
2021-22	24-4	232-9.7	30-63	.476	12-35	.343	11-15	.733	12-29-41-1.7	23-0	6	9	4	3	83	3.5
2022-23	36-34	1003-27.9	173-399	.434	75-197	.381	68-79	.861	53-119-172-4.8	106-4	49	60	24	20	489	13.6
2023-24	32-31	1025-32.0	178-408	.436	93-236	.394	76-95	.800	28-134-162-5.1	72-0	54	50	22	15	525	16.4
2024-25	8-0	107-13.4	18-35	.514	9-23	.391	8-9	.889	6-10-16-2.0	10-0	3	2	2	4	53	6.6
<b>TOTAL</b>	<b>100-69</b>	<b>2368-23.7</b>	<b>399-905</b>	<b>.441</b>	<b>189-491</b>	<b>.385</b>	<b>163-198</b>	<b>.823</b>	<b>99-292-391-3.9</b>	<b>211-4</b>	<b>112</b>	<b>121</b>	<b>52</b>	<b>42</b>	<b>1150</b>	<b>11.5</b>



# WALKER HORN

Jr. | Guard | 6-3 | 183 | Austin, Texas | Westlake HS



### 2024-25 SEASON/CAREER HIGHS

<b>Points</b>		
Season	-	
Career	-	
<b>Rebounds</b>		
Season	-	
Career	1, S. CAROLINA ST. (11/17/22)	
<b>Field Goals</b>		
Season	-	
Career	-	
<b>Field Goals Attempted</b>		
Season	-	
Career	1, NORTH FLORIDA (11/23/22)	
<b>3-Point Field Goals</b>		
Season	-	
Career	-	
<b>3-Point Field Goals Attempted</b>		
Season	-	
Career	1, NORTH FLORIDA (11/23/22)	
<b>Free Throws</b>		
Season	-	
Career	-	
<b>Free Throws Attempted</b>		
Season	-	
Career	-	
<b>Assists</b>		
Season	-	
Career	1, S. CAROLINA ST. (11/17/22)	
<b>Steals</b>		
Season	-	
Career	-	
<b>Blocked Shots</b>		
Season	-	
Career	-	
<b>Minutes Played</b>		
Season	1, 2x, last JACKSON ST. (11/22/24)	
Career	2, 5x, last at Louisville (12/21/23)	
<b>MISCELLANEOUS</b>	<b>2024-25</b> <b>CAREER*</b>	
Dunks	0	0
Double-Figure Scoring Games	0	0
Double-Figure Rebounding Games	0	0
Games With Double-Double	0	0
Games Led UK in Scoring	0	0
Games Led UK in Rebounding	0	0
Games Led UK in Assists	0	0
Games Led UK in Steals	0	0
Games Led UK in Blocks	0	0
Games With 3+ Assists	0	0
Games With 3+ Blocks	0	0
Games With 3+ Steals	0	0
Games With 3+ Three-Pointers	0	0

- Played final minute vs. Jackson State
- Played final minute in win over Wright State to begin the season
- Contributed an assist against Minnesota State in exhibition win
- Dished out an assist and snared a steal in two minutes of exhibition vs. Kentucky Wesleyan
- One of two returning members from the 2023-24 roster
- Has appeared in eight games in college career including four last season
- Son of Darrin Horn, the current head men's basketball coach at Northern Kentucky University
- State semifinalist at Westlake as a senior, helping team to a 38-2 record while averaging 9.3 points, 5.2 assists and 2.4 rebounds
- Graduated high school cum laude and was a recipient of a Kentucky Provost Academic Scholarship

### Game-By-Game Statistics

Opponent	Date	GS	Min	FG-A	Pct.	3FG-A	Pct.	FT-A	Pct.	Off-Def-Tot	PF	Ast	TO	Blk	Stl	Pts
WRIGHT STATE	11/4	1		0-0	.000	0-0	.000	0-0	.000	0-0-0	0	0	0	0	0	0
BUCKNELL	11/9		DNP													
vs. Duke	11/12		DNP													
LIPSCOMB	11/19		DNP													
JACKSON STATE	11/22	1		0-0	.000	0-0	.000	0-0	.000	0-0-0	0	0	0	0	0	0
WKU	11/26		DNP													
GEORGIA STATE	11/29		DNP													
at Clemson	12/3		DNP													

### Career Statistics

Year	GP-GS	Min-Avg	FG-FGA	Pct	3FG-FGA	Pct	FT-FTA	Pct	Off-Def-Tot-Avg	PF-FO	Ast	TO	Blk	Stl	Pts	Avg
2022-23	4-0	8-2.0	0-1	.000	0-1	.000	0-0	.000	0-1-1-0.3	1-0	1	4	0	0	0	0.0
2023-24	4-0	3-0.8	0-0	.000	0-0	.000	0-0	.000	0-0-0-0.0	0-0	0	0	0	0	0	0.0
2024-25	2-0	2-1.0	0-0	.000	0-0	.000	0-0	.000	0-0-0-0.0	0-0	0	0	0	0	0	0.0
<b>TOTAL</b>	<b>10-0</b>	<b>13-1.3</b>	<b>0-1</b>	<b>.000</b>	<b>0-1</b>	<b>.000</b>	<b>0-0</b>	<b>.000</b>	<b>0-1-1-0.1</b>	<b>1-0</b>	<b>1</b>	<b>4</b>	<b>0</b>	<b>0</b>	<b>0</b>	<b>0.0</b>



# 22 AMARI WILLIAMS

Gr. | Center | 7-0 | 265 | Nottingham, England | Drexel



## 2024-25 SEASON/CAREER HIGHS\*

<b>Points</b>		
Season	14, GEORGIA STATE (11/29/24)	
Career	23, at Elon (1/28/23)	
<b>Rebounds</b>		
Season	14, BUCKNELL (11/9/24)	
Career	19, UNC WILMINGTON (2/24/22)	
<b>Field Goals</b>		
Season	5, 2x last BUCKNELL (11/9/24)	
Career	9, 2x last at Col. of Charleston (2/10/24)	
<b>Field Goals Attempted</b>		
Season	12, vs. Duke (11/12/24)	
Career	18, at College of Charleston (2/10/24)	
<b>3-Point Field Goals</b>		
Season	-	
Career	1, 8x last vs. Villanova (12/2/23)	
<b>3-Point Field Goals Attempted</b>		
Season	-	
Career	3, at Northeastern (1/14/23)	
<b>Free Throws</b>		
Season	6, 2x, last GEORGIA ST. (11/29/24)	
Career	9, 2x last MONMOUTH (1/18/24)	
<b>Free Throws Attempted</b>		
Season	10, WKU (11/26/24)	
Career	13, MONMOUTH (1/18/24)	
<b>Assists</b>		
Season	3, 4x, last GEORGIA ST. (11/29/24)	
Career	6, PENN ST.-GR. ALLEGHENY (12/18/23)	
<b>Steals</b>		
Season	1, 3x, last at Clemson (12/3/24)	
Career	4, 2x last LAFAYETTE (11/30/22)	
<b>Blocked Shots</b>		
Season	4, WKU (11/26/24)	
Career	6, 3x last at Old Dominion (11/26/23)	
<b>Minutes Played</b>		
Season	28, at Clemson (12/3/24)	
Career	35, 2x last TOWSON (2/11/23)	
<b>MISCELLANEOUS</b>		
	<b>2024-25</b>	<b>CAREER*</b>
Dunks	10	98
Double-Figure Scoring Games	4	67
Double-Figure Rebounding Games	5	35
Games With Double-Double	2	26
Games Led UK in Scoring	0	27
Games Led UK in Rebounding	7	69
Games Led UK in Assists	1	17
Games Led UK in Steals	0	35
Games Led UK in Blocks	5	81
Games With 3+ Assists	4	31
Games With 3+ Blocks	2	31
Games With 3+ Steals	0	6
Games With 3+ Three-Pointers	0	0
<i>*includes Drexel statistics</i>		

- Had nine points, 11 rebounds, three blocks and two assists at Clemson
- Tallied a season-high 14 points, all in the second half, in win against Georgia State. He also added six rebounds and three assists and was a perfect 6 of 6 from the charity stripe in the win
- Has led or co-led the team in rebounds in every game this season
- Posted eight points, 10 rebounds, four blocks and three steals vs. WKU
- Grabbed eight rebounds vs. Jackson State and blocked two shots while adding three assists
- Registered his third game with double-digit boards, snaring 11 and adding nine points in the win over Lipscomb
- Had a team-best eight rebounds, while also scoring 10 points and swatting two shots in win over No. 6 Duke
- Notched a second double-double with 13 points and 14 rebounds in the win over Bucknell
- Registered a double-double in UK debut, going for 12 points and 13 rebounds vs. Wright State
- Played four seasons at Drexel where he was the first ever player to be named CAA Defensive Player of the Year in three straight seasons (2022, 2023, 2024) and a 1,000-point scorer
- First Team All-CAA in 2023-24 after averaging 12.2 points, 7.8 rebounds and 1.8 blocks
- First Team All-CAA pick in 2022-23 when he averaged a career-best 13.7 points per game to go along with 69 assists, 67 blocks and 41 steals
- Finished Drexel career with 186 blocks, fifth all-time in school history
- Third Team All-CAA in 2021-22 as a sophomore

## Game-By-Game Statistics

Opponent	Date	GS	Min	FG-A	Pct.	3FG-A	Pct.	FT-A	Pct.	Off-Def-Tot	PF	Ast	TO	Blk	Stl	Pts
WRIGHT STATE	11/4	*	20	5-6	.833	0-0	.000	2-6	.333	1-12-13	2	3	4	1	1	12
BUCKNELL	11/9	*	20	5-8	.625	0-0	.000	3-5	.600	5-9-14	1	2	5	1	0	13
vs. Duke	11/12	*	20	3-12	.250	0-0	.000	4-5	.800	3-5-8	0	2	1	2	0	10
LIPSCOMB	11/19	*	20	4-5	.800	0-0	.000	1-3	.333	3-8-11	1	2	2	2	0	9
JACKSON STATE	11/22	*	17	2-3	.667	0-0	.000	0-0	.000	1-7-8	0	3	0	2	0	4
WKU	11/26	*	19	1-4	.250	0-0	.000	6-10	.600	2-8-10	2	3	6	4	0	8
GEORGIA STATE	11/29	*	20	4-6	.667	0-0	.000	6-6	1.000	2-4-6	3	3	1	0	1	14
at Clemson	12/3	*	28	4-8	.500	0-0	.000	1-2	.500	2-9-11	3	2	4	3	1	9

## Career Statistics

Year	GP-GS	Min-Avg	FG-FGA	Pct	3FG-FGA	Pct	FT-FTA	Pct	Off-Def-Tot-Avg	PF-FO	Ast	TO	Blk	Stl	Pts	Avg
2020-21	15-0	60-4.0	6-14	.429	0-2	.000	4-7	.571	2-13-15-1.0	8-0	9	5	5	1	16	1.1
2021-22	28-17	577-20.6	98-188	.521	3-6	.500	67-106	.632	63-141-204-7.3	56-2	31	51	57	17	266	9.5
2022-23	30-30	820-27.3	156-298	.523	4-15	.267	94-155	.606	64-200-264-8.8	51-0	69	86	67	41	410	13.7
2023-24	32-32	731-22.8	139-269	.517	1-3	.333	110-168	.655	79-170-249-7.8	45-0	62	76	57	27	389	12.2
2024-25	8-8	163-20.4	28-52	.538	0-0	.000	23-37	.622	19-62-81-10.1	12-0	20	23	15	3	79	9.9
<b>TOTAL</b>	<b>113-87</b>	<b>2354-20.8</b>	<b>427-821</b>	<b>.520</b>	<b>8-26</b>	<b>.308</b>	<b>298-473</b>	<b>.630</b>	<b>227-586-813-7.2</b>	<b>172-2</b>	<b>191</b>	<b>241</b>	<b>201</b>	<b>89</b>	<b>1160</b>	<b>10.3</b>

# 77 KERR KRIISA

Sr. | Guard | 6-3 | 190 | Tartu, Estonia | West Virginia



## 2024-25 SEASON/CAREER HIGHS\*

<b>Points</b>		
Season	9, GEORGIA STATE (11/29/24)	
Career	25, at Kansas State (2/26/24)	
<b>Rebounds</b>		
Season	4, 2x, last WKU (11/26/24)	
Career	11, SOUTHERN (11/11/22)	
<b>Field Goals</b>		
Season	2, 4x, last GEORGIA ST. (11/29/24)	
Career	8, 2x last at Kansas State (2/26/24)	
<b>Field Goals Attempted</b>		
Season	9, vs. Duke (11/12/24)	
Career	20, at Kansas State (2/26/24)	
<b>3-Point Field Goals</b>		
Season	2, 3x, last WKU (11/26/24)	
Career	7, at Utah (2/24/22)	
<b>3-Point Field Goals Attempted</b>		
Season	7, vs. Duke (11/12/24)	
Career	15, vs. UMass (12/16/23)	
<b>Free Throws</b>		
Season	4, GEORGIA STATE (11/29/24)	
Career	6, 3x last at Arizona State (12/31/22)	
<b>Free Throws Attempted</b>		
Season	4, GEORGIA STATE (11/29/24)	
Career	7, at Arizona State (12/31/22)	
<b>Assists</b>		
Season	12, BUCKNELL (11/9/24)	
Career	12, 2x last BUCKNELL (11/9/24)	
<b>Steals</b>		
Season	1, 4x last at Clemson (12/3/24)	
Career	4, vs. Michigan (11/21/21)	
<b>Blocked Shots</b>		
Season	1, 2x, last JACKSON ST. (11/22/24)	
Career	1, 7x last JACKSON ST. (11/22/24)	
<b>Minutes Played</b>		
Season	21, 2x, last at Clemson (12/3/24)	
Career	40, at Kansas State (2/26/24)	
<b>MISCELLANEOUS</b>	<b>2024-25</b>	<b>CAREER*</b>
Dunks	0	0
Double-Figure Scoring Games	0	47
Double-Figure Rebounding Games	0	2
Games With Double-Double	0	4
Games Led UK in Scoring	0	10
Games Led UK in Rebounding	0	3
Games Led UK in Assists	4	62
Games Led UK in Steals	1	23
Games Led UK in Blocks	0	0
Games With 3+ Assists	4	79
Games With 3+ Blocks	0	0
Games With 3+ Steals	0	5
Games With 3+ Three-Pointers	0	42
*includes Arizona/West Virginia statistics		

- Registered a season-high nine points in win over Georgia State while also dishing out four assists
- Tallied eight points and four rebounds vs. WKU
- Had team-leading seven assists in win over Jackson State
- Hit a pair of 3-point shots to help Wildcats defeat No. 6 Duke in Championships Classic
- Drained a pair of 3s to couple with a game-high and career-high-tying 12 assists against Bucknell
- Shared team lead with five assists in season-opener vs. Wright State
- Played at West Virginia in 2023-24, averaging 11.0 points and 4.7 assists per game while hitting 61 3s at a 42.4% clip
- Played first three seasons of college career at Arizona
- Led the Pac-12 in total assists in back-to-back seasons (2022 and 2023), the first Pac-12 player to do so since Brandon Granville of USC in 2000 and 2001
- Had two triple-doubles while at Arizona, one of five players in Pac-12 history to record multiple triple-doubles
- First career triple-double came on Feb. 24, 2022 against Utah when he totaled 21 points, 10 rebounds and 10 assists. Posted second career triple-double on Nov. 11, 2022 against Southern with 14 points, 12 assists and 11 rebounds

## Game-By-Game Statistics

Opponent	Date	GS	Min	FG-A	Pct.	3FG-A	Pct.	FT-A	Pct.	Off-Def-Tot	PF	Ast	TO	Blk	Stl	Pts
WRIGHT STATE	11/4		14	0-2	.000	0-2	.000	0-0	.000	1-0-1	0	5	1	0	1	0
BUCKNELL	11/9		21	2-5	.400	2-5	.400	0-0	.000	1-3-4	2	12	2	1	0	6
vs. Duke	11/12		17	2-9	.222	2-7	.286	0-0	.000	0-2-2	2	0	0	0	0	6
LIPSCOMB	11/19		16	1-3	.333	1-3	.333	0-0	.000	0-1-1	1	2	1	0	1	3
JACKSON STATE	11/22		12	0-2	.000	0-2	.000	0-0	.000	0-3-3	0	7	3	1	0	0
WKU	11/26		12	2-5	.400	2-5	.400	2-2	1.000	1-3-4	3	0	1	0	0	8
GEORGIA STATE	11/29		16	2-6	.333	1-5	.200	4-4	1.000	0-2-2	0	4	0	0	1	9
at Clemson	12/3		21	0-4	.000	0-4	.000	0-1	.000	0-2-2	0	0	0	0	1	0

## Career Statistics

Year	GP-GS	Min-Avg	FG-FGA	Pct	3FG-FGA	Pct	FT-FTA	Pct	Off-Def-Tot-Avg	PF-FO	Ast	TO	Blk	Stl	Pts	Avg
2020-21	8-5	185-23.1	14-42	.333	14-38	.368	2-2	1.000	1-3-4-0.5	12-0	19	10	0	3	44	5.5
2021-22	33-31	975-29.5	100-287	.348	80-238	.336	40-49	.816	17-67-84-2.5	59-1	155	72	3	19	320	9.7
2022-23	35-34	1090-31.2	109-293	.372	83-227	.366	46-60	.767	12-71-83-2.4	82-2	180	91	1	20	347	9.9
2023-24	23-23	768-33.4	81-189	.429	61-144	.424	31-40	.775	1-56-57-2.5	58-2	109	67	1	19	254	11.0
2024-25	8-0	130-16.3	9-36	.250	8-33	.242	6-7	.857	3-16-19-2.4	8-0	30	8	2	4	32	4.0
<b>TOTAL</b>	<b>107-93</b>	<b>3148-29.4</b>	<b>313-847</b>	<b>.370</b>	<b>246-680</b>	<b>.362</b>	<b>125-158</b>	<b>.791</b>	<b>34-213-247-2.3</b>	<b>219-5</b>	<b>493</b>	<b>248</b>	<b>7</b>	<b>65</b>	<b>997</b>	<b>9.3</b>

# BOX SCORES

## GAME 1 #23/23 KENTUCKY 103, WRIGHT STATE 62



Official Basketball Box Score - Final  
Wright St. at Kentucky  
11/09/24 Rupp Arena, Lexington  
2024-25 Men's Basketball

Game Time: 7:00 PM  
Game Duration: 1:54  
Attendance: 19,655

Officials: Todd Austin, Jason Baker, Michael Wallace

NO.	Name	Min	FG		3P		FT		Rebounds		Fouls		TP	AS	TO	ST	Blocks		+/-
			M-A	M-A	M-A	M-A	OR	DR	OR	DR	PF	FD					BS	BA	
14	Brandon Noel	F 33:30	8-21	1-8	3-3	2	6	8	0	4	20	0	2	1	0	0	0	-32	
33	Michael Imaiegbe	F 12:45	0-2	0-0	1-2	1	1	2	1	2	1	1	0	0	0	0	0	-14	
3	Alex Hubregtse	G 33:54	6-12	2-7	2-3	0	3	3	1	3	16	2	2	0	0	1	-37		
4	Keaton Norris	G 26:54	0-9	0-3	0-0	1	0	1	3	1	0	3	1	2	0	1	-28		
21	Logan Woods	G 17:38	1-2	0-1	2-2	0	2	2	2	1	4	0	3	0	1	1	-14		
2	Drey Carter	F 17:16	1-3	1-2	0-0	1	0	1	1	0	0	3	1	0	1	0	-18		
13	Solomon Callaghan	18:26	7-9	1-3	0-0	0	2	2	1	1	15	0	1	0	0	0	-18		
22	Andrew Welage	14:04	1-6	0-3	0-0	3	1	4	1	0	2	1	1	0	0	1	-14		
23	Jack Doumbia	10:36	0-2	0-0	0-0	2	2	2	2	0	0	2	0	0	0	0	-19		
51	Andy Davis	12:47	0-1	0-0	1-2	2	1	3	1	2	1	0	0	0	0	0	-11		
15	Bradyn Grant	01:05	0-1	0-0	0-0	0	1	1	0	0	0	0	0	0	0	0	0		
24	Ben Southerland	01:05	0-0	0-0	0-0	0	1	1	0	0	0	0	0	0	0	0	0		
Team																			
Totals			24-68	5-27	9-12	11	21	32	12	14	62	8	12	4	1	4	-41		

Technical Fouls:NONE

NO.	Name	Min	FG		3P		FT		Rebounds		Fouls		TP	AS	TO	ST	Blocks		+/-
			M-A	M-A	M-A	M-A	OR	DR	OR	DR	PF	FD					BS	BA	
7	Andrew Carr	F 20:53	3-5	1-2	4-4	0	2	2	1	2	11	3	0	0	0	0	0	32	
22	Amari Williams	F 19:56	5-6	0-0	2-6	1	12	13	3	2	13	3	4	1	1	0	30		
00	Otega Owah	G 27:10	8-9	3-3	2-2	0	3	3	2	1	21	1	0	3	1	0	31		
1	Lamont Butler	G 22:08	6-12	0-2	2-3	1	4	5	2	14	5	1	3	1	0	0	24		
2	Jaxson Robinson	G 21:04	3-6	2-5	0-0	1	4	5	0	1	8	3	1	0	1	0	24		
4	Koby Brea	20:08	7-8	4-4	0-0	2	2	2	0	0	18	2	0	0	0	0	14		
10	Brandon Garrison	18:39	2-6	0-0	2-2	2	4	4	1	6	5	0	2	0	0	1	11		
5	Colin Chandler	14:41	0-1	0-1	2-2	0	0	0	1	2	2	1	0	0	0	0	15		
15	Ansley Almonor	12:54	5-7	1-3	0-0	0	2	2	1	0	11	1	0	0	0	0	6		
77	Kerr Krisia	14:22	0-2	0-2	0-0	1	0	1	0	0	5	1	1	0	0	0	16		
9	Trent Noah	03:30	0-1	0-1	0-0	0	1	1	1	0	0	0	0	0	0	0	1		
11	Travis Perry	03:30	0-2	0-1	0-0	1	1	2	0	0	0	0	0	0	0	1	1		
21	Walker Horn	01:05	0-0	0-0	0-0	0	0	0	0	0	0	0	0	0	0	0	0		
Team																			
Totals			39-65	11-24	14-19	7	34	41	14	12	103	30	7	11	4	1	-41		

Technical Fouls:NONE

Biggest lead	WSU		UKY		Points from Turnovers	WSU		UKY		Period by Period Scoring	1st	2nd	TOT			
	0 (1 <sup>st</sup> 20:00)	44 (2 <sup>nd</sup> 4:57)	14 (2 <sup>nd</sup> 15:12)	0		26	56	10	8					24	38	62
Best Scoring Run	5 (2 <sup>nd</sup> 3:30)		14 (2 <sup>nd</sup> 15:12)		Paint	26		56		UKY	46		57		103	
Lead Changes	0		0		Second Chance	10		8		46		57		103		
Times Tied	1		1		Fast Breaks	5		36		46		57		103		
Time with Lead	00:00		39:44		Bench	21		37		46		57		103		

## GAME 2 #23/23 KENTUCKY 100, BUCKNELL 72



Official Basketball Box Score - Final  
Bucknell at Kentucky  
11/09/24 Rupp Arena, Lexington  
2024-25 Men's Basketball

Game Time: 4:00 PM  
Game Duration: 1:52  
Attendance: 20,048

Officials: Vladimir Voyard-Tadai, Garrick Shannon, Tony Chiazza

NO.	Name	Min	FG		3P		FT		Rebounds		Fouls		TP	AS	TO	ST	Blocks		+/-
			M-A	M-A	M-A	M-A	OR	DR	OR	DR	PF	FD					BS	BA	
1	Ian Motta	F 25:35	7-14	3-5	1-2	1	2	3	2	18	2	2	2	0	0	0	0	-7	
22	Ruoh Bijek	F 03:56	0-2	0-0	0-0	0	0	0	0	0	0	0	0	0	0	0	0	-7	
3	Noah Williams	C 23:59	3-12	1-8	0-0	5	5	3	1	7	2	2	1	1	0	0	-15		
5	Elvin Edmonds IV	G 28:17	3-9	2-5	0-0	2	2	0	4	8	5	2	0	0	0	0	-17		
13	Josh Bascoe	G 30:29	6-12	2-5	1-1	4	4	5	1	4	15	2	2	0	0	1	-19		
23	Pip Ajayi	17:17	2-4	0-0	0-0	5	4	9	1	0	4	1	0	1	0	0	-15		
2	Jayden Williams	16:14	1-6	0-1	0-0	0	0	0	1	0	2	2	2	0	0	1	-12		
24	Achille Spadone	20:52	2-5	1-2	0-3	1	5	6	1	1	5	0	0	1	0	0	-8		
10	Brandon McCreesh	17:13	2-5	1-3	0-0	0	1	1	1	0	5	3	2	2	0	1	-19		
11	Brady Muller	07:25	1-1	1-1	0-0	0	0	0	0	1	0	3	1	1	0	1	-8		
4	Josh Fulton	04:17	1-1	0-0	0-0	0	0	0	0	0	0	2	0	0	0	0	-3		
0	Patrick O'Brien	03:11	1-2	1-1	0-0	1	0	1	2	0	3	0	1	1	0	0	-4		
32	Kellen Welch	01:15	0-0	0-0	0-0	0	0	0	0	0	0	0	0	0	0	0	-1		
Team										3	0	3	0	0	1				
Totals			29-73	12-33	2-6	12	23	35	14	12	72	18	14	8	1	6	-28		

Technical Fouls:NONE

NO.	Name	Min	FG		3P		FT		Rebounds		Fouls		TP	AS	TO	ST	Blocks		+/-
			M-A	M-A	M-A	M-A	OR	DR	OR	DR	PF	FD					BS	BA	
7	Andrew Carr	F 19:41	5-6	0-0	1-1	3	0	3	2	3	11	0	3	0	1	0	17		
22	Amari Williams	F 19:55	5-8	0-0	3-5	5	9	14	4	13	2	5	0	1	0	15			
00	Otega Owah	G 18:57	4-11	0-4	2-3	1	4	5	1	2	10	1	0	2	0	2			
1	Lamont Butler	G 18:53	2-6	0-1	2-2	1	0	1	2	1	6	1	2	0	0	7			
2	Jaxson Robinson	G 24:18	6-14	2-8	0-1	1	3	4	2	1	14	1	0	2	0	0			
4	Koby Brea	25:35	7-11	6-8	0-0	1	5	6	1	1	20	2	0	1	0	19			
10	Brandon Garrison	18:51	2-6	0-1	2-2	3	2	5	1	1	6	3	0	0	1	13			
77	Kerr Krisia	21:12	2-5	2-5	0-0	1	3	4	2	0	6	12	2	0	1	20			
15	Ansley Almonor	13:50	3-8	2-6	1-2	4	0	4	1	1	9	0	0	2	0	12			
5	Colin Chandler	11:20	2-3	1-2	0-0	0	2	0	0	0	7	0	2	0	0	17			
9	Trent Noah	04:17	0-1	0-1	0-0	0	1	1	0	0	0	1	1	0	0	3			
11	Travis Perry	03:11	0-0	0-0	0-0	0	0	0	0	0	0	1	1	0	0	4			
Team										2	6	8	0	0	0				
Totals			38-79	13-36	11-16	22	35	57	13	14	100	23	15	9	6	1	28		

Technical Fouls:Williams 2<sup>nd</sup>3:11

Biggest lead	BUC		UKY		Points from Turnovers	BUC		UKY		Period by Period Scoring	1st	2nd	TOT		
	2 (1 <sup>st</sup> 18:35)	29 (2 <sup>nd</sup> 1:06)	14 <td>22</td> <th>28<td>50</td><th>24<td>72</td><th>47<td>53</td><td>100</td></th></th></th>	22		28 <td>50</td> <th>24<td>72</td><th>47<td>53</td><td>100</td></th></th>	50	24 <td>72</td> <th>47<td>53</td><td>100</td></th>	72					47 <td>53</td> <td>100</td>	53
Best Scoring Run	7 (1 <sup>st</sup> 4:37)		9 (1 <sup>st</sup> 16:15)		Paint	28		50		24		72			
Lead Changes	2		2		Second Chance	11		19		47		53		100	
Times Tied	1		1		Fast Breaks	15		24		47		53		100	
Time with Lead	00:15		38:09		Bench	24		46		47		53		100	

## GAME 3 #19/18 KENTUCKY 77, #6/6 DUKE 72



Official Basketball Box Score - Final  
Duke at Kentucky  
11/15/24 State Farm Arena, Atlanta  
2024-25 Men's Basketball

Game Time: 9:00 PM  
Game Duration: 2:20  
Attendance: 16,107

Officials: Joe Lindsay, Ron Groover, Courtney Green

NO.	Name	Min	FG		3P		FT		Rebounds		Fouls		TP	AS	TO	ST	Blocks		+/-
			M-A	M-A	M-A	M-A	OR	DR	OR	DR	PF	FD					BS	BA	
2	Cooper Flagg	F 31:56	9-19	1-5	7-9	0	11	11	2	9	26	2	3	0	2	2	-8		
9	Khaman Maluach	C 22:41	5-5	0-0	0-0	3	4	7	3	0	10	2	1	0	2	2	10		
1	Caleb Foster	G 28:34	2-10	0-5	0-1	1	3	4	3	2	4	4	2	2	0	1	2		
5	Tyrese Proctor	G 36:04	4-9	2-5	2-3	0	3	3	3	2	12	2	0	1	0	0	-9		
7	Kon Knueppel	G 36:53	5-20	1-8	3-4	1	4	5	3	5	14	3	1	1	0	4	-5		
6	Malik Brown	16:53	0-1	0-0	0-0	4	3	7	3	0	0	1	2	1	0	0	-8		
14	Sion James	13:03	2-4	0-0	0-0	0	2	2	1	0	4	1	0	0	0	0	-1		
18	Mason Gillis	13:56	1-3	0-1	0-0	1	2	3	1	0	2	0	0	0	0	1	0		
Team																			
Totals			28-71	4-24	12-17	11	33	44	19	18	72	12	7	6	6	8	-5		

Technical Fouls:NONE

NO.	Name	Min	FG		3P		FT		Rebounds		Fouls		TP	AS	TO	ST	Blocks		+/-
			M-A	M-A	M-A	M-A	OR	DR	OR	DR	PF	FD					BS	BA	
7	Andrew Carr	F 30:09	5-8	2-3	5-6	2	4	6	2	6	17	3	2	0	1	1	9		

# BOX SCORES

## GAME 5

### #9/11 KENTUCKY 108, JACKSON STATE 59



Official Basketball Box Score - Final  
**Jackson St. at Kentucky**  
11/26/24 Rupp Arena, Lexington  
2024-25 Men's Basketball

Game Time: 7:00 PM  
Game Duration: 1:48  
Attendance: 19,961

Officials: Jason Baker, Shaun Seales, Michael Swoboda

Jackson St. - 59

Record: 0-6

NO. Name	Min	FG		3P		FT		Rebounds		Fouls		TP	AS	TO	ST	Blocks		+/-
		M/A	M/A	M/A	M/A	OR	DR	PF	FD	BS	BA							
3 Jayme Mitchell Jr.	22:36	2-9	2-6	1-2	0	4	4	0	1	7	1	2	0	1	0	0	-39	
7 Shannon Grant	25:13	3-5	0-0	2-4	1	4	5	3	3	8	0	3	0	1	0	0	-28	
13 Romelle Mansel	28:43	4-11	1-2	0-1	3	5	8	0	1	9	0	3	1	1	0	0	-34	
1 Dorian McMillian	29:31	5-10	1-2	0-0	2	0	2	0	1	11	3	1	0	0	2	0	-38	
21 Marcus Watson Jr.	28:48	6-10	0-1	0-0	0	2	2	3	0	12	1	3	2	0	2	0	-38	
0 Tamarion Hoover	14:49	1-6	0-2	3-3	1	2	3	1	1	5	0	0	0	0	0	0	-18	
14 Dylan Canoville	14:47	2-6	0-0	3-8	2	4	6	1	4	7	0	0	2	0	3	0	-21	
20 Juan Reyna III	20:13	0-11	0-7	0-0	0	1	1	1	0	0	0	2	0	0	0	0	-18	
12 Delyle Williams	07:40	0-1	0-1	0-0	1	1	2	1	0	0	0	1	0	0	0	0	-8	
55 Cowandric Samuel	07:40	0-0	0-0	0-0	0	0	1	1	0	0	0	1	0	0	0	0	-8	
Team					3	3	6	0	0	0	0	1	0	0	0	0		
Totals	23:69	4-21	9-18	13	27	40	10	11	59	6	17	5	3	9	49			

Technical Fouls:NONE

Kentucky - 108

Record: 5-0

NO. Name	Min	FG		3P		FT		Rebounds		Fouls		TP	AS	TO	ST	Blocks		+/-
		M/A	M/A	M/A	M/A	OR	DR	PF	FD	BS	BA							
7 Andrew Carr	24:07	3-4	0-1	0-0	1	5	6	2	2	6	5	0	2	0	0	0	21	
22 Amari Williams	17:20	2-3	0-0	0-0	1	7	8	0	0	4	3	0	0	0	2	0	25	
00 Otega Oweh	19:39	6-12	1-4	4-4	0	1	1	2	2	21	2	0	3	0	2	20	20	
1 Lamont Butler	22:02	5-7	1-2	0-0	0	4	4	1	2	11	5	1	3	0	1	25		
2 Jaxson Robinson	21:50	5-13	4-10	0-0	0	1	1	1	0	14	1	1	1	0	0	21		
4 Kobay Brea	22:40	8-11	5-8	1-2	1	2	1	1	22	0	0	1	0	0	0	18		
10 Brandon Garrison	22:40	3-7	0-2	0-0	1	7	8	1	0	6	2	3	3	0	0	24		
15 Anasley Almonor	15:02	3-6	2-5	2-2	0	3	3	2	1	10	0	1	0	0	0	28		
77 Kerr Krisia	12:08	0-2	0-2	0-0	0	3	3	0	0	7	3	0	1	0	1	15		
5 Collin Chandler	12:46	2-3	2-3	0-0	2	2	1	0	6	0	1	1	1	0	0	29		
11 Travis Perry	05:50	1-2	1-1	2-2	0	1	1	0	2	5	0	0	0	0	0	9		
9 Trent Noah	02:55	1-1	1-1	0-0	0	0	0	0	3	0	0	0	1	0	0	10		
21 Walker Horn	00:51	0-0	0-0	0-0	0	0	0	0	0	0	0	0	0	0	0	0		
Team					0	2	2	0	0	0	0	0	0	0	0	0		
Totals	41:71	17-39	9-10	4	37	41	11	10	108	29	10	13	9	3	49			

Technical Fouls:NONE

Points from Turnovers	JSU		UKY	
	1st	2nd	1st	2nd
Biggest lead	2 (1 <sup>st</sup> 18:04)	51 (2 <sup>nd</sup> 0:41)		
Best Scoring Run	6 (2 <sup>nd</sup> 3:58)	12 (2 <sup>nd</sup> 0:41)		
Lead Changes	2			
Times Tied	1			
Time with Lead	00:16	38:04		
Period by Period Scoring				
1st	30	29	59	
2nd	54	54	108	

## GAME 6

### #8/8 KENTUCKY 87, WKU 68



Official Basketball Box Score - Final  
**Western Ky. at Kentucky**  
11/26/24 Rupp Arena, Lexington  
2024-25 Men's Basketball

Game Time: 6:30 PM  
Game Duration: 2:17  
Attendance: 20,049

Officials: Brian Dorsey, Keith Kimble, Hunter Allen

Western Ky. - 68

Record: 3-3

NO. Name	Min	FG		3P		FT		Rebounds		Fouls		TP	AS	TO	ST	Blocks		+/-
		M/A	M/A	M/A	M/A	OR	DR	PF	FD	BS	BA							
5 Babacar Faye	22:53	5-7	0-1	6-6	4	2	6	5	3	16	0	3	2	0	1	0	-18	
24 Tyrone Marshall	26:00	1-4	1-3	2-2	0	3	3	4	1	9	2	0	0	0	0	0	-12	
2 Don McHenry	31:33	3-16	1-7	2-2	0	3	8	2	0	2	9	1	0	2	0	0	-11	
4 Kristian Lander	22:59	1-12	0-5	0-0	2	6	8	2	0	2	9	1	0	2	0	0	-9	
23 Enoch Kalambay	26:08	3-7	1-3	3-4	2	6	8	4	2	10	1	2	0	0	0	0	-11	
0 Braxton Bayless	09:51	1-1	0-0	0-1	0	0	0	0	0	1	2	0	0	0	0	0	-11	
1 Blaise Keita	11:27	1-2	0-0	0-0	1	3	4	1	2	0	2	1	0	0	0	0	-10	
3 Jalen Jackson	19:34	1-2	0-0	2-4	0	1	1	3	3	4	0	0	1	0	0	0	-10	
13 Julius Theoford	24:24	5-14	1-6	7-10	2	3	5	1	8	18	0	1	1	0	2	0	-10	
15 Jack Edelen	02:34	0-1	0-1	0-0	0	0	0	0	0	1	0	0	0	0	0	0	-3	
21 Leeroy Odiah	01:54	0-0	0-0	0-0	0	0	0	0	0	0	0	0	0	0	0	0	-1	
22 Jaylen Dorsey	00:21	0-0	0-0	0-0	0	0	0	0	0	0	0	0	0	0	0	0	1	
31 Tyler Olden	00:21	0-0	0-0	0-0	0	0	0	0	0	0	0	0	0	0	0	0	1	
Team					0	1	0	0	0	0	0	0	0	0	0	0		
Totals	21:66	4-26	22-29	12	29	41	29	20	68	7	11	7	3	7	19			

Technical Fouls:NONE

Kentucky - 87

Record: 6-0

NO. Name	Min	FG		3P		FT		Rebounds		Fouls		TP	AS	TO	ST	Blocks		+/-
		M/A	M/A	M/A	M/A	OR	DR	PF	FD	BS	BA							
7 Andrew Carr	29:34	6-8	0-1	6-8	3	7	10	1	7	18	3	0	0	1	0	0	21	
22 Amari Williams	18:54	1-4	0-0	6-10	2	8	10	2	3	8	0	6	0	4	0	0	9	
00 Otega Oweh	32:09	6-14	1-3	5-6	1	3	4	2	3	18	0	1	0	0	0	0	22	
1 Lamont Butler	26:25	3-9	0-3	8-12	3	2	5	3	8	14	4	0	1	0	0	0	19	
2 Jaxson Robinson	32:48	2-9	2-8	2-2	2	4	6	2	1	8	4	0	1	2	0	0	19	
4 Kobay Brea	22:48	3-7	3-7	0-0	0	3	3	4	0	9	0	1	0	0	0	0	14	
10 Brandon Garrison	12:29	2-4	0-1	0-2	0	5	2	1	4	1	1	1	0	0	0	0	-1	
15 Anasley Almonor	06:54	0-1	0-0	0-0	0	1	0	1	0	0	0	0	0	0	0	0	-5	
77 Kerr Krisia	11:47	2-5	2-5	2-2	1	3	4	3	8	0	1	0	0	0	0	0	0	
5 Collin Chandler	04:11	0-1	0-1	0-0	0	0	0	0	0	0	0	0	0	0	0	0	-4	
Team					3	6	0	0	0	0	0	0	0	0	0	0		
Totals	25:62	8-29	29-42	16	38	54	20	29	87	16	11	5	7	3	19			

Technical Fouls:NONE

Points from Turnovers	WKU		UKY	
	1st	2nd	1st	2nd
Biggest lead	3 (1 <sup>st</sup> 18:51)	21 (2 <sup>nd</sup> 1:52)		
Best Scoring Run	8 (1 <sup>st</sup> 1:10)	8 (2 <sup>nd</sup> 19:00)		
Lead Changes	2			
Times Tied	2			
Time with Lead	01:39	36:38		
Period by Period Scoring				
1st	33	35	68	
2nd	45	42	87	

## GAME 7

### #8/8 KENTUCKY 105, GEORGIA STATE 76



Official Basketball Box Score - Final  
**Georgia St. at Kentucky**  
11/29/24 Rupp Arena, Lexington  
2024-25 Men's Basketball

Game Time: 7:00 PM  
Game Duration: 2:04  
Attendance: 19,914

Officials: K.B. Burdett Jr., Rob Rorke, Chris Ford

Georgia St. - 76

Record: 4-4

NO. Name	Min	FG		3P		FT		Rebounds		Fouls		TP	AS	TO	ST	Blocks		+/-
		M/A	M/A	M/A	M/A	OR	DR	PF	FD	BS	BA							
7 Zariqae Nutter	27:34	7-12	1-2	4-7	0	1	1	5	19	3	3	1	2	0	0	0	-12	
33 Nick McMullen	30:15	2-5	1-1	2-2	1	6	7	3	2	7	1	3	1	1	0	0	-24	
4 Cesare Edwards	32:23	8-15	3-3	2-3	2	2	4	3	21	2	2	2	0	0	0	0	-10	
10 Jelani Hamilton	18:46	2-6	2-4	3-5	0	0	0	4	9	0	0	0	0	0	0	0	-12	
11 Toneari Lane	35:54	3-11	2-7	1-2	0	1	1	1	2	9	2	1	1	0	0	0	-35	
22 Malachi Brown	35:42	4-7	2-4	1-1	1	4	5	0	3	11	5	4	2	0	0	0	-27	
2 Justin Archer	12:08	0-0	0-0	0-0	0	5	3	1	0	1	0	1	0	0	0	0	-11	
21 Clash Peters	12:14	0-0	0-0	0-0	0	0	0	0	5	0	0	0	0	0	0	0	-13	
1 Malik Ferguson	02:04	0-0	0-0	0-0	0	0	0	0	0	0	0	0	0	0	0	0	-11	
Team					1	3	4	0	0	0	0	0	0	0	0	0		
Totals	26:56	11-21	13-20	5	22	27	24	18	76	14	18	6	1	2	-29			

Technical Fouls:Nutter 2<sup>nd</sup>12:37Peters 2<sup>nd</sup>12:37

Kentucky - 105

Record: 7-0

NO. Name	Min	FG		3P		FT		Rebounds		Fouls		TP	AS	TO	ST	Blocks		+/-
		M/A	M/A	M/A	M/A	OR	DR	PF	FD	BS	BA							
7 Andrew Carr	32:19	4-7	1-2	1-1	3	5	8	1	4	10	3	1	2	1	0	0	23	
22 Amari Williams	19:32	4-6	0-0	6-6	2	4	6	3	3	14	3	1	1	0	0	0	23	
00 Otega Oweh	31:06	5-8	0-1	2-4	0	2	2	3	2	12	2							



## 2024-25 Kentucky Men's Basketball Combined Team Statistics All games

### Game Records

Record	Overall	Home	Away	Neutral
ALL GAMES	7-1	6-0	0-1	1-0
CONFERENCE	0-0	0-0	0-0	0-0
NON-CONFERENCE	7-1	6-0	0-1	1-0

### Score by Periods

Team	1st	2nd	OT	TOT
Kentucky	350	393	0	743
Opponents	260	287	0	547

### Team Box Score

No.	Player				Total		3-Point		F-Throw		Rebounds											
		GP-GS	MIN	AVG	FG-FGA	FG%	3FG-3FGA	3FG%	FT-FTA	FT%	OFF	DEF	TOT	AVG	PF	DQ	A	TO	BLK	STL	PTS	AVG
00	OWEH, Otega	8-8	195:52	24.5	45-83	.542	9-24	.375	29-37	.784	5	27	32	4.0	19	0	10	7	4	12	128	16.0
1	BUTLER, Lamont	8-8	180:14	22.5	38-69	.551	7-21	.333	20-31	.645	9	16	25	3.1	20	0	31	10	1	12	103	12.9
4	BREA, Koby	8-0	174:60	21.9	36-61	.590	26-43	.605	4-5	.800	2	27	29	3.6	13	0	12	3	3	2	102	12.8
2	ROBINSON, Jaxson	8-8	211:27	26.4	36-83	.434	16-52	.308	8-11	.727	7	24	31	3.9	11	0	11	6	6	5	96	12.0
7	CARR, Andrew	8-8	204:50	25.6	28-50	.560	5-13	.385	19-24	.792	16	29	45	5.6	12	0	20	8	6	4	80	10.0
22	WILLIAMS, Amari	8-8	163:19	20.4	28-52	.538	0-0	.000	23-37	.622	19	62	81	10.1	12	0	20	23	15	3	79	9.9
15	ALMONOR, Ansley	8-0	107:30	13.4	18-35	.514	9-23	.391	8-9	.889	6	10	16	2.0	10	0	3	2	2	4	53	6.6
10	GARRISON, Brandon	7-0	122:49	17.5	18-37	.486	0-5	.000	4-6	.667	10	23	33	4.7	16	0	18	7	7	7	40	5.7
77	KRIISA, Kerr	8-0	130:20	16.3	9-36	.250	8-33	.242	6-7	.857	3	16	19	2.4	8	0	30	8	2	4	32	4.0
5	CHANDLER, Collin	7-0	66:36	9.5	7-15	.467	3-10	.300	3-3	1.000	0	5	5	0.7	5	0	3	4	1	6	20	2.9
11	PERRY, Travis	5-0	20:58	4.2	2-7	.286	1-3	.333	2-2	1.000	1	2	3	0.6	2	0	1	1	0	1	7	1.4
9	NOAH, Trent	5-0	19:09	3.8	1-4	.250	1-4	.250	0-0	.000	0	2	2	0.4	2	0	0	2	1	1	3	0.6
21	HORN, Walker	2-0	01:56	1.0	0-0	.000	0-0	.000	0-0	.000	0	0	0	0.0	0	0	0	0	0	0	0	0.0
Team											12 26 38				2							
<b>Total</b>		<b>8</b>	<b>1600</b>		<b>266-532</b>	<b>.500</b>	<b>85-231</b>	<b>.368</b>	<b>126-172</b>	<b>.733</b>	<b>90</b>	<b>269</b>	<b>359</b>	<b>44.9</b>	<b>130</b>	<b>0</b>	<b>159</b>	<b>83</b>	<b>48</b>	<b>61</b>	<b>743</b>	<b>92.9</b>
<b>Opponents</b>		<b>8</b>	<b>1600</b>		<b>201-535</b>	<b>.376</b>	<b>53-206</b>	<b>.257</b>	<b>92-133</b>	<b>.692</b>	<b>86</b>	<b>205</b>	<b>291</b>	<b>36.4</b>	<b>137</b>	<b>3</b>	<b>91</b>	<b>93</b>	<b>25</b>	<b>46</b>	<b>547</b>	<b>68.4</b>

### Team Statistics

	UK	OPP
<b>Scoring</b>	<b>743</b>	<b>547</b>
Points per game	92.9	68.4
Scoring margin	+24.5	-
<b>Field goals-att</b>	<b>266-532</b>	<b>201-535</b>
Field goal pct	.500	.376
<b>3 point fg-att</b>	<b>85-231</b>	<b>53-206</b>
3-point FG pct	.368	.257
3-pt FG made per game	10.6	6.6
<b>Free throws-att</b>	<b>126-172</b>	<b>92-133</b>
Free throw pct	.733	.692
F-Throws made per game	15.8	11.5
<b>Rebounds</b>	<b>359</b>	<b>291</b>
Rebounds per game	44.9	36.4
Rebounding margin	+8.5	-
<b>Assists</b>	<b>159</b>	<b>91</b>
Assists per game	19.9	11.4
<b>Turnovers</b>	<b>83</b>	<b>93</b>
Turnovers per game	10.4	11.6
Turnover margin	+1.3	-
Assist/turnover ratio	1.9	1.0
<b>Steals</b>	<b>61</b>	<b>46</b>
Steals per game	7.6	5.8
<b>Blocks</b>	<b>48</b>	<b>25</b>
Blocks per game	6.0	3.1
<b>Winning streak</b>	<b>0</b>	<b>-</b>
Home win streak	6	-
<b>Attendance</b>	<b>118921</b>	<b>9000</b>
Home games-Avg/Game	6-19820	1-9000
Neutral site-Avg/Game	-	1-16107

### Team Results

Date	Opponent		Score	Att.
11/04/2024	Wright St.	W	103-62	19635
11/09/2024	Bucknell	W	100-72	20048
11/12/2024	vs Duke	W	77-72	16107
11/19/2024	Lipscomb	W	97-68	19314
11/22/2024	Jackson St.	W	108-59	19961
11/26/2024	Western Ky.	W	87-68	20049
11/29/2024	Georgia St.	W	105-76	19914
12/03/2024	at Clemson	L	66-70	9000



**2024-25 Kentucky Men's Basketball  
Opponents Game-by-Game  
All games**

Opponent	Date	Score		Total		3-Pointers		Free throws		Rebounds										
				FG-FGA	PCT	3FG-3FGA	PCT	FT-FTA	PCT	OFF	DEF	TOT	AVG	PF	A	TO	BLK	STL	PTS	AVG
Wright St.	11/04/2024	103-62	W	24-68	.353	5-27	.185	9-12	.750	11	21	32	32.0	12	8	12	1	4	62	62.0
Bucknell	11/09/2024	100-72	W	29-73	.397	12-33	.364	2-6	.333	12	23	35	33.5	14	18	14	1	8	72	67.0
vs Duke	11/12/2024	77-72	W	28-71	.394	4-24	.167	12-17	.706	11	33	44	37.0	19	12	7	6	6	72	68.7
Lipscomb	11/19/2024	97-68	W	26-67	.388	5-29	.172	11-12	.917	7	21	28	34.8	14	13	6	1	4	68	68.5
Jackson St.	11/22/2024	108-59	W	23-69	.333	4-21	.190	9-18	.500	13	27	40	35.8	10	6	17	3	5	59	66.6
Western Ky.	11/26/2024	87-68	W	21-66	.318	4-26	.154	22-29	.759	12	29	41	36.7	29	7	11	3	7	68	66.8
Georgia St.	11/29/2024	105-76	W	26-56	.464	11-21	.524	13-20	.650	5	22	27	35.3	24	14	18	1	6	76	68.1
at Clemson	12/03/2024	66-70	L	24-65	.369	8-25	.320	14-19	.737	15	29	44	36.4	15	13	8	9	6	70	68.4
<b>Total</b>		<b>547</b>		<b>201-535</b>	<b>.376</b>	<b>53-206</b>	<b>.257</b>	<b>92-133</b>	<b>.692</b>	<b>86</b>	<b>205</b>	<b>291</b>	<b>36.4</b>	<b>137</b>	<b>91</b>	<b>93</b>	<b>25</b>	<b>46</b>	<b>547</b>	<b>68.4</b>
Kentucky		743		266-532	.500	85-231	.368	126-172	.733	90	269	359	44.9	130	159	83	48	61	743	92.9

**Opponents Averages**

Games Played	Points/game	FG Pct	3FG Pct	FT Pct	Rebounds/game	Assists/game	Turnovers/game	Assist/Turnover ratio	Steals/game	Blocks/game
8	68.4	37.6	25.7	69.2	36.4	11.4	11.6	1.0	5.8	3.1



**2024-25 Kentucky Men's Basketball  
Team Game-by-Game  
All games**

Opponent	Date	Score	W	Total		3-Pointers		Free throws		Rebounds										
				FG-FGA	PCT	3FG-3FGA	PCT	FT-FTA	PCT	OFF	DEF	TOT	AVG	PF	A	TO	BLK	STL	PTS	AVG
Wright St.	11/04/2024	103-62	W	39-65	.600	11-24	.458	14-19	.737	7	34	41	41.0	14	30	7	4	11	103	103.0
Bucknell	11/09/2024	100-72	W	38-79	.481	13-36	.361	11-16	.688	22	35	57	49.0	13	23	15	6	9	100	101.5
vs Duke	11/12/2024	77-72	W	25-63	.397	10-25	.400	17-24	.708	10	33	43	47.0	18	17	11	8	4	77	93.3
Lipscomb	11/19/2024	97-68	W	34-62	.548	12-25	.480	17-21	.810	9	34	43	46.0	14	10	8	6	3	97	94.3
Jackson St.	11/22/2024	108-59	W	41-71	.577	17-39	.436	9-10	.900	4	37	41	45.0	11	29	10	9	13	108	97.0
Western Ky.	11/26/2024	87-68	W	25-62	.403	8-29	.276	29-42	.690	16	38	54	46.5	20	16	11	7	5	87	95.3
Georgia St.	11/29/2024	105-76	W	40-67	.597	7-26	.269	18-22	.818	7	29	36	45.0	20	23	9	2	10	105	96.7
at Clemson	12/03/2024	66-70	L	24-63	.381	7-27	.259	11-18	.611	15	29	44	44.9	20	11	12	6	6	66	92.9
<b>Total</b>		<b>743</b>		<b>266-532</b>	<b>.500</b>	<b>85-231</b>	<b>.368</b>	<b>126-172</b>	<b>.733</b>	<b>90</b>	<b>269</b>	<b>359</b>	<b>44.9</b>	<b>130</b>	<b>159</b>	<b>83</b>	<b>48</b>	<b>61</b>	<b>743</b>	<b>92.9</b>
Opponents		547		201-535	.376	53-206	.257	92-133	.692	86	205	291	36.4	137	91	93	25	46	547	68.4

**Kentucky Averages**

Games Played	Points/game	FG Pct	3FG Pct	FT Pct	Rebounds/game	Assists/game	Turnovers/game	Assist/Turnover ratio	Steals/game	Blocks/game
8	92.9	50.0	36.8	73.3	44.9	19.9	10.4	1.9	7.6	6.0