


SELECTUSA®

International Industry Landscape

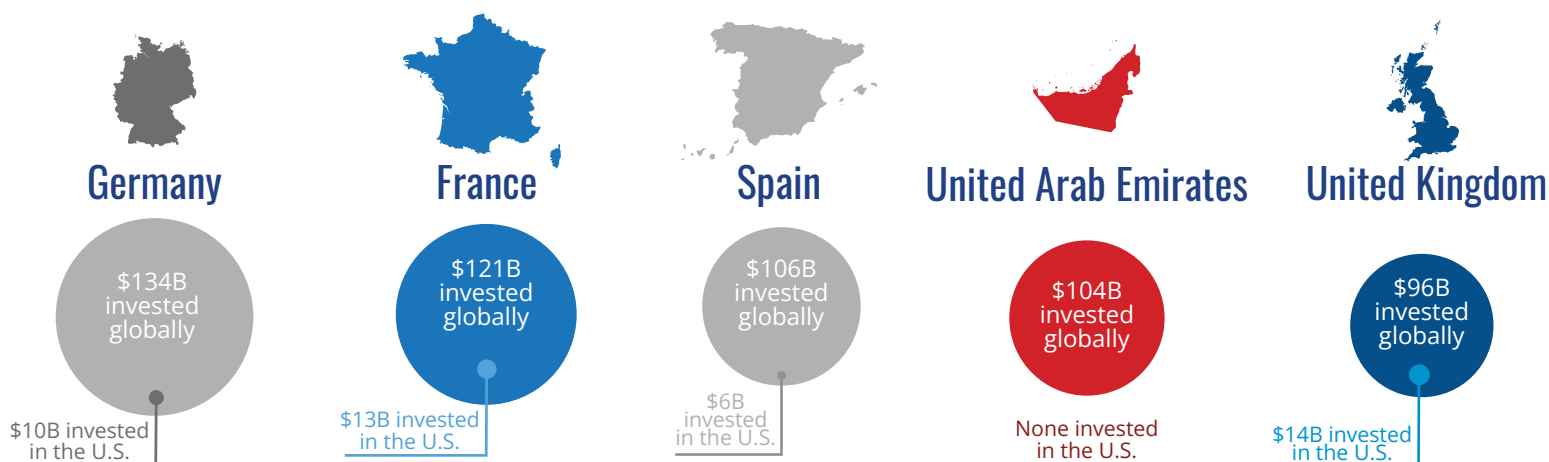
Clean Energy

A Biden-Harris Administration priority is keeping the United States' clean energy supply chain secure, robust, and resilient for the national security and economic prosperity of the United States. The United States is one of the largest clean energy markets. According to the latest available 2020 OECD data, the United States had the most environmental patents out of all OECD countries, accounting for over a third of patents issued that year.¹ From 2014 to 2023, the United States was the largest recipient of greenfield announced foreign direct investment (FDI) in the clean energy sector, capturing 14% of all project announcements within this period.² The U.S. Energy Information Administration expects renewable deployment to grow by 17% to 42 gigawatts (GW) in 2024.³ By 2030, the National Renewable Energy Laboratory predicts the rates of deployment of wind and solar technologies could reach as much as 93 GW per year.⁴

SelectUSA seeks to encourage and retain the U.S. competitive advantage in this industry by attracting FDI in this critical industry. This snapshot explores top foreign markets of parent companies operating in the clean energy industry to help economic developers gain a better understanding of the global landscape.

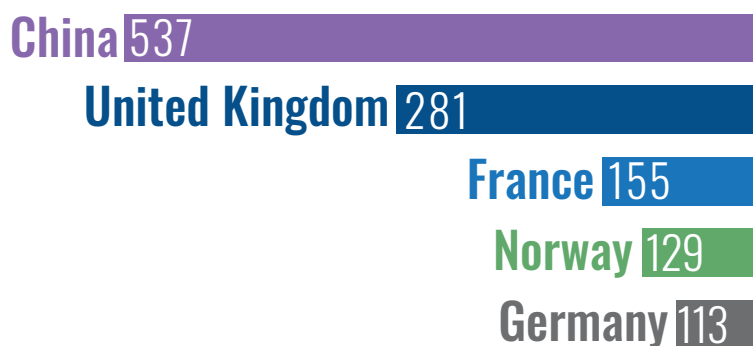


Top Source Markets by Estimated Capital Expenditure in the Clean Energy Industry⁵

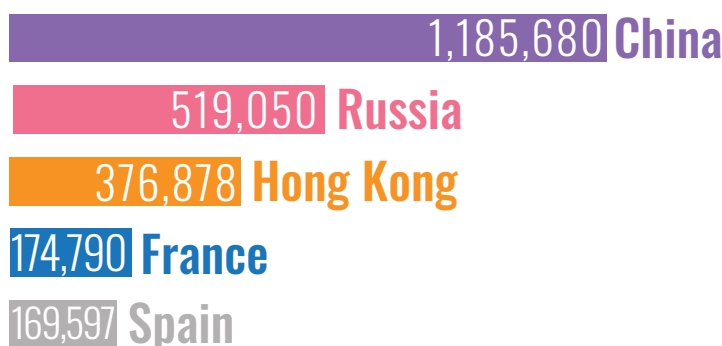


Top 5 Foreign Markets for Global Parent Companies in the Clean Energy Industry⁶

Reported Annual Revenue (in USD billions)



Number of Global Employees



¹OECD, Innovation in Environment-Related Technologies, OECD Statistics.

²FDI Markets, January 2014-December 2023.

³U.S. Energy Information Administration, Short-Term Energy Outlook.

⁴National Renewable Energy Laboratory, "Evaluating Impacts of the Inflation Reduction Act and Bipartisan Infrastructure Law on the U.S. Power System."

⁵FDI Markets, January 2014-December 2023.

⁶Uniworld is an online database reporting business contact information from over 200 countries and 20,000 industries. Accessed May 2024. Data includes foreign parent companies operating in the North American Industry Classification (NAICS) industry codes 221111, 221114, 221115, 221116, and 221117 exclude any companies that do not report annual revenue or number of employees. This dataset does not reflect all companies in the clean energy industry. In the instance of tie, number of employees was used to determine the top 5 foreign markets.

SELECTUSA

International Industry Landscape

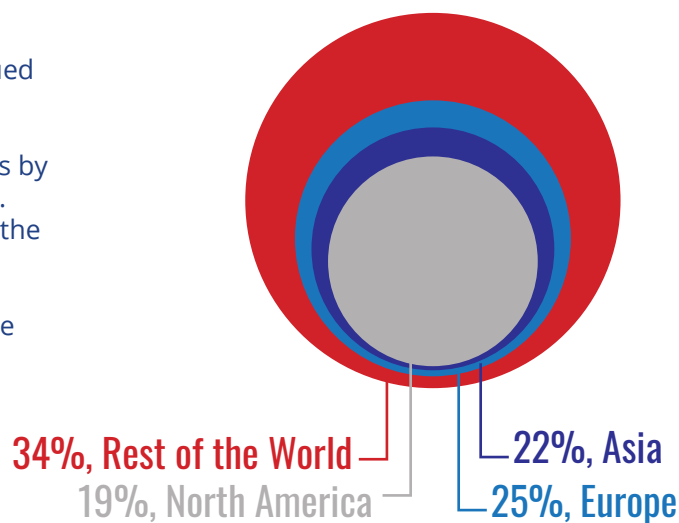
Clean Energy

Clean Energy Industry Exports

Globally in 2022, clean energy industry goods exports were valued at \$2.2 trillion.⁷

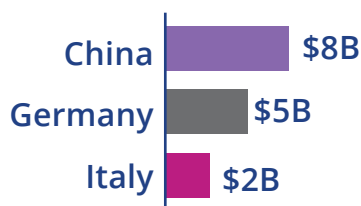
Regionally, Europe had the largest share of clean energy exports by trade value, accounting for 25 percent of global exports in 2022. Asia (22 percent) and North America (19 percent) followed with the next largest shares.⁸

Economic developers may consider trade flows to identify where major clean energy industry goods production is located.

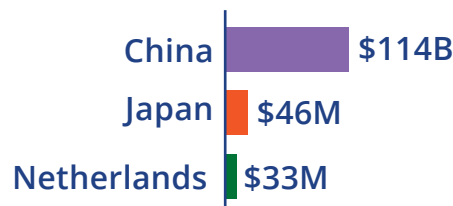


Top 3 Markets in Major Clean Energy Subsectors by Export Value⁹

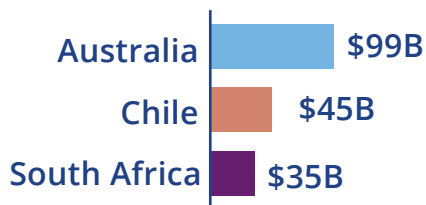
Hydroelectric Power Generation (USD)



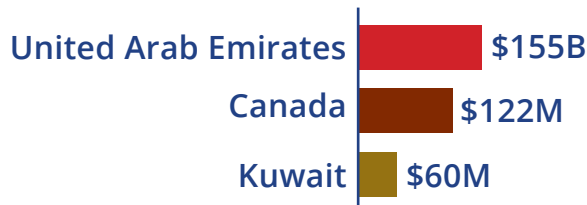
Solar Electric Power Generation (USD)



Wind Electric Power Generation (USD)



Carbon Capture (USD)



How We Can Help

SelectUSA is the U.S. federal government investment promotion program that facilitates and promotes job-creating business investment into the United States. SelectUSA's team of experts support U.S. Economic Development Organizations in their location promotion plans by providing credible and unbiased data, analytics, and on-the-ground information from embassies and consulates across more than 70 foreign markets.

Email SelectUSA@trade.gov to be connected with an Investment Specialist.

⁷Accessed March 2024. Data is sourced from the United Nations COMTRADE database with SelectUSA calculations to determine the value of exported goods by industry and subsector.

⁸Accessed May 2024, United Nations COMTRADE database.

⁹Accessed May 2024, United Nations COMTRADE database.