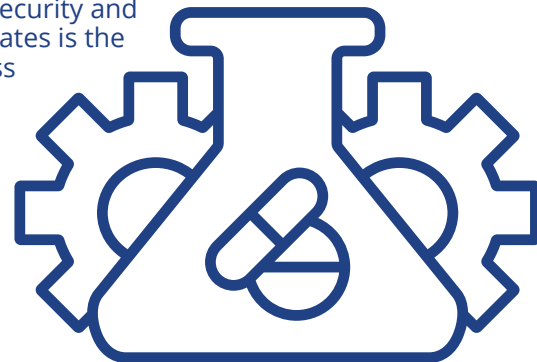


# International Industry Landscape

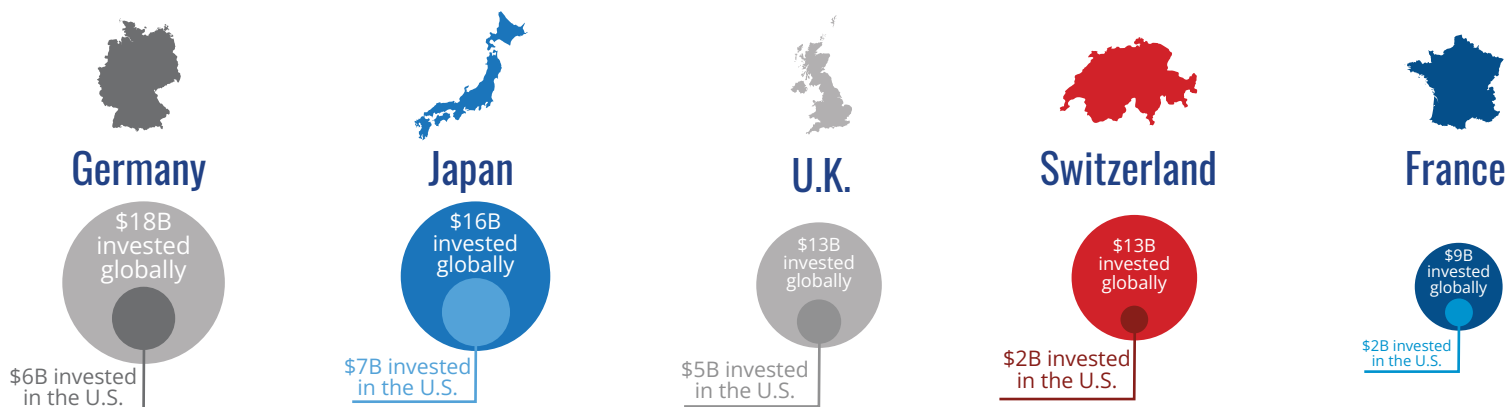
## Pharmaceuticals and Biotechnology

Security and resiliency of the U.S. drug supply chain is important to U.S. national security and economic prosperity and a key Biden-Harris Administration priority. The United States is the world's largest pharmaceuticals market, accounting for 73% of total OECD business enterprise research and development (R&D) expenditures in the pharmaceuticals industry in 2021.<sup>1</sup> For the past 10 years, the United States was the top source and destination market for greenfield foreign direct investment (FDI) project announcements in the pharmaceuticals and biotechnology industry sectors.<sup>2</sup>

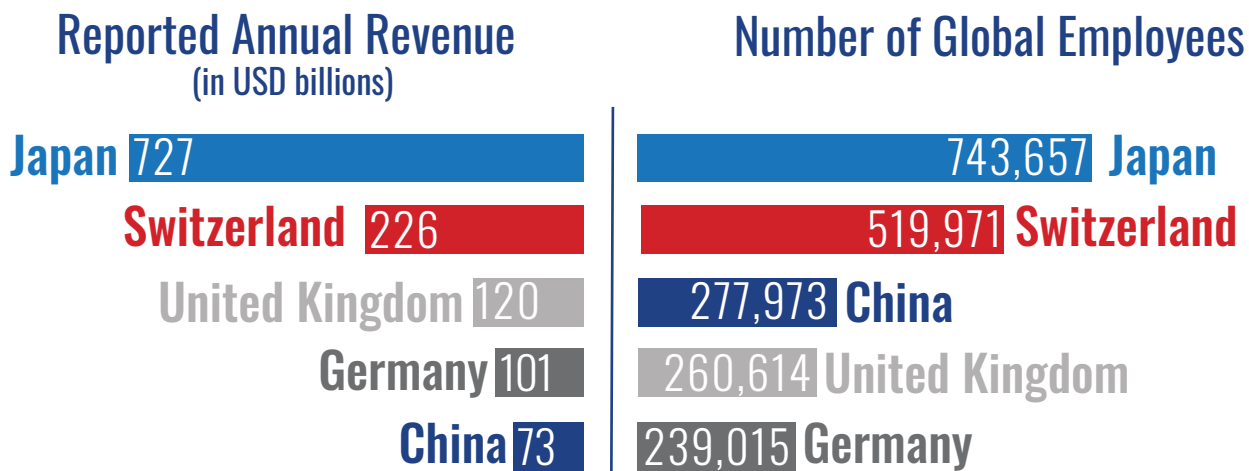
SelectUSA seeks to encourage and maintain the resiliency of the U.S. competitive advantage in this industry by attracting FDI in this critical industry. This snapshot explores top foreign markets of parent companies operating in the pharmaceuticals and biotechnology industry to help economic developers gain a better understanding of the global landscape.



### Top Source Markets by Estimated Capital Expenditure in Biotech & Pharmaceutical Industries<sup>3</sup>



### Top 5 Foreign Markets for Global Parent Companies in the Pharmaceuticals Industry<sup>4</sup>



<sup>1</sup>OECD, Science, Technology, and Patents Research and Development Statistics, OECD Statistics.

<sup>2</sup>fDi Markets January 2014-December 2023.

<sup>3</sup>The White House, Executive Order on Strengthening American Leadership in Clean Cars and Trucks.

<sup>4</sup>Uniworld is an online database reporting business contact information from over 200 countries and 20,000 industries. Accessed February 2024. Data includes foreign parent companies operating in the North American Industry Classification (NAICS) industry code 3254 and exclude any companies that do not report annual revenue or number of employees. This dataset does not reflect all companies in the pharmaceutical industry.

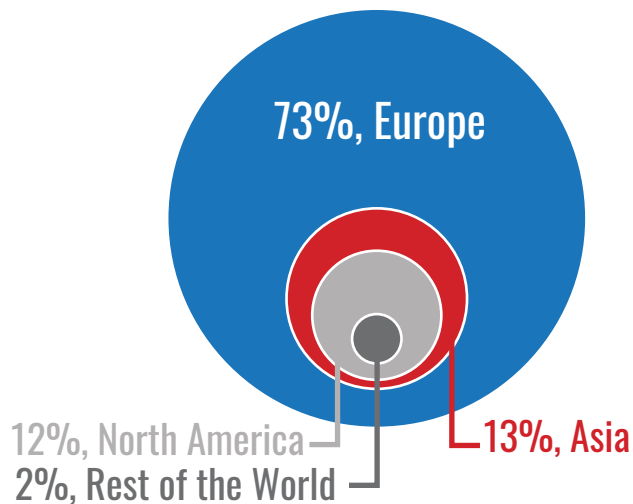
# International Industry Landscape Pharmaceuticals and Biotechnology

## Pharmaceutical and Medicine Manufacturing Industry Exports

Globally in 2022, pharmaceutical and medicine manufacturing industry goods exports were valued at \$844 billion.<sup>5</sup>

Regionally, Europe has the largest share of pharmaceutical and medicine manufacturing exports by trade value, accounting for 73 percent of global exports in 2022. Asia (13 percent) and North America (12 percent) followed with the next largest shares.<sup>6</sup>

Economic developers may consider trade flows to identify where major pharmaceutical and medicine manufacturing industry production is located.

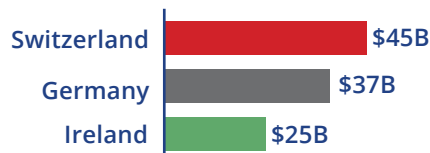


## Top 3 Markets in Pharmaceutical Manufacturing Subsectors by Export Value<sup>7</sup>

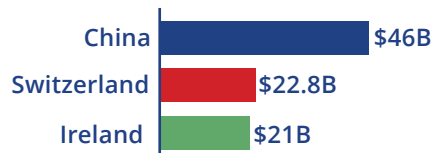
### Biological Product (USD) (Except Diagnostic Manufacturing)



### In-Vitro Diagnostic Substance Manufacturing (USD)



### Medicinal and Botanical Manufacturing (USD)



### Pharmaceutical Preparation Manufacturing (USD)



## How We Can Help

SelectUSA is the U.S. federal government investment promotion program that facilitates and promotes job-creating business investment into the United States. SelectUSA's team of experts support U.S. Economic Development Organizations in their location promotion plans by providing credible and unbiased data, analytics, and on-the-ground information from embassies and consulates across more than 70 foreign markets.

Email [SelectUSA@trade.gov](mailto:SelectUSA@trade.gov) to be connected with an Investment Specialist.

<sup>5</sup> Accessed February 2024. Data is sourced from the United Nations COMTRADE database with SelectUSA calculations to determine the value of exported goods by industry and subsector.

<sup>6</sup> Accessed February 2024, United Nations COMTRADE database.

<sup>7</sup> Accessed February 2024, United Nations COMTRADE database. In the instance of a tie, annual revenue was used to determine the top 5 foreign markets by number of companies.