


Campus Parking Map



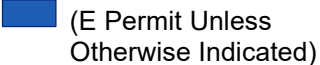


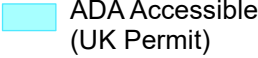



Daytime Overall



While we make every attempt to ensure that our maps are correct, please be aware that signage located at the entry to parking areas and any additional control signage, curb markings and other parking control devices within these areas takes precedence over maps and general campus information.

Parking Permit Authorized Areas

Monday - Friday
5:00 a.m. - 3:30 p.m.
For parking designations for all other times, refer to the Off-Peak Map

-  Reserved
-  Core
-  Intermediate
(E Permit Unless Otherwise Indicated)
-  Periphery
-  Remote
-  ADA Accessible
(UK Permit)
-  Transportation Services
Main Office
-  Paid Visitor
-  UK HealthCare
Patient/Patient Visitor

