

[AMS 2453/LM XB403](#)

DAILY ESTIMATED CUTOUT VALUES

	Choice <u>600-900#</u>	Select <u>600-900#</u>	Choice/Select Spread
Current Cutout Values:	315.85	285.91	29.94
Change from prior day:	(-4.84)	1.80	
Primal Rib	596.04	476.07	
Primal Chuck	255.60	246.56	
Primal Round	258.12	259.04	
Primal Loin	390.27	326.69	
Primal Brisket	267.11	260.30	
Primal Short Plate	189.71	189.71	
Primal Flank	146.67	148.79	
			Load Count:
			Total 107
			Choice 66
			Select 19
			Trimming 9
			Grinds 13

Fresh 50% Trimmings 9 Loads @ 77.46

[AMS 2829/NW LS441](#)

USDA BY-PRODUCT DROP VALUE (STEER) - DAILY

11.37	Change:	UNCH
-------	---------	------

[AMS 2466/LM CT100](#)

5 AREA WEEKLY ACCUMULATED WEIGHTED AVG CATTLE PRICE

As of 10:00 am	Head Count	Avg Weight	Avg Price
Live Steer	17,237	1,542	194.93
Live Heifer	4,281	1,377	194.65
Dressed Steer	4,797	983	305.67
Dressed Heifer	761	845	305.00

[AMS 3208/SJ LS710](#)

DAILY CATTLE SLAUGHTER

	Friday	Saturday
Today	117,000	15,000
Week Ago	115,000	5,000
Year Ago (act)	118,302	7,533
Week to Date	602,000	617,000
Same Period Last Week	604,000	609,000
Same Period Last Year	613,503	621,036
Previous Day	Steer and Heifer	97,000
	Cow and Bull	24,000

[AMS 3209/SJ LS712](#)

BEEF PRODUCTION

	12/14/2024 (Estimate)	Last Week (Estimate)	Last Year (Actual)
Slaughter	617,000	609,000	621,000
Live Weights	1430	1429	1403
Dressed Weights	869	868	848
Beef Production (millions of pounds)	534.7	527.2	525.5

[AMS 2825/NW LS410](#)

USDA BEEF CARCASS PRICE EQUIVALENT INDEX VALUE

	Choice <u>600-900#</u>	Select <u>600-900#</u>	Dressing percent:	
			<u>Steer</u>	<u>Heifer</u>
Change	\$299.91 (-2.38)	\$269.61 0.95	63.26	63.25

[AMS 2455/LM XB405](#)

USDA NATIONAL CUTTER COW CARCASS CUTOUT

255.11	(-0.04)	90% lean:	318.86
--------	---------	-----------	--------

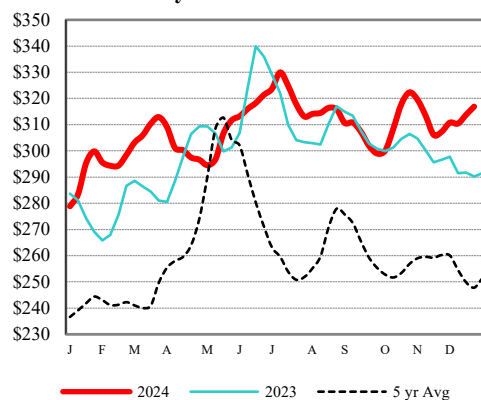
CME LIVE CATTLE

	High	Low	Change	Settle
APR	N/A			
JUN	N/A			
AUG	N/A			

CME FEEDER CATTLE

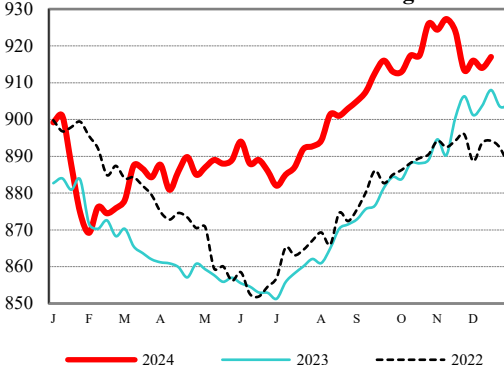
	High	Low	Change	Settle
APR	N/A			
MAY	N/A			
AUG	N/A			

Weekly Choice Cutout



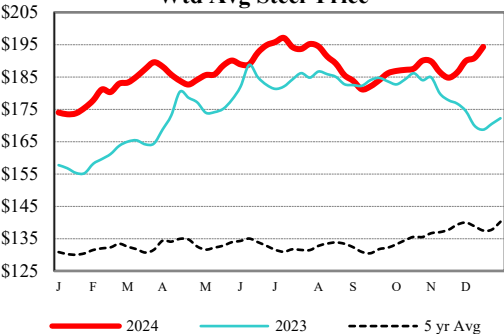
— 2024 — 2023 - - - 5 yr Avg

LMR Steer/Heifer Dressed Weights



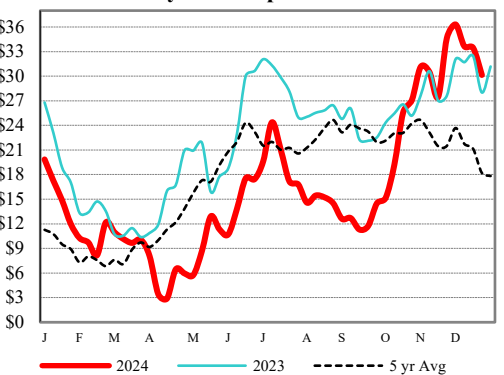
— 2024 — 2023 - - - 2022

5 Area Weekly Wtd Avg Steer Price



— 2024 — 2023 - - - 5 yr Avg

Weekly Ch/Se Spread



— 2024 — 2023 - - - 5 yr Avg

USDA Livestock, Poultry & Grain Market News

Des Moines, Iowa | PH 515-284-4460

Email: Desm.LPGMN@usda.gov

<https://mymarketnews.ams.usda.gov/viewReport/2870>

[USDA AMS Livestock, Poultry & Grain Market News](#)