

CLAIMS CONFERENCE  
NETHERLANDS HOLOCAUST AWARENESS SURVEY  
SCHOEN COOPERMAN RESEARCH

The Conference on Jewish Material Claims Against Germany (Claims Conference) commissioned Schoen Cooperman Research to conduct a comprehensive national study of Holocaust Knowledge and Awareness in the Netherlands. Schoen Cooperman Research conducted 2,000 interviews across the Netherlands. The margin of error for the study is 2 percent.

This memo presents our key research findings and compares these findings with prior Claims Conference studies, which were conducted in five other countries.

---

## Executive Summary

Our latest study finds **significant gaps** in Holocaust knowledge and awareness in the Netherlands, as well as widespread concern that Holocaust denial and Holocaust distortion are problems in the Netherlands today.

We found that **23 percent of Dutch Millennials and Gen Z\*** respondents **believe the Holocaust is a myth, or that it occurred but the number of Jews who died has been greatly exaggerated** – the highest percentage among Millennials and Gen Z respondents in all six countries the Conference on Jewish Material Claims Against Germany has previously studied.

Further, **29 percent of Dutch respondents, including 37 percent of Dutch Millennials and Gen Z respondents believe that two million or fewer Jews were killed during the Holocaust.**

Moreover, despite the fact that more than 70 percent of the Netherlands' Jewish population perished during the Holocaust, a **majority of Dutch respondents (53 percent), including 60 percent of Dutch Millennials and Gen Z, do not cite the Netherlands as a country where the Holocaust took place.**

Finally, **53 percent of Dutch respondents believe that something like the Holocaust could happen again today.**

---

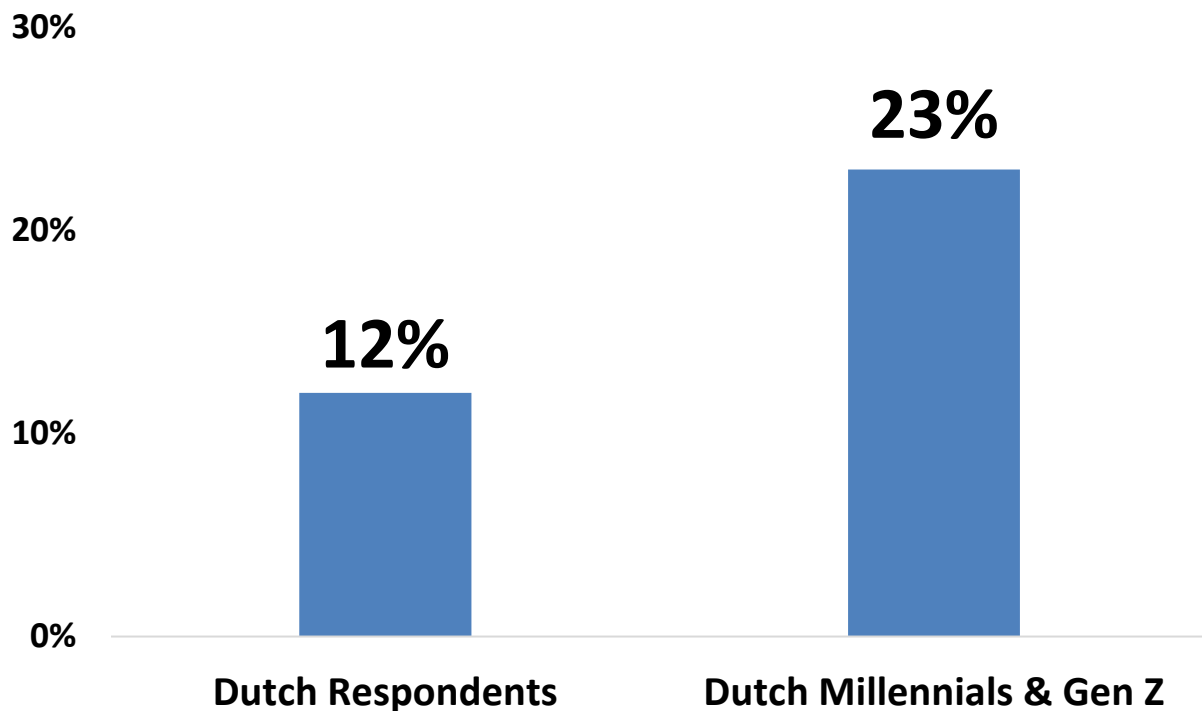
\* Millennials and Gen Z are defined as Dutch respondents under 40 years of age

## Holocaust Denial and Distortion

Nearly one-quarter (23 percent) of Dutch Millennials & Gen Z believe the Holocaust is a myth or that the Holocaust occurred but the number of Jews who died has been greatly exaggerated – roughly two-times the percentage of Dutch adults overall (12 percent).

**Chart 1. Holocaust Denial**  
**Showing % Dutch Respondents That Believe Holocaust is a Myth or the Number of Jews Killed has been Greatly Exaggerated**

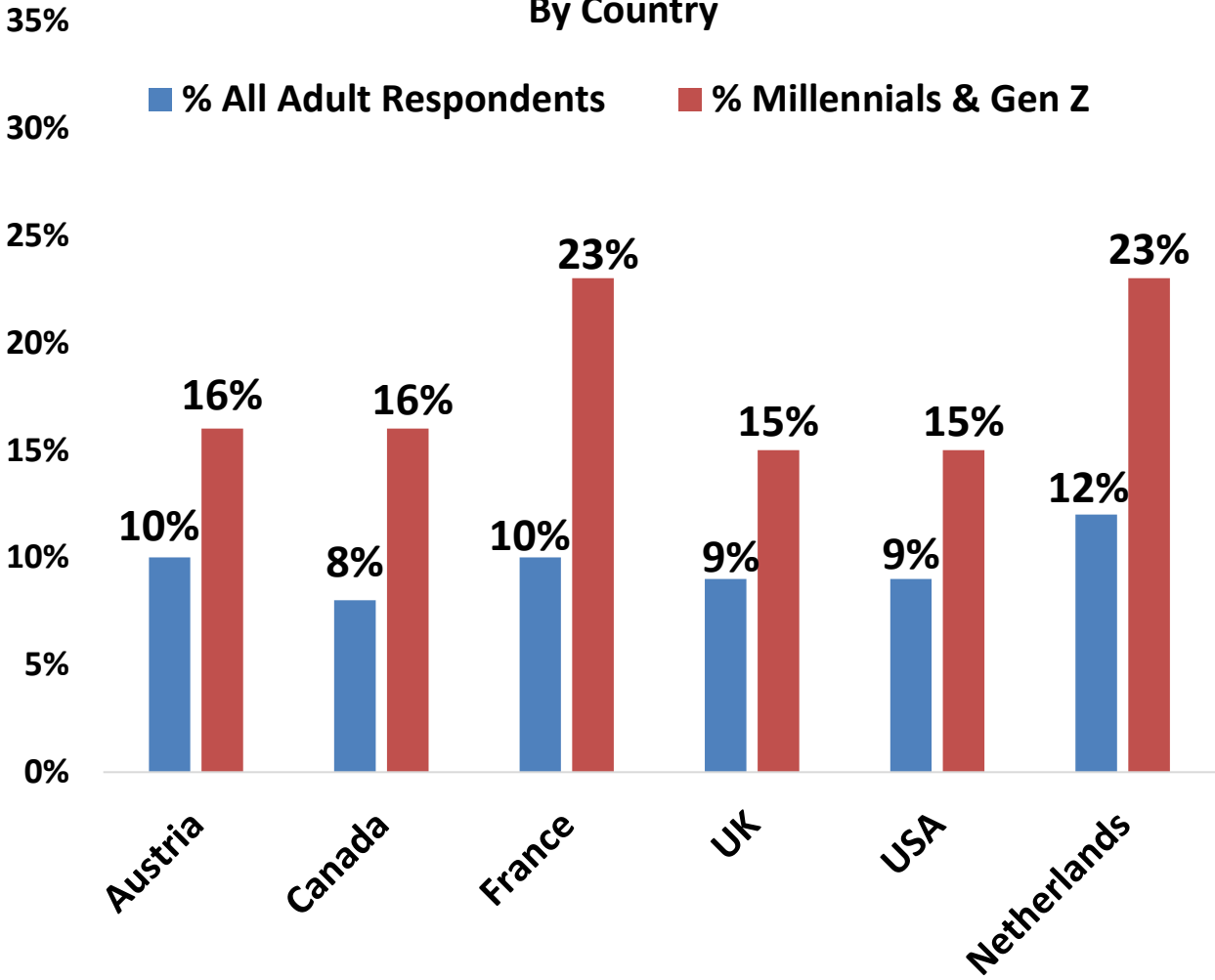
■ % Holocaust is a myth or has been greatly exaggerated



The percentage of Dutch respondents who believe that the Holocaust is a myth or that the number of Jews who were killed has been greatly exaggerated (12 percent) is higher than in any other country previously studied.

Strikingly, nearly one-quarter (23 percent) of Dutch Millennials and Gen Z respondents share in this form of Holocaust denial.

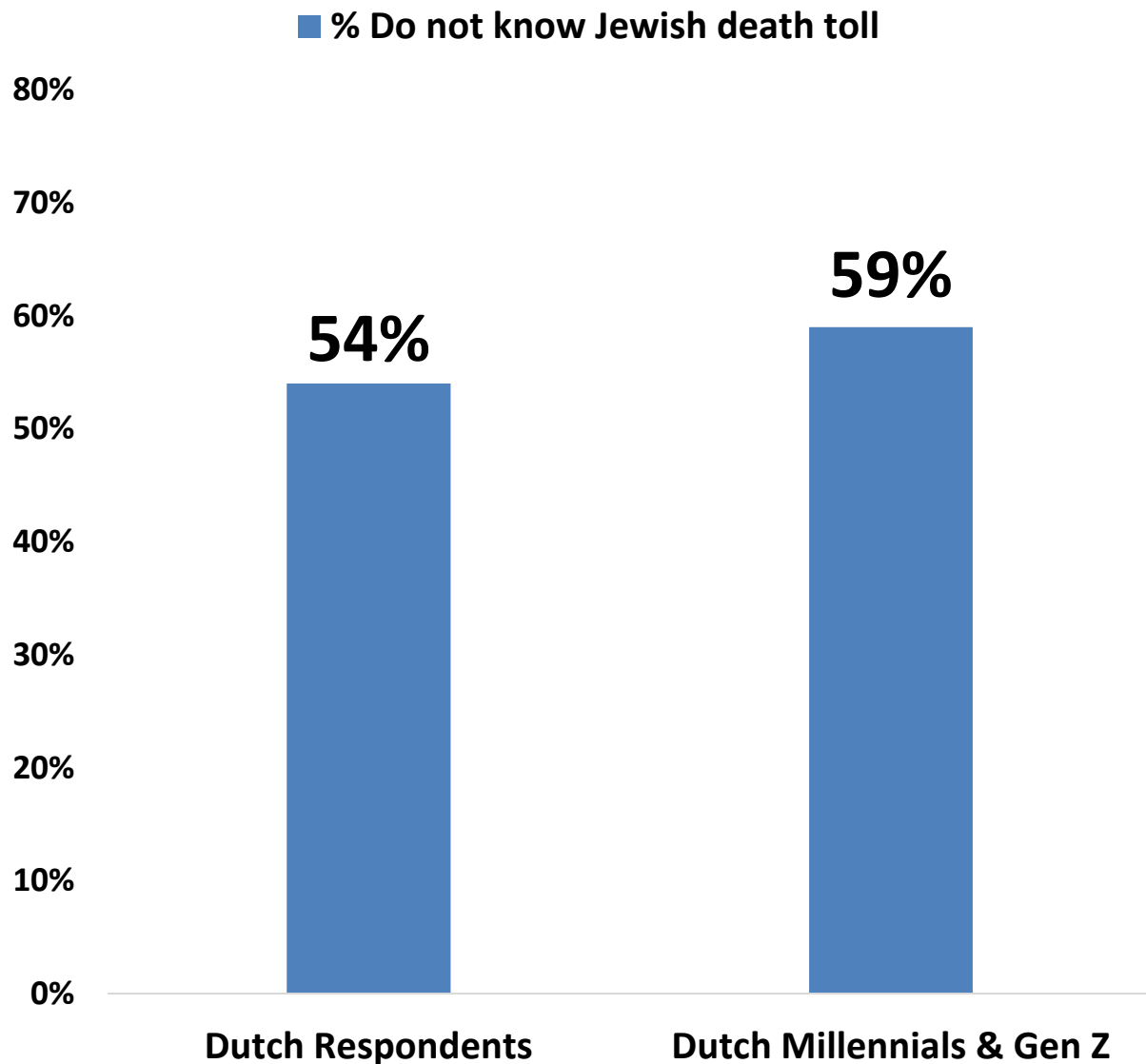
**Chart 2. Holocaust Denial**  
**Showing % Believe Holocaust is a Myth or the Number of Jews Killed has been Greatly Exaggerated**  
**By Country**



## Knowledge and Awareness

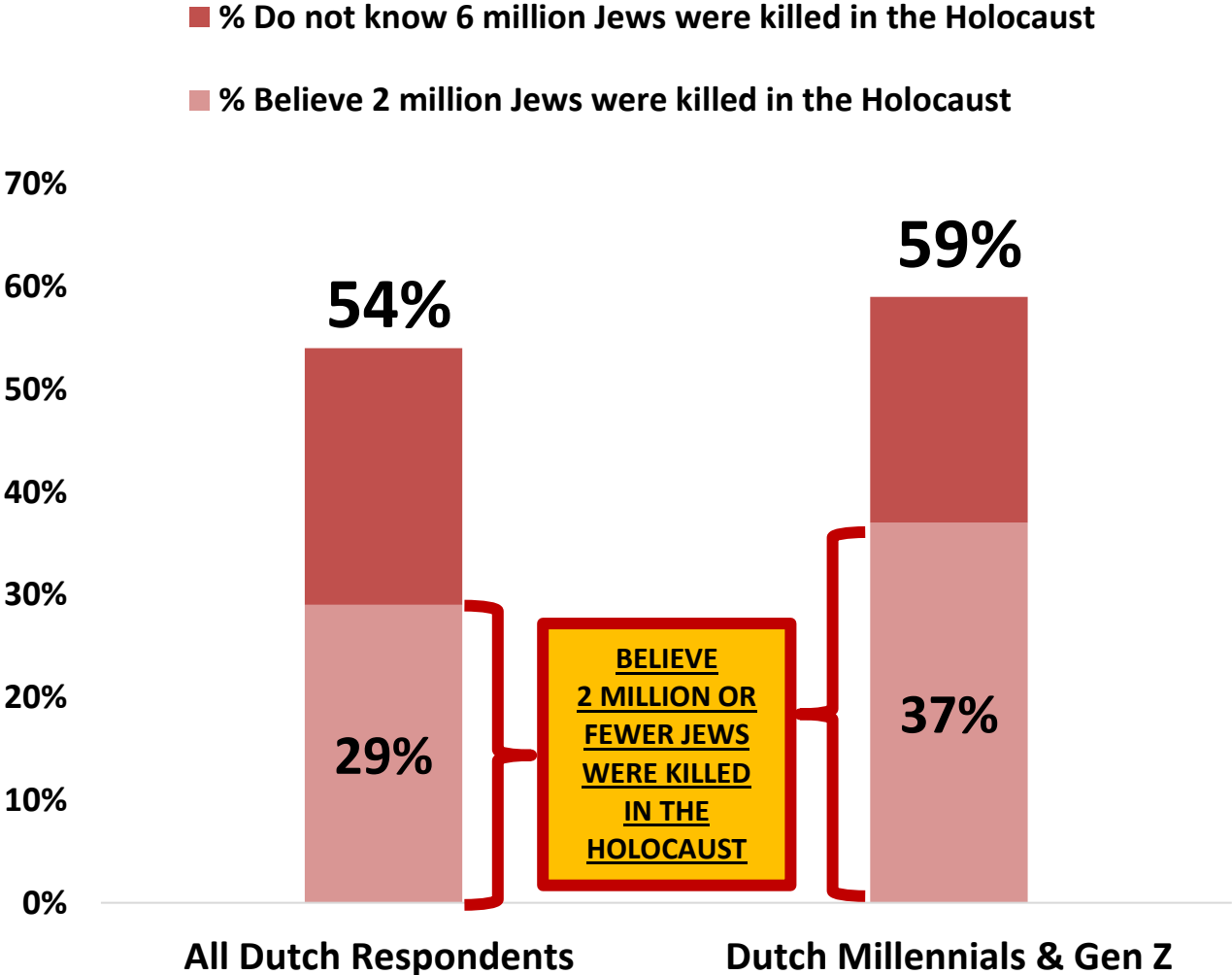
Fifty four percent of Dutch respondents, including 59 percent of Dutch Millennials and Gen Z do not know that 6 million Jews were killed during the Holocaust.

**Chart 3. Misperceptions About Holocaust Death Toll  
Showing % of Dutch Respondents Who Do Not Know  
Jewish Death Toll**



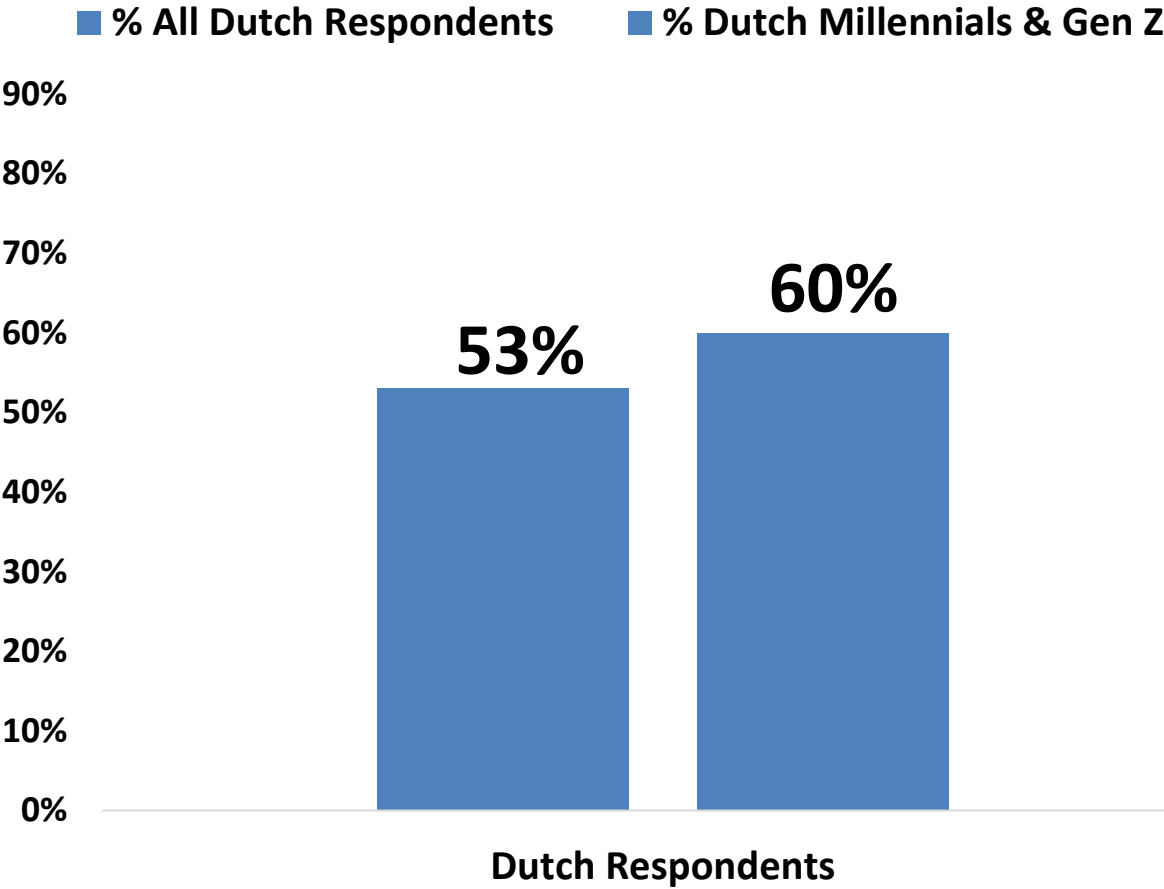
While a majority (54 percent) of Dutch respondents, including 59 percent of Dutch Millennials and Gen Z respondents do not know the Jewish death toll during the Holocaust, 29 percent of Dutch respondents and 37 percent of Dutch Millennials and Gen Z believe that two million or fewer Jews were killed during the Holocaust.

**Chart 4. Misperceptions About Holocaust Death Toll  
Showing % of Dutch Respondents  
Who Do Not Know Jewish Death Toll**



Notably, a majority (53 percent) of Dutch respondents, including 60 percent of Dutch Millennials and Gen Z do not cite the Netherlands as a country where the Holocaust occurred, despite the fact that more than 70 percent of the Netherlands' Jewish population perished during the Holocaust.

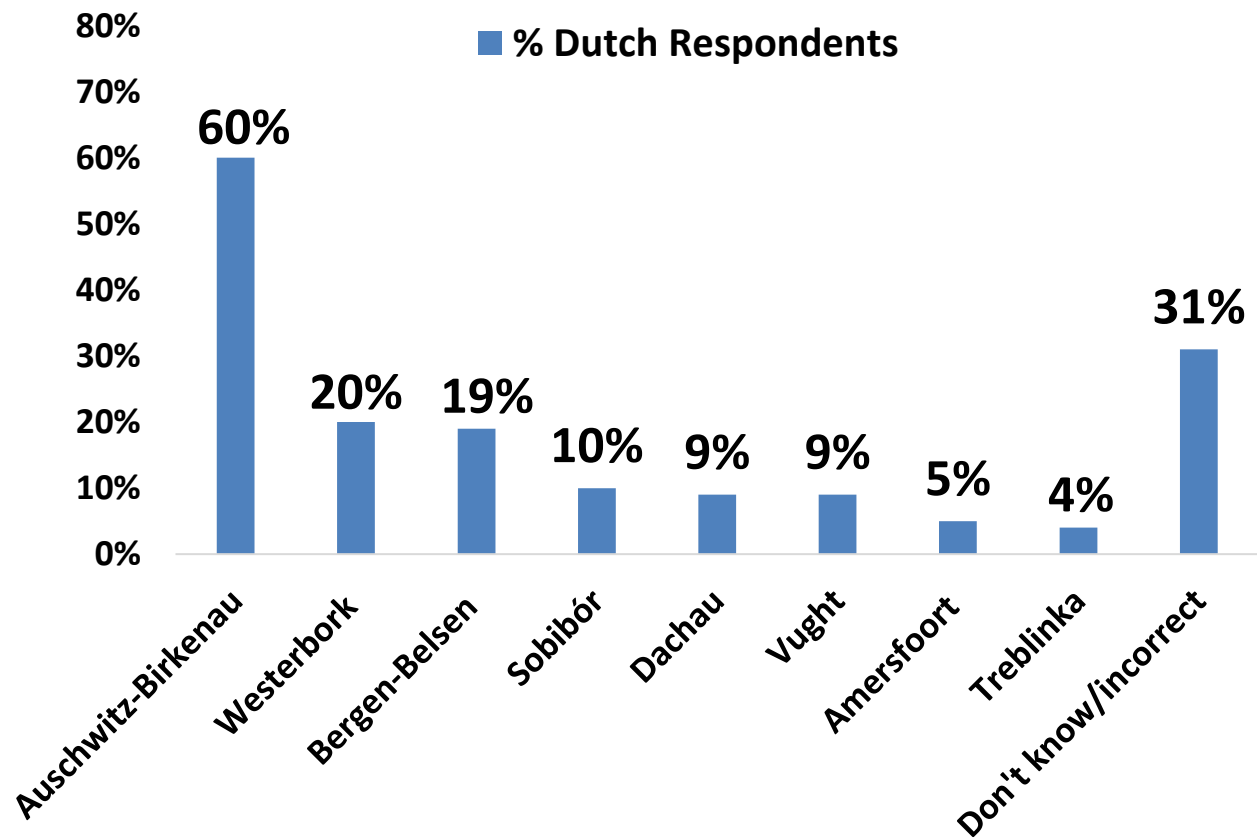
**Chart 5. Knowledge of Where Holocaust Occurred**  
**Showing % of Dutch Respondents Who Do Not Cite that**  
**the Holocaust Occured in the Netherlands**



There is little knowledge of concentration camps, death camps, transit camps and ghettos other than Auschwitz-Birkenau. **31 percent of Dutch respondents are unable to name a single concentration camp or ghetto\***.

Just 20 percent of Dutch respondents are able to name Westerbork, the largest transit camp in the Netherlands, which served as a collection point for Jews prior to being deported to extermination centers, primarily Auschwitz and Sobibór. More than 100,000 Jews were sent to their death from Westerbork – including Anne Frank\*.

**Chart 6. Recall of Nazi Camps  
Showing % of Dutch Respondents**

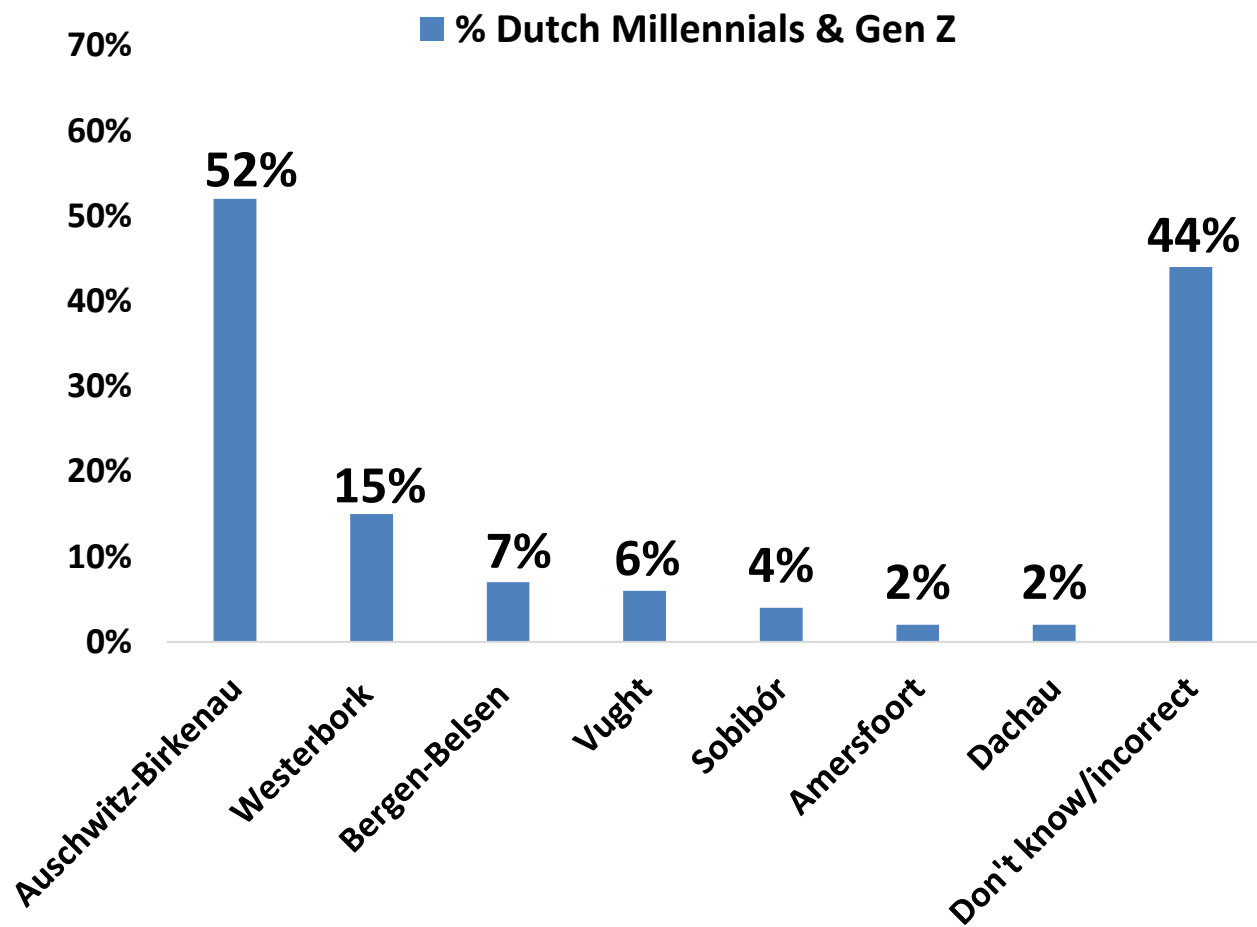


\* Question was asked in an “Open Ended” format, meaning that respondents were not offered choices and instead answered in their own words. 31% of respondents did not know of a camp or answered with an “incorrect response.”

\* <https://encyclopedia.ushmm.org/content/en/article/westerbork>

Dutch Millennials and Gen Z respondents have an even lower level of knowledge and awareness of Nazi death camps, concentration camps, transit camps, and ghettos. Just **52 percent** could name Auschwitz, while **44 percent of Dutch Millennials and Gen Z could not name a single camp or ghetto** \*.

**Chart 7. Recall of Nazi Camps**  
Showing % of Dutch Millennials & Gen Z Respondents

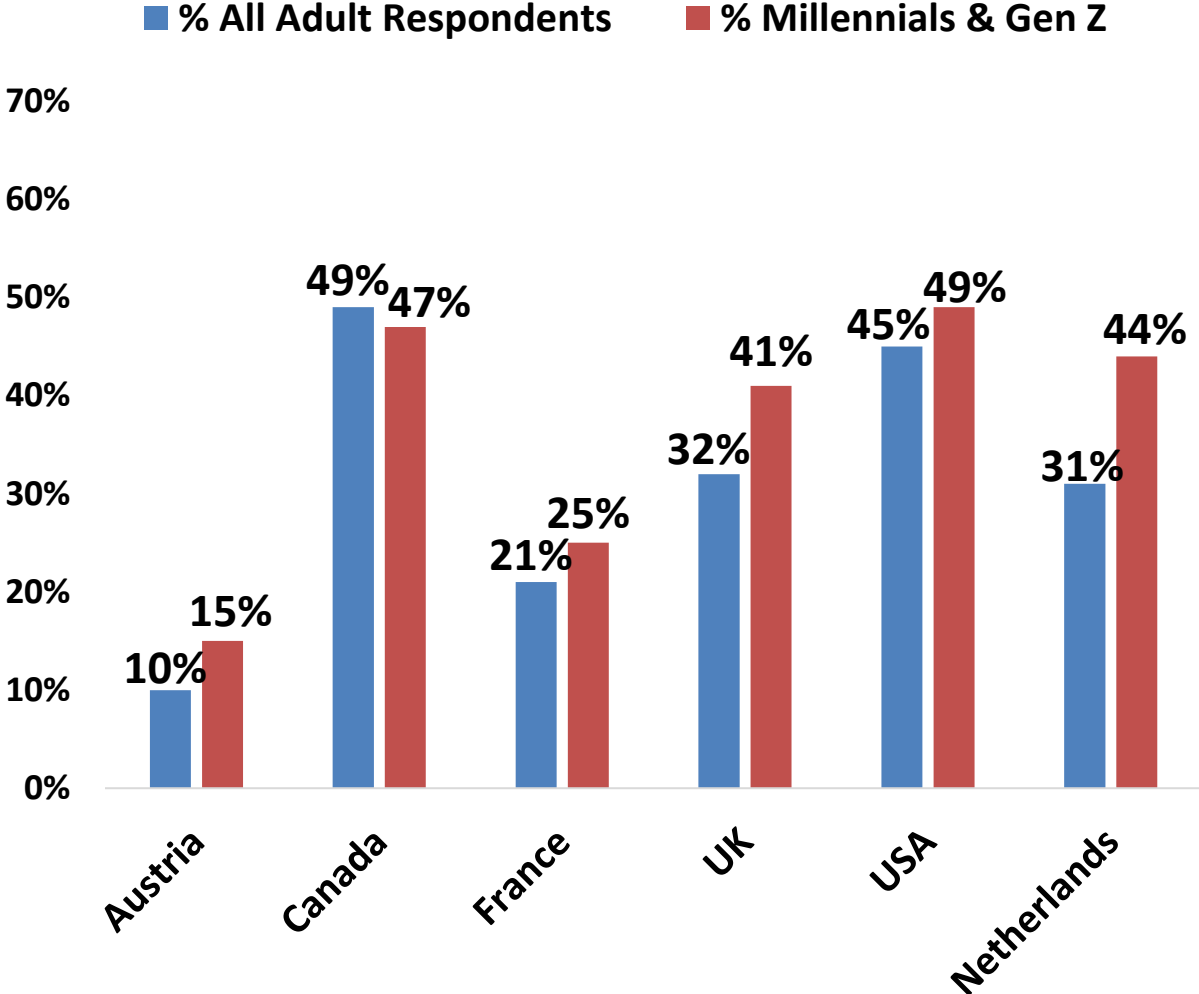


\* Question was asked in an “Open Ended” format, meaning that respondents were not offered choices and instead answered in their own words. 45% of respondents did not know of a camp or answered with an “incorrect response.”



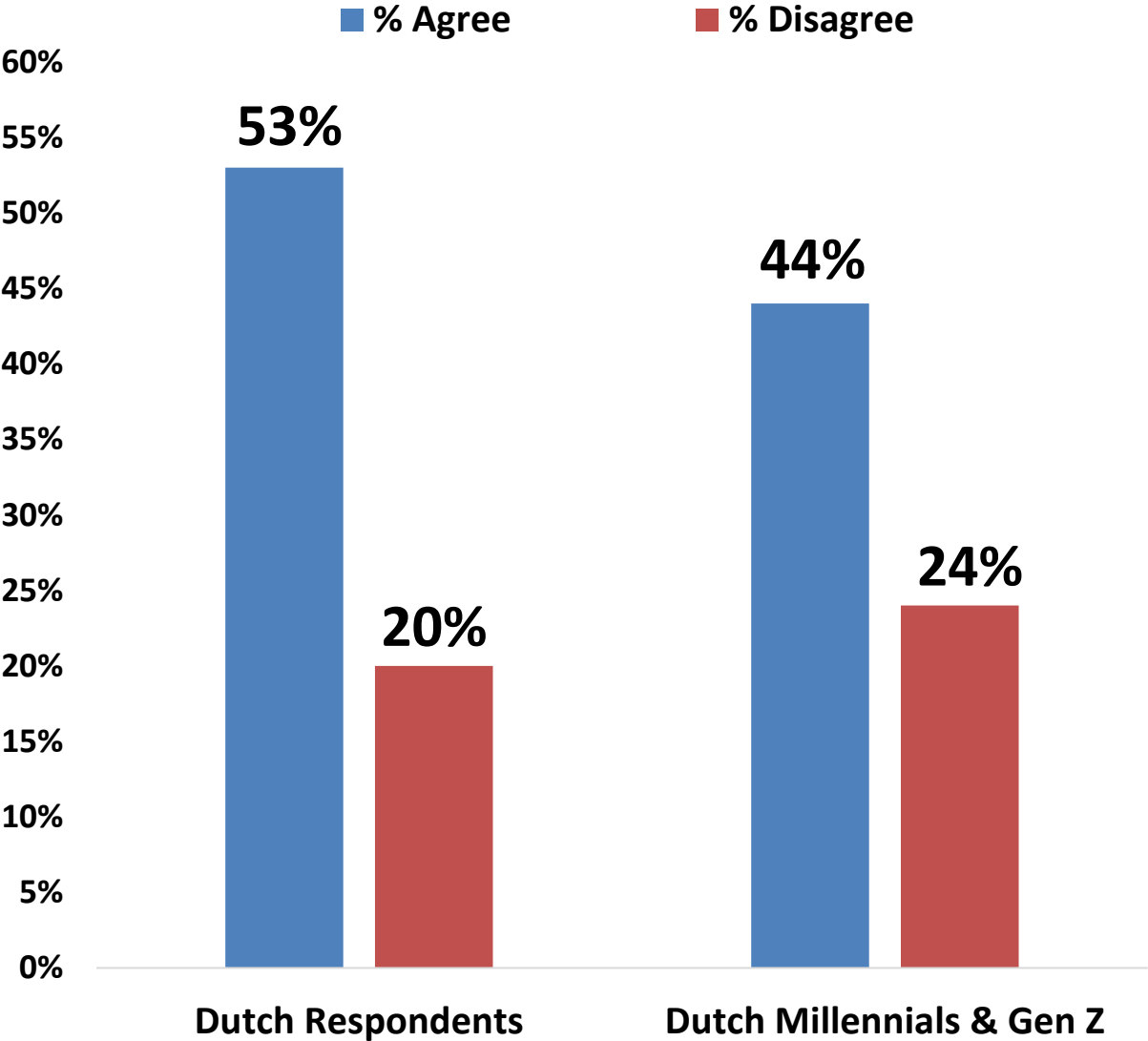
Across all six countries previously studied, Dutch respondents overall are more knowledgeable when it comes to an ability to name a Nazi camp or ghetto than those in Canada (49 percent), the United States (45 percent), and the United Kingdom (32 percent), although **Dutch Millennials & Gen Z** specifically had a **lower level of awareness** (44 percent) of Nazi camps or ghettos than Millennial and Gen Z respondents in any other European country.

**Chart 8. Recall of Nazi Camps**  
Showing % UNABLE to Name a Nazi Camp or Ghetto By Country



More than one-half of Dutch respondents (53 percent) believe something like the Holocaust could happen again today, including 44 percent of Dutch Millennials & Gen Z respondents.

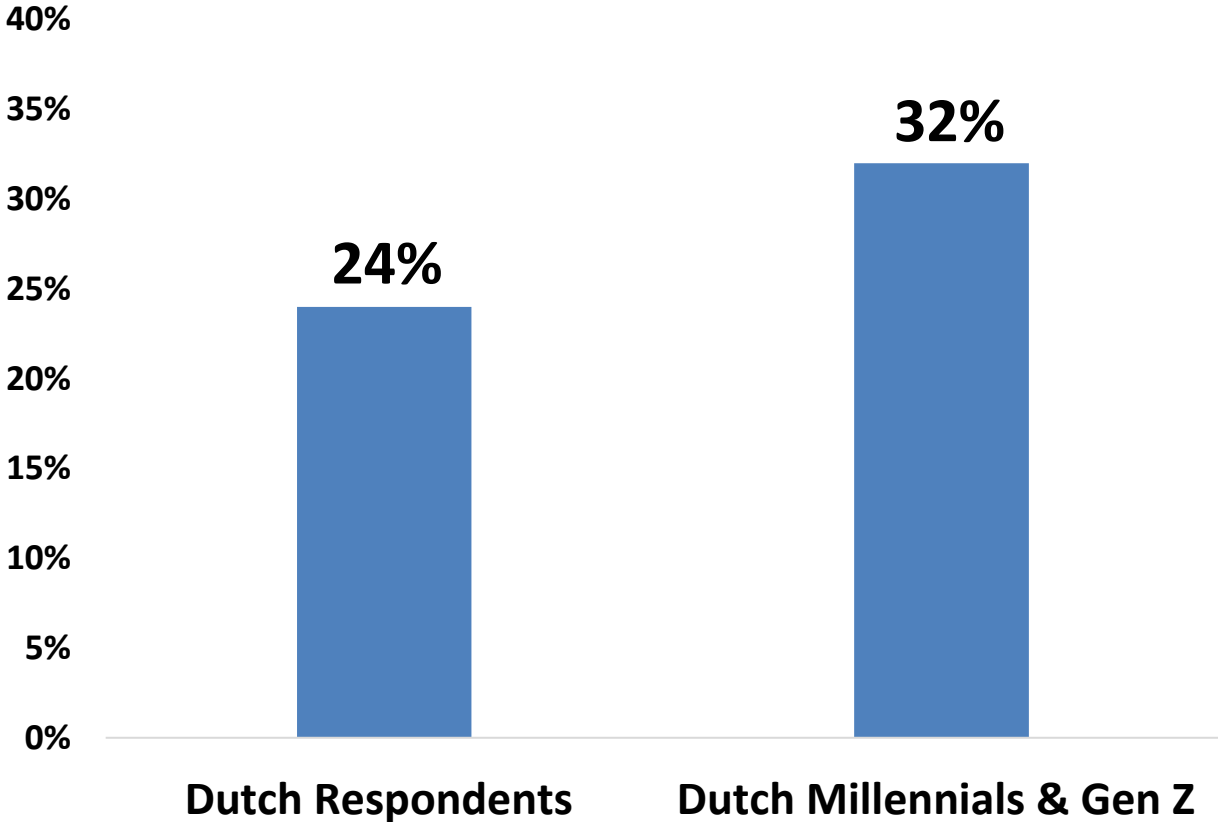
**Chart 9. Something Like The Holocaust  
Could Happen Again Today  
Showing % of Dutch Respondents**



# The Netherlands Today

When asked whether they knew people who believe the Holocaust did not happen, concerningly, nearly **one-quarter (24 percent)** of respondents in the Netherlands, including **32 percent of Dutch Millennials & Gen Z**, say they know **at least a few people who believe the Holocaust did not happen**.

**Chart 10. Perceptions of Holocaust Denial**  
**Showing % of Dutch Respondents Who Know At Least a Few People who Believe Holocaust Did Not Happen**



Among Dutch respondents, there is **widespread agreement that Holocaust denial and Holocaust distortion are problems in the Netherlands today.**

After a brief description of Holocaust denial, **more than 6-in-10 (62 percent) Dutch respondents say that Holocaust denial is a problem today**, including 55 percent of Dutch Millennials and Gen Z.

Table 1. Holocaust Denial in the Netherlands Today				
Position	Percent Dutch Respondents		Percent Dutch Millennials & Gen Z	
A very big problem	19%	TOTAL PROBLEM: 62%	17%	TOTAL PROBLEM: 55%
Somewhat of a problem	43%		38%	
Not a problem at all	21%		25%	
Not sure	17%		20%	

Similarly, **60 percent of Dutch respondents, including 57 percent of Dutch Millennials and Gen Z, recognize that Holocaust distortion is a problem in the Netherlands today.**

Table 2. Holocaust Distortion in the Netherlands Today				
Position	Percent Dutch Respondents		Percent Dutch Millennials & Gen Z	
A very big problem	18%	TOTAL PROBLEM: 60%	14%	TOTAL PROBLEM: 57%
Somewhat of a problem	42%		43%	
Not a problem at all	18%		24%	
Not sure	22%		19%	

Notably, **49 percent of Dutch respondents**, as well as **more than one-half (52 percent) of Dutch Millennials and Gen Z**, agree that **fewer people seem to care about the Holocaust than they used to**.

As Holocaust survivors increase in age, this finding is alarming for the future of Holocaust awareness.

<b>Table 3. Holocaust Perceptions Statement Agreement</b>		
<b>Statement</b>	<b>Percent Dutch Respondents AGREE</b>	<b>Percent Dutch Millennials &amp; Gen Z AGREE</b>
<b>Fewer people seem to care about the Holocaust today than they used to</b>	<b>49%</b>	<b>52%</b>

Concerningly, there is notable pessimism for the future safety of the Jewish people.

Respondents were asked whether they agree or disagree with the statement, “**The Jewish people could face another genocide.**” Alarminglly, **24 percent of Dutch respondents, including 29 percent of Dutch Millennials & Gen Z, disagree that Jews are at risk for another genocide.**

Roughly **three-quarters** of Dutch respondents, including **71 percent** of Dutch Millennials and Gen Z respondents either **agree**, are **neutral**, or are **not sure** if **the Jewish people could face another genocide.**

Table 4. Views on if Jewish People Could Face Another Genocide		
Position: <i>The Jewish people could face another genocide</i>	Percent Dutch Respondents	Percent Dutch Millennials & Gen Z
AGREE	31%	24%
NEUTRAL—neither agree nor disagree	33%	35%
NOT SURE	12%	12%
<b>DISAGREE</b>	<b>24%</b>	<b>29%</b>

## The Netherlands During the Holocaust

When it comes to the Netherlands' legacy and actions during the Holocaust, the results reveal a concerning lack of historical knowledge, as well as mixed perceptions of the country's role in the Holocaust.

The majority of respondents (94 percent) had heard of Anne Frank before the survey. A large percentage were aware that she was a victim in the Holocaust (89 percent), but this number appears to drop off regarding some key facts, including her age when she died (81 percent) and that she died in a concentration camp (73 percent).

<b>Statement</b>	<b>Percent Dutch Respondents</b>	<b>Percent Dutch Millennials &amp; Gen Z</b>
<b>Know Anne Frank died in a concentration camp</b>	<b>73%</b>	<b>68%</b>
<b>Know Anne Frank died as a teenager</b>	<b>81%</b>	<b>70%</b>
<b>Know Anne Frank was a victim of the Holocaust</b>	<b>89%</b>	<b>84%</b>
<b>Heard of Anne Frank prior to the survey</b>	<b>94%</b>	<b>90%</b>

Almost two thirds of Dutch respondents (60 percent), including 62 percent of Dutch Millennials and Gen Z, have not visited the Anne Frank house in Amsterdam.

Table 6. Visiting the Anne Frank House		
Statement	Percent Dutch Respondents	Percent Dutch Millennials & Gen Z
Have personally visited	32%	30%
Have not personally visited but know someone who has	33%	39%
Have not visited and do not know anyone who has visited	27%	23%
Not sure	8%	8%

HAVE NOT VISITED:  
**60%**

HAVE NOT VISITED:  
**62%**



Additionally, there is a lack of agreement on the Netherlands’ role during the Holocaust. Asked whether the Dutch people were victims, bystanders, collaborators, or perpetrators of the Holocaust, **51 percent of Dutch respondents – including 53 percent of Dutch Millennials & Gen Z – believe the Dutch people were victims, while the remaining 49 percent of Dutch respondents overall are split on their perception of the Dutch people’s role during the Holocaust\***.

The lack of consensus reflects the mixed, and complicated actions taken by the Dutch people during this time. While some Dutch citizens did in fact help rescue Jews, others also collaborated with the Nazis, and the country’s suffering as a whole during World War II has resulted in the absence of a clear understanding of the Dutch people’s role during the Holocaust.

**Table 7. Were the Dutch People Victims, Bystanders, Collaborators or Perpetrators of the Holocaust?**

<b>Answer</b>	<b>Percent Dutch Respondents</b>	<b>Percent Dutch Millennials &amp; Gen Z</b>
<b>Victims</b>	<b>51%</b>	<b>53%</b>
<b>Bystanders</b>	<b>24%</b>	<b>27%</b>
<b>Collaborators</b>	<b>17%</b>	<b>17%</b>
<b>Perpetrators</b>	<b>9%</b>	<b>11%</b>
<b>All of the above</b>	<b>30%</b>	<b>17%</b>
<b>None of the above</b>	<b>6%</b>	<b>10%</b>

\* Respondents were allowed to select multiple answers.

Among Dutch respondents, there is recognition that aside from Jews, other groups of people were persecuted by the Nazis, although Dutch Millennials and Gen Z are less informed.

Nearly **one-half (48 percent)** of all Dutch respondents identify Roma-Sinti as **other victims of the Nazis**, and **slightly more than one-quarter (26 percent)** know **that homosexuals were victims**.

Comparatively, **Dutch Millennials and Gen Z are less able to identify other victims of Nazi persecution**. Just over **one-fifth of Dutch Millennials and Gen Z identify Roma-Sinti (21 percent) and homosexuals (22 percent) as victims\***.

<b>Table 8. Non-Jewish Victims of Nazi Persecution</b>		
<b>Group</b>	<b>Percent Dutch Respondents</b>	<b>Percent Dutch Millennials &amp; Gen Z</b>
<b>Roma-Sinti</b>	<b>48%</b>	<b>21%</b>
<b>Homosexuals</b>	<b>26%</b>	<b>22%</b>
<b>The disabled/people with disabilities</b>	<b>17%</b>	<b>14%</b>
<b>Ethnic minorities</b>	<b>14%</b>	<b>21%</b>
<b>Other groups</b>	<b>24%</b>	<b>25%</b>
<b>Not sure</b>	<b>25%</b>	<b>35%</b>

\* Question was asked in an “Open Ended” format, meaning that respondents were not offered choices, and instead answered in their own words and could name multiple choices.

## Neo-Nazism and Antisemitism

Dutch respondents believe that **neo-Nazism is more prevalent in the United States than in their own country**. Indeed, **20 percent of Dutch respondents overall, including 22 percent of Dutch Millennials & Gen Z respondents say there are a great deal of, or many, neo-Nazis in the Netherlands today**.

More than one-half (54 percent) of all Dutch respondents say there are only a few.

<b>Table 9. Neo-Nazism in the <u>Netherlands</u></b>		
<b>Statement</b>	<b>Percent Dutch Respondents</b>	<b>Percent Dutch Millennials &amp; Gen Z</b>
<b>There are a great deal, or many, neo-Nazis in the Netherlands today</b>	<b>20%</b>	<b>22%</b>
<b>There are a few neo-Nazis in the Netherlands today</b>	<b>54%</b>	<b>46%</b>
<b>There are NO neo-Nazis in the Netherlands today</b>	<b>5%</b>	<b>8%</b>
<b>Not sure</b>	<b>21%</b>	<b>24%</b>

By comparison, **44 percent of all Dutch respondents believe there are a great deal of, or many, neo-Nazis in the United States today.** Another 27 percent say that there are a few neo-Nazis in the United States.

For their part, Dutch Millennials and Gen Z respondents are slightly less likely to believe **that there are a great deal of, or many, neo-Nazis in the United States today than Dutch adults overall,** as slightly less than 4-in-10 (**37 percent**) believe this to be the case.

<b>Table 10. Neo-Nazism in the <u>United States</u></b>		
<b>Statement</b>	<b>Percent Dutch Respondents</b>	<b>Percent Dutch Millennials &amp; Gen Z</b>
<b>There are a great deal, or many, neo-Nazis in the United States today</b>	<b>44%</b>	<b>37%</b>
<b>There are a few neo-Nazis in the United States today</b>	<b>27%</b>	<b>35%</b>
<b>There are NO neo-Nazis in the United States today</b>	<b>3%</b>	<b>6%</b>
<b>Not sure</b>	<b>26%</b>	<b>22%</b>

In thinking about the state of the Netherlands today, nearly **two-thirds (65 percent)** of Dutch respondents and a **majority (53 percent)** of Dutch Millennials & Gen Z believe that there is either **widespread or some antisemitism** in the Netherlands today.

<b>Table 11. Antisemitism in the Netherlands Today</b>		
<b>Statement</b>	<b>Percent Dutch Respondents</b>	<b>Percent Dutch Millennials &amp; Gen Z</b>
<b>Yes, there is widespread or some antisemitism in the Netherlands today</b>	<b>65%</b>	<b>53%</b>
<b>There is hardly any, or no antisemitism in the Netherlands today</b>	<b>19%</b>	<b>26%</b>
<b>Not sure</b>	<b>16%</b>	<b>21%</b>

Additionally, roughly one-third (35 percent) of Dutch respondents and Dutch Millennials and Gen Z (32 percent) believe there are a great deal of, or many, antisemitic people in the Netherlands today.

Similarly, more than 4-in-10 (45 percent) Dutch respondents, including 43 percent of Dutch Millennials and Gen Z believe there are at least a few antisemitic people in the Netherlands today.

<b>Table 12. Antisemitic People in the Netherlands</b>		
<b>Statement</b>	<b>Percent Dutch Respondents</b>	<b>Percent Dutch Millennials &amp; Gen Z</b>
<b>There are a great deal of, or many, antisemitic people in the Netherlands today</b>	<b>35%</b>	<b>32%</b>
<b>There are a few antisemitic people in the Netherlands today</b>	<b>45%</b>	<b>43%</b>
<b>There are NO antisemitic people in the Netherlands today</b>	<b>4%</b>	<b>7%</b>

In thinking about current events surrounding the Holocaust and antisemitism in the Netherlands, slightly **more than 3-in-10 (31 percent) Dutch adults**, including **39 percent of Dutch Millennials and Gen Z** oppose recent efforts by Dutch public figures to acknowledge and apologize for the Netherlands’ failure to protect the Jews during the Holocaust.

<b>Table 13. Antisemitism in the Netherlands Today</b>		
<i>“Do you support or oppose recent efforts by Dutch public figures to acknowledge and apologize for the Netherlands’ failure to protect the Jews during the Holocaust?”</i>	<b>Percent Dutch Respondents</b>	<b>Percent Dutch Millennials &amp; Gen Z</b>
<b>Total Support</b>	<b>50%</b>	<b>44%</b>
<b>Total Oppose</b>	<b>31%</b>	<b>39%</b>
<b>Not sure</b>	<b>19%</b>	<b>17%</b>

Notably, more than one-fifth (22 percent) of Dutch Millennials and Gen Z believe it is acceptable for an individual to support neo-Nazi views.

<b>Table 14. Antisemitism in the Netherlands Today</b>		
<b>Statement</b>	<b>Percent Dutch Respondents</b>	<b>Percent Dutch Millennials &amp; Gen Z</b>
<b>It is acceptable for an individual to support neo-Nazi views</b>	<b>12%</b>	<b>22%</b>
<b>It is not acceptable for an individual to support neo-Nazi views</b>	<b>77%</b>	<b>65%</b>
<b>Not sure</b>	<b>11%</b>	<b>13%</b>



## Holocaust Education

More than three-quarters of Dutch respondents (77 percent) say that it is important to continue to teach about the Holocaust, in part, so it doesn't happen again, while slightly more than 6-in-10 (62 percent) Dutch Millennials and Gen Z agree.

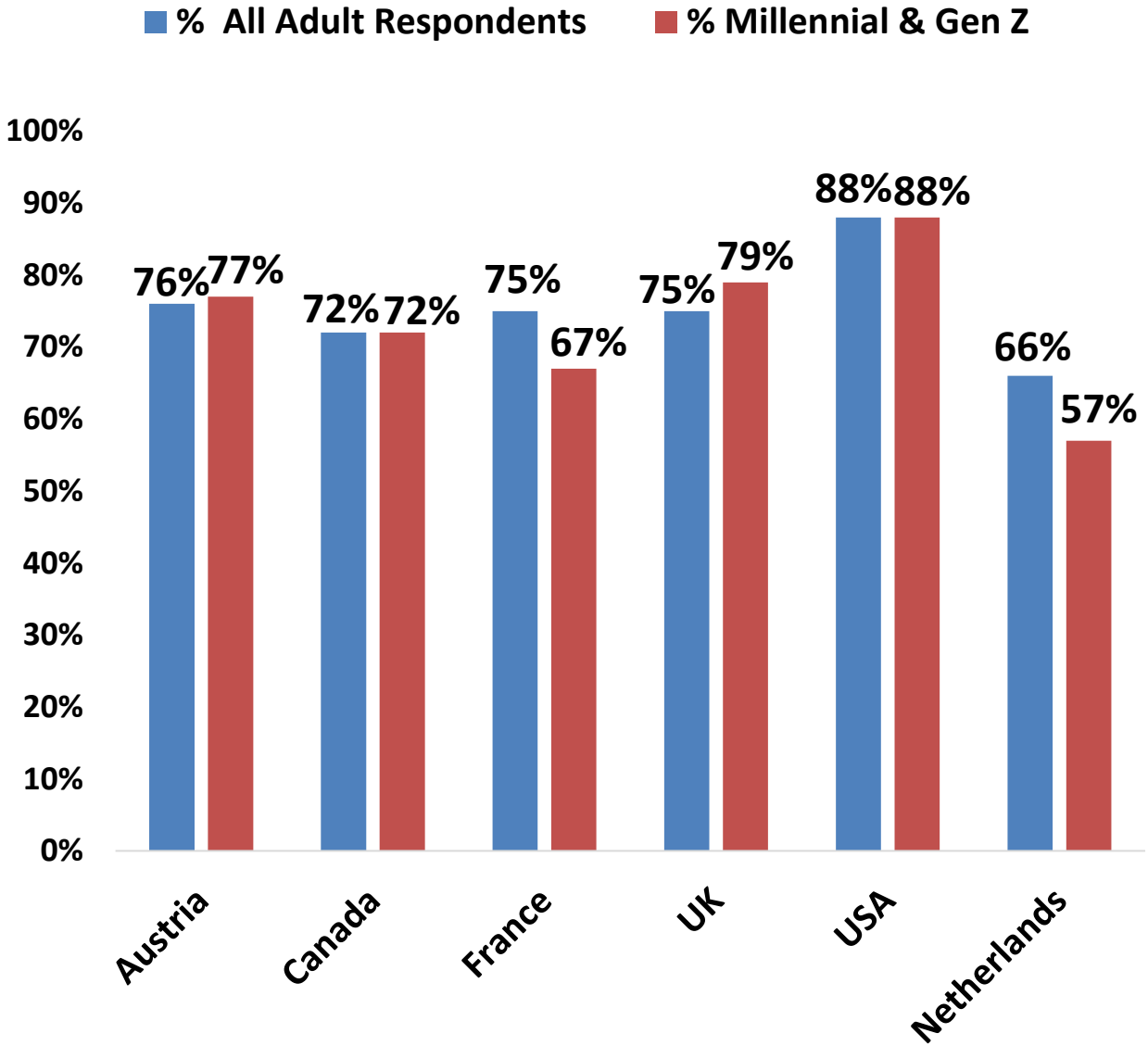
Moreover, two-thirds (66 percent) of Dutch respondents and a majority (57 percent) of Dutch Millennials & Gen Z agree that Holocaust education should be compulsory in school.

Furthermore, 64 percent of both Dutch respondents and Dutch Millennials/Gen Z say that educators in the Netherlands should be given more professional development opportunities and resources to teach about the Holocaust.

Table 15. Holocaust Education Perceptions		
Statement	Percent Dutch Respondents	Percent Dutch Millennials & Gen Z
It is important to continue to teach about the Holocaust, in part, so it doesn't happen again	77%	62%
Holocaust education should be compulsory in school	66%	57%
Educators in the Netherlands should be given more professional development opportunities and resources to teach students about the Holocaust	64%	64%

Two-thirds (**66 percent**) of Dutch respondents, including **57 percent** of Dutch Millennials and Gen Z respondents, agree that **Holocaust education should be compulsory in school** – the **lowest** of any country studied.

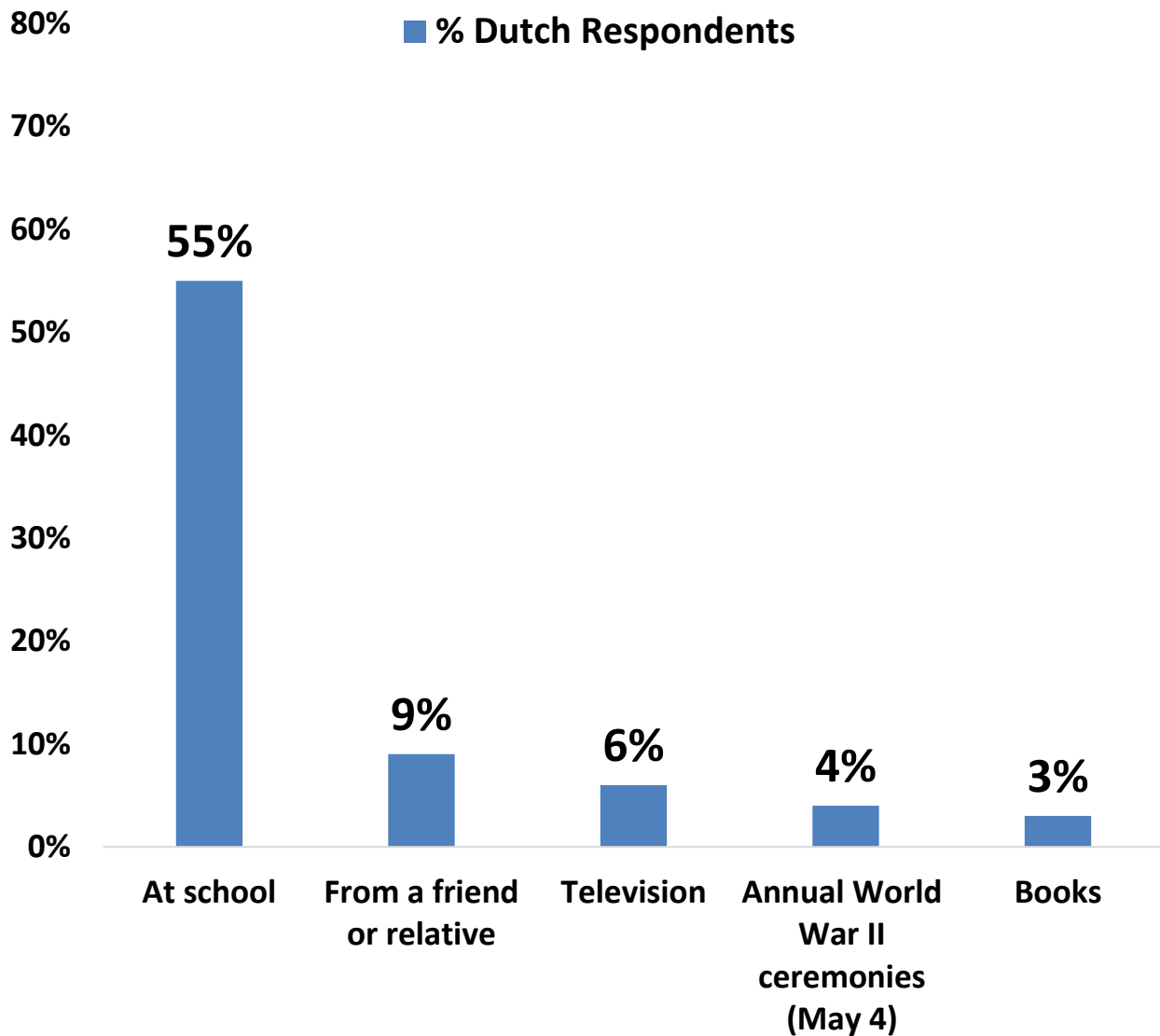
**Chart 11. Holocaust Education**  
Showing % Believe Holocaust Education Should Be Compulsory in School By Country



More than one-half (55 percent) of Dutch respondents first learned about the Holocaust in school, while just three percent first learned about the Holocaust through books.

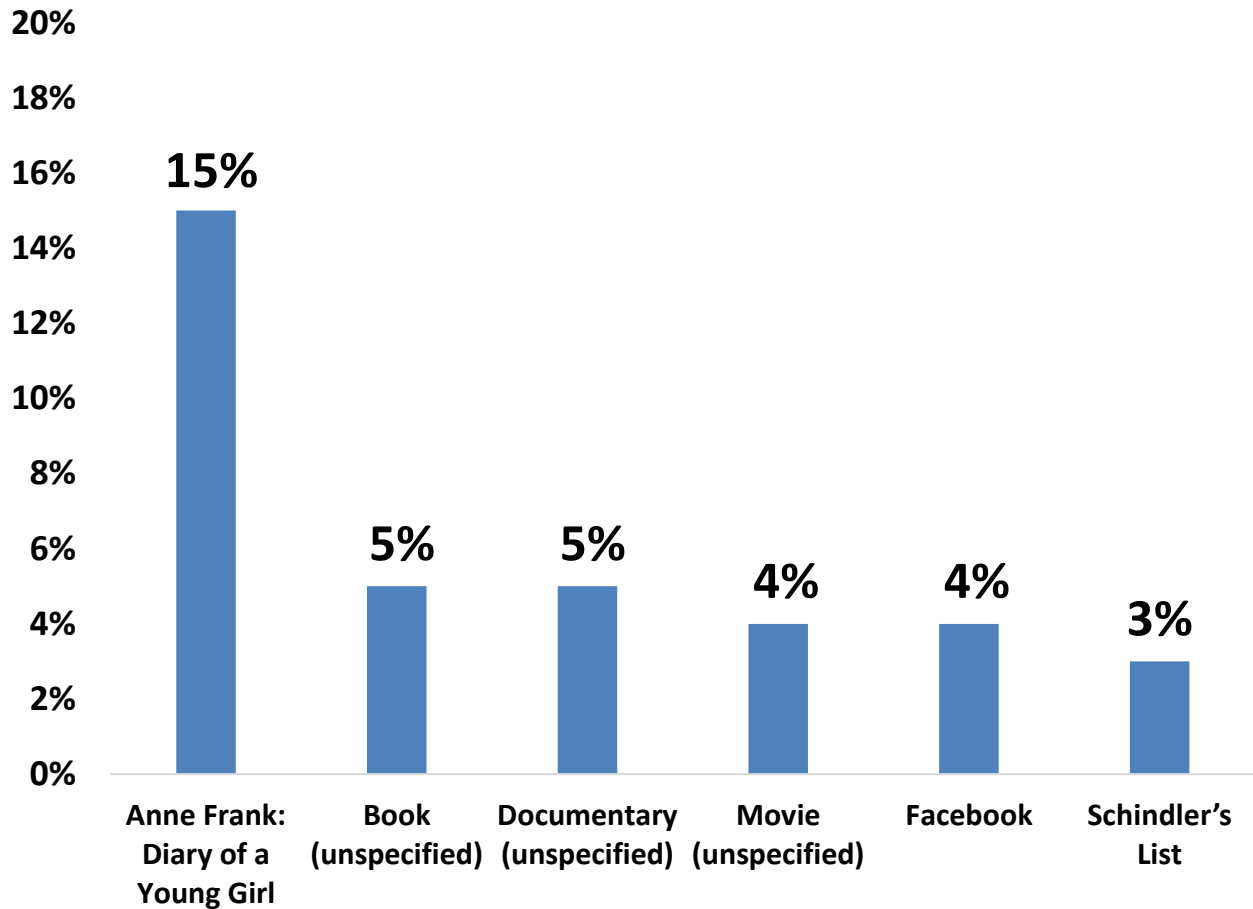
**Chart 12. Where Respondents First Learned of the Holocaust**

**Showing % of Dutch Respondents**



Among the 12 percent of Dutch respondents who first learned of the Holocaust through TV, books, movies, or social media, *Anne Frank: Diary of a Young Girl* is the most frequently cited source (15 percent) \*.

**Chart 13. Media Sources from which Respondents First Learned of the Holocaust**  
**Showing % of Dutch Respondents Who Learned about the Holocaust from Media**



\* Question was asked in an "Open Ended" format, meaning that respondents were not offered choices, and instead answered in their own words.

## Appendix: Additional Data Collected

Additionally, more than one-half of Dutch respondents believe that antisemitism in the general population and among politicians is either more widespread or just as widespread compared to 10 years ago.

Indeed, 53 percent of Dutch respondents, including 39 percent of Millennials and Gen Z respondents, believe that antisemitism in the general population is either more widespread (30 percent) or unchanged (23 percent) compared to 10 years ago.

<b>Table 16. Perceptions of Antisemitism in the General Population Today Compared to 10 Years Ago</b>				
<b>Position</b>	<b>Percent Dutch Respondents</b>	<b>Percent Dutch Millennials &amp; Gen Z</b>		
<b>More Widespread</b>	<b>30%</b>	<b><u>MORE WIDESPREAD OR NO CHANGE:</u></b> <b><u>53%</u></b>	<b>24%</b>	<b><u>MORE WIDESPREAD OR NO CHANGE:</u></b> <b><u>39%</u></b>
<b>There has been no change</b>	<b>23%</b>		<b>15%</b>	
<b>Less Widespread</b>	<b>25%</b>		<b>38%</b>	
<b>Not sure</b>	<b>22%</b>		<b>23%</b>	

Similarly, 53 percent of Dutch respondents, including 40 percent of Dutch Millennials & Gen Z respondents, also say antisemitism among Dutch politicians is either more widespread (29 percent) or unchanged (24 percent) compared to 10 years ago.

<b>Table 17. Perceptions of Antisemitism Among Dutch Politicians Today Compared to 10 Years Ago</b>				
<b>Position</b>	<b>Percent Dutch Respondents</b>	<b>Percent Dutch Millennials &amp; Gen Z</b>		
<b>More Widespread</b>	<b>29%</b>	<b><u>MORE WIDESPREAD OR NO CHANGE:</u> <u>53%</u></b>	<b>19%</b>	<b><u>MORE WIDESPREAD OR NO CHANGE:</u> <u>40%</u></b>
<b>There has been no change</b>	<b>24%</b>		<b>21%</b>	
<b>Less Widespread</b>	<b>20%</b>		<b>31%</b>	
<b>Not sure</b>	<b>27%</b>		<b>29%</b>	

Roughly four-in-10 (38 percent) Dutch respondents, as well as nearly one-half (47 percent) of Dutch Millennials and Gen Z have seen Holocaust denial or distortion on social media or elsewhere online.

Table 18. Experience Seeing Holocaust Denial or Distortion on Social Media or Elsewhere Online		
Frequency	Percent Dutch respondents	Percent Dutch Millennials & Gen Z
Yes, often	7%	11%
Yes, occasionally	12%	15%
Yes, once or twice	19%	21%
No	50%	40%
Not sure	12%	13%

**TOTAL  
YES:  
38%**

**TOTAL  
YES:  
47%**