



# 2022 EAVS Data Brief: United States

EAVS Jurisdictions:  
**6,460**

## + Voter Registration

Active Reg. Voters as of Nov. 8, 2022<sup>1</sup>

203,660,564

Reg. Forms Received<sup>2\*</sup>

80,764,222

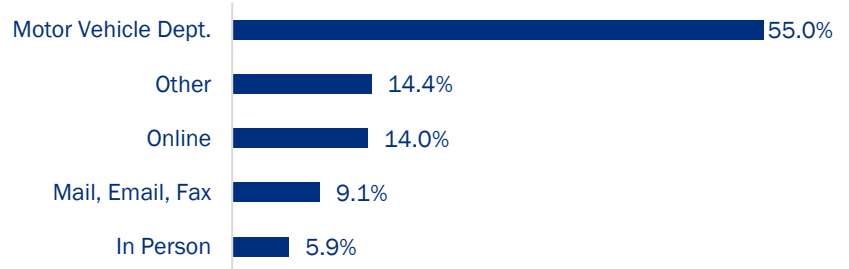
Total Confirmation Notices Sent<sup>3\*</sup>

26,601,983

Voters Removed from Reg. Rolls<sup>4\*</sup>

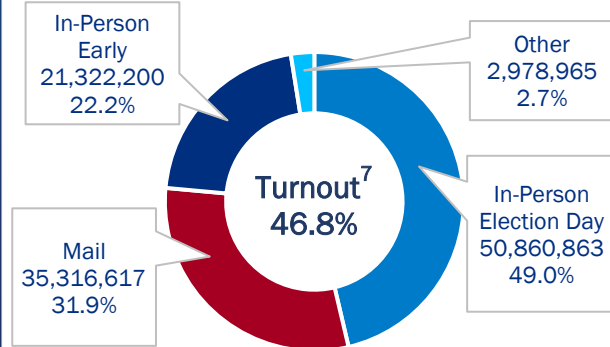
19,260,000

## Source of Registration Applications<sup>5</sup>



## + Voting and Turnout

### Voters Participating By Mode<sup>6</sup>

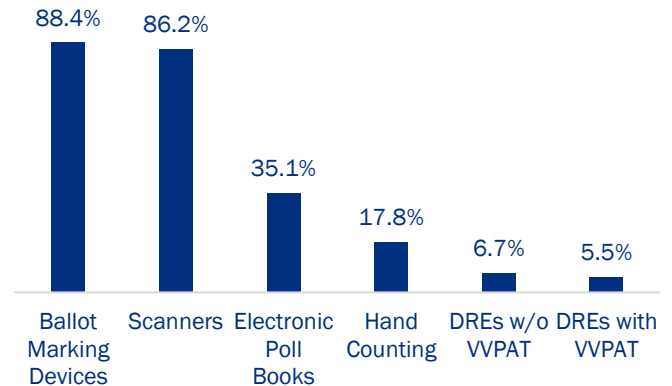


Total Voting Locations<sup>8</sup>: 94,793

Total Poll Workers<sup>9</sup>: 645,219

## + Election Technology

### Percentage of Jurisdictions Using...<sup>10</sup>



## + Mail Ballots

- 61,460,139 mail ballots transmitted<sup>11</sup>
- 59.7% of transmitted mail ballots returned by voters<sup>12</sup>
- 97.4% of returned mail ballots counted<sup>13</sup>
- 1.5% of returned mail ballots rejected<sup>14</sup>

## + Election Audits<sup>15</sup>

53	States conducted logic and accuracy testing
42	States conducted post-election tabulation audits
26	States conducted ballot reconciliation audits
12	States conducted other audits
9	States conducted compliance/procedural audits
6	States conducted access audits
6	States conducted eligibility audits
2	States conducted legal audits
1	State conducted ballot design audit

### Notes

EAVS data and reports may be downloaded at [www.eac.gov/research-and-data/datasets-codebooks-and-surveys](http://www.eac.gov/research-and-data/datasets-codebooks-and-surveys).

Responses of “Does not apply,” “Data not available,” and “Valid skip” are shown as zeroes or dashes. Percentages may not sum to 100% because of missing data or rounding.

\* Close of registration for 2020 general election to close of registration for 2022 general election.

<sup>1</sup> A1b of EAVS.

<sup>2</sup> A3a of EAVS.

<sup>3</sup> A8a of EAVS.

<sup>4</sup> A9a of EAVS.

<sup>5</sup> Mail, Email, Fax is A4a/A3a. In Person is A4b/A3a. Online is A4c/A3a. Motor Vehicle Dept. is A4d/A3a. Other is the sum of A4e–A4l/A3a. May not sum to 100% because of missing data.

<sup>6</sup> In-Person Election Day is F1b. Mail is F1d+F1g. In-Person Early is F1f. Other is F1c+F1e+F1h.

<sup>7</sup> F1a of EAVS divided by citizen voting age population (CVAP).

<sup>8</sup> D2a of EAVS.

<sup>9</sup> D7a of EAVS.

<sup>10</sup> F3a–f, F5a–F9a of EAVS; number of jurisdictions that responded “Yes” divided by number of jurisdictions in state/territory.

<sup>11</sup> C1a of EAVS.

<sup>12</sup> C1b/C1a of EAVS.

<sup>13</sup> C8a/C1b of EAVS.

<sup>14</sup> C9a/C1b of EAVS.

<sup>15</sup> Q36 of Policy Survey. See survey questionnaire for full definitions of each type of audit.