



Food and Agriculture
Organization of the
United Nations



Accelerating FAO support on SDG monitoring

Resources available

November 2023



Contents

Background	1
Inventory of all FAO resources available for supporting SDG monitoring	11
1. Websites and key online resources	11
2. FAO publications	13
3. Articles	14
4. E-learning courses	15
5. FAO and the SDG-indicators newsletter.....	16
6. Multimedia (Videos).....	16

Background

As the custodian organization for [21 SDG indicators](#) and a contributing agency to another five indicators, one of the Organization's top priorities is to improve the capacity of Member countries to measure the Sustainable Development Goals (SDGs) and monitor the [2030 Agenda for Sustainable Development](#).

With now less than seven years left until 2030, measuring the SDG indicators under FAO custodianship not only consists in measuring countries' progress in the achievement of the SDGs and preparing credible voluntary national reviews, but it is also key to support evidence-based decision-making for sustainable investments and the needed transformation of the food and agricultural sector. Measuring SDG indicators is also essential to raise awareness on the challenges faced in the food and agriculture sector and inform flagship publications, including the ["State of the World"](#) collection.

Finally, it is vital to monitor progress in the implementation of regional and international agendas, including the Malabo Declaration, the Post-2020 Global Biodiversity Framework and Agenda 2063.

Table 1 summarizes how each SDG indicator supports decision-making, FAO knowledge products and additional monitoring frameworks.

Recent reporting rates corroborate the enormous need for capacity development at national level to ensure that most countries can produce and report on most SDG indicators by 2030. While challenges vary from one country to another, recent analyses highlight the main obstacles to achieving the SDGs:





- 1) Non-alignment of national/regional indicators with the Global Indicator Framework
- 2) Low/inefficient investments in SDG data production and use, both from national governments and custodian agencies
- 3) Lack of proper SDG coordination at country level, particularly across government organizations/ministries
- 4) Capacity gaps to collect, compile, report and use SDG indicators
- 5) Insufficient coordination on SDG data in the UN system across agencies (e.g. in planning and supporting integrated data collection and capacity development activities)
- 6) Financial resource constraints at country level
- 7) Persistent confusion among countries between the politics and statistics of the 2030 Agenda
- 8) Insufficient investment funds from the custodian agencies dedicated to monitoring, follow-up and support projects in support to SDG monitoring
- 9) Uncertain criteria for the applicability of SDG indicators in countries leading to low adoption or cherry picking of indicators.

To facilitate targeted interventions, [country profiles](#) based on the findings of FAO 2018–2019 Statistical Capacity Assessment Survey for SDG Indicators were produced. They showed that more than 80 percent of countries would require some form of assistance in order to produce the SDG indicators under FAO custodianship.

In order to overcome these challenges, FAO is committed to scaling up support to countries to ensure that high quality and comparable data for the SDGs are produced and used in support to decision-making and SDG national, regional and global monitoring. The Organization has developed regional roadmaps to ensure that this support is embedded in FAO's cooperation framework and activities at country level.

One element of this roadmap is to better communicate to national counterparts the resources available to them, to improve their capacity to monitor the SDGs. The following document, prepared by FAO's Office of the Chief Statistician, contains a wealth of relevant information which can support countries in producing, analyzing and using SDG indicators, as well as understanding how they can receive support from FAO to this end.

Table 1: SDG indicators under FAO custodianship: Use in development agendas, policies, monitoring frameworks and FAO flagship publications

Development agenda and policy value	SDG indicators under FAO custodianship	Other monitoring frameworks ¹	FAO flagship publications ²	Four betters' contribution ³
<ul style="list-style-type: none"> Monitor outcomes of food security and right to food programmes at national level 	 <p>2.1.1 Prevalence of undernourishment (PoU)</p>	<ul style="list-style-type: none"> Malabo Declaration (AUC) (3.5iv) Integrated 2030 and 2063 Agenda framework (UNECA-AUC) CARICOM SDG Monitoring Framework ECLAC SDG Monitoring Framework ESCAP SDG Monitoring Framework Pacific Roadmap for Sustainable Development 	SOFI	
<ul style="list-style-type: none"> Assist in designing targeted interventions and monitor outcomes at national but also more disaggregated level (e.g. by subnational geography, gender, population groups) of: food security and right to food programmes; malnutrition programmes; and social protection programmes. Can be used to provide evidence of COVID-19 impact on food security and access to food (through rapid assessment based on FIES) and better target/monitor COVID-19-related responses. 	 <p>2.1.2 Prevalence of moderate or severe food insecurity in the population, based on the Food Insecurity Experience Scale (FIES)</p>	<ul style="list-style-type: none"> Malabo Declaration (AUC) (3.5iv) Integrated 2030 and 2063 Agenda Framework (UNECA-AUC) CARICOM SDG Monitoring Framework ECLAC SDG Monitoring Framework ESCAP SDG Monitoring Framework 	SOFI	

¹ EU SDG Indicator set 2020 (https://ec.europa.eu/eurostat/documents/276524/10369740/SDG_indicator_2020.pdf)

Quadrennial report on regional progress and challenges in relation to the 2030 Agenda for Sustainable Development in Latin America and the Caribbean (https://repositorio.cepal.org/bitstream/handle/11362/44552/S1900432_en.pdf?sequence=7&isAllowed=y)





Asia and the Pacific SDG Progress Report 2020 (www.unescap.org/sites/default/files/publications/ESCAP_Asia_and_the_Pacific_SDG_Progress_Report_2020.pdf)







Document for preparing country Biennial Review report on progress made for achieving the Malabo Declaration Goals and Targets (https://au.int/sites/default/files/documents/32377-doc-technical_guidelines_for_reporting_on_malabo_rev2_eng.pdf)


Towards achieving the Sustainable Development Goals in the UNECE region (https://www.unece.org/fileadmin/DAM/stats/publications/2020/SDG_report_for_web.pdf)








² List of FAO flagship publications: The State of Agricultural Commodity Markets (SOCO); The State of Food Security and Nutrition in the World (SOFI); The State of Food and Agriculture (SOFA); The State of World Fisheries and Aquaculture (SOFIA); The State of the World's Land and Water Resources for food and agriculture (SOLAW); The State of the World's Biodiversity for Food and Agriculture (SOW-BFA); The State of the World's Animal Genetic Resources for Food and Agriculture (SoW-AnGR); The State of the World's Plant Genetic Resources for Food and Agriculture (SOW-PGR); and The State of the World's Aquatic Genetic Resources for Food and Agriculture (SoWAqGR).




³ FAO Strategic Framework 2022-31 (<https://www.fao.org/strategic-framework/en>).







Development agenda and policy value	SDG indicators under FAO custodianship	Other monitoring frameworks ¹	FAO flagship publications ²	Four betters' contribution ³
<ul style="list-style-type: none"> Assist in designing targeted interventions and monitor outcomes at national but also more disaggregated level (e.g. subnational geography, farm size, gender, and indigenous status and population groups) of poverty eradication, rural development, youth employment, control of irregular migration and inequality reduction strategies focusing on connecting smallholders to market and increasing their productivity and livelihoods. Support the implementation and the outcome measurement of the Hand-in-Hand Initiative 	 <p>2.3.1 Volume of production per labour unit by classes of farming / pastoral / forestry enterprise size 2.3.2 Average income of small-scale food producers, by sex and indigenous status</p>	<ul style="list-style-type: none"> Integrated 2030 and 2063 Agenda framework (UNECA-AUC) ECLAC SDG Monitoring Framework 	SOFA	
<ul style="list-style-type: none"> Provide evidence on the level of agricultural sustainability across 11 sustainability dimensions at the farm level, allowing for in-depth analysis to support and monitor outcomes of: <ul style="list-style-type: none"> The adoption of more sustainable practices with a better understanding of possible synergies and trade-offs between sustainability dimensions Strategies and programmes to stimulate farms' economic growth and resilience Sustainable water use and management programmes Agricultural practices on soil health The mainstreaming of biodiversity-friendly practices in agricultural production systems The implementation of International Code of Conduct on Pesticide Management The implementation of International Code of Conduct for the sustainable 	 <p>2.4.1 Proportion of agricultural area under productive and sustainable agriculture</p>	<ul style="list-style-type: none"> Malabo Declaration (AUC) (6.1ii) Integrated 2030 and 2063 Agenda framework (UNECA-AUC) ECLAC SDG Monitoring Framework Pacific Roadmap for Sustainable Development 	SOFA SOW-BFA	





Development agenda and policy value	SDG indicators under FAO custodianship	Other monitoring frameworks ¹	FAO flagship publications ²	Four betters' contribution ³
<p>use and management of fertilizers</p> <ul style="list-style-type: none"> ○ The improvement of working conditions and decent employment of unskilled workers in agriculture ○ Equal access to secure tenure rights of land 				
<ul style="list-style-type: none"> • Support and monitor the implementation of key international policy instruments for the conservation and use of plant and animal genetic resources at global and national level (e.g. International Treaty on Plant Genetic Resources for Food and Agriculture, Global Plan of Action for Animal Genetic Resources, Post-2020 Global Biodiversity Framework) • Assist in the design, implementation and monitoring of National Biodiversity Strategies and Action plans 	 <p>2.5.1. Number of plant and animal genetic resources for food and agriculture secured in medium or long term conservation facilities</p>	<ul style="list-style-type: none"> • Post-2020 Global Biodiversity Framework • CARICOM SDG Monitoring Framework • Pacific Roadmap for Sustainable Development 	<p>SOW-BFA SoW-AnGR SOW-PGR</p>	
<ul style="list-style-type: none"> • Support and monitor the implementation of key international policy instruments for the conservation and use of animal genetic resources at global and national level (e.g. Global Plan of Action for Animal Genetic Resources and Post-2020 Global Biodiversity Framework) • Assist in the design, implementation and monitoring of National Biodiversity Strategies and Action plans 	 <p>2.5.2 Proportion of local breeds, classified as being at risk, not-at-risk or unknown level of risk of extinction</p>	<ul style="list-style-type: none"> • Post-2020 Global Biodiversity Framework • CARICOM SDG Monitoring Framework 	<p>SOW-BFA SoW-AnGR</p>	
<ul style="list-style-type: none"> • Provide evidence on government support to the agriculture sector in relation to GDP distribution of the food and agriculture sector and, thus support evidence-based advocacy strategies for increased investments in agriculture 	 <p>2.a.1 The agriculture orientation index for government expenditures</p>	<ul style="list-style-type: none"> • Malabo Declaration (AUC) (2.1i) • Integrated 2030 and 2063 Agenda framework (UNECA-AUC) • CARICOM SDG Monitoring Framework • ESCAP SDG Monitoring Framework • Pacific Roadmap for Sustainable Development 	<p>SOFA</p>	

Development agenda and policy value	SDG indicators under FAO custodianship	Other monitoring frameworks ¹	FAO flagship publications ²	Four betters' contribution ³
<ul style="list-style-type: none"> Support the analysis of challenges related to food access and global market failures Support the implementation of policy measures to reduce price volatilities for key commodities and their impact on food insecurity 	 <p>2.c.1 Indicator of (food) price anomalies</p>	<ul style="list-style-type: none"> Malabo Declaration (AUC) (5.2ii) 	SOCO	
<ul style="list-style-type: none"> Provide evidence on agricultural land tenure and secure access rights of agricultural land by sex, necessary to inform land tenure reforms and facilitate the mainstreaming of the gender dimension in these reforms Support the implementation and monitoring of the Voluntary Guidelines on Responsible Governance of Tenure of Land, Fisheries, and Forest in the Context of National Food Security 	 <p>5.a.1 (a) Percentage of people with ownership or secure rights over agricultural land (out of total agricultural population), by sex; and (b) share of women among owners or rights-bearers of agricultural land, by type of tenure</p>	<ul style="list-style-type: none"> Malabo Declaration (AUC) (3.1vi) Integrated 2030 and 2063 Agenda framework (UNECA-AUC) 	SOFA	
<ul style="list-style-type: none"> Provide evidence of structural gender inequalities in agricultural land tenure rights and facilitate gender mainstreaming in land tenure reform Support the implementation and monitoring of the Voluntary Guidelines on Responsible Governance of Tenure of Land, Fisheries, and Forest in the Context of National Food Security 	 <p>5.a.2 Percentage of countries where the legal framework (including customary law) guarantees women's equal rights to land ownership and/or control</p>	<ul style="list-style-type: none"> Pacific Roadmap for Sustainable Development 	SOFA	
<ul style="list-style-type: none"> Support and monitor the implementation of water management policies and programmes aiming at improving water use efficiency in the agricultural sector. 	 <p>6.4.1 Change in water use efficiency over time</p>		SOLAW	

Development agenda and policy value	SDG indicators under FAO custodianship	Other monitoring frameworks ¹	FAO flagship publications ²	Four betters' contribution ³
<ul style="list-style-type: none"> • Provide evidence on water scarcity and assist in informing/monitoring water scarcity management policies and programmes as well as in supporting cross-sector dialogues on water as a shared resource. • Help advocate for and monitor the implementation of the Global Framework on Water Scarcity in Agriculture (WASAG) hosted by FAO and backed by the strong commitment of its partners worldwide 	 <p>6.4.2 Level of water stress: freshwater withdrawal as a proportion of available fresh water resources</p>	<ul style="list-style-type: none"> • Post-2020 Global Biodiversity Framework • Integrated 2030 and 2063 Agenda framework (UNECA-AUC) • CARICOM SDG Monitoring Framework • ESCAP SDG Monitoring Framework • UNECE SDG Monitoring Framework 	SOLAW	
<ul style="list-style-type: none"> • Support the design of targeted interventions to reduce food losses along the value chain for commodities of relevance at national level and, thus to reduce their impact on GHG emissions, food availability and food producers' income losses 	 <p>12.3.1.a Food Loss Index (GFLI)</p>	<ul style="list-style-type: none"> • Post-2020 Global Biodiversity Framework • Malabo Declaration (AUC) (3.3) 	SOW-BFA	
<ul style="list-style-type: none"> • Assist in informing and monitoring the outcomes of fish stock replenishment programmes • Inform the identification of species priorities for the development of marine aquaculture • Support the advocacy for more sustainable uses of marine resources at national level (including the Blue Growth Initiative) 	 <p>14.4.1 Proportion of fish stocks within biologically sustainable levels</p>	<ul style="list-style-type: none"> • Post-2020 Global Biodiversity framework • Integrated 2030 and 2063 Agenda framework (UNECA-AUC) • CARICOM SDG Monitoring Framework • ECLAC SDG Monitoring Framework • Pacific Roadmap for Sustainable Development 	SOFIA SOW- BFA SoWAqGR	 

Development agenda and policy value	SDG indicators under FAO custodianship	Other monitoring frameworks ¹	FAO flagship publications ²	Four betters' contribution ³
<ul style="list-style-type: none"> • Support the advocacy and targeted programmes for more sustainable uses of marine resources and the implementation of IUU instruments at national level • Support the advocacy, implementation and monitoring of the following key instruments: <ul style="list-style-type: none"> ○ Code of Conduct for Responsible Fisheries ○ The 1982 United Nations Convention on the Law of the Sea(UNCLOS) ○ The Agreement for the Implementation of the Provisions of the United Nations Convention on the Law of the Sea of 10 December 1982 Relating to the Conservation and Management of Straddling Fish Stocks and Highly Migratory Fish Stocks (UN Fish Stocks Agreement, 2001) ○ The International Plan of Action to Prevent, Deter and Eliminate Illegal, Unreported and Unregulated Fishing (IPOA-IUU) (29 May 2018) ○ The 2009 FAO Agreement on Port State Measures to Prevent, Deter and Eliminate Illegal, Unreported and Unregulated Fishing (PSMA) (2016) ○ The FAO Voluntary Guidelines for Flag State Performance (VG-FSP) ○ The FAO Agreement to Promote Compliance with International Conservation and Management Measures by Fishing Vessels on the High Seas (Compliance Agreement) (2003) 	<div style="text-align: center;">  <p>14.6.1 Progress by countries in the degree of implementation of international instruments aiming to combat illegal, unreported and unregulated fishing</p> </div>	<ul style="list-style-type: none"> • Post-2020 Global Biodiversity Framework • Pacific Roadmap for Sustainable Development • UNECE SDG Monitoring Framework 	<p>SOFIA SOW-BFA</p>	<div style="display: flex; justify-content: space-around; align-items: center;">   </div>

Development agenda and policy value	SDG indicators under FAO custodianship	Other monitoring frameworks ¹	FAO flagship publications ²	Four betters' contribution ³
<ul style="list-style-type: none"> Support the monitoring of sustainable development of the fishery and aquaculture sector and the implementation of related aquaculture and fishing development programmes at national level (including the Blue Growth Initiative) Assist in advocating for a more equal benefit of the fishery and aquaculture sector, in particular for SIDS and least developed countries. 	 <p>14.7.1 Sustainable fisheries as a percentage of GDP in small island developing States, least developed countries and all countries</p>	<ul style="list-style-type: none"> Integrated 2030 and 2063 Agenda framework (UNECA-AUC) Pacific Roadmap for Sustainable Development 	SOFIA	
<ul style="list-style-type: none"> Support the advocacy and targeted programmes for more sustainable uses of marine resources and the implementation of instruments which recognizes and protects access rights for small-scale fisheries at national level Support the advocacy, implementation and monitoring of the Code of conduct for responsible fisheries 	 <p>14.b.1 Progress by countries in adopting and implementing a legal / regulatory / policy / institutional framework which recognizes and protects accessrights for small-scale fisheries</p>	<ul style="list-style-type: none"> Pacific Roadmap for Sustainable Development 	SOFIA	
<ul style="list-style-type: none"> Support the advocacy, implementation and monitoring of zero deforestation, afforestation and reforestation programmes Monitor and support the use of REDD + (Reducing emissions from deforestation and forest degradation) in the implementation of the Paris Agreement on climate change 	 <p>15.1.1 Forest area as a percentage of total land area</p>	<ul style="list-style-type: none"> Post-2020 Global Biodiversity Framework Integrated 2030 and 2063 Agenda framework (UNECA-AUC) CARICOM SDG Monitoring Framework ECLAC SDG Monitoring Framework ESCAP SDG Monitoring Framework Pacific Roadmap for Sustainable Development UNECE SDG Monitoring Framework EU SDG indicators for 2020 monitoring report 	SOFO SOW-BFA SOLAW	

Development agenda and policy value	SDG indicators under FAO custodianship	Other monitoring frameworks ¹	FAO flagship publications ²	Four betters' contribution ³
<ul style="list-style-type: none"> • Support the advocacy, implementation and monitoring of zero deforestation, afforestation and reforestation programmes • Monitor and support the use of REDD + (Reducing emissions from deforestation and forest degradation) in the implementation of the Paris Agreement on climate change • Support the design, implementation and monitoring of sustainable forest management policies and programmes at national level 	 <p>15.2.1 Progress towards sustainable forest management</p>	<ul style="list-style-type: none"> • Post-2020 Global Biodiversity Framework • ESCAP SDG Monitoring Framework 	<p>SOFO SOW-BFA</p>	
<ul style="list-style-type: none"> • Assist in the design, implementation and monitoring of sustainable mountain development programmes • Help promote sustainable management and landscape restoration programmes and protect and conserve mountain biodiversity through crop diversification, and soil conservation 	 <p>15.4.2 Mountain Green Cover and Proportion of Degraded Mountain Area</p>	<ul style="list-style-type: none"> • UNECE SDG Monitoring Framework 	<p>SOW-BFA</p>	

Inventory of all FAO resources available for supporting SDG monitoring

1. Websites and key online resources



FAO SDG Indicators portal

The portal provides access to all available data (e.g. SDG database, microdata files...) on the SDG Indicators under FAO custodianship at the global, regional and country levels, a variety of interactive data visualization tools, metadata and other methodological documentation and relevant capacity development initiatives, e-learning courses, newsletters, recent publications and events. Available in [Arabic](#), [Chinese](#), [English](#), [French](#), [Russian](#) and [Spanish](#).



SDG indicators domain in FAOSTAT

[FAOSTAT's domain](#) complements the global SDG database administered by the United Nations Statistical Division, as well as FAO's SDG indicators portal, by providing access to the available data for each of the 21 indicators under FAO custodianship. It offers interactive data visualizations, advanced data filtering, data comparability, country profiles, and provides an entry point to the methodological documents and focal points for each indicator.



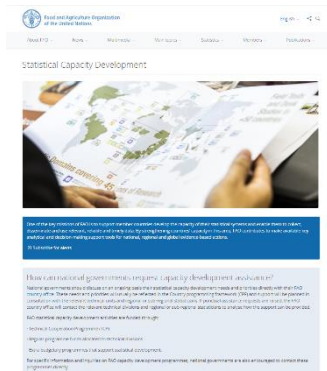
FAO Country Profiles (internal resource)

The [SDG performance country profiles](#) highlight the current data availability of SDG indicators and capacity development needs. The tool is aimed to help colleagues in decentralized offices gain easy access to key data, indicators and data visualizations at the national level from different FAO domains. The country profile tool includes three modules on food security and nutrition indicators, basic statistics of agriculture, and [SDG indicators](#).



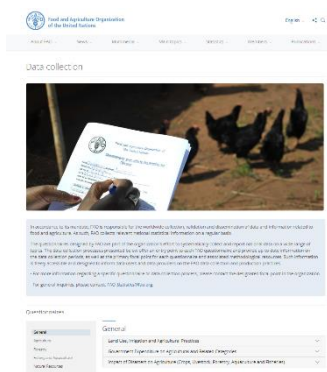
FAO's Statistical Capacity Assessment

FAO conducted a Statistical Capacity Assessment in early 2019 to provide overall insight on the strengths and weaknesses of member countries' national statistical systems' capacity for monitoring and reporting on the 21 SDG indicators under FAO custodianship. The results for each country are available in [English](#), [French](#) and [Spanish](#) on the FAO SDG Indicators Portal.



Inventory of FAO statistical capacity development programmes and services

Specially designed to assist decentralized offices in planning, elaborating Country Programming Frameworks (CPF) and engaging with national stakeholders and the UN country team, this [webpage](#) provides detailed information about what FAO offers in terms of technical assistance and capacity building activities, and the different ways to request assistance.



Calendar of FAO data collection

This [webpage](#) provides a new interface to consult the calendar of FAO data collections, the questionnaires to be dispatched and their respective focal point in the Organization. It covers a wide range of statistical domains: land use, government expenditures, disasters, agriculture, forestry, fishery and aquaculture, and natural resources.



Agenda 2030 and the SDGs at the global level

- [Sustainable Development Knowledge Platform](#)
- [Transforming Our World: The 2030 Agenda for Sustainable Development](#)
- [Global indicator framework for the Sustainable Development Goals and targets of the 2030 Agenda for Sustainable Development](#)
- [The Sustainable Development Goals Reports \(since 2016\)](#)

2. FAO publications



SDG progress report “Tracking progress on food and agriculture-related SDG indicators”

Published annually, [“Tracking progress on food and agriculture-related SDG indicators”](#) offers analysis and trends on SDG indicators related to FAO mandate, highlighting areas of progress and areas where further effort is needed. The report is available in a digital format in the six official languages of FAO.

2023 edition | [Online report](#) | [Printable version \[pdf\]](#) | [Press release](#)



FACTSHEETS ON THE 21 SDG INDICATORS UNDER FAO CUSTODIANSHIP

A HIGHLIGHT OF THE MAIN INDICATORS WITH THE GREATEST GAPS IN COUNTRY REPORTING



Factsheets on the 21 SDG indicators under FAO custodianship: A highlight of the main indicators with the greatest gaps in country reporting (2020)

For each of the 21 SDG indicators under FAO custodianship, a concise factsheet provides the latest information on data availability and country coverage; the methodology for compiling the indicator and the process followed for establishing it as an international standard; a description of data sources and the main constraints faced by countries in reporting the indicators; and a list of the main tools, resources and initiatives developed by FAO for providing technical support to countries. The report is available in [English](#).



Guidelines on data disaggregation for SDG Indicators using survey data



Guidelines on data disaggregation for SDG Indicators using survey data (2021)

As a member of the working group on data disaggregation, FAO has taken numerous steps towards supporting Member Countries in the production of disaggregated estimates. Within this framework, these [Guidelines](#) offer methodological and practical guidance for the production of direct and indirect disaggregated estimates of SDG indicators having surveys as their main or preferred data source. Furthermore, the publication provides tools to assess the accuracy of these estimates and presents strategies for the improvement of output quality, including Small Area Estimation methods. The report is available in [English](#). It is complemented by a number of technical reports and case studies that can be accessed [here](#).

3. Articles

- [The FAO contribution to monitoring SDGs for food and agriculture.](#) Nature Plants (2019).
- [The Challenge of Measuring Agricultural Sustainability in All Its Dimensions.](#) Journal of Sustainable Research (2019).
- [Validation of methods and data for SDG indicators.](#) Statistical Journal of the IAOS (2019).
- [Are We Serious About Achieving the SDGs? A Statistician's Perspective.](#) IISD (2020).
- [A Bold Call for Action Needed on Measuring SDG Indicators.](#) IISD (2020).
- [A statistical approach for assessing progress towards the SDG targets.](#) IOS Press (2020).
- [Capacité des États africains à produire des données pour le suivi de l'ODD 2.](#) Statéco, (2020).
- [New needs and training modalities for the sustainable transfer of know-how on food and agriculture statistics in the COVID era](#) (2021).
- [Using Standardized Time Series Land Cover Maps to Monitor the SDG Indicator "Mountain Green Cover Index" and Assess Its Sensitivity to Vegetation Dynamics.](#) ISPRS Int. J. Geo-Inf (2021).
- [Strengthening Data Use to Achieve the 2030 Agenda.](#) IISD (2021).
- [Role of international, regional and country organizations in adapting to statistical standards and regional differences: The case of food and agriculture statistics.](#) IOS Press (2021).
- [Integrating Surveys with Geospatial Data through Small Area Estimation to Disaggregate SDG Indicators: A Practical Application on SDG Indicator 2.3.1.](#) IOS Press (2022).
- [The FAO-UN Women Partnership to Support Countries in Producing Sex-disaggregated Data on Agricultural Landownership: SDG Indicator 5.a.1.](#) IOS Press (2022).
- [Alternative Methods for Disaggregating Sustainable Development Goal Indicators Using Survey Data.](#) IOS Press (2022).

Access the full list on the [SDG-indicators website](#).

4. E-learning courses



A series of free multilingual [e-learning courses](#) to foster country adoption of best practices in data collection, analysis, and reporting of 21 SDG indicators. The current availability of these courses in the different UN languages is summarized in the table below, with new courses currently under development (UD) distinguished from courses to be developed (TBD) in the future contingent on the availability of new funds.

E-learners that complete the course and pass the final evaluation exam are granted a digital certification from the FAO e-learning Centre. This digital badge certification confirms that the e-learners have achieved the learning outcomes and competencies outlined in FAO e-learning courses.


Table 2: E-learning courses status (as of November 2023)

e-learning	English	French	Spanish	Arabic	Russian	Chinese	Portuguese
Introduction		TBD	TBD	TBD	TBD	TBD	TBD
2.1.1						TBD	TBD
2.1.2						TBD	TBD
2.3.1/2.3.2				TBD		TBD	TBD
2.4.1				TBD		TBD	TBD
2.5.1/2.5.2				TBD	TBD	TBD	TBD
2.a.1				TBD	TBD	TBD	TBD
2.c.1				TBD		TBD	TBD
5.a.1				TBD	TBD	TBD	TBD
5.a.2				TBD	TBD	TBD	TBD
6.4.1						TBD	
6.4.2				TBD		TBD	
12.3.1					TBD	TBD	TBD
14.4.1				TBD		UD	TBD
14.b.1							
15.1.1/15.2.1				TBD	TBD	TBD	TBD

*Courses highlighted in green are already available.

*Courses highlighted in yellow have been translated and are under development.

5. FAO and the SDG-indicators newsletter



Would you like to know more about the tools FAO offers to monitor the SDG indicators under FAO custodianship? Subscribe now to our quarterly newsletter and find out more about FAO's capacity development opportunities, free e-learning courses and certifications, and the progress made towards achieving the Sustainable Development Goals.

- [FAO and the SDG-indicators newsletters \(subscription form\)](#)
- [Recent releases](#)

6. Multimedia (Videos)



Collection of [videos](#) on monitoring progress on food and agriculture-related SDG indicators under FAO custodianship.