



منظمة الأغذية
والزراعة
للأمم المتحدة

联合国
粮食及
农业组织

Food
and
Agriculture
Organization
of
the
United
Nations

Organisation
des
Nations
Unies
pour
l'alimentation
et
l'agriculture

Продовольственная и
сельскохозяйственная
организация
Объединенных
Наций

Organización
de las
Naciones
Unidas
para la
Agricultura
y la
Alimentación

COUNCIL

Hundred and Thirty-fifth Session

Rome, 17-18 November 2008

Status of Contributions at 13 November 2008

Appendix A

Summary Status of Contributions to the Regular Programme^{a b}

		2008	2007 (for comparison)
1.	Amounts outstanding on 1 January		
	Current Assessments ^c	USD 222,749,000.00 EUR 185,677,500.00	USD 179,481,000.00 EUR 176,780,500.00
	Contributions in arrears ^d	USD 60,875,717.64 EUR 32,842,389.43	USD 67,746,245.15 EUR 23,520,332.64
	Total	USD 283,624,717.64 EUR 218,519,889.43	USD 247,227,245.15 EUR 200,300,832.64
2.	Receipts 1 January to 13 November		
	Current Assessments	USD 156,942,274.64 EUR 134,538,457.69	USD 118,155,874.70 EUR 114,607,191.20
	Contributions in arrears	USD 12,060,119.52 EUR 5,057,447.24	USD 21,610,912.66 EUR 5,520,475.92
	Total	USD 169,002,394.16 EUR 139,595,904.93	USD 139,766,787.36 EUR 120,127,667.12
3.	Amounts outstanding at 13 November		
	Current Assessments	USD 65,806,725.36 EUR 51,139,042.31	USD 61,325,125.30 EUR 62,173,308.80
	Contributions in arrears	USD 48,815,598.12 EUR 27,784,942.19	USD 46,135,332.49 EUR 17,999,856.72
	Total	USD 114,622,323.48 EUR 78,923,984.50	USD 107,460,457.79 EUR 80,173,165.52
	Instalments due in future Years	USD 4,051,533.13 EUR 9,592.33	USD 5,118,263.71 EUR 5,610.48
	Total Outstanding	USD 118,673,856.61 EUR 78,933,576.83	USD 112,578,721.50 EUR 80,178,776.00

^a Appendix B sets out full details of receipts during 2008.

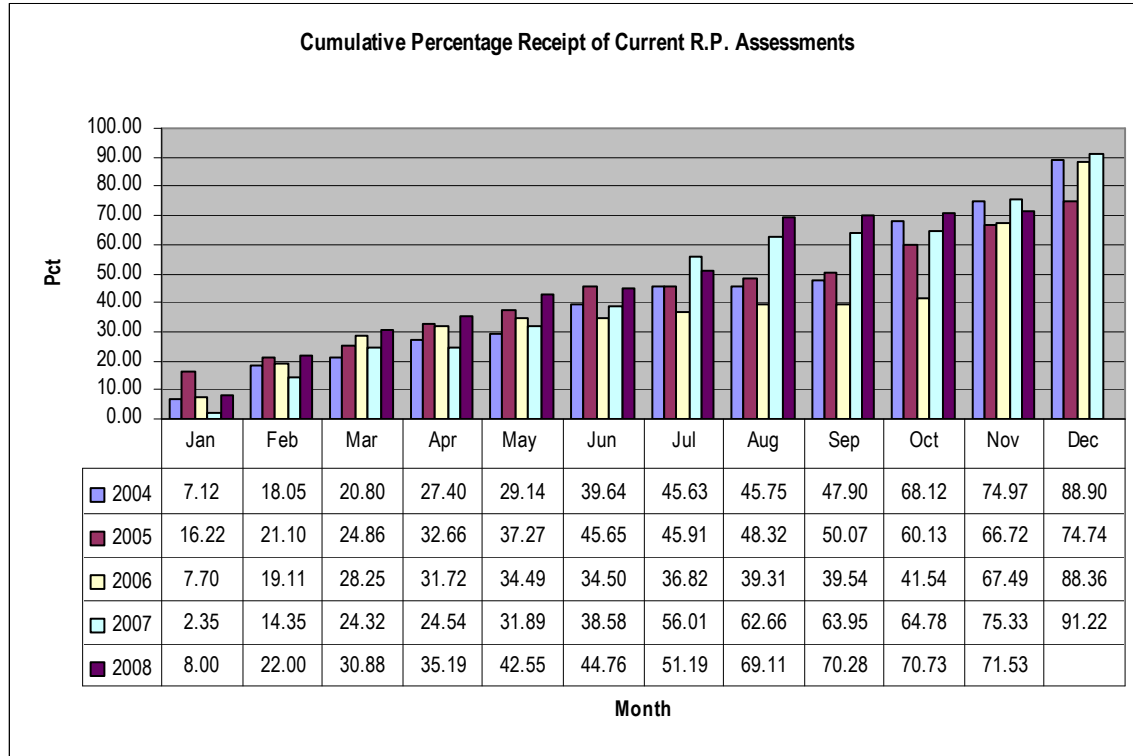
^b Contributions in arrears include amounts due under Conference authorized instalment plans.

^c Of which US\$5,800,000 relates to the Tax Equalization Fund for 2008 and US\$2,950,000 for 2007.

^d Contributions in arrears at 1 January includes the previous year end balance carried forward plus arrears instalments due 1 January, less any new instalment plans approved by the Conference and New Member contributions where applicable.

Current Assessments

4. The following statistics show the cumulative percentage receipts of current assessments over the past five years.



Receipt figures are the aggregate of USD and EUR receipts. All figures are at month end.

5. The position of the 2008 assessments of Member Nations at 13 November 2008, compared to the same date during the four preceding years was as follows:

Number of Member Nations

	2008 USD	2008 EUR	2007 USD	2007 EUR	2006 USD	2006 EUR	2005 USD	2005 EUR	2004 USD	2004 EUR
Paid in full	135	124	132	122	118	96	114	104	109	87
Part paid	8	9	10	15	12	22	13	15	18	16
No payment	48	58	46	51	58	70	60	68	60	84
Total	191	191	188	188	188	188	187	187	187	187

Contributions in arrears

6. The position of Member Nations with arrears of contributions at 13 November 2008 was as follows:

Number of Member Nations

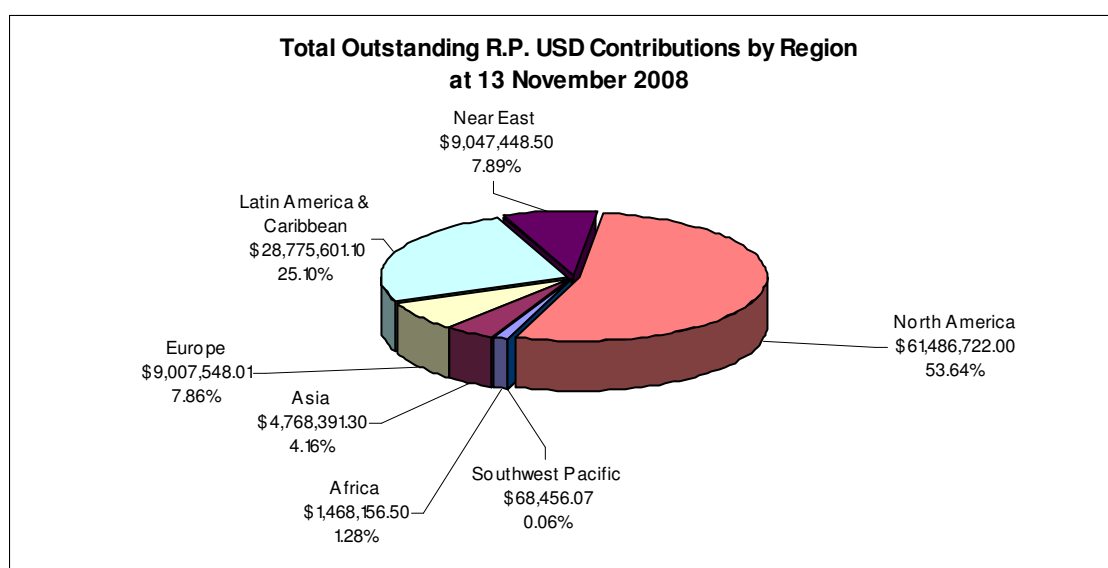
With arrears at 1 January 2008	74	
Arrears paid in full (<i>Appendix D</i>)		24
Arrears partially paid (<i>Appendix E</i>)		24
No payment (<i>Appendix F</i>)		26
With arrears at 13 November 2008 (<i>Appendix C</i>)	50	

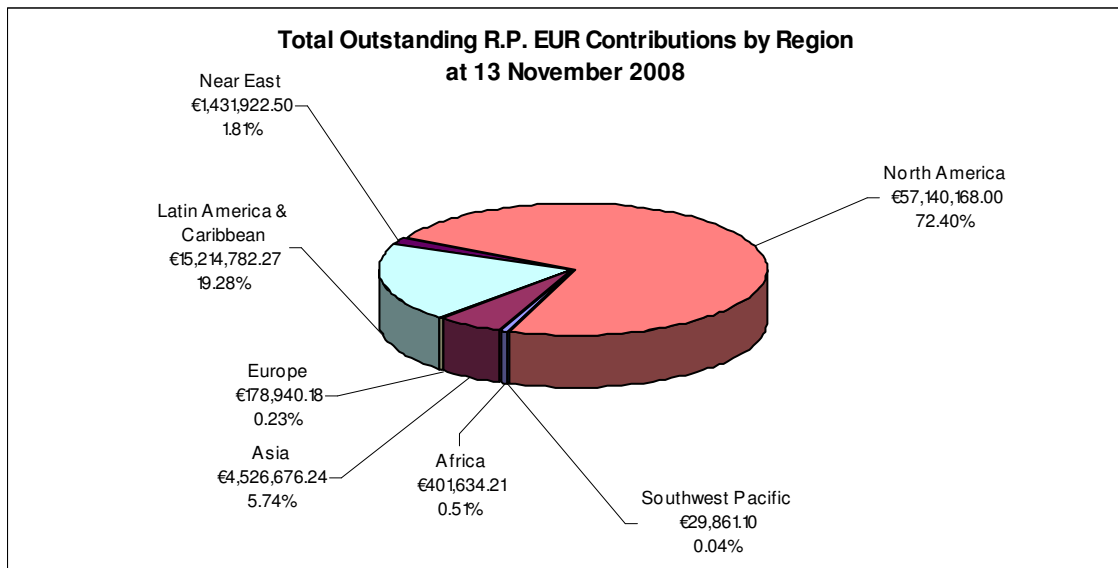
7. **Additional information regarding arrears due at 13 November 2008**

- The total arrears at 13 November was *USD 48,815,598.12 and EUR 27,784,942.19 (Appendix B/Appendix C) equivalent to 17.23 percent of current assessments.*
- *Five Member Nations had arrears in excess of USD1 million (Appendix C).*
- *Arrears exceeding US\$1 million accounted for 91.44 percent of the total arrears due.*
- *Twenty-two Member Nations had arrears in such amounts as to jeopardise their right to vote in accordance with Article III.4 of the Constitution (Appendix G).*

Total Contributions Outstanding

8. The following charts show the geographical distribution of the total of all Regular Programme contributions outstanding in USD and EUR at 13 November 2008.





Appendix B

Regular Programme Contributions

Status As at: 13 November 2008

Member Nations	Receipts: ¹		Outstanding Contributions				Total Outstanding	
	Amounts received year to date ³		Relating to 2008 Assessments		Arrears: 2007 and prior assessments ²			
	USD	EUR	USD	EUR	USD	EUR	USD	EUR
Afghanistan	2,169.49	1,856.77	-	-	-	-	-	-
Albania	13,016.94	11,140.65	-	-	-	-	-	-
Algeria	186,576.14	159,682.65	-	-	-	-	-	-
Andorra	19,562.56	17,063.96	-	-	-	-	-	-
Angola	6,508.47	5,570.33	-	-	-	-	-	-
Antigua and Barbuda	10,000.00	-	4,338.98	3,713.55	318,424.79	17,619.94	322,763.77	21,333.49
Argentina	1,721,177.00	1,723,610.00	-	-	22,220,548.82	4,635,691.59	22,220,548.82	4,635,691.59
Armenia	79,338.98	3,713.55	-	-	-	-	-	-
Australia	3,896,404.04	3,334,767.90	-	-	-	-	-	-
Austria	1,933,015.59	1,654,386.53	-	-	-	-	-	-
Azerbaijan	136,529.70	8,839.03	-	444.85	-	-	-	444.85
Bahamas	34,711.84	29,708.40	-	-	-	-	-	-
Bahrain	71,593.17	61,273.58	-	-	-	-	-	-
Bangladesh	21,694.90	18,567.75	-	-	-	-	-	-
Barbados	19,525.41	16,710.98	-	-	-	-	-	-
Belarus	43,389.80	37,135.50	-	-	-	-	-	-
Belgium	2,403,794.92	2,057,306.70	-	-	-	-	-	-
Belize	2,169.49	1,856.77	-	-	-	-	-	-
Benin	2,169.49	817.39	-	1,789.22	-	-	-	1,789.22
Bhutan	2,169.49	1,856.77	-	-	-	-	-	-
Bolivia	11,140.65	13,016.94	13,016.94	11,140.65	42,619.35	1,060.96	55,636.29	12,201.61
Bosnia and Herzegovina	13,016.94	11,140.65	-	-	-	-	-	-
Botswana	30,372.86	25,994.85	-	-	-	-	-	-
Brazil	1,909,151.20	1,633,962.00	-	-	-	-	-	-
Bulgaria	-	-	43,389.80	37,135.50	-	-	43,389.80	37,135.50
Burkina Faso	4,338.98	3,713.55	-	-	-	-	-	-
Burundi	32,425.60	4,198.35	-	-	-	-	-	-
Cambodia	2,169.49	1,856.77	-	-	-	-	-	-
Cameroon	19,525.41	16,710.98	-	-	-	-	-	-
Canada	6,491,114.08	5,555,470.80	-	-	-	-	-	-
Cape Verde	-	-	2,169.49	1,856.77	1,765.31	1,767.81	3,934.80	3,624.58
Central African Republic	-	-	2,169.49	1,856.77	212,563.76	7,024.74	214,733.25	8,881.51
Chad	2,169.49	1,856.77	-	-	-	-	-	-
Chile	757,364.50	244,697.53	-	300,797.55	-	561,421.55	-	862,219.10
China	5,814,233.20	4,976,157.00	-	-	-	-	-	-
Colombia	229,965.94	196,818.15	-	-	-	-	-	-
Comoros	-	-	2,169.49	1,856.77	274,862.14	7,024.74	277,031.63	8,881.51
Congo	2,169.49	1,856.77	-	-	-	-	-	-
Cook Islands	-	-	2,169.49	1,856.77	-	-	2,169.49	1,856.77
Costa Rica	18,430.11	-	69,423.68	59,416.80	92,611.06	179,735.02	162,034.74	239,151.82
Croatia	108,474.50	92,838.75	-	-	-	-	-	-
Cuba	-	109,732.53	117,152.46	100,265.85	155,347.28	81,869.15	272,499.74	182,135.00
Cyprus	95,457.56	81,698.10	-	-	-	-	-	-

Member Nations	Receipts: ¹		Outstanding Contributions				Total Outstanding	
	Amounts received year to date ³		Relating to 2008 Assessments		Arrears: 2007 and prior assessments ²			
	USD	EUR	USD	EUR	USD	EUR	USD	EUR
Czech Republic	611,796.18	523,610.55	-	-	-	-	-	-
Côte d'Ivoire	-	-	19,525.41	16,710.98	-	27,967.24	19,525.41	44,678.22
D.P.Rep. of Korea	15,186.43	-	-	12,997.43	-	-	-	12,997.43
Democratic Republic of Congo	-	-	6,508.47	5,570.33	32,013.76	24,633.06	38,522.23	30,203.39
Denmark	1,611,931.07	1,379,583.83	-	-	-	-	-	-
Djibouti	-	30.00	2,169.49	1,826.77	-	-	2,169.49	1,826.77
Dominica	2,169.49	-	-	1,856.77	-	1,767.81	-	3,624.58
Dominican Republic	52,067.76	-	52,067.76	44,562.60	96,946.95	207,915.28	149,014.71	252,477.88
Ecuador	45,559.29	34,564.06	-	4,428.22	-	-	-	4,428.22
Egypt	193,084.61	165,252.98	-	-	-	-	-	-
El Salvador	43,389.80	37,135.50	-	-	-	-	-	-
Equatorial Guinea	1,436.17	2,405.59	2,902.81	1,307.96	-	-	2,902.81	1,307.96
Eritrea	-	-	2,169.49	1,856.77	-	-	2,169.49	1,856.77
Estonia	34,711.84	29,708.40	-	-	-	-	-	-
Ethiopia	6,508.47	5,570.33	-	-	-	-	-	-
Fiji	6,508.47	5,570.33	-	-	-	-	-	-
Finland	1,230,100.83	1,052,791.43	-	-	-	-	-	-
France	13,737,210.68	11,757,099.30	-	-	-	-	-	-
Gabon	17,355.92	14,854.20	-	-	-	-	-	-
Gambia	73,319.51	8,881.51	-	-	-	-	-	-
Georgia	26,508.47	5,570.33	-	-	-	-	-	-
Germany	18,698,834.31	16,003,543.73	-	-	-	-	-	-
Ghana	7,061.24	7,071.22	1,616.72	355.88	-	-	1,616.72	355.88
Greece	1,299,524.51	1,112,208.23	-	-	-	-	-	-
Grenada	2,169.49	1,856.77	-	-	-	-	-	-
Guatemala	17,117.46	65,680.07	60,054.24	59,416.80	-	4,273.06	60,054.24	63,689.86
Guinea	-	-	2,169.49	1,856.77	-	10,455.97	2,169.49	12,312.74
Guinea-Bissau	-	-	2,169.49	1,856.77	102,572.76	7,024.74	104,742.25	8,881.51
Guyana	2,169.49	-	-	1,856.77	-	-	-	1,856.77
Haiti	-	-	4,338.98	3,713.55	-	5,303.42	4,338.98	9,016.97
Honduras	10,847.45	9,283.88	-	-	-	-	-	-
Hungary	-	407,000.00	531,525.05	47,909.88	-	-	531,525.05	47,909.88
Iceland	80,271.13	-	-	68,700.68	-	-	-	68,700.68
India	980,609.48	839,262.30	-	-	-	-	-	-
Indonesia	351,457.38	300,797.55	-	-	-	-	-	-
Iran, Islamic Republic of	-	-	392,677.69	336,076.28	283,117.03	282,848.60	675,794.72	618,924.88
Iraq	28,244.96	28,284.88	32,542.35	27,851.63	5,476,130.33	476,821.78	5,508,672.68	504,673.41
Ireland	969,762.03	829,978.43	-	-	-	-	-	-
Israel	913,355.29	781,702.28	-	-	-	-	-	-
Italy	11,073,076.96	9,476,979.60	-	-	-	-	-	-
Jamaica	21,694.90	18,567.75	-	-	-	-	-	-
Japan	36,243,499.94	31,019,283.15	-	-	-	-	-	-
Jordan	26,033.88	36,815.65	-	22,281.30	-	-	-	22,281.30
Kazakhstan	280,375.73	53,846.48	-	-	-	-	-	-
Kenya	21,694.90	18,567.75	-	-	-	-	-	-
Kiribati	2,169.49	1,856.77	-	-	3,530.62	-	3,530.62	-
Korea, Republic of	-	-	4,738,166.16	4,055,196.60	-	65,148.50	4,738,166.16	4,120,345.10
Kuwait	397,016.67	339,789.83	-	-	-	-	-	-
Kyrgyzstan	-	-	2,169.49	1,856.77	870,801.26	7,024.74	872,970.75	8,881.51

Member Nations	Receipts: ¹		Outstanding Contributions				Total Outstanding	
	Amounts received year to date ³		Relating to 2008 Assessments		Arrears: 2007 and prior assessments ²			
	USD	EUR	USD	EUR	USD	EUR	USD	EUR
Lao People's Democratic Rep.	2,169.49	1,856.77	-	-	-	-	-	-
Latvia	39,050.82	33,421.95	-	-	-	-	-	-
Lebanon	-	-	73,762.66	63,130.35	44,132.75	44,195.13	117,895.41	107,325.48
Lesotho	2,169.49	1,856.77	-	-	-	-	-	-
Liberia	16,268.30	-	2,169.49	1,856.77	296,217.75	7,024.74	298,387.24	8,881.51
Libyan Arab Jamahiriya	-	-	134,508.38	115,120.05	109,961.11	-	244,469.49	115,120.05
Lithuania	252,282.27	57,560.03	-	-	-	-	-	-
Luxembourg	186,576.14	159,682.65	-	-	-	-	-	-
Madagascar	4,338.98	3,713.55	-	-	-	-	-	-
Malawi	2,169.49	3,624.58	-	-	-	-	-	-
Malaysia	414,372.59	354,644.03	-	-	-	-	-	-
Maldives	2,169.49	1,856.77	-	-	-	-	-	-
Mali	2,225.21	1,856.77	-	-	-	-	-	-
Malta	36,881.33	31,565.18	-	-	-	-	-	-
Marshall Islands	2,169.49	3,662.92	-	-	-	-	-	-
Mauritania	-	-	2,169.49	1,856.77	3,530.62	3,535.62	5,700.11	5,392.39
Mauritius	23,864.39	20,424.53	-	-	-	-	-	-
Mexico	-	2,524,320.00	4,920,403.32	4,211,165.70	262,473.86	4,267,586.82	5,182,877.18	8,478,752.52
Micronesia, Federated States of	2,169.49	1,636.81	-	1,856.77	-	3,038.65	-	4,895.42
Monaco	6,508.47	5,570.33	-	-	-	-	-	-
Mongolia	1,856.77	-	312.72	1,856.77	-	-	312.72	1,856.77
Montenegro	-	2,298.72	2,169.49	-	441.33	-	2,610.82	-
Morocco	91,118.58	-	-	77,984.55	-	-	-	77,984.55
Mozambique	2,169.49	1,856.77	-	-	-	-	-	-
Myanmar	17,653.10	16,066.05	10,847.45	9,283.88	-	1,691.52	10,847.45	10,975.40
Namibia	13,016.94	11,140.65	-	-	-	-	-	-
Nauru	-	-	2,169.49	1,856.77	14,173.14	7,024.74	16,342.63	8,881.51
Nepal	6,508.47	5,570.33	-	-	-	-	-	-
Netherlands	4,082,980.18	3,494,450.55	-	-	-	-	-	-
New Zealand	557,558.93	477,191.18	-	-	-	-	-	-
Nicaragua	-	-	4,338.98	3,713.55	1,765.31	5,859.93	6,104.29	9,573.48
Niger	2,169.49	4,348.83	-	-	1,765.31	-	1,765.31	-
Nigeria	75,908.33	76,051.62	104,135.52	89,125.20	-	56,335.21	104,135.52	145,460.41
Niue	2,169.49	1,856.77	-	-	-	-	-	-
Norway	1,705,219.14	1,459,425.15	-	-	-	-	-	-
Oman	158,372.77	135,544.58	-	-	-	-	-	-
Pakistan	127,737.50	-	262.41	109,549.73	-	-	262.41	109,549.73
Palau	-	-	2,169.49	1,856.77	6,318.64	7,024.74	8,488.13	8,881.51
Panama	49,898.27	42,705.83	-	-	-	-	-	-
Papua New Guinea	4,338.98	3,713.55	-	-	-	-	-	-
Paraguay	46,026.69	549.49	-	9,283.88	-	97,982.71	-	107,266.59
Peru	54,287.87	149,526.54	169,220.22	144,828.45	164,169.14	182,820.80	333,389.36	327,649.25
Philippines	169,220.22	436,108.72	-	144,828.45	-	112,736.18	-	257,564.63
Poland	1,093,422.96	935,814.60	-	-	-	-	-	-
Portugal	1,149,829.70	984,090.75	-	-	-	-	-	-
Qatar	186,576.14	159,682.65	-	-	-	-	-	-
Republic of Moldova	102,169.49	1,856.77	-	-	-	-	-	-
Romania	151,864.30	129,974.25	-	-	-	-	-	-
Russian Federation	2,616,404.94	2,239,270.65	-	-	-	-	-	-

Member Nations	Receipts: ¹		Outstanding Contributions				Total Outstanding	
	Amounts received year to date ³		Relating to 2008 Assessments		Arrears: 2007 and prior assessments ²			
	USD	EUR	USD	EUR	USD	EUR	USD	EUR
Rwanda	2,169.49	1,856.77	-	-	-	-	-	-
Saint Lucia	2,169.49	2,715.35	-	-	-	-	-	-
Samoa	2,169.49	1,856.77	-	-	-	-	-	-
San Marino	6,508.47	5,570.33	-	-	-	-	-	-
Sao Tome and Principe	-	-	2,169.49	1,856.77	272,082.76	7,024.74	274,252.25	8,881.51
Saudi Arabia	959,401.45	1,438,519.40	672,055.03	-	-	-	672,055.03	-
Senegal	17,504.51	16,253.18	-	-	-	-	-	-
Serbia	45,559.29	38,992.28	-	-	-	-	-	-
Seychelles	36,776.82	8,804.23	-	-	-	-	-	-
Sierra Leone	-	-	2,169.49	1,856.77	94,873.09	7,024.74	97,042.58	8,881.51
Slovakia	136,677.87	116,976.83	-	-	-	-	-	-
Slovenia	210,440.53	180,107.18	-	-	-	-	-	-
Solomon Islands	5,700.11	5,392.39	-	-	35,755.71	3,489.12	35,755.71	3,489.12
Somalia	-	-	2,169.49	1,856.77	347,986.76	7,024.74	350,156.25	8,881.51
South Africa	633,491.08	542,178.30	-	-	-	-	-	-
Spain	6,471,588.67	5,538,759.83	-	-	-	-	-	-
Sri Lanka	34,711.84	29,708.40	-	-	-	-	-	-
St Kitts and Nevis	2,169.49	1,856.77	-	-	-	-	-	-
St Vincent and the Grenadines	-	-	2,169.49	1,856.77	-	-	2,169.49	1,856.77
Sudan	44,939.86	67,891.97	-	-	-	-	-	-
Suriname	-	-	2,169.49	1,856.77	-	-	2,169.49	1,856.77
Swaziland	-	-	4,338.98	3,713.55	-	-	4,338.98	3,713.55
Sweden	2,334,371.24	1,997,889.90	-	-	-	-	-	-
Switzerland	2,651,116.78	2,268,979.05	-	-	-	-	-	-
Syrian Arab Republic	34,711.84	29,708.40	-	-	-	-	-	-
Tajikistan	765.00	1,763.00	2,169.49	1,856.77	141,952.07	2,602.61	144,121.56	4,459.38
Tanzania, United Republic of	-	-	13,016.94	11,140.65	-	-	13,016.94	11,140.65
Thailand	405,694.63	347,216.93	-	-	-	-	-	-
The Former Yugoslav Republic of Macedonia	10,847.45	9,283.88	-	-	-	-	-	-
Timor-Leste	-	-	2,169.49	1,856.77	1,765.31	1,767.81	3,934.80	3,624.58
Togo	3,129.26	1,856.77	-	-	-	-	-	-
Tonga	2,169.49	1,856.77	-	-	-	-	-	-
Trinidad and Tobago	56,576.23	50,132.93	2,000.00	-	-	-	2,000.00	-
Tunisia	67,254.19	57,560.41	-	620.63	-	-	-	620.63
Turkey	830,914.67	711,144.83	-	-	-	-	-	-
Turkmenistan	-	-	13,016.94	11,140.65	444,413.90	28,180.28	457,430.84	39,320.93
Tuvalu	2,169.49	4,953.93	-	-	-	-	-	-
Uganda	6,508.47	118.36	-	5,570.33	-	477.11	-	6,047.44
Ukraine	97,627.05	83,554.88	-	-	-	-	-	-
United Arab Emirates	659,524.96	564,459.60	-	-	-	-	-	-
United Kingdom	14,481,345.75	12,393,973.13	-	-	-	-	-	-
United States of America	9,418,749.00	-	53,528,780.00	40,849,050.00	7,957,942.00	16,291,118.00	61,486,722.00	57,140,168.00
Uruguay	58,576.23	136,755.38	-	-	-	-	-	-
Uzbekistan	17,355.92	14,854.20	-	-	24,714.34	24,749.27	24,714.34	24,749.27

Member Nations	Receipts: ¹		Outstanding Contributions				Total Outstanding	
	Amounts received year to date ³		Relating to 2008 Assessments		Arrears: 2007 and prior assessments ²			
	USD	EUR	USD	EUR	USD	EUR	USD	EUR
Vanuatu	-	-	2,169.49	1,856.77	-	-	2,169.49	1,856.77
Venezuela, Bolivarian Republic	436,067.49	390,811.97	-	-	-	-	-	-
Viet Nam	37,200.00	34,800.00	14,867.76	9,762.60	-	-	14,867.76	9,762.60
Yemen	13,651.36	12,997.43	1,712.28	-	-	227.28	1,712.28	227.28
Yugoslavia	-	-	-	-	8,405,308.00	-	8,405,308.00	-
Zambia	-	-	2,169.49	1,856.77	-	-	2,169.49	1,856.77
Zimbabwe	17,355.92	14,854.20	-	-	-	-	-	-
Total	\$ 169,002,394.16	€ 139,595,904.93	\$ 65,806,725.36	€ 51,139,042.31	\$ 48,815,598.12	€ 27,784,942.19	\$ 114,622,323.48	€ 78,923,984.50

^{1/} Of US dollar receipts, USD 156,942,274.64 credited to 2008 assessments, USD 12,060,119.52 to arrears. Of Euro receipts, EUR 134,538,457.69 credited to 2008 assessments, EUR 5,057,447.24 to arrears.

^{2/} Includes Arrears Instalments of USD 20,070.10 due in 2008.

^{3/} Includes advances carried forward from previous years.

Conference Authorized Arrears Instalments - Summary

Member Nations	Receipts		Instalments				Total Outstanding	
	USD	EUR	Due in 2008	Due in 2008	Due in future Years	Due in future Years	USD	EUR
			USD	EUR	USD	EUR		
Armenia	75,000.00	-	-	-	1,428,298.63	-	1,428,298.63	-
Azerbaijan	125,682.25	-	-	-	628,411.25	-	628,411.25	-
Bolivia	-	-	20,070.10	-	20,070.17	-	40,140.27	-
Burundi	30,256.11	2,341.58	-	-	60,512.22	4,683.16	60,512.22	4,683.16
Georgia	20,000.00	-	-	-	1,237,323.08	-	1,237,323.08	-
Kazakhstan	217,460.53	-	-	-	-	-	-	-
Lithuania	554,421.48	-	-	-	-	-	-	-
Moldova	100,000.00	-	-	-	574,658.63	-	574,658.63	-
Seychelles	14,608.45	701.31	-	-	102,259.15	4,909.17	102,259.15	4,909.17
Total	1,137,428.82	3,042.89	20,070.10	-	4,051,533.13	9,592.33	4,071,603.23	9,592.33

Appendix C

Member Nations with Arrears of Contributions as at 13 November 2008

	Member Nation	Arrears Outstanding					Total Arrears
		2007	2006	2005	2004	Prior	
1	Argentina		\$ 1,721,177.25	\$ 1,955,898.17	\$ 1,955,898.17	\$ 16,587,575.23	\$ 22,220,548.82
			€ 1,723,609.76	€ 2,014,263.20	€ 897,818.63		€ 4,635,691.59
2	Iraq			\$ 6,610.79		\$ 5,469,519.54	\$ 5,476,130.33
				€ 238,410.89	€ 238,410.89		€ 476,821.78
3	Mexico	\$ 262,473.86					\$ 262,473.86
		€ 3,395,953.41	€ 871,633.41				€ 4,267,586.82
4	United States of America	\$ 3,117,297.00	\$ 3,014,418.00	\$ 71,032.00	\$ 2,345.00	\$ 1,752,850.00	\$ 7,957,942.00
		€ 11,624,113.00	€ 4,667,005.00				€ 16,291,118.00
5	Yugoslavia					\$ 8,405,308.00	\$ 8,405,308.00
	Arrears over \$1,000,000	\$ 3,379,770.86	\$ 4,735,595.25	\$ 2,033,540.96	\$ 1,958,243.17	\$ 32,215,252.77	\$ 44,322,403.01
		€ 15,020,066.41	€ 7,262,248.17	€ 2,252,674.09	€ 1,136,229.52	€ -	€ 25,671,218.19
6	Antigua and Barbuda	\$ 5,295.93	\$ 5,295.93	\$ 3,404.95	\$ 3,404.95	\$ 301,023.03	\$ 318,424.79
		€ 5,303.42	€ 5,303.42	€ 3,506.55	€ 3,506.55		€ 17,619.94
7	Chile						\$ -
		€ 403,059.54	€ 158,362.01				€ 561,421.55
8	Comoros	\$ 1,765.31	\$ 1,765.31	\$ 1,694.01	\$ 1,694.01	\$ 267,943.50	\$ 274,862.14
		€ 1,767.81	€ 1,767.81	€ 1,744.56	€ 1,744.56		€ 7,024.74
9	Costa Rica	\$ 54,724.61	\$ 37,886.45				\$ 92,611.06
		€ 54,801.96	€ 54,801.96	€ 35,065.55	€ 35,065.55		€ 179,735.02
10	Cuba	\$ 77,673.64	\$ 77,673.64				\$ 155,347.28
		€ 77,783.42	€ 4,085.73				€ 81,869.15
11	Dominican Republic	\$ 63,551.16		\$ 33,395.79			\$ 96,946.95
		€ 63,640.98	€ 63,640.98	€ 40,316.66	€ 40,316.66		€ 207,915.28
12	Iran, Islamic Republic of	\$ 282,449.60	\$ 667.43				\$ 283,117.03
		€ 282,848.60					€ 282,848.60
13	Kyrgyzstan	\$ 1,765.31	\$ 1,765.31	\$ 1,694.01	\$ 1,694.01	\$ 863,882.62	\$ 870,801.26
		€ 1,767.81	€ 1,767.81	€ 1,744.56	€ 1,744.56		€ 7,024.74
14	Liberia					\$ 296,217.75	\$ 296,217.75
		€ 1,767.81	€ 1,767.81	€ 1,744.56	€ 1,744.56		€ 7,024.74
15	Peru	\$ 164,169.14					\$ 164,169.14
		€ 166,173.67	€ 16,647.13				€ 182,820.80
16	Sao Tome and Principe	\$ 1,765.31	\$ 1,765.31	\$ 1,694.01	\$ 1,694.01	\$ 265,164.12	\$ 272,082.76
		€ 1,767.81	€ 1,767.81	€ 1,744.56	€ 1,744.56		€ 7,024.74
17	Somalia	\$ 1,765.31	\$ 1,765.31	\$ 1,694.01	\$ 1,694.01	\$ 341,068.12	\$ 347,986.76
		€ 1,767.81	€ 1,767.81	€ 1,744.56	€ 1,744.56		€ 7,024.74
18	Turkmenistan	\$ 8,826.55	\$ 8,826.55	\$ 5,098.95	\$ 5,098.95	\$ 416,562.90	\$ 444,413.90
		€ 8,839.03	€ 8,839.03	€ 5,251.11	€ 5,251.11		€ 28,180.28
	Arrears \$250,000 to \$1,000,000	\$ 663,751.87	\$ 137,411.24	\$ 48,675.73	\$ 15,279.94	\$ 2,751,862.04	\$ 3,616,980.82
		€ 1,071,289.67	€ 320,519.31	€ 92,862.67	€ 92,862.67	€ -	€ 1,577,534.32

	Member Nation	Arrears Outstanding					Total Arrears
		2007	2006	2005	2004	Prior	
43	Philippines	€ 112,736.18					\$ -
44	Sierra Leone	\$ 1,765.31	\$ 1,765.31	\$ 1,694.01	\$ 1,694.01	\$ 87,954.45	€ 112,736.18
45	Solomon Islands	€ 1,767.81	€ 1,767.81	€ 1,744.56	€ 1,744.56		\$ 94,873.09
46	Tajikistan			\$ 1,694.01	\$ 1,694.01	\$ 32,367.69	€ 7,024.74
47	Timor-Leste	€ 1,767.81	€ 834.80	€ 1,744.56	€ 1,744.56	\$ 141,952.07	\$ 35,755.71
48	Uganda	€ 477.11					€ 3,489.12
49	Uzbekistan	\$ 24,714.34					\$ 141,952.07
50	Yemen	€ 24,749.27					€ 2,602.61
		€ 227.28					\$ 1,765.31
							€ 1,767.81
							\$ -
							€ 477.11
							\$ 24,714.34
							€ 24,749.27
							\$ -
							€ 227.28
	Arrears less than \$250,000	\$ 232,963.42	\$ 17,653.10	\$ 30,593.76	\$ 16,373.96	\$ 578,630.05	\$ 876,214.29
		€ 329,434.22	€ 112,853.86	€ 48,338.43	€ 45,563.17	€ -	€ 536,189.68
	Total of all Member Nations	\$ 4,276,486.15	\$ 4,890,659.59	\$ 2,112,810.45	\$ 1,989,897.07	\$ 35,545,744.86	\$ 48,815,598.12
		€ 16,420,790.30	€ 7,695,621.34	€ 2,393,875.19	€ 1,274,655.36	€ -	€ 27,784,942.19

Appendix D**Arrears paid in full during Calendar Year 2008 as at 13 November 2008**

No	Member Nation	Arrears Paid US\$	Arrears Paid Euro
1	Andorra	\$ 2,206.64	€ 2,209.76
2	Armenia	\$ 75,000.00	€ -
3	Azerbaijan	\$ 125,682.25	€ -
4	Benin	\$ -	€ 749.84
5	Burundi	\$ 30,256.11	€ 2,341.58
6	Gambia	\$ 71,150.02	€ 7,024.74
7	Georgia	\$ 20,000.00	€ -
8	Jordan	\$ -	€ 36,815.65
9	Kazakhstan	\$ 217,460.52	€ -
10	Lithuania	\$ 185,028.08	€ -
11	Malawi	\$ -	€ 1,767.81
12	Mali	\$ 55.72	€ -
13	Marshall Islands	\$ -	€ 1,806.15
14	Republic of Moldova	\$ 100,000.00	€ -
15	Saint Lucia	\$ -	€ 858.58
16	Saudi Arabia	\$ -	€ 42,224.60
17	Senegal	\$ 8,826.55	€ 8,826.08
18	Seychelles	\$ 32,437.84	€ 5,090.68
19	Sudan	\$ 23,244.96	€ 49,324.22
20	Togo	\$ 959.77	€ -
21	Tunisia	\$ -	€ 621.01
22	Tuvalu	\$ -	€ 3,097.16
23	Uruguay	\$ -	€ 86,622.45
24	Venezuela, Bolivarian Republic	\$ -	€ 17,600.19
	Total of all Member Nations	\$ 892,308.46	€ 266,980.50

Appendix E

Arrears paid in part during Calendar Year 2008 as at 13 November 2008

No	Member Nation	Arrears Paid US\$	Arrears Paid Euro	Remaining Balance US\$	Remaining Balance Euro
1	Antigua and Barbuda	\$ 10,000.00	€ -	\$ 318,424.79	€ 17,619.94
2	Argentina	\$ 1,011,753.77	€ 1,116,444.57	\$ 22,220,548.82	€ 4,635,691.59
3	Bolivia	\$ 11,140.65	€ 13,016.94	\$ 42,619.35	€ 1,060.96
4	Chile	\$ 405,907.12	€ 244,697.53	\$ -	€ 561,421.55
5	Costa Rica	\$ 18,430.11	€ -	\$ 92,611.06	€ 179,735.02
6	Cuba	\$ -	€ 109,732.53	\$ 155,347.28	€ 81,869.15
7	Dominican Republic	\$ 52,067.76	€ -	\$ 96,946.95	€ 207,915.28
8	Guatemala	\$ 7,748.02	€ 65,680.07	\$ -	€ 4,273.06
9	Iraq	\$ 28,244.96	€ 28,284.88	\$ 5,476,130.33	€ 476,821.78
10	Liberia	\$ 16,268.30	€ -	\$ 296,217.75	€ 7,024.74
11	Mexico	\$ -	€ 2,524,320.00	\$ 262,473.86	€ 4,267,586.82
12	Micronesia, Federated States of	\$ -	€ 1,636.81	\$ -	€ 3,038.65
13	Montenegro	\$ -	€ 441.95	\$ 441.33	€ -
14	Myanmar	\$ 17,653.10	€ 16,066.05	\$ -	€ 1,691.52
15	Niger	\$ -	€ 2,492.06	\$ 1,765.31	€ -
16	Nigeria	\$ 75,908.33	€ 76,051.62	\$ -	€ 56,335.21
17	Paraguay	\$ 35,179.24	€ 549.49	\$ -	€ 97,982.71
18	Peru	\$ 54,287.87	€ 149,526.54	\$ 164,169.14	€ 182,820.80
19	Philippines	\$ -	€ 436,108.72	\$ -	€ 112,736.18
20	Solomon Islands	\$ 3,530.62	€ 3,535.62	\$ 35,755.71	€ 3,489.12
21	Tajikistan	\$ 765.00	€ 1,763.00	\$ 141,952.07	€ 2,602.61
22	Uganda	\$ -	€ 118.36	\$ -	€ 477.11
23	United States of America	\$ 9,418,749.00	€ -	\$ 7,957,942.00	€ 16,291,118.00
24	Yemen	\$ 177.21	€ -	\$ -	€ 227.28
Total of all Member Nations		\$ 11,167,811.06	€ 4,790,466.74	\$ 37,263,345.75	€ 27,193,539.08

Appendix F

Member Nations having made no payment in 2008 against outstanding arrears as at 13 November 2008

No.	Member Nation	Arrears Outstanding					Total Arrears
		2007	2006	2005	2004	Prior	
1	Cape Verde	\$ 1,765.31					\$ 1,765.31
		€ 1,767.81					€ 1,767.81
2	Central African Republic	\$ 1,765.31	\$ 1,765.31	\$ 1,694.01	\$ 1,694.01	\$ 205,645.12	\$ 212,563.76
		€ 1,767.81	€ 1,767.81	€ 1,744.56	€ 1,744.56		€ 7,024.74
3	Comoros	\$ 1,765.31	\$ 1,765.31	\$ 1,694.01	\$ 1,694.01	\$ 267,943.50	\$ 274,862.14
		€ 1,767.81	€ 1,767.81	€ 1,744.56	€ 1,744.56		€ 7,024.74
4	Côte d'Ivoire						\$ -
		€ 17,678.05	€ 10,289.19				€ 27,967.24
5	Democratic Republic of Congo	\$ 5,295.93	\$ 5,295.93	\$ 6,809.90	\$ 6,809.90	\$ 7,802.10	\$ 32,013.76
		€ 5,303.42	€ 5,303.42	€ 7,013.11	€ 7,013.11		€ 24,633.06
6	Dominica						\$ -
		€ 1,767.81					€ 1,767.81
7	Guinea						\$ -
		€ 5,303.42	€ 5,152.55				€ 10,455.97
8	Guinea-Bissau	\$ 1,765.31	\$ 1,765.31	\$ 1,694.01	\$ 1,694.01	\$ 95,654.12	\$ 102,572.76
		€ 1,767.81	€ 1,767.81	€ 1,744.56	€ 1,744.56		€ 7,024.74
9	Haiti						\$ -
		€ 5,303.42					€ 5,303.42
10	Iran, Islamic Republic of	\$ 282,449.60	\$ 667.43				\$ 283,117.03
		€ 282,848.60					€ 282,848.60
11	Kiribati	\$ 1,765.31	\$ 1,765.31				\$ 3,530.62
12	Korea, Republic of						\$ -
		€ 65,148.50					€ 65,148.50
13	Kyrgyzstan	\$ 1,765.31	\$ 1,765.31	\$ 1,694.01	\$ 1,694.01	\$ 863,882.62	\$ 870,801.26
		€ 1,767.81	€ 1,767.81	€ 1,744.56	€ 1,744.56		€ 7,024.74
14	Lebanon	\$ 44,132.75					\$ 44,132.75
		€ 44,195.13					€ 44,195.13
15	Libyan Arab Jamahiriya	\$ 109,961.11					\$ 109,961.11
16	Mauritania	\$ 1,765.31	\$ 1,765.31				\$ 3,530.62
		€ 1,767.81	€ 1,767.81				€ 3,535.62
17	Nauru	\$ 1,765.31	\$ 1,765.31	\$ 1,694.01	\$ 1,694.01	€ 7,254.50	\$ 14,173.14
		€ 1,767.81	€ 1,767.81	€ 1,744.56	€ 1,744.56		€ 7,024.74
18	Nicaragua	\$ 1,765.31					\$ 1,765.31
		€ 1,767.81	€ 1,767.81	€ 1,744.56	€ 579.75		€ 5,859.93
19	Palau	\$ 1,765.31	\$ 1,765.31	\$ 1,694.01	\$ 1,094.01		\$ 6,318.64
		€ 1,767.81	€ 1,767.81	€ 1,744.56	€ 1,744.56		€ 7,024.74
20	Sao Tome and Principe	\$ 1,765.31	\$ 1,765.31	\$ 1,694.01	\$ 1,694.01	\$ 265,164.12	\$ 272,082.76
		€ 1,767.81	€ 1,767.81	€ 1,744.56	€ 1,744.56		€ 7,024.74
21	Sierra Leone	\$ 1,765.31	\$ 1,765.31	\$ 1,694.01	\$ 1,694.01	\$ 87,954.45	\$ 94,873.09
		€ 1,767.81	€ 1,767.81	€ 1,744.56	€ 1,744.56		€ 7,024.74
22	Somalia	\$ 1,765.31	\$ 1,765.31	\$ 1,694.01	\$ 1,694.01	\$ 341,068.12	\$ 347,986.76
		€ 1,767.81	€ 1,767.81	€ 1,744.56	€ 1,744.56		€ 7,024.74
23	Timor-Leste	\$ 1,765.31					\$ 1,765.31
		€ 1,767.81					€ 1,767.81
24	Turkmenistan	\$ 8,826.55	\$ 8,826.55	\$ 5,098.95	\$ 5,098.95	\$ 416,562.90	\$ 444,413.90
		€ 8,839.03	€ 8,839.03	€ 5,251.11	€ 5,251.11		€ 28,180.28
25	Uzbekistan	\$ 24,714.34					\$ 24,714.34
		€ 24,749.27					€ 24,749.27
26	Yugoslavia					\$ 8,405,308.00	\$ 8,405,308.00
	Total of all Member Nations	\$ 500,094.62	\$ 34,208.32	\$ 27,154.94	\$ 26,554.94	\$ 10,964,239.55	\$ 11,552,252.37
		€ 484,118.18	€ 49,030.10	€ 29,709.82	€ 28,545.01	€ -	€ 591,403.11

Appendix G

Member Nations with Potential Voting Rights Problems at 13 November 2008

Member Nation	Amount in Arrears US\$	Amount in Arrears Euro	Euro Arrears Converted at Budget Rate into US\$	Consolidated Arrears Expressed in US\$	Contribution Due for Two Preceding years US\$	Contribution Due for Two Preceding years Euro	Euro Assessment Converted at Budget Rate into US\$	Consolidated Contributions Due for Two Preceding years	Minimum Payment required to Ensure Vote in US\$
1 Antigua and Barbuda	\$ 318,424.79	€ 17,619.94	\$ 20,967.73	\$ 339,392.52	\$ 10,591.86	€ 10,606.83	\$ 12,622.13	\$ 23,213.99	\$ 316,179.53
2 Argentina	\$ 22,220,548.82	€ 4,635,691.59	\$ 5,516,472.99	\$ 27,737,021.81	\$ 3,442,354.50	€ 3,447,219.75	\$ 4,102,191.50	\$ 7,544,546.00	\$ 20,192,476.81
3 Central African Republic	\$ 212,563.76	€ 7,024.74	\$ 8,359.44	\$ 220,923.20	\$ 3,530.62	€ 3,535.61	\$ 4,207.38	\$ 7,738.00	\$ 213,186.20
4 Comoros	\$ 274,862.14	€ 7,024.74	\$ 8,359.44	\$ 283,221.58	\$ 3,530.62	€ 3,535.61	\$ 4,207.38	\$ 7,738.00	\$ 275,484.58
5 Costa Rica	\$ 94,530.75	€ 179,735.02	\$ 213,884.67	\$ 308,415.42	\$ 109,449.22	€ 109,603.91	\$ 130,428.65	\$ 239,877.87	\$ 68,538.55
6 Democratic Republic of Congo	\$ 32,013.76	€ 24,633.06	\$ 29,313.34	\$ 61,327.10	\$ 10,591.86	€ 10,606.83	\$ 12,622.13	\$ 23,213.99	\$ 38,114.11
7 Dominican Republic	\$ 96,946.95	€ 207,915.28	\$ 247,419.18	\$ 344,366.13	\$ 127,102.32	€ 127,281.96	\$ 151,465.53	\$ 278,567.85	\$ 65,799.28
8 Guinea-Bissau	\$ 102,572.76	€ 7,024.74	\$ 8,359.44	\$ 110,932.20	\$ 3,530.62	€ 3,535.61	\$ 4,207.38	\$ 7,738.00	\$ 103,195.20
9 Iraq	\$ 5,476,130.33	€ 476,821.78	\$ 567,417.92	\$ 6,043,548.25	\$ 56,489.92	€ 56,569.76	\$ 67,318.01	\$ 123,807.93	\$ 5,919,741.31
10 Kyrgyzstan	\$ 870,801.26	€ 7,024.74	\$ 8,359.44	\$ 879,160.70	\$ 3,530.62	€ 3,535.61	\$ 4,207.38	\$ 7,738.00	\$ 871,423.70
11 Liberia	\$ 296,217.75	€ 7,024.74	\$ 8,359.44	\$ 304,577.19	\$ 3,530.62	€ 3,535.61	\$ 4,207.38	\$ 7,738.00	\$ 296,840.19
12 Mauritania	\$ 3,530.62	€ 3,535.62	\$ 4,207.39	\$ 7,738.01	\$ 3,530.62	€ 3,535.61	\$ 4,207.38	\$ 7,738.00	\$ 1.01
13 Nauru	\$ 14,173.14	€ 7,024.74	\$ 8,359.44	\$ 22,532.58	\$ 3,530.62	€ 3,535.61	\$ 4,207.38	\$ 7,738.00	\$ 14,795.58
14 Nicaragua	\$ 1,765.31	€ 5,859.93	\$ 6,973.32	\$ 8,738.63	\$ 3,530.62	€ 3,535.61	\$ 4,207.38	\$ 7,738.00	\$ 1,001.63
15 Palau	\$ 6,318.64	€ 7,024.74	\$ 8,359.44	\$ 14,678.08	\$ 3,530.62	€ 3,535.61	\$ 4,207.38	\$ 7,738.00	\$ 6,941.08
16 Paraguay	\$ -	€ 97,982.71	\$ 116,599.42	\$ 116,599.42	\$ 42,367.44	€ 42,427.32	\$ 50,488.51	\$ 92,855.95	\$ 23,744.47
17 Sao Tome and Principe	\$ 272,082.76	€ 7,024.74	\$ 8,359.44	\$ 280,442.20	\$ 3,530.62	€ 3,535.61	\$ 4,207.38	\$ 7,738.00	\$ 272,705.20
18 Sierra Leone	\$ 94,873.09	€ 7,024.74	\$ 8,359.44	\$ 103,232.53	\$ 3,530.62	€ 3,535.61	\$ 4,207.38	\$ 7,738.00	\$ 95,495.53
19 Solomon Islands	\$ 35,755.71	€ 3,489.12	\$ 4,152.05	\$ 39,907.76	\$ 3,530.62	€ 3,535.61	\$ 4,207.38	\$ 7,738.00	\$ 32,170.77
20 Somalia	\$ 347,986.76	€ 7,024.74	\$ 8,359.44	\$ 356,346.20	\$ 3,530.62	€ 3,535.61	\$ 4,207.38	\$ 7,738.00	\$ 348,609.20
21 Tajikistan	\$ 141,952.07	€ 2,602.61	\$ 3,097.11	\$ 145,049.18	\$ 3,530.62	€ 3,535.61	\$ 4,207.38	\$ 7,738.00	\$ 137,312.18
22 Turkmenistan	\$ 444,413.90	€ 28,180.28	\$ 33,534.53	\$ 477,948.43	\$ 17,653.10	€ 17,678.05	\$ 21,036.88	\$ 38,689.98	\$ 439,259.45
	\$ 31,358,465.07	€ 5,754,314.34	\$ 6,847,634.06	\$ 38,206,099.13	\$ 3,866,028.90	€ 3,871,492.95	\$ 4,607,076.61	\$ 8,473,105.51	\$ 29,733,015.62

Appendix H

Payment patterns of largest 15 contributors (representing approximately 84.65% of assessed contributions)

Current Assessments Received/Unpaid 2001-2008 (millions of US Dollars and Euros)

	Rate	Year	Assessed	Jan	Feb	Mar	Apr	May	Jun	Jul	Aug	Sep	Oct	Nov	Dec	Unpaid at period end
United States of America	22.000%	2008 EUR	40.85													
		2008 USD	53.53													
	22.000%	2007 EUR	38.89												27.27	11.62
		2007 USD	41.79												29.25	12.54
	22.000%	2006 EUR	38.89											15.72	16.57	6.60
		2006 USD	41.79												22.00	19.79
	22.000%	2005 EUR	38.38											16.46	21.92	-
		2005 USD	38.67													38.67
	22.000%	2004 EUR	38.38											7.90	30.48	-
		2004 USD	38.67											9.09	12.32	17.26
	22.000%	2003	72.46										17.87	40.09		14.50
	22.000%	2002	72.46										65.21			7.25
22.000%	2001	72.74										65.46		7.28	-	
Japan	16.706%	2008 EUR	31.02								31.02					
		2008 USD	36.24								36.24					
	19.858%	2007 EUR	35.10							17.53				17.53		-
		2007 USD	35.06							17.55				17.55		-
	19.858%	2006 EUR	35.10											17.55	17.55	-
		2006 USD	35.06											17.53	17.53	-
	19.611%	2005 EUR	34.21										17.11			17.10
		2005 USD	33.22											16.61		16.61
	19.611%	2004 EUR	34.21											34.21		-
		2004 USD	33.22										33.22			-
	19.625%	2003	63.30												63.30	-
	19.780%	2002	63.80			43.39		20.41								-
19.749%	2001	63.50			36.11									27.39	-	
Germany	8.619%	2008 EUR	16.00							16.00						
		2008 USD	18.70	18.70												
	8.835%	2007 EUR	15.62								15.62					-
		2007 USD	15.60		15.60											-
	8.835%	2006 EUR	15.62											15.62		-
		2006 USD	15.60	15.60												-
	9.817%	2005 EUR	17.13						17.13							-
		2005 USD	16.63	16.63												-
	9.817%	2004 EUR	17.13							17.13						-
		2004 USD	16.63	16.63												-
	9.824%	2003	31.68		15.84				7.92		7.92					-
	9.901%	2002	31.93		15.97						13.00		2.95	0.01		-
9.885%	2001	31.79		15.93						15.86					-	

Rate	Year	Assessed	Jan	Feb	Mar	Apr	May	Jun	Jul	Aug	Sep	Oct	Nov	Dec	Unpaid at period end
United Kingdom	6.675%	2008 EUR	12.39				12.39								-
		2008 USD	14.48	2.34			12.14								-
	6.250%	2007 EUR	11.05				11.05								-
		2007 USD	11.03	0.97			10.06								-
	6.250%	2006 EUR	11.05											11.05	-
		2006 USD	11.03											11.03	-
	5.563%	2005 EUR	9.70				9.70								-
		2005 USD	9.43	5.03			4.40								-
	5.563%	2004 EUR	9.70					9.70							-
		2004 USD	9.43	2.38				7.05							-
	5.567%	2003	17.96							17.96					-
	5.611%	2002	18.10							18.10					-
5.602%	2001	18.01				18.01								-	
France	6.332%	2008 EUR	11.76	11.76											-
		2008 USD	13.74	13.74											-
	6.151%	2007 EUR	10.87		10.87										-
		2007 USD	10.86		10.86										-
	6.151%	2006 EUR	10.87	10.87											-
		2006 USD	10.86		10.86										-
	6.498%	2005 EUR	11.34	11.34											-
		2005 USD	11.01	11.01											-
	6.498%	2004 EUR	11.34	11.34											-
		2004 USD	11.01	11.01											-
	6.502%	2003	20.97							20.97					-
	6.553%	2002	21.14				21.14								-
6.543%	2001	21.04				21.04								-	
Italy	5.104%	2008 EUR	9.48		9.48										-
		2008 USD	11.07		11.07										-
	4.983%	2007 EUR	8.81					8.81							-
		2007 USD	8.80					8.80							-
	4.983%	2006 EUR	8.81	8.81											-
		2006 USD	8.80		8.80										-
	5.089%	2005 EUR	8.88			8.88									-
		2005 USD	8.62			8.62									-
	5.089%	2004 EUR	8.88				8.88								-
		2004 USD	8.62				8.62								-
	5.093%	2003	16.43	0.40		15.05				0.98					-
	5.133%	2002	16.56						15.76		0.80				-
5.125%	2001	16.48					16.22			0.26				-	

Rate	Year	Assessed	Jan	Feb	Mar	Apr	May	Jun	Jul	Aug	Sep	Oct	Nov	Dec	Unpaid at period end
Canada	2.992%	2008 EUR	5.56	5.56											-
		2008 USD	6.49	6.49											-
	2.869%	2007 EUR	5.07		5.07										-
		2007 USD	5.06		5.06										-
	2.869%	2006 EUR	5.07	5.07											-
		2006 USD	5.06	5.06											-
	2.570%	2005 EUR	4.48	4.48											-
		2005 USD	4.35	4.35											-
	2.570%	2004 EUR	4.48	4.48											-
		2004 USD	4.35	4.35											-
	2.572%	2003	8.30	8.30											-
	2.594%	2002	8.37	8.37											-
2.589%	2001	8.32		8.32										-	
Spain	2.983%	2008 EUR	5.54			5.54									-
		2008 USD	6.47			6.47									-
	2.571%	2007 EUR	4.55						4.55						-
		2007 USD	4.54						4.54						-
	2.571%	2006 EUR	4.55		4.55										-
		2006 USD	4.54			4.54									-
	2.531%	2005 EUR	4.42					4.42							-
		2005 USD	4.29					4.29							-
	2.531%	2004 EUR	4.42			4.42									-
		2004 USD	4.29			4.29									-
	2.533%	2003	8.17			8.17									-
	2.553%	2002	8.23			8.23									-
2.549%	2001	8.20	0.02					8.18						-	
China	2.680%	2008 EUR	4.98						2.40				2.58		-
		2008 USD	5.81				5.81								-
	2.094%	2007 EUR	3.70						3.40	0.30					-
		2007 USD	3.70							2.00		1.70			-
	2.094%	2006 EUR	3.70								3.55	0.15			-
		2006 USD	3.70						3.70						-
	1.539%	2005 EUR	2.69										2.69		-
		2005 USD	2.61							2.61					-
	1.539%	2004 EUR	2.69										2.48	0.21	-
		2004 USD	2.61										2.61		-
	1.541%	2003	4.97									2.49			2.48
	1.554%	2002	5.01											3.75	1.26
1.550%	2001	4.98											4.98	-	

Rate	Year	Assessed	Jan	Feb	Mar	Apr	May	Jun	Jul	Aug	Sep	Oct	Nov	Dec	Unpaid at period end
Australia	1.796%	2008 EUR	3.33								3.33				
		2008 USD	3.90							3.90					
	1.624%	2007 EUR	2.87							2.87					-
		2007 USD	2.87							2.87					-
	1.624%	2006 EUR	2.87							2.87					-
		2006 USD	2.87						2.87						-
	1.635%	2005 EUR	2.85							2.85					-
		2005 USD	2.77							2.77					-
	1.635%	2004 EUR	2.85								2.85				-
		2004 USD	2.77								2.77				-
	1.636%	2003	5.28								5.28				-
	1.649%	2002	5.32							5.32					-
	1.646%	2001	5.29								5.29				-
	Switzerland	1.222%	2008 EUR	2.27	2.14						0.13				
		2008 USD	2.65	2.24							0.41				
1.221%		2007 EUR	2.16	2.16											-
		2007 USD	2.16	2.16											-
1.221%		2006 EUR	2.16		2.16										-
		2006 USD	2.16		2.16										-
1.280%		2005 EUR	2.23		2.23										-
		2005 USD	2.17		2.17										-
1.280%		2004 EUR	2.23	2.23											-
		2004 USD	2.17	0.01	2.16										-
1.281%		2003	4.13	0.01	4.12										-
1.281%		2002	4.13		4.13										-
1.282%		2001	4.12	0.04		4.08									-
Russian Federation		1.206%	2008 EUR	2.24	2.24										
		2008 USD	2.62	2.62											-
	1.106%	2007 EUR	1.96		1.96										-
		2007 USD	1.95		1.95										-
	1.106%	2006 EUR	1.47							1.47					-
		2006 USD	1.46							1.46					-

Appendix I

Regular Programme Contributions

Largest 25 Contributors - Status as at: 13 November 2008

Member Nations	Assessment Rate	Amounts received year to date (*)		Contributions Outstanding					
				Relating to 2008 Assessments		Arrears: 2007 & prior		Total	
				US\$	Euro	US\$	Euro	US\$	Euro
1 United States of America	22.000%	9,418,749.00	-	53,528,780.00	40,849,050.00	7,957,942.00	16,291,118.00	61,486,722.00	57,140,168.00
2 Japan	16.706%	36,243,499.94	31,019,283.15	-	-	-	-	-	-
3 Germany	8.619%	18,698,834.31	16,003,543.73	-	-	-	-	-	-
4 United Kingdom	6.675%	14,481,345.75	12,393,973.13	-	-	-	-	-	-
5 France	6.332%	13,737,210.68	11,757,099.30	-	-	-	-	-	-
6 Italy	5.104%	11,073,076.96	9,476,979.60	-	-	-	-	-	-
7 Canada	2.992%	6,491,114.08	5,555,470.80	-	-	-	-	-	-
8 Spain	2.983%	6,471,588.67	5,538,759.83	-	-	-	-	-	-
9 China	2.680%	5,814,233.20	4,976,157.00	-	-	-	-	-	-
10 Mexico	2.268%	-	2,524,320.00	4,920,403.32	4,211,165.70	262,473.86	4,267,586.82	5,182,877.18	8,478,752.52
11 Korea, Republic of	2.184%	-	-	4,738,166.16	4,055,196.60	-	65,148.50	4,738,166.16	4,120,345.10
12 Netherlands	1.882%	4,082,980.18	3,494,450.55	-	-	-	-	-	-
13 Australia	1.796%	3,896,404.04	3,334,767.90	-	-	-	-	-	-
14 Switzerland	1.222%	2,651,116.78	2,268,979.05	-	-	-	-	-	-
15 Russian Federation	1.206%	2,616,404.94	2,239,270.65	-	-	-	-	-	-
16 Belgium	1.108%	2,403,794.92	2,057,306.70	-	-	-	-	-	-
17 Sweden	1.076%	2,334,371.24	1,997,889.90	-	-	-	-	-	-
18 Austria	0.891%	1,933,015.59	1,654,386.53	-	-	-	-	-	-
19 Brazil	0.880%	1,909,151.20	1,633,962.00	-	-	-	-	-	-
20 Norway	0.786%	1,705,219.14	1,459,425.15	-	-	-	-	-	-
21 Saudi Arabia	0.752%	959,401.45	1,438,519.40	672,055.03	-	-	-	672,055.03	-
22 Denmark	0.743%	1,611,931.07	1,379,583.83	-	-	-	-	-	-
23 Greece	0.599%	1,299,524.51	1,112,208.23	-	-	-	-	-	-
24 Finland	0.567%	1,230,100.83	1,052,791.43	-	-	-	-	-	-
25 Portugal	0.530%	1,149,829.70	984,090.75	-	-	-	-	-	-
Total Largest 25 Contributors	92.581%	152,212,898.18	125,353,218.61	63,859,404.51	49,115,412.30	8,220,415.86	20,623,853.32	72,079,820.37	69,739,265.62
All other Member Nations	7.419%	16,789,495.98	14,242,686.32	1,947,320.85	2,023,630.01	40,595,182.26	7,161,088.87	42,542,503.11	9,184,718.88
Total	100.000%	169,002,394.16	139,595,904.93	65,806,725.36	51,139,042.31	48,815,598.12	27,784,942.19	114,622,323.48	78,923,984.50

(*) includes advances from 2007