



منظمة الأغذية  
والزراعة  
للأمم المتحدة

联合国  
粮食及  
农业组织

Food  
and  
Agriculture  
Organization  
of  
the  
United  
Nations

Organisation  
des  
Nations  
Unies  
pour  
l'alimentation  
et  
l'agriculture

Продовольственная и  
сельскохозяйственная  
организация  
Объединенных  
Наций

Organización  
de las  
Naciones  
Unidas  
para la  
Agricultura  
y la  
Alimentación

# COUNCIL

**Hundred and thirty-sixth Session**

**Rome, 15 - 19 June 2009**

**Status of Contributions at 10 June 2009**

This document is printed in limited numbers to minimize the environmental impact of FAO's processes and contribute to climate neutrality. Delegates and observers are kindly requested to bring their copies to meetings and to avoid asking for additional copies. Most FAO meeting documents are available on the Internet at [www.fao.org](http://www.fao.org)

## Appendix A

### Summary Status of Contributions to the Regular Programme<sup>a b</sup>

	2009	2008 (for comparison)
<b>1. Amounts outstanding on 1 January</b>		
Current Assessments <sup>c</sup>	USD 222,749,000.00 EUR 185,677,500.00	USD 222,749,000.00 EUR 185,677,500.00
Contributions in arrears <sup>d</sup>	USD 69,836,551.46 EUR 61,606,124.99	USD 60,875,717.64 EUR 32,842,389.43
<b>Total</b>	<b>USD 292,585,551.46</b> <b>EUR 247,283,624.99</b>	<b>USD 283,624,717.64</b> <b>EUR 218,519,889.43</b>
<b>2. Receipts 1 January to 10 June</b>		
Current Assessments	USD 129,395,778.33 EUR 93,169,183.28	USD 110,669,309.39 EUR 74,930,376.19
Contributions in arrears	USD 27,453,540.35 EUR 25,242,271.46	USD 2,270,664.77 EUR 4,625,397.27
<b>Total</b>	<b>USD 156,849,318.68</b> <b>EUR 118,411,454.74</b>	<b>USD 112,939,974.16</b> <b>EUR 79,555,773.46</b>
<b>3. Amounts outstanding at 10 June</b>		
Current Assessments	USD 93,353,221.67 EUR 92,508,316.72	USD 112,079,690.61 EUR 110,747,123.81
Contributions in arrears	USD 42,383,011.11 EUR 36,363,853.53	USD 58,605,052.87 EUR 28,216,992.16
<b>Total</b>	<b>USD 135,736,232.78</b> <b>EUR 128,872,170.25</b>	<b>USD 170,684,743.48</b> <b>EUR 138,964,115.97</b>
<b><u>Instalments due in future Years</u></b>	USD 2,438,593.11 EUR 6,549.44	USD 4,051,533.13 EUR 9,592.33
<b>Total Outstanding</b>	<b>USD 138,174,825.89</b> <b>EUR 128,878,719.69</b>	<b>USD 174,736,276.61</b> <b>EUR 138,973,708.30</b>

<sup>a</sup> Appendix B sets out full details of receipts during 2009.

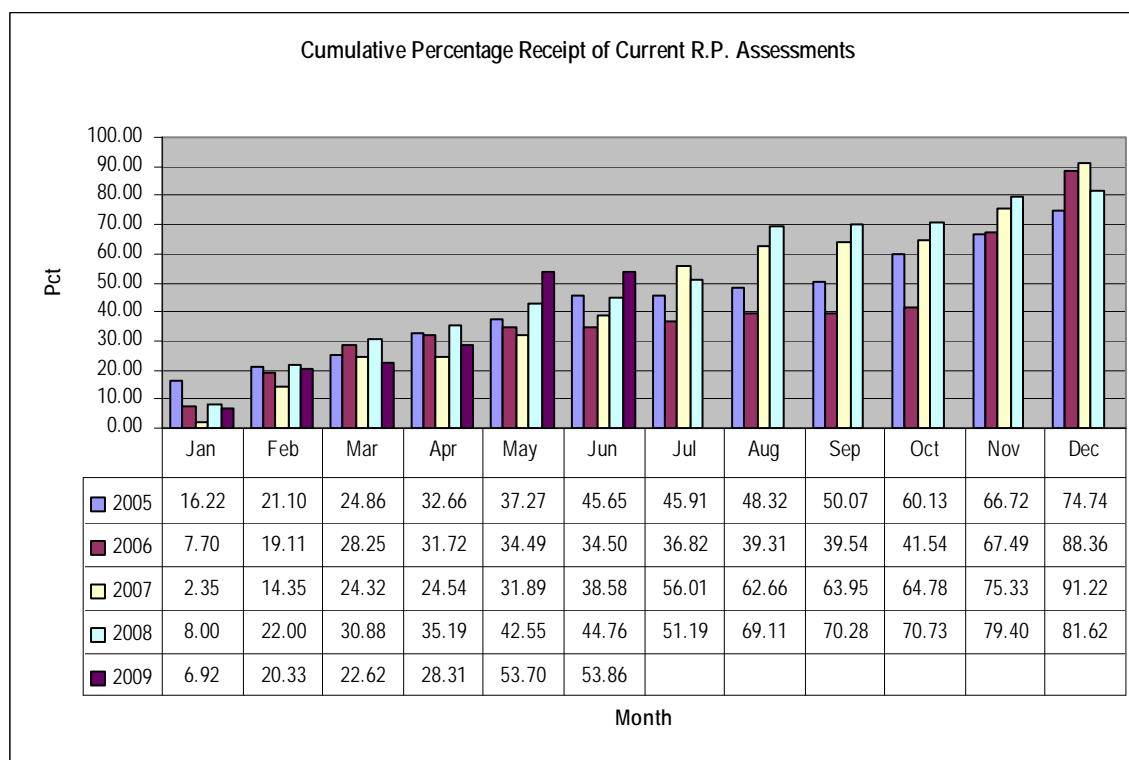
<sup>b</sup> Contributions in arrears include amounts due under Conference authorized instalment plans.

<sup>c</sup> Of which USD5,800,000 relates to the Tax Equalization Fund for 2009 and USD5,800,000 for 2008.

<sup>d</sup> Contributions in arrears at 1 January includes the previous year end balance carried forward plus arrears instalments due 1 January, less any new instalment plans approved by the Conference and New Member contributions where applicable.

### Current Assessments

4. The following statistics show the cumulative percentage receipts of current assessments over the past five years.



Receipt figures are the aggregate of USD and EUR receipts. All figures are at month end.

5. The position of the 2009 assessments of Member Nations at 10 June 2009, compared to the same date during the four preceding years was as follows:

### Number of Member Nations

	<b>2009 USD</b>	<b>2009 EUR</b>	<b>2008 USD</b>	<b>2008 EUR</b>	<b>2007 USD</b>	<b>2007 EUR</b>	<b>2006 USD</b>	<b>2006 EUR</b>	<b>2005 USD</b>	<b>2005 EUR</b>
<b>Paid in full</b>	<b>103</b>	<b>91</b>	<b>95</b>	<b>91</b>	<b>86</b>	<b>74</b>	<b>84</b>	<b>70</b>	<b>74</b>	<b>65</b>
Part paid	12	13	12	10	10	15	9	22	14	12
No payment	<u>76</u>	<u>87</u>	<u>84</u>	<u>90</u>	<u>92</u>	<u>99</u>	<u>95</u>	<u>96</u>	<u>99</u>	<u>110</u>
<b>Total</b>	<b><u>191</u></b>	<b><u>191</u></b>	<b><u>191</u></b>	<b><u>191</u></b>	<b><u>188</u></b>	<b><u>188</u></b>	<b><u>188</u></b>	<b><u>188</u></b>	<b><u>187</u></b>	<b><u>187</u></b>

### Contributions in arrears

6. The position of Member Nations with arrears of contributions at 10 June 2009 was as follows:

#### Number of Member Nations

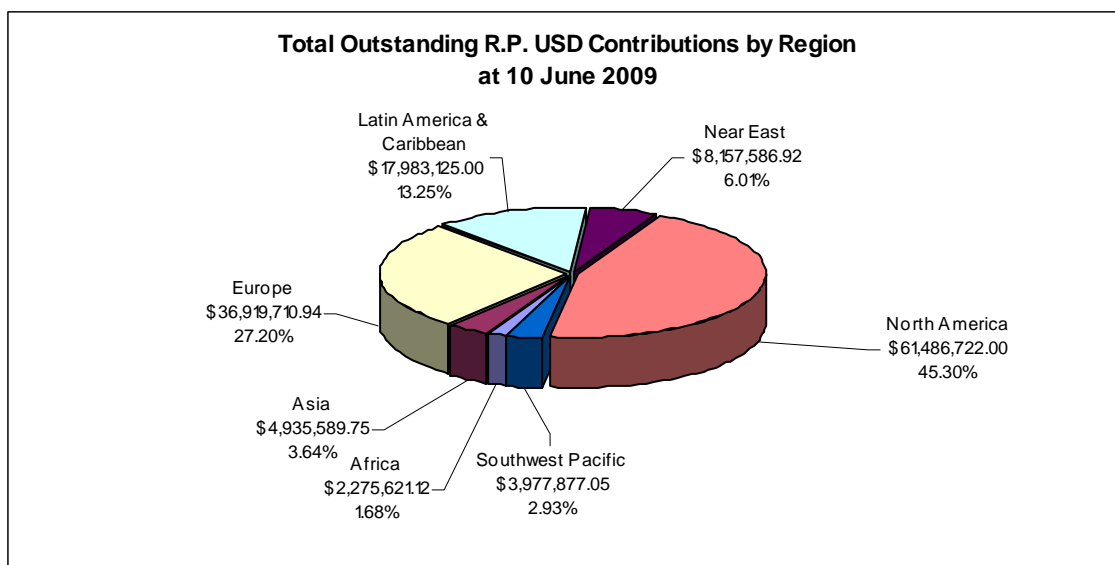
<b>With arrears at 1 January 2009</b>	<b>73</b>	
Arrears paid in full ( <i>Appendix D</i> )		19
Arrears partially paid ( <i>Appendix E</i> )		16
No payment ( <i>Appendix F</i> )		38
<b>With arrears at 10 June 2009 (<i>Appendix C</i>)</b>	<b>54</b>	

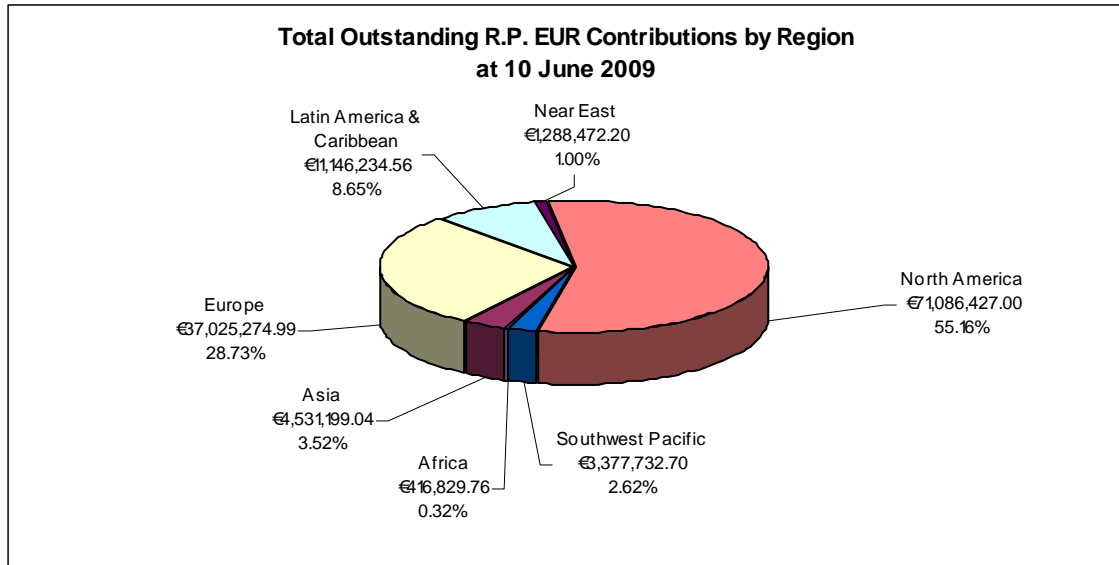
#### 7. **Additional information regarding arrears due at 10 June 2009**

- The total arrears at 10 June was *USD 42,383,011.11 and EUR 36,363,853.53 (Appendix B/Appendix C) equivalent to 23.65 percent of current assessments.*
- *Six Member Nations had arrears in excess of USD1 million (Appendix C).*
- *Arrears exceeding USD1 million accounted for 92.61 percent of the total arrears due.*
- *Twenty-five Member Nations had arrears in such amounts as to jeopardise their right to vote in accordance with Article III.4 of the Constitution (Appendix G).*

### Total Contributions Outstanding

8. The following charts show the geographical distribution of the total of all Regular Programme contributions outstanding in USD and EUR at 10 June 2009.





**Regular Programme Contributions**  
**Status As at: 10 June 2009**

Member Nations	Receipts: <sup>1</sup>		Outstanding Contributions				Total Outstanding	
	Amounts received year to date <sup>3</sup>		Relating to 2009 Assessments		Arrears: 2008 and prior assessments <sup>2</sup>			
	USD	EUR	USD	EUR	USD	EUR	USD	EUR
Afghanistan	2,169.49	1,856.77	-	-	-	-	-	-
Albania	13,016.94	-	-	11,140.65	-	-	-	11,140.65
Algeria	186,576.14	159,682.65	-	-	-	-	-	-
Andorra	17,355.92	14,854.20	-	-	-	-	-	-
Angola	6,508.47	1,095.94	-	4,474.39	-	-	-	4,474.39
Antigua and Barbuda	-	-	4,338.98	3,713.55	322,763.77	21,333.49	327,102.75	25,047.04
Argentina	-	-	709,423.23	607,165.43	14,813,698.32	3,090,461.07	15,523,121.55	3,697,626.50
Armenia	-	3,713.55	4,338.98	-	75,000.00	-	79,338.98	-
Australia	-	-	3,896,404.04	3,334,767.90	-	-	3,896,404.04	3,334,767.90
Austria	-	-	1,933,015.59	1,654,386.53	-	-	1,933,015.59	1,654,386.53
Azerbaijan	136,529.70	9,728.73	-	-	-	-	-	-
Bahamas	34,711.84	29,708.40	-	-	-	-	-	-
Bahrain	71,593.17	61,273.58	-	-	-	-	-	-
Bangladesh	21,694.90	18,567.75	-	-	-	-	-	-
Barbados	19,525.41	16,710.98	-	-	-	-	-	-
Belarus	43,389.80	37,135.50	-	-	-	-	-	-
Belgium	2,403,794.92	2,057,306.70	-	-	-	-	-	-
Belize	-	-	2,169.49	1,856.77	-	-	2,169.49	1,856.77
Benin	2,169.49	3,645.99	-	-	-	-	-	-
Bhutan	2,169.49	1,856.77	-	-	-	-	-	-
Bolivia (Estado Plurinacional de)	55,636.29	-	13,016.94	11,140.65	20,070.17	12,201.61	33,087.11	23,342.26
Bosnia and Herzegovina	13,016.94	11,140.65	-	-	-	-	-	-
Botswana	-	-	30,372.86	25,994.85	-	-	30,372.86	25,994.85
Brazil	1,909,151.20	1,533,597.35	-	100,364.65	-	-	-	100,364.65
Bulgaria	43,389.80	-	43,389.80	37,135.50	-	-	43,389.80	37,135.50
Burkina Faso	4,338.98	3,713.55	-	-	-	-	-	-
Burundi	8,392.53	-	2,169.49	1,856.77	21,863.58	2,341.58	24,033.07	4,198.35
Cambodia	2,169.49	1,856.77	-	-	-	-	-	-
Cameroon	19,525.41	16,710.98	-	-	-	-	-	-
Canada	6,491,114.08	5,555,470.80	-	-	-	-	-	-
Cape Verde	6,104.29	5,481.35	-	-	-	-	-	-
Central African Republic	-	-	2,169.49	1,856.77	214,733.25	8,881.51	216,902.74	10,738.28
Chad	2,169.49	1,856.77	-	-	-	-	-	-
Chile	-	-	351,457.38	300,797.55	-	862,219.10	351,457.38	1,163,016.65
China	5,814,233.20	4,976,157.00	-	-	-	-	-	-
Colombia	2,600.34	-	227,365.60	196,818.15	-	-	227,365.60	196,818.15
Comoros	-	-	2,169.49	1,856.77	277,031.63	8,881.51	279,201.12	10,738.28
Congo	2,169.49	1,856.77	-	-	-	-	-	-
Cook Islands	-	-	2,169.49	1,856.77	2,169.49	1,856.77	4,338.98	3,713.54
Costa Rica	229,758.52	54,373.43	-	59,416.80	-	184,778.39	-	244,195.19
Croatia	108,474.50	92,838.75	-	-	-	-	-	-
Cuba	83,000.00	-	117,152.46	100,265.85	189,499.74	182,135.00	306,652.20	282,400.85
Cyprus	95,457.56	81,698.10	-	-	-	-	-	-
Czech Republic	611,796.18	523,610.55	-	-	-	-	-	-
Côte d'Ivoire	-	-	19,525.41	16,710.98	19,525.41	44,678.22	39,050.82	61,389.20
Democratic People's Republic of Korea	-	12,997.43	15,186.43	12,997.43	-	-	15,186.43	12,997.43
Democratic Republic of the Congo	-	-	6,508.47	5,570.33	38,522.23	30,203.39	45,030.70	35,773.72
Denmark	1,611,931.07	1,379,583.83	-	-	-	-	-	-

**Regular Programme Contributions**  
**Status As at: 10 June 2009**

Member Nations	Receipts: <sup>1</sup>		Outstanding Contributions				Total Outstanding	
	Amounts received year to date <sup>3</sup>		Relating to 2009 Assessments		Arrears: 2008 and prior assessments <sup>2</sup>			
	USD	EUR	USD	EUR	USD	EUR	USD	EUR
Djibouti	-	-	2,169.49	1,856.77	2,169.49	1,826.77	4,338.98	3,683.54
Dominica	-	-	2,169.49	1,856.77	-	3,624.58	2,169.49	5,481.35
Dominican Republic	-	-	52,067.76	44,562.60	149,014.71	252,477.88	201,082.47	297,040.48
Ecuador	45,559.29	43,420.50	-	-	-	-	-	-
Egypt	193,084.61	165,252.98	-	-	-	-	-	-
El Salvador	43,389.80	34,338.40	-	2,797.10	-	-	-	2,797.10
Equatorial Guinea	-	-	4,338.98	3,713.55	2,902.81	1,307.96	7,241.79	5,021.51
Eritrea	2,169.49	1,856.77	2,169.49	1,856.77	-	-	2,169.49	1,856.77
Estonia	34,711.84	29,708.40	-	-	-	-	-	-
Ethiopia	-	-	6,508.47	5,570.33	-	-	6,508.47	5,570.33
Fiji	6,508.47	5,570.33	-	-	-	-	-	-
Finland	1,230,100.83	1,052,791.43	-	-	-	-	-	-
France	13,737,210.68	11,757,099.30	-	-	-	-	-	-
Gabon	-	-	17,355.92	14,854.20	-	-	17,355.92	14,854.20
Gambia	2,169.49	1,856.77	-	-	-	-	-	-
Georgia	26,508.47	5,570.33	-	-	1,217,323.08	-	1,217,323.08	-
Germany	18,698,834.31	-	-	16,003,543.73	-	-	-	16,003,543.73
Ghana	1,616.72	355.88	8,677.96	7,427.10	-	-	8,677.96	7,427.10
Greece	1,299,524.51	1,112,208.23	-	-	-	-	-	-
Grenada	-	-	2,169.49	1,856.77	-	-	2,169.49	1,856.77
Guatemala	-	-	69,423.68	59,416.80	60,054.24	63,689.86	129,477.92	123,106.66
Guinea	-	-	2,169.49	1,856.77	2,169.49	12,312.74	4,338.98	14,169.51
Guinea-Bissau	-	-	2,169.49	1,856.77	104,742.25	8,881.51	106,911.74	10,738.28
Guyana	2,169.49	773.99	-	1,856.77	-	1,082.78	-	2,939.55
Haiti	-	-	4,338.98	3,713.55	4,338.98	5,303.42	8,677.96	9,016.97
Honduras	10,847.45	7,980.15	-	1,303.73	-	-	-	1,303.73
Hungary	112,918.08	24,365.38	418,606.97	430,544.50	-	-	418,606.97	430,544.50
Iceland	-	-	80,271.13	68,700.68	-	68,700.68	80,271.13	137,401.36
India	980,609.48	839,262.30	-	-	-	-	-	-
Indonesia	351,457.38	300,797.55	-	-	-	-	-	-
Iran, Islamic Republic of	688,477.11	618,924.88	379,995.30	336,076.28	-	-	379,995.30	336,076.28
Iraq	-	-	32,542.35	27,851.63	5,476,130.33	504,673.41	5,508,672.68	532,525.04
Ireland	969,762.03	829,978.43	-	-	-	-	-	-
Israel	-	300,000.00	913,355.29	481,702.28	-	-	913,355.29	481,702.28
Italy	-	-	11,073,076.96	9,476,979.60	-	-	11,073,076.96	9,476,979.60
Jamaica	7,572.42	18,567.75	14,122.48	-	-	-	14,122.48	-
Japan	36,243,499.94	31,019,283.15	-	-	-	-	-	-
Jordan	26,033.88	22,281.30	-	-	-	-	-	-
Kazakhstan	62,915.21	53,846.48	-	-	-	-	-	-
Kenya	21,694.90	18,567.75	-	-	-	-	-	-
Kiribati	2,169.49	1,856.77	-	-	3,530.62	-	3,530.62	-
Kuwait	397,016.67	339,789.83	-	-	-	-	-	-
Kyrgyzstan	2,169.49	-	2,169.49	1,856.77	870,801.26	8,881.51	872,970.75	10,738.28
Lao People's Democratic Republic	-	-	2,169.49	1,856.77	-	-	2,169.49	1,856.77
Latvia	39,050.82	33,421.95	-	-	-	-	-	-
Lebanon	45.00	-	73,717.66	63,130.35	-	-	73,717.66	63,130.35
Lesotho	-	1,856.77	2,169.49	-	-	-	2,169.49	-
Liberia	6,758.48	-	-	1,856.77	293,798.25	8,881.51	293,798.25	10,738.28

**Regular Programme Contributions**  
**Status As at: 10 June 2009**

Member Nations	Receipts: <sup>1</sup>		Outstanding Contributions				Total Outstanding	
	Amounts received year to date <sup>3</sup>		Relating to 2009 Assessments		Arrears: 2008 and prior assessments <sup>2</sup>			
	USD	EUR	USD	EUR	USD	EUR	USD	EUR
Libyan Arab Jamahiriya	134,508.38	115,120.05	134,508.38	115,120.05	109,961.11	-	244,469.49	115,120.05
Lithuania	67,254.19	57,560.03	-	-	-	-	-	-
Luxembourg	186,576.14	159,682.65	-	-	-	-	-	-
Madagascar	299.93	-	4,039.05	3,713.55	-	-	4,039.05	3,713.55
Malawi	2,169.49	1,856.77	-	-	-	-	-	-
Malaysia	414,372.59	354,644.03	-	-	-	-	-	-
Maldives	2,169.49	1,856.77	-	-	-	-	-	-
Mali	2,169.49	1,856.77	-	-	-	-	-	-
Malta	36,881.33	31,565.18	-	-	-	-	-	-
Marshall Islands	2,169.49	1,750.46	-	106.31	-	-	-	106.31
Mauritania	-	-	2,169.49	1,856.77	5,700.11	5,392.39	7,869.60	7,249.16
Mauritius	23,864.39	20,424.53	-	-	-	-	-	-
Mexico	10,103,280.50	8,736,477.42	-	3,953,440.80	-	-	-	3,953,440.80
Micronesia (Federated States of)	-	-	2,169.49	1,856.77	-	4,895.42	2,169.49	6,752.19
Moldova	112,169.49	1,856.77	-	-	-	-	-	-
Monaco	6,508.47	5,570.33	-	-	-	-	-	-
Mongolia	2,169.49	1,856.77	-	-	-	-	-	-
Montenegro	2,770.85	1,856.77	-	-	2,009.46	-	2,009.46	-
Morocco	91,118.58	77,984.55	-	-	-	-	-	-
Mozambique	2,169.49	1,519.42	-	337.35	-	-	-	337.35
Myanmar	10,847.45	9,119.91	10,847.45	9,283.88	-	1,855.49	10,847.45	11,139.37
Namibia	13,016.94	-	-	11,140.65	-	-	-	11,140.65
Nauru	-	-	2,169.49	1,856.77	16,342.63	8,881.51	18,512.12	10,738.28
Nepal	-	-	6,508.47	5,570.33	-	-	6,508.47	5,570.33
Netherlands	-	3,494,450.55	4,082,980.18	-	-	-	4,082,980.18	-
New Zealand	557,558.93	477,191.18	-	-	-	-	-	-
Nicaragua	-	-	4,338.98	3,713.55	6,104.29	9,573.48	10,443.27	13,287.03
Niger	-	-	2,169.49	1,856.77	1,765.31	-	3,934.80	1,856.77
Nigeria	-	42,346.74	104,135.52	89,125.20	28,488.17	17,475.95	132,623.69	106,601.15
Niue	2,169.49	1,856.77	-	-	-	-	-	-
Norway	-	-	1,705,219.14	1,459,425.15	-	-	1,705,219.14	1,459,425.15
Oman	158,372.77	135,544.58	-	-	-	-	-	-
Pakistan	262.41	107,109.05	127,999.91	109,549.73	-	2,440.68	127,999.91	111,990.41
Palau	-	-	2,169.49	1,856.77	8,488.13	8,881.51	10,657.62	10,738.28
Panama	49,898.27	42,705.83	-	-	-	-	-	-
Papua New Guinea	4,338.98	3,713.55	-	-	-	-	-	-
Paraguay	-	-	10,847.45	9,283.88	-	107,266.59	10,847.45	116,550.47
Peru	-	-	169,220.22	144,828.45	273,405.78	311,002.12	442,626.00	455,830.57
Philippines	169,220.22	105,134.70	-	144,828.45	-	152,429.93	-	297,258.38
Poland	1,093,422.96	-	-	935,814.60	-	-	-	935,814.60
Portugal	1,149,829.70	984,090.75	-	-	-	-	-	-
Qatar	99,802.57	-	86,773.57	159,682.65	-	-	86,773.57	159,682.65
Republic of Korea	4,738,166.16	-	4,738,166.16	4,055,196.60	-	-	4,738,166.16	4,055,196.60
Romania	151,864.30	129,974.25	-	-	-	-	-	-
Russian Federation	2,616,404.94	2,239,270.65	-	-	-	-	-	-
Rwanda	-	-	2,169.49	1,856.77	-	-	2,169.49	1,856.77
Saint Kitts and Nevis	-	-	2,169.49	1,856.77	-	-	2,169.49	1,856.77
Saint Lucia	-	-	2,169.49	1,856.77	-	-	2,169.49	1,856.77



**Regular Programme Contributions**  
**Status As at: 10 June 2009**

Member Nations	Receipts: <sup>1</sup>		Outstanding Contributions				Total Outstanding	
	Amounts received year to date <sup>3</sup>		Relating to 2009 Assessments		Arrears: 2008 and prior assessments <sup>2</sup>			
	USD	EUR	USD	EUR	USD	EUR	USD	EUR
Saint Vincent and the Grenadines	2,169.49	1,856.77	2,169.49	1,856.77	-	-	2,169.49	1,856.77
Samoa	2,169.49	-	-	1,856.77	-	-	-	1,856.77
San Marino	6,508.47	5,570.33	-	-	-	-	-	-
Sao Tome and Principe	-	-	2,169.49	1,856.77	274,252.25	8,881.51	276,421.74	10,738.28
Saudi Arabia	1,631,456.48	1,396,294.80	-	-	-	-	-	-
Senegal	2,435.41	304.90	6,242.55	7,122.20	-	-	6,242.55	7,122.20
Serbia	-	-	45,559.29	38,992.28	-	-	45,559.29	38,992.28
Seychelles	18,947.43	4,414.86	-	-	-	-	-	-
Sierra Leone	-	-	2,169.49	1,856.77	97,042.58	8,881.51	99,212.07	10,738.28
Slovakia	136,677.87	116,976.83	-	-	-	-	-	-
Slovenia	-	180,107.18	210,440.53	-	-	-	210,440.53	-
Solomon Islands	2,169.49	1,856.77	-	-	35,755.71	3,489.12	35,755.71	3,489.12
Somalia	-	-	2,169.49	1,856.77	350,156.25	8,881.51	352,325.74	10,738.28
South Africa	-	542,178.30	633,491.08	-	-	-	633,491.08	-
Spain	-	-	6,471,588.67	5,538,759.83	-	-	6,471,588.67	5,538,759.83
Sri Lanka	-	-	34,711.84	29,708.40	-	-	34,711.84	29,708.40
Sudan	4,110.98	18,567.75	17,583.92	-	-	-	17,583.92	-
Suriname	4,338.98	3,713.54	-	-	-	-	-	-
Swaziland	4,338.98	-	4,338.98	3,713.55	-	-	4,338.98	3,713.55
Sweden	2,334,371.24	1,997,889.90	-	-	-	-	-	-
Switzerland	2,651,116.78	2,268,979.05	-	-	-	-	-	-
Syrian Arab Republic	34,711.84	29,708.40	-	-	-	-	-	-
Tajikistan	-	-	2,169.49	1,856.77	144,121.56	4,459.38	146,291.05	6,316.15
Thailand	405,694.63	347,216.93	-	-	-	-	-	-
The former Yugoslav Republic of Macedonia	10,847.45	9,283.88	-	-	-	-	-	-
Timor-Leste	6,104.29	-	-	1,856.77	-	3,624.58	-	5,481.35
Togo	2,169.49	1,700.49	-	156.28	-	-	-	156.28
Tonga	2,169.49	1,856.77	-	-	-	-	-	-
Trinidad and Tobago	60,576.23	50,132.93	-	-	-	-	-	-
Tunisia	67,254.19	57,560.03	-	-	-	620.63	-	620.63
Turkey	715,028.19	-	115,886.48	711,144.83	-	-	115,886.48	711,144.83
Turkmenistan	-	-	13,016.94	11,140.65	457,430.84	39,320.93	470,447.78	50,461.58
Tuvalu	-	-	2,169.49	1,856.77	-	-	2,169.49	1,856.77
Uganda	-	5,865.66	6,508.47	181.78	-	-	6,508.47	181.78
Ukraine	-	-	97,627.05	83,554.88	-	-	97,627.05	83,554.88
United Arab Emirates	659,524.96	564,459.60	-	-	-	-	-	-
United Kingdom	14,481,345.75	12,393,973.13	-	-	-	-	-	-
United Republic of Tanzania	180.23	731.31	12,836.71	10,409.34	-	-	12,836.71	10,409.34
United States of America	16,058,634.00	15,680,000.00	53,528,780.00	40,849,050.00	7,957,942.00	30,237,377.00	61,486,722.00	71,086,427.00
Uruguay	-	-	58,576.23	50,132.93	-	-	58,576.23	50,132.93
Uzbekistan	17,355.92	14,854.20	-	-	24,714.34	24,749.27	24,714.34	24,749.27
Vanuatu	-	-	2,169.49	1,856.77	2,169.49	1,856.77	4,338.98	3,713.54
Venezuela (Bolivarian Republic of)	110,599.80	-	325,467.69	373,211.78	-	-	325,467.69	373,211.78
Viet Nam	52,067.76	44,562.60	-	-	-	-	-	-
Yemen	16,898.71	13,224.71	-	-	-	-	-	-
Yugoslavia	-	-	-	-	8,405,308.00	-	8,405,308.00	-
Zambia	-	-	2,169.49	1,856.77	-	-	2,169.49	1,856.77
Zimbabwe	17,355.92	-	-	14,854.20	-	-	-	14,854.20

**Regular Programme Contributions**  
Status As at: **10 June 2009**

Member Nations	Receipts: <sup>1</sup>		Outstanding Contributions				Total Outstanding	
	Amounts received year to date <sup>3</sup>		Relating to 2009 Assessments		Arrears: 2008 and prior assessments <sup>2</sup>			
	USD	EUR	USD	EUR	USD	EUR	USD	EUR
<b>Total</b>	\$ 156,849,318.68	€ 118,411,454.74	\$ 93,353,221.67	€ 92,508,316.72	\$ 42,383,011.11	€ 36,363,853.53	\$ 135,736,232.78	€ 128,872,170.25

<sup>1/</sup> Of USD receipts, USD 129,395,778.33 credited to 2009 assessments, USD 27,453,540.35 to arrears. Of EUR receipts, EUR 93,169,183.28 credited to 2009 assessments, EUR 25,242,271.46 to arrears.

<sup>2/</sup> Includes Arrears Instalments of USD 1,334,256.83 and EUR 2,341.58 due in 2009.

<sup>3/</sup> Includes advances carried forward from previous years.

**Conference Authorized Arrears Instalments - Summary**

Member Nations	Receipts		Instalments				Total Outstanding	
	USD	EUR	Due in 2009	Due in 2009	Due in future Years	Due in future Years	USD	EUR
			USD	EUR	USD	EUR		
Armenia			75,000.00		1,353,298.63		1,428,298.63	
Azerbaijan	125,682.26				502,729.04		502,729.04	
Bolivia			20,070.17				20,070.17	
Burundi	8,392.53		21,863.58	2,341.58	30,256.11	2,341.58	52,119.69	4,683.16
Georgia	20,000.00		1,217,323.08				1,217,323.08	
Moldova	110,000.00		-		464,658.63		464,658.63	
Seychelles	14,608.45	701.31	-	-	87,650.70	4,207.86	87,650.70	4,207.86
<b>Total</b>	<b>278,683.24</b>	<b>701.31</b>	<b>1,334,256.83</b>	<b>2,341.58</b>	<b>2,438,593.11</b>	<b>6,549.44</b>	<b>3,772,849.94</b>	<b>8,891.02</b>

**Member Nations with Arrears of Contributions as at 10 June 2009**

	Member Nation	Arrears Outstanding					Total Arrears
		2008	2007	2006	2005	Prior	
1	Argentina			\$ 1,721,177.25 € 1,723,609.76	\$ 1,955,898.17 € 1,366,851.31	\$ 11,136,622.90	\$ 14,813,698.32 € 3,090,461.07
2	Chile	€ 300,797.55	€ 403,059.54	€ 158,362.01			\$ - € 862,219.10
3	Georgia	\$ 1,217,323.08					\$ 1,217,323.08 € -
4	Iraq				\$ 6,610.79 € 238,410.89	\$ 5,469,519.54 € 238,410.89	\$ 5,476,130.33 € 504,673.41
5	United States of America	€ 27,851.63	\$ 3,117,297.00	\$ 3,014,418.00	\$ 71,032.00	\$ 1,755,195.00	\$ 7,957,942.00 € 30,237,377.00
6	Yugoslavia	€ 22,669,050.00	€ 2,901,322.00	€ 4,667,005.00		\$ 8,405,308.00	\$ 8,405,308.00 € -
	<b>Arrears over \$1,000,000</b>	<b>\$ 1,217,323.08</b>	<b>\$ 3,117,297.00</b>	<b>\$ 4,735,595.25</b>	<b>\$ 2,033,540.96</b>	<b>\$ 26,766,645.44</b>	<b>\$ 37,870,401.73</b>
		<b>€ 22,997,699.18</b>	<b>€ 3,304,381.54</b>	<b>€ 6,548,976.77</b>	<b>€ 1,605,262.20</b>	<b>€ 238,410.89</b>	<b>€ 34,694,730.58</b>
7	Antigua and Barbuda	\$ 4,338.98 € 3,713.55	\$ 5,295.93 € 5,303.42	\$ 5,295.93 € 5,303.42	\$ 3,404.95 € 3,506.55	\$ 304,427.98 € 3,506.55	\$ 322,763.77 € 21,333.49
8	Comoros	\$ 2,169.49 € 1,856.77	\$ 1,765.31 € 1,767.81	\$ 1,765.31 € 1,767.81	\$ 1,694.01 € 1,744.56	\$ 269,637.51 € 1,744.56	\$ 277,031.63 € 8,881.51
9	Cuba	\$ 117,152.46 € 100,265.85	\$ 72,347.28 € 77,783.42	€ 4,085.73			\$ 189,499.74 € 182,135.00
10	Dominican Republic	\$ 52,067.76 € 44,562.60	€ 63,551.16 € 63,640.98	€ 63,640.98	\$ 33,395.79 € 40,316.66		\$ 149,014.71 € 252,477.88
11	Kyrgyzstan	\$ 1,856.77 € 2,169.49	\$ 1,765.31 € 1,767.81	\$ 1,765.31 € 1,767.81	\$ 1,694.01 € 1,744.56	\$ 865,576.63 € 1,744.56	\$ 870,801.26 € 8,881.51
12	Liberia	\$ 2,169.49 € 1,856.77	€ 1,767.81	€ 1,767.81	€ 1,744.56	\$ 291,628.76 € 1,744.56	\$ 293,798.25 € 8,881.51
13	Peru	\$ 169,220.22 € 144,828.45	\$ 104,185.56 € 166,173.67				\$ 273,405.78 € 311,002.12
14	Sao Tome and Principe	\$ 2,169.49 € 1,856.77	\$ 1,765.31 € 1,767.81	\$ 1,765.31 € 1,767.81	\$ 1,694.01 € 1,744.56	\$ 266,858.13 € 1,744.56	\$ 274,252.25 € 8,881.51
15	Somalia	\$ 2,169.49 € 1,856.77	\$ 1,765.31 € 1,767.81	\$ 1,765.31 € 1,767.81	\$ 1,694.01 € 1,744.56	\$ 342,762.13 € 1,744.56	\$ 350,156.25 € 8,881.51
16	Turkmenistan	\$ 13,016.94 € 11,140.65	\$ 8,826.55 € 8,839.03	\$ 8,826.55 € 8,839.03	\$ 5,098.95 € 5,251.11	\$ 421,661.85 € 5,251.11	\$ 457,430.84 € 39,320.93
	<b>Arrears \$250,000 to \$1,000,000</b>	<b>\$ 364,474.32</b>	<b>\$ 261,267.72</b>	<b>\$ 21,183.72</b>	<b>\$ 48,675.73</b>	<b>\$ 2,762,552.99</b>	<b>\$ 3,458,154.48</b>
		<b>€ 313,794.95</b>	<b>€ 330,579.57</b>	<b>€ 90,708.21</b>	<b>€ 57,797.12</b>	<b>€ 57,797.12</b>	<b>€ 850,676.97</b>



**Member Nations with Arrears of Contributions as at 10 June 2009**

	Member Nation	Arrears Outstanding					Total Arrears
		2008	2007	2006	2005	Prior	
41	Nicaragua	\$ 4,338.98	\$ 1,765.31				\$ 6,104.29
		€ 3,713.55	€ 1,767.81	€ 1,767.81	€ 1,744.56	€ 579.75	€ 9,573.48
42	Niger		\$ 1,765.31				\$ 1,765.31
							€ -
43	Nigeria	\$ 28,488.17					\$ 28,488.17
		€ 17,475.95					€ 17,475.95
44	Pakistan						\$ -
		€ 2,440.68					€ 2,440.68
45	Palau	\$ 2,169.49	\$ 1,765.31	\$ 1,765.31	\$ 1,694.01	\$ 1,094.01	\$ 8,488.13
		€ 1,856.77	€ 1,767.81	€ 1,767.81	€ 1,744.56	€ 1,744.56	€ 8,881.51
46	Paraguay						\$ -
		€ 9,283.88	€ 21,213.66	€ 21,213.66	€ 28,052.44	€ 27,502.95	€ 107,266.59
47	Philippines						\$ -
		€ 144,828.45	€ 7,601.48				€ 152,429.93
48	Sierra Leone	\$ 2,169.49	\$ 1,765.31	\$ 1,765.31	\$ 1,694.01	\$ 89,648.46	\$ 97,042.58
		€ 1,856.77	€ 1,767.81	€ 1,767.81	€ 1,744.56	€ 1,744.56	€ 8,881.51
49	Solomon Islands				\$ 1,694.01	\$ 34,061.70	\$ 35,755.71
					€ 1,744.56	€ 1,744.56	€ 3,489.12
50	Tajikistan	\$ 2,169.49				\$ 141,952.07	\$ 144,121.56
		€ 1,856.77	€ 1,767.81	€ 834.80			€ 4,459.38
51	Timor-Leste						\$ -
		€ 1,856.77	€ 1,767.81				€ 3,624.58
52	Tunisia						\$ -
		€ 620.63					€ 620.63
53	Uzbekistan		\$ 24,714.34				\$ 24,714.34
			€ 24,749.27				€ 24,749.27
54	Vanuatu	\$ 2,169.49					\$ 2,169.49
		€ 1,856.77					€ 1,856.77
	<b>Arrears less than \$250,000</b>	<b>\$ 268,964.66</b>	<b>\$ 155,859.17</b>	<b>\$ 17,653.10</b>	<b>\$ 16,973.96</b>	<b>\$ 595,004.01</b>	<b>\$ 1,054,454.90</b>
		<b>€ 430,180.45</b>	<b>€ 167,285.65</b>	<b>€ 111,320.61</b>	<b>€ 64,096.10</b>	<b>€ 45,563.17</b>	<b>€ 818,445.98</b>
	<b>Total of all Member Nations</b>	<b>\$ 1,850,762.06</b>	<b>\$ 3,534,423.89</b>	<b>\$ 4,774,432.07</b>	<b>\$ 2,099,190.65</b>	<b>\$ 30,124,202.44</b>	<b>\$ 42,383,011.11</b>
		<b>€ 23,741,674.58</b>	<b>€ 3,802,246.76</b>	<b>€ 6,751,005.59</b>	<b>€ 1,727,155.42</b>	<b>€ 341,771.18</b>	<b>€ 36,363,853.53</b>

**Arrears paid in full during Calendar Year 2009 as at 10 June 2009**

No	Member Nation	Arrears Paid USD	Arrears Paid EUR
1	Azerbaijan	\$ 125,682.25	€ 444.85
2	Benin	\$ -	€ 1,789.22
3	Bulgaria	\$ 43,389.80	€ -
4	Cape Verde	\$ 3,934.80	€ 3,624.58
5	Democratic People's Republic of Korea	\$ -	€ 12,997.43
6	Ecuador	\$ -	€ 4,428.22
7	Eritrea	\$ 2,169.49	€ 1,856.77
8	Ghana	\$ 1,616.72	€ 355.88
9	Iran, Islamic Republic of	\$ 675,794.72	€ 618,924.88
10	Mexico	\$ 5,182,877.18	€ 8,478,752.52
11	Moldova	\$ 110,000.00	€ -
12	Republic of Korea	\$ 4,738,166.16	€ -
13	Seychelles	\$ 14,608.45	€ 701.31
14	Saint Vincent and the Grenadines	\$ 2,169.49	€ 1,856.77
15	Suriname	\$ 2,169.49	€ 1,856.77
16	Swaziland	\$ 4,338.98	€ -
17	Trinidad and Tobago	\$ 2,000.00	€ -
18	Uganda	\$ -	€ 477.11
19	Yemen	\$ 1,712.28	€ 227.28
<b>Total of all Member Nations</b>		<b>\$ 10,910,629.81</b>	<b>€ 9,128,293.59</b>

**Arrears paid in part during Calendar Year 2009 as at 10 June 2009**

<b>No</b>	<b>Member Nation</b>	<b>Arrears Paid USD</b>	<b>Arrears Paid EUR</b>	<b>Remaining Balance USD</b>	<b>Remaining Balance EUR</b>
1	Bolivia (Estado Plurinacional de)	\$ 55,636.29	€ -	\$ 20,070.17	€ 12,201.61
2	Burundi	\$ 8,392.53	€ -	\$ 21,863.58	€ 2,341.58
3	Costa Rica	\$ 160,334.84	€ 54,373.43	\$ -	€ 184,778.39
4	Cuba	\$ 83,000.00	€ -	\$ 189,499.74	€ 182,135.00
5	Georgia	\$ 20,000.00	€ -	\$ 1,217,323.08	€ -
6	Guyana	\$ -	€ 773.99	\$ -	€ 1,082.78
7	Kyrgyzstan	\$ 2,169.49	€ -	\$ 870,801.26	€ 8,881.51
8	Liberia	\$ 4,588.99	€ -	\$ 293,798.25	€ 8,881.51
9	Libyan Arab Jamahiriya	\$ 134,508.38	€ 115,120.05	\$ 109,961.11	€ -
10	Montenegro	\$ 601.36	€ -	\$ 2,009.46	€ -
11	Myanmar	\$ 10,847.45	€ 9,119.91	\$ -	€ 1,855.49
12	Nigeria	\$ -	€ 42,346.74	\$ 28,488.17	€ 17,475.95
13	Pakistan	\$ 262.41	€ 107,109.05	\$ -	€ 2,440.68
14	Philippines	\$ -	€ 105,134.70	\$ -	€ 152,429.93
15	Timor-Leste	\$ 3,934.80	€ -	\$ -	€ 3,624.58
16	United States of America	\$ 16,058,634.00	€ 15,680,000.00	\$ 7,957,942.00	€ 30,237,377.00
<b>Total of all Member Nations</b>		<b>\$ 16,542,910.54</b>	<b>€ 16,113,977.87</b>	<b>\$ 10,711,756.82</b>	<b>€ 30,815,506.01</b>

**Member Nations having made no payment in 2009 against outstanding arrears as at 10 June 2009**

No.	Member Nation	Arrears Outstanding					Total Arrears
		2008	2007	2006	2005	Prior	
1	Antigua and Barbuda	\$ 4,338.98	\$ 5,295.93	\$ 5,295.93	\$ 3,404.95	\$ 304,427.98	\$ 322,763.77
		€ 3,713.55	€ 5,303.42	€ 5,303.42	€ 3,506.55	€ 3,506.55	€ 21,333.49
2	Argentina	\$ 1,721,177.25	\$ 1,765.31	\$ 1,765.31	\$ 1,694.01	\$ 11,136,622.90	\$ 14,813,698.32
		€ 1,723,609.76	€ 1,767.81	€ 1,767.81	€ 1,744.56	€ 1,744.56	€ 3,090,461.07
3	Armenia	\$ 75,000.00					\$ 75,000.00
4	Central African Republic	\$ 2,169.49	\$ 1,765.31	\$ 1,765.31	\$ 1,694.01	\$ 207,339.13	\$ 214,733.25
		€ 1,856.77	€ 1,767.81	€ 1,767.81	€ 1,744.56	€ 1,744.56	€ 8,881.51
5	Chile	€ 300,797.55	€ 403,059.54	€ 158,362.01			€ 862,219.10
		\$ 2,169.49	\$ 1,765.31	\$ 1,765.31	\$ 1,694.01	\$ 269,637.51	\$ 277,031.63
6	Comoros	€ 1,856.77	€ 1,767.81	€ 1,767.81	€ 1,744.56	€ 1,744.56	€ 8,881.51
		\$ 2,169.49					\$ 2,169.49
7	Cook Islands	€ 1,856.77					€ 1,856.77
		\$ 19,525.41					\$ 19,525.41
8	Côte d'Ivoire	€ 16,710.98	€ 17,678.05	€ 10,289.19			€ 44,678.22
		\$ 6,508.47	\$ 5,295.93	\$ 5,295.93	\$ 6,809.90	\$ 14,612.00	\$ 38,522.23
9	Democratic Republic of the Congo	€ 5,570.33	€ 5,303.42	€ 5,303.42	€ 7,013.11	€ 7,013.11	€ 30,203.39
		\$ 2,169.49					\$ 2,169.49
10	Djibouti	€ 1,826.77					€ 1,826.77
		€ 1,856.77	€ 1,767.81				€ 3,624.58
11	Dominica	\$ 52,067.76	\$ 63,551.16		\$ 33,395.79		\$ 149,014.71
		€ 44,562.60	€ 63,640.98	€ 63,640.98	€ 40,316.66	€ 40,316.66	€ 252,477.88
12	Dominican Republic	\$ 2,902.81					\$ 2,902.81
		€ 1,307.96					€ 1,307.96
13	Equatorial Guinea	\$ 60,054.24					\$ 60,054.24
		€ 59,416.80	€ 4,273.06				€ 63,689.86
14	Guatemala	\$ 2,169.49					\$ 2,169.49
		€ 1,856.77	€ 5,303.42	€ 5,152.55			€ 12,312.74
15	Guinea	\$ 2,169.49	\$ 1,765.31	\$ 1,765.31	\$ 1,694.01	\$ 97,348.13	\$ 104,742.25
		€ 1,856.77	€ 1,767.81	€ 1,767.81	€ 1,744.56	€ 1,744.56	€ 8,881.51
16	Guinea-Bissau	\$ 4,338.98					\$ 4,338.98
		€ 5,303.42	€ 5,303.42				€ 5,303.42
17	Haiti	€ 68,700.68					€ 68,700.68
		€ 27,851.63			\$ 6,610.79	\$ 5,469,519.54	\$ 5,476,130.33
18	Iceland				€ 238,410.89	€ 238,410.89	€ 504,673.41
		\$ 1,765.31	\$ 1,765.31	\$ 1,765.31			\$ 3,530.62
19	Iraq	\$ 2,169.49	\$ 1,765.31	\$ 1,765.31			\$ 5,700.11
		€ 1,856.77	€ 1,767.81	€ 1,767.81			€ 5,392.39
20	Kiribati	€ 1,856.77	€ 1,767.81	€ 1,270.84			€ 4,895.42
		\$ 2,169.49	\$ 1,765.31	\$ 1,765.31	\$ 1,694.01	\$ 8,948.51	\$ 16,342.63
21	Mauritania	€ 1,856.77	€ 1,767.81	€ 1,767.81	€ 1,744.56	€ 1,744.56	€ 8,881.51
		\$ 4,338.98	\$ 1,765.31				\$ 6,104.29
22	Micronesia (Federated States of)	€ 3,713.55	€ 1,767.81	€ 1,767.81	€ 1,744.56	€ 579.75	€ 9,573.48
		\$ 1,765.31	\$ 1,765.31				\$ 1,765.31
23	Nauru	\$ 2,169.49	\$ 1,765.31	\$ 1,765.31	\$ 1,694.01	\$ 1,094.01	\$ 8,488.13
		€ 1,856.77	€ 1,767.81	€ 1,767.81	€ 1,744.56	€ 1,744.56	€ 8,881.51
24	Nicaragua	\$ 4,338.98	\$ 1,765.31				\$ 6,104.29
		€ 3,713.55	€ 1,767.81	€ 1,767.81	€ 1,744.56	€ 579.75	€ 9,573.48
25	Niger	\$ 1,765.31	\$ 1,765.31				\$ 1,765.31
		\$ 2,169.49	\$ 1,765.31	\$ 1,765.31	\$ 1,694.01	\$ 1,094.01	\$ 8,488.13
26	Palau	€ 1,856.77	€ 1,767.81	€ 1,767.81	€ 1,744.56	€ 1,744.56	€ 8,881.51



**Member Nations having made no payment in 2009 against outstanding arrears as at 10 June 2009**

No.	Member Nation	Arrears Outstanding					Total Arrears
		2008	2007	2006	2005	Prior	
27	Paraguay	€ 9,283.88	€ 21,213.66	€ 21,213.66	€ 28,052.44	€ 27,502.95	€ 107,266.59
28	Peru	\$ 169,220.22	\$ 104,185.56				\$ 273,405.78
		€ 144,828.45	€ 166,173.67				€ 311,002.12
29	Sao Tome and Principe	\$ 2,169.49	\$ 1,765.31	\$ 1,765.31	\$ 1,694.01	\$ 266,858.13	\$ 274,252.25
		€ 1,856.77	€ 1,767.81	€ 1,767.81	€ 1,744.56	€ 1,744.56	€ 8,881.51
30	Sierra Leone	\$ 2,169.49	\$ 1,765.31	\$ 1,765.31	\$ 1,694.01	\$ 89,648.46	\$ 97,042.58
		€ 1,856.77	€ 1,767.81	€ 1,767.81	€ 1,744.56	€ 1,744.56	€ 8,881.51
31	Solomon Islands				\$ 1,694.01	\$ 34,061.70	\$ 35,755.71
					€ 1,744.56	€ 1,744.56	€ 3,489.12
32	Somalia	\$ 2,169.49	\$ 1,765.31	\$ 1,765.31	\$ 1,694.01	\$ 342,762.13	\$ 350,156.25
		€ 1,856.77	€ 1,767.81	€ 1,767.81	€ 1,744.56	€ 1,744.56	€ 8,881.51
33	Tajikistan	\$ 2,169.49				\$ 141,952.07	\$ 144,121.56
		€ 1,856.77	€ 1,767.81	€ 834.80			€ 4,459.38
34	Tunisia						
		€ 620.63					€ 620.63
35	Turkmenistan	\$ 13,016.94	\$ 8,826.55	\$ 8,826.55	\$ 5,098.95	\$ 421,661.85	\$ 457,430.84
		€ 11,140.65	€ 8,839.03	€ 8,839.03	€ 5,251.11	€ 5,251.11	€ 39,320.93
36	Uzbekistan		\$ 24,714.34				\$ 24,714.34
			€ 24,749.27				€ 24,749.27
37	Vanuatu	\$ 2,169.49					\$ 2,169.49
		€ 1,856.77					€ 1,856.77
38	Yugoslavia					\$ 8,405,308.00	\$ 8,405,308.00
	<b>Total of all Member Nations</b>	<b>\$ 439,516.16</b>	<b>\$ 231,287.88</b>	<b>\$ 1,756,483.45</b>	<b>\$ 2,024,770.63</b>	<b>\$ 26,944,943.92</b>	<b>\$ 31,671,254.29</b>
		<b>€ 727,897.56</b>	<b>€ 753,822.47</b>	<b>€ 2,021,497.76</b>	<b>€ 1,706,847.67</b>	<b>€ 338,282.06</b>	<b>€ 5,548,347.52</b>

## Member Nations with Potential Voting Rights Problems at 10 June 2009

Member Nation	Amount in Arrears US\$	Amount in Arrears Euro	Euro Arrears Converted at Budget Rate into US\$	Consolidated Arrears Expressed in USD	Contribution Due for Two Preceding years USD	Contribution Due for Two Preceding years EUR	Euro Assessment Converted at Budget Rate into USD	Consolidated Contributions Due for Two Preceding years	Minimum Payment required to Ensure Vote in USD
1 Antigua and Barbuda	\$ 322,763.77	€ 21,333.49	\$ 26,018.16	\$ 348,781.93	\$ 9,634.91	€ 9,016.97	\$ 11,361.49	\$ 20,996.40	\$ 327,786.52
2 Argentina	\$ 14,813,698.32	€ 3,090,461.07	\$ 3,677,648.67	\$ 18,491,346.99	\$ 2,430,600.48	€ 2,330,775.31	\$ 2,876,840.74	\$ 5,307,441.22	\$ 13,183,906.78
3 Armenia	\$ 75,000.00	€ -	\$ -	\$ 75,000.00	\$ 7,869.60	€ 7,249.16	\$ 9,257.80	\$ 17,127.40	\$ 57,873.60
4 Burundi	\$ 21,863.58	€ 2,341.58	\$ 3,184.55	\$ 25,048.13	\$ 3,934.80	€ 3,624.58	\$ 4,628.90	\$ 8,563.70	\$ 16,485.43
5 Central African Republic	\$ 214,733.25	€ 8,881.51	\$ 10,884.65	\$ 225,617.90	\$ 3,934.80	€ 3,624.58	\$ 4,628.90	\$ 8,563.70	\$ 217,055.20
6 Comoros	\$ 277,031.63	€ 8,881.51	\$ 10,884.65	\$ 287,916.28	\$ 3,934.80	€ 3,624.58	\$ 4,628.90	\$ 8,563.70	\$ 279,353.58
7 Democratic Republic of the Congo	\$ 38,522.23	€ 30,203.39	\$ 36,888.99	\$ 75,411.22	\$ 11,804.40	€ 10,873.75	\$ 13,886.71	\$ 25,691.11	\$ 49,721.11
8 Dominican Republic	\$ 149,014.71	€ 252,477.88	\$ 308,024.32	\$ 457,039.03	\$ 115,618.92	€ 108,203.58	\$ 136,337.90	\$ 251,956.82	\$ 205,083.21
9 Georgia	\$ 1,217,323.08	€ -	\$ -	\$ 1,217,323.08	\$ 11,804.40	€ 10,873.75	\$ 13,886.71	\$ 25,691.11	\$ 1,191,632.97
10 Guinea	\$ 2,169.49	€ 12,312.74	\$ 14,967.81	\$ 17,137.30	\$ 7,465.42	€ 7,160.19	\$ 8,836.27	\$ 16,301.69	\$ 836.61
11 Guinea-Bissau	\$ 104,742.25	€ 8,881.51	\$ 10,884.65	\$ 115,626.90	\$ 3,934.80	€ 3,624.58	\$ 4,628.90	\$ 8,563.70	\$ 107,064.20
12 Iraq	\$ 5,476,130.33	€ 504,673.41	\$ 605,296.14	\$ 6,081,426.47	\$ 60,787.31	€ 56,136.51	\$ 71,537.22	\$ 132,324.53	\$ 5,949,102.93
13 Kyrgyzstan	\$ 870,801.26	€ 8,881.51	\$ 10,884.65	\$ 881,685.91	\$ 3,934.80	€ 3,624.58	\$ 4,628.90	\$ 8,563.70	\$ 873,123.21
14 Liberia	\$ 293,798.25	€ 8,881.51	\$ 10,884.65	\$ 304,682.90	\$ 3,934.80	€ 3,624.58	\$ 4,628.90	\$ 8,563.70	\$ 296,120.20
15 Mauritania	\$ 5,700.11	€ 5,392.39	\$ 6,732.60	\$ 12,432.71	\$ 3,934.80	€ 3,624.58	\$ 4,628.90	\$ 8,563.70	\$ 3,870.01
16 Nauru	\$ 16,342.63	€ 8,881.51	\$ 10,884.65	\$ 27,227.28	\$ 3,934.80	€ 3,624.58	\$ 4,628.90	\$ 8,563.70	\$ 18,664.58
17 Nicaragua	\$ 6,104.29	€ 9,573.48	\$ 12,023.74	\$ 18,128.03	\$ 6,104.29	€ 5,481.36	\$ 7,154.12	\$ 13,258.41	\$ 4,870.63
18 Palau	\$ 8,488.13	€ 8,881.51	\$ 10,884.65	\$ 19,372.78	\$ 3,934.80	€ 3,624.58	\$ 4,628.90	\$ 8,563.70	\$ 10,810.08
19 Paraguay	\$ -	€ 107,266.59	\$ 129,225.50	\$ 129,225.50	\$ 32,031.17	€ 30,497.54	\$ 37,870.33	\$ 69,901.50	\$ 59,325.00
20 Sao Tome and Principe	\$ 274,252.25	€ 8,881.51	\$ 10,884.65	\$ 285,136.90	\$ 3,934.80	€ 3,624.58	\$ 4,628.90	\$ 8,563.70	\$ 276,574.20
21 Sierra Leone	\$ 97,042.58	€ 8,881.51	\$ 10,884.65	\$ 107,927.23	\$ 3,934.80	€ 3,624.58	\$ 4,628.90	\$ 8,563.70	\$ 99,364.53
22 Solomon Islands	\$ 35,755.71	€ 3,489.12	\$ 4,152.05	\$ 39,907.76	\$ 3,934.80	€ 3,624.58	\$ 4,628.90	\$ 8,563.70	\$ 31,345.07
23 Somalia	\$ 350,156.25	€ 8,881.51	\$ 10,884.65	\$ 361,040.90	\$ 3,934.80	€ 3,624.58	\$ 4,628.90	\$ 8,563.70	\$ 352,478.20
24 Tajikistan	\$ 144,121.56	€ 4,459.38	\$ 5,622.31	\$ 149,743.87	\$ 3,934.80	€ 3,624.58	\$ 4,628.90	\$ 8,563.70	\$ 141,181.18
25 Turkmenistan	\$ 457,430.84	€ 39,320.93	\$ 48,685.82	\$ 506,116.66	\$ 21,843.49	€ 19,979.68	\$ 25,669.72	\$ 47,513.21	\$ 458,604.44
	<b>\$ 25,272,986.50</b>	<b>€ 4,172,120.55</b>	<b>\$ 4,987,317.14</b>	<b>\$ 30,260,303.64</b>	<b>\$ 2,770,651.59</b>	<b>€ 2,646,991.82</b>	<b>\$ 3,277,443.56</b>	<b>\$ 6,048,095.15</b>	<b>\$ 24,212,233.49</b>



Rate	Year	Assessed	Jan	Feb	Mar	Apr	May	Jun	Jul	Aug	Sep	Oct	Nov	Dec	Unpaid at period end
United Kingdom	6.675%	2009 EUR	12.39				12.39								-
		2009 USD	14.48	0.20			14.28								-
	6.675%	2008 EUR	12.39				12.39								-
		2008 USD	14.48	2.34			12.14								-
	6.250%	2007 EUR	11.05				11.05								-
		2007 USD	11.03	0.97			10.06								-
	6.250%	2006 EUR	11.05											11.05	-
		2006 USD	11.03											11.03	-
	5.563%	2005 EUR	9.70				9.70								-
		2005 USD	9.43	5.03			4.40								-
5.563%	2004 EUR	9.70						9.70						-	
	2004 USD	9.43	2.38					7.05						-	
France	6.332%	2009 EUR	11.76	11.76											
		2009 USD	13.74	13.74											
	6.332%	2008 EUR	11.76	11.76											-
		2008 USD	13.74	13.74											-
	6.151%	2007 EUR	10.87		10.87										-
		2007 USD	10.86		10.86										-
	6.151%	2006 EUR	10.87	10.87											-
		2006 USD	10.86		10.86										-
	6.498%	2005 EUR	11.34	11.34											-
		2005 USD	11.01	11.01											-
6.498%	2004 EUR	11.34		11.34										-	
	2004 USD	11.01		11.01										-	
Italy	5.104%	2009 EUR	9.48												
		2009 USD	11.07												
	5.104%	2008 EUR	9.48		9.48										-
		2008 USD	11.07		11.07										-
	4.983%	2007 EUR	8.81						8.81						-
		2007 USD	8.80						8.80						-
	4.983%	2006 EUR	8.81	8.81											-
		2006 USD	8.80		8.80										-
	5.089%	2005 EUR	8.88				8.88								-
		2005 USD	8.62				8.62								-
5.089%	2004 EUR	8.88						8.88						-	
	2004 USD	8.62						8.62						-	

	Rate	Year	Assessed	Jan	Feb	Mar	Apr	May	Jun	Jul	Aug	Sep	Oct	Nov	Dec	Unpaid at period end	
Canada	2.992%	2009 EUR	5.56	5.56												-	
		2009 USD	6.49	6.49													-
	2.992%	2008 EUR	5.56	5.56													-
		2008 USD	6.49	6.49													-
	2.869%	2007 EUR	5.07		5.07												-
		2007 USD	5.06		5.06												-
	2.869%	2006 EUR	5.07	5.07													-
		2006 USD	5.06	5.06													-
	2.570%	2005 EUR	4.48	4.48													-
		2005 USD	4.35	4.35													-
2.570%	2004 EUR	4.48	4.48													-	
	2004 USD	4.35	4.35													-	
Spain	2.983%	2009 EUR	5.54														
		2009 USD	6.47														
	2.983%	2008 EUR	5.54				5.54									-	
		2008 USD	6.47				6.47									-	
	2.571%	2007 EUR	4.55							4.55						-	
		2007 USD	4.54							4.54						-	
	2.571%	2006 EUR	4.55			4.55										-	
		2006 USD	4.54				4.54									-	
	2.531%	2005 EUR	4.42						4.42							-	
		2005 USD	4.29						4.29							-	
2.531%	2004 EUR	4.42				4.42									-		
	2004 USD	4.29				4.29									-		
China	2.680%	2009 EUR	4.98					4.98								-	
		2009 USD	5.81					5.81								-	
	2.680%	2008 EUR	4.98							2.40				2.58		-	
		2008 USD	5.81						5.81							-	
	2.094%	2007 EUR	3.70							3.40		0.30				-	
		2007 USD	3.70									2.00		1.70		-	
	2.094%	2006 EUR	3.70										3.55	0.15		-	
		2006 USD	3.70							3.70						-	
	1.539%	2005 EUR	2.69											2.69		-	
		2005 USD	2.61								2.61					-	
1.539%	2004 EUR	2.69											2.48		0.21		
	2004 USD	2.61											2.61		-		



	Rate	Year	Assessed	Jan	Feb	Mar	Apr	May	Jun	Jul	Aug	Sep	Oct	Nov	Dec	Unpaid at period end		
Australia	1.796%	2009 EUR	3.33															
		2009 USD	3.90															
	1.796%	2008 EUR	3.33									3.33					-	
		2008 USD	3.90								3.90							-
	1.624%	2007 EUR	2.87								2.87							-
		2007 USD	2.87								2.87							-
	1.624%	2006 EUR	2.87								2.87							-
		2006 USD	2.87							2.87								-
	1.635%	2005 EUR	2.85								2.85							-
		2005 USD	2.77								2.77							-
1.635%	2004 EUR	2.85									2.85						-	
	2004 USD	2.77									2.77						-	
Switzerland	1.222%	2009 EUR	2.27		2.27												-	
		2009 USD	2.65		2.65													-
	1.222%	2008 EUR	2.27		2.14						0.13							-
		2008 USD	2.65		2.24							0.41						-
	1.221%	2007 EUR	2.16		2.16													-
		2007 USD	2.16		2.16													-
	1.221%	2006 EUR	2.16			2.16												-
		2006 USD	2.16			2.16												-
	1.280%	2005 EUR	2.23			2.23												-
		2005 USD	2.17			2.17												-
1.280%	2004 EUR	2.23		2.23													-	
	2004 USD	2.17	0.01	2.16													-	
Russian Federation	1.206%	2009 EUR	2.24	2.24														-
		2009 USD	2.62	2.62														-
	1.206%	2008 EUR	2.24		2.24													-
		2008 USD	2.62		2.62													-
	1.106%	2007 EUR	1.96			1.96												-
		2007 USD	1.95			1.95												-
1.106%	2006 EUR	1.47								1.47							-	
	2006 USD	1.46								1.46							-	



**Food and Agriculture Organization of the United Nations**

**Regular Programme Contributions**

**Largest 25 Contributors**

Status as at: 10 June 2009

Member Nations	Assessment Rate	Amounts received year to date (*)		Contributions Outstanding					
				Relating to 2009 Assessments		Arrears: 2008 & prior		Total	
				US\$	€uro	US\$	€uro	US\$	€uro
1 United States of America	22.000%	16,058,634.00	15,680,000.00	53,528,780.00	40,849,050.00	7,957,942.00	30,237,377.00	61,486,722.00	71,086,427.00
2 Japan	16.706%	36,243,499.94	31,019,283.15	-	-	-	-	-	-
3 Germany	8.619%	18,698,834.31	-	-	16,003,543.73	-	-	-	16,003,543.73
4 United Kingdom	6.675%	14,481,345.75	12,393,973.13	-	-	-	-	-	-
5 France	6.332%	13,737,210.68	11,757,099.30	-	-	-	-	-	-
6 Italy	5.104%	-	-	11,073,076.96	9,476,979.60	-	-	11,073,076.96	9,476,979.60
7 Canada	2.992%	6,491,114.08	5,555,470.80	-	-	-	-	-	-
8 Spain	2.983%	-	-	6,471,588.67	5,538,759.83	-	-	6,471,588.67	5,538,759.83
9 China	2.680%	5,814,233.20	4,976,157.00	-	-	-	-	-	-
10 Mexico	2.268%	10,103,280.50	8,736,477.42	-	3,953,440.80	-	-	-	3,953,440.80
11 Korea, Republic of	2.184%	4,738,166.16	-	4,738,166.16	4,055,196.60	-	-	4,738,166.16	4,055,196.60
12 Netherlands	1.882%	-	3,494,450.55	4,082,980.18	-	-	-	4,082,980.18	-
13 Australia	1.796%	-	-	3,896,404.04	3,334,767.90	-	-	3,896,404.04	3,334,767.90
14 Switzerland	1.222%	2,651,116.78	2,268,979.05	-	-	-	-	-	-
15 Russian Federation	1.206%	2,616,404.94	2,239,270.65	-	-	-	-	-	-
16 Belgium	1.108%	2,403,794.92	2,057,306.70	-	-	-	-	-	-
17 Sweden	1.076%	2,334,371.24	1,997,889.90	-	-	-	-	-	-
18 Austria	0.891%	-	-	1,933,015.59	1,654,386.53	-	-	1,933,015.59	1,654,386.53
19 Brazil	0.880%	1,909,151.20	1,533,597.35	-	100,364.65	-	-	-	100,364.65
20 Norway	0.786%	-	-	1,705,219.14	1,459,425.15	-	-	1,705,219.14	1,459,425.15
21 Saudi Arabia	0.752%	1,631,456.48	1,396,294.80	-	-	-	-	-	-
22 Denmark	0.743%	1,611,931.07	1,379,583.83	-	-	-	-	-	-
23 Greece	0.599%	1,299,524.51	1,112,208.23	-	-	-	-	-	-
24 Finland	0.567%	1,230,100.83	1,052,791.43	-	-	-	-	-	-
25 Portugal	0.530%	1,149,829.70	984,090.75	-	-	-	-	-	-
<b>Total Largest 25 Contributors</b>	<b>92.581%</b>	<b>145,204,000.29</b>	<b>109,634,924.04</b>	<b>87,429,230.74</b>	<b>86,425,914.79</b>	<b>7,957,942.00</b>	<b>30,237,377.00</b>	<b>95,387,172.74</b>	<b>116,663,291.79</b>
All other Member Nations	7.419%	11,645,318.39	8,776,530.70	5,923,990.93	6,082,401.93	34,425,069.11	6,126,476.53	40,349,060.04	12,208,878.46
<b>Total</b>	<b>100.000%</b>	<b>156,849,318.68</b>	<b>118,411,454.74</b>	<b>93,353,221.67</b>	<b>92,508,316.72</b>	<b>42,383,011.11</b>	<b>36,363,853.53</b>	<b>135,736,232.78</b>	<b>128,872,170.25</b>

(\*) includes advances from 2008