



منظمة الأغذية
والزراعة
للأمم المتحدة

联合国
粮食及
农业组织

Food
and
Agriculture
Organization
of
the
United
Nations

Organisation
des
Nations
Unies
pour
l'alimentation
et
l'agriculture

Продовольственная и
сельскохозяйственная
организация
Объединенных
Наций

Organización
de las
Naciones
Unidas
para la
Agricultura
y la
Alimentación

COUNCIL

Hundred and Thirty-ninth Session

Rome, 17 - 21 May 2010

Status of Contributions and Arrears as at 12 May 2010

This document presents the Status of Contributions to the Regular Programme as at 12 May 2010 showing receipts on current assessments and arrears presented as follows:

- Appendix A – Summary status of contributions to the Regular Programme as at 12 May 2010;
- Appendix B – Regular Programme Contributions as at 12 May 2010;
- Appendix C – Member Nations with Arrears of Contributions as at 12 May 2010;
- Appendix D – Arrears paid in full during Calendar Year 2010 as at 12 May 2010;
- Appendix E – Arrears paid in part during Calendar Year 2010 as at 12 May 2010;
- Appendix F – Member Nations having made no payment in 2010 against outstanding arrears as at 12 May 2010;
- Appendix G – Member Nations with Potential Voting Rights Problems as at 12 May 2010;
- Appendix H – Payment patterns of largest 15 contributors;
- Appendix I – Largest 25 Contributors as at 12 May 2010.

This document is printed in limited numbers to minimize the environmental impact of FAO's processes and contribute to climate neutrality. Delegates and observers are kindly requested to bring their copies to meetings and to avoid asking for additional copies. Most FAO meeting documents are available on the Internet at www.fao.org

Appendix A

Summary Status of Contributions to the Regular Programme^{a b}

	2010	2009 (for comparison)
1. Amounts outstanding on 1 January		
Current Assessments ^c	USD 218,223,500.00 EUR 208,837,000.00	USD 222,749,000.00 EUR 185,677,500.00
Contributions in arrears ^d	USD 35,727,661.54 EUR 21,972,524.79	USD 69,836,551.46 EUR 61,606,124.99
Total	USD 253,951,161.54 EUR 230,809,524.79	USD 292,585,551.46 EUR 247,283,624.99
2. Receipts 1 January to 11 May		
Current Assessments	USD 103,858,519.66 EUR 69,146,974.02	USD 71,367,504.48 EUR 46,629,598.64
Contributions in arrears	USD 18,695,994.01 EUR 13,949,718.21	USD 5,863,227.22 EUR 24,368,558.29
Total	USD 122,554,513.67 EUR 83,096,692.23	USD 77,230,731.70 EUR 70,998,156.93
3. Amounts outstanding at 11 May		
Current Assessments	USD 114,364,980.34 EUR 139,690,025.98	USD 151,381,495.52 EUR 139,047,901.36
Contributions in arrears	USD 17,031,667.53 EUR 8,022,806.58	USD 63,973,324.24 EUR 37,237,566.70
Total	USD 131,396,647.87 EUR 147,712,832.56	USD 215,354,819.76 EUR 176,285,468.06
<u>Instalments due in future Years</u>	USD 7,559,541.33 EUR 407,245.28	USD 2,438,593.11 EUR 6,549.44
<u>Total Outstanding</u>	USD 138,956,189.20 EUR 148,120,077.84	USD 217,793,412.87 EUR 176,292,017.50

^a Appendix B sets out full details of receipts during 2010.

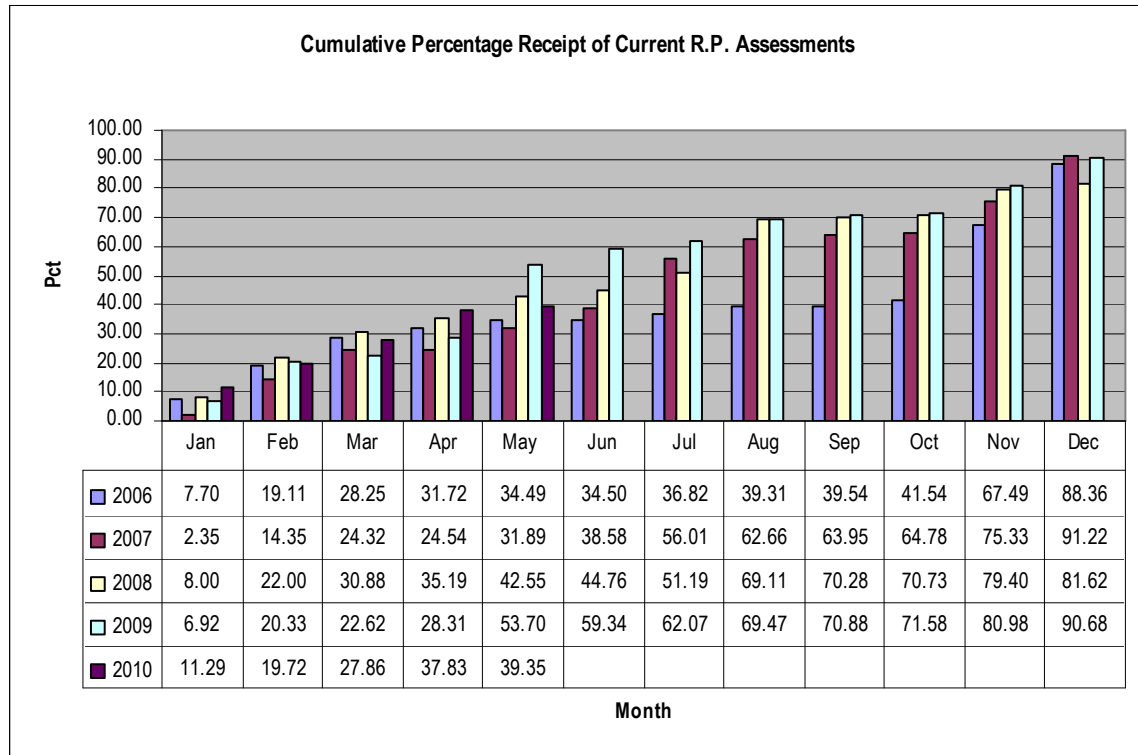
^b Contributions in arrears include amounts due under Conference authorized instalment plans.

^c Of which USD3,900,000 relates to the Tax Equalization Fund for 2010 and USD5,800,000 for 2009.

^d Contributions in arrears at 1 January includes the previous year end balance carried forward plus arrears instalments due 1 January, less any new instalment plans approved by the Conference and New Member contributions where applicable.

Current Assessments

4. The following statistics show the cumulative percentage receipts of current assessments over the past five years.



Receipt figures are the aggregate of USD and EUR receipts. All figures are at month end except May 2010 which is at 12 May 2010.

5. The position of the 2010 assessments of Member Nations at 12 May 2010, compared to the same date during the four preceding years was as follows:

Number of Member Nations

	2010 USD	2010 EUR	2009 USD	2009 EUR	2008 USD	2008 EUR	2007 USD	2007 EUR	2006 USD	2006 EUR
<u>Paid in full</u>	85	74	82	73	76	72	76	66	74	62
Part paid	17	28	14	15	15	13	9	15	9	20
No payment	<u>89</u>	<u>89</u>	<u>95</u>	<u>103</u>	<u>100</u>	<u>106</u>	<u>103</u>	<u>107</u>	<u>105</u>	<u>106</u>
Total	<u>191</u>	<u>191</u>	<u>191</u>	<u>191</u>	<u>191</u>	<u>191</u>	<u>188</u>	<u>188</u>	<u>188</u>	<u>188</u>

Contributions in arrears

6. The position of Member Nations with arrears of contributions at 12 May 2010 was as follows:

Number of Member Nations

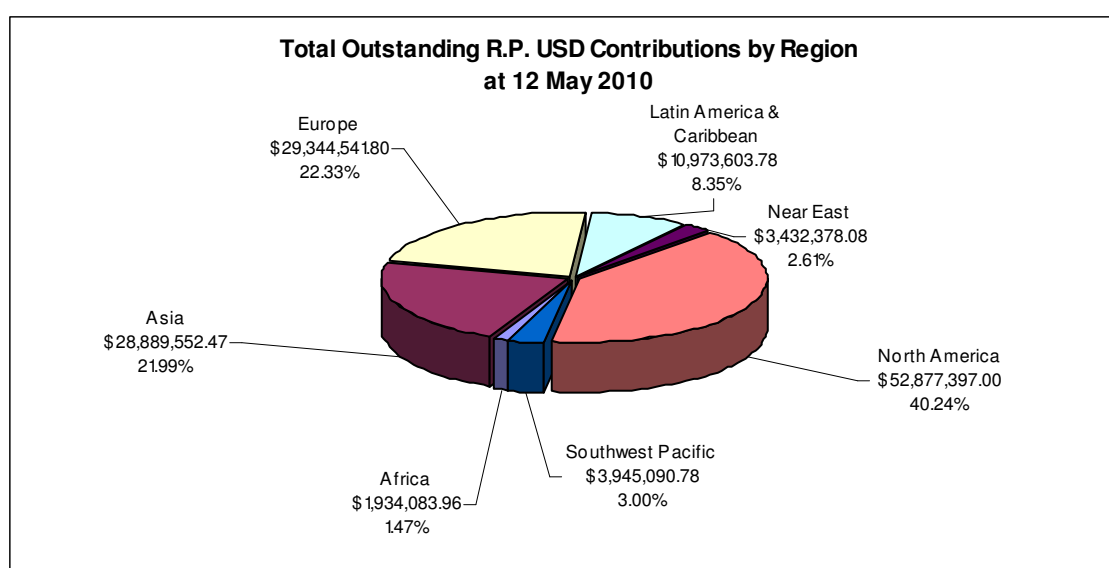
With arrears at 1 January 2010	73	
Arrears paid in full (<i>Appendix D</i>)		16
Arrears partially paid (<i>Appendix E</i>)		10
No payment (<i>Appendix F</i>)		47
With arrears at 12 May 2010 (<i>Appendix C</i>)	57	

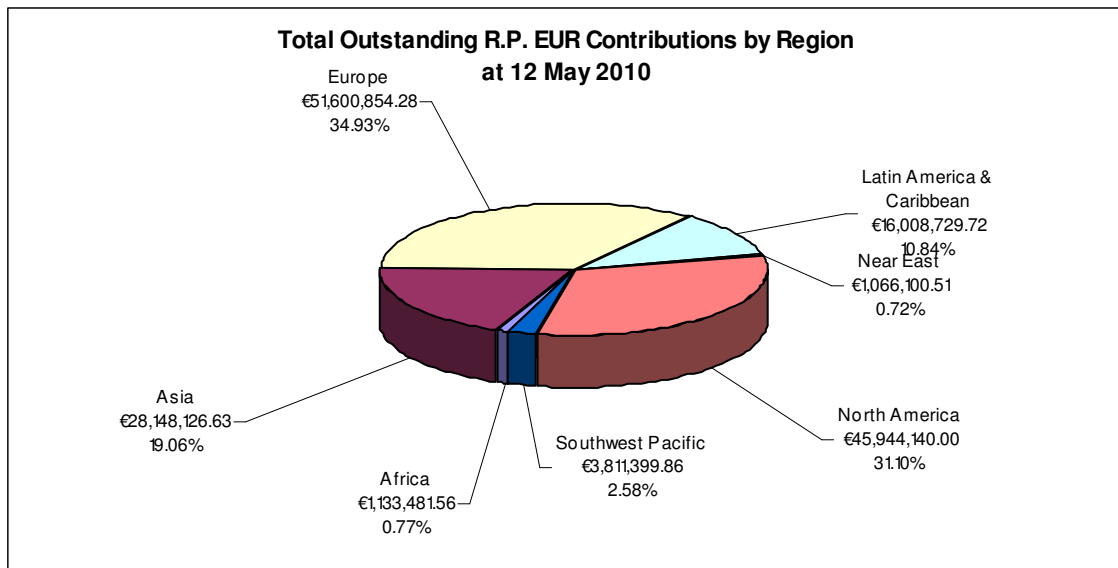
7. **Additional information regarding arrears due at 12 May 2010**

- The total arrears at 12 May 2010 was *USD 17,031,667.53 and EUR 8,022,806.58 (Appendix B/Appendix C) equivalent to 5.42 percent of current assessments.*
- *Five Member Nations had arrears in excess of USD1 million (Appendix C).*
- *Arrears exceeding USD1 million accounted for 71.60 percent of the total arrears due.*
- *Twenty two Member Nations had arrears in such amounts as to jeopardise their right to vote in accordance with Article III.4 of the Constitution (Appendix G).*

Total Contributions Outstanding

8. The following charts show the geographical distribution of the total of all Regular Programme contributions outstanding in USD and EUR at 12 May 2010.





Appendix B

Regular Programme Contributions

Status As at: 12 May 2010

Member Nations	Receipts: ¹		Outstanding Contributions				Total Outstanding	
	Amounts received year to date ³		Relating to 2010 Assessments		Arrears: 2009 and prior assessments ²			
	USD	EUR	USD	EUR	USD	EUR	USD	EUR
Afghanistan	2,143.23	2,088.37	-	-	-	-	-	-
Albania	12,859.41	12,530.22	-	-	-	-	-	-
Algeria	184,318.21	179,599.82	-	-	-	-	-	-
Andorra	-	-	17,145.88	16,706.96	-	-	17,145.88	16,706.96
Angola	-	-	6,429.71	6,265.11	-	-	6,429.71	6,265.11
Antigua and Barbuda	-	-	4,286.47	4,176.74	327,102.75	25,047.04	331,389.22	29,223.78
Argentina	1,410,261.08	607,165.43	-	682,896.99	1,721,177.25	1,279,450.07	1,721,177.25	1,962,347.06
Armenia	-	-	4,286.47	4,176.74	75,000.00	-	79,286.47	4,176.74
Australia	-	-	3,849,250.06	3,750,712.52	-	-	3,849,250.06	3,750,712.52
Austria	1,909,622.39	1,607,639.53	-	253,098.14	-	-	-	253,098.14
Azerbaijan	136,398.43	10,441.85	-	-	-	-	-	-
Bahamas	34,291.76	33,413.92	-	-	-	-	-	-
Bahrain	70,726.76	68,916.21	-	-	-	-	-	-
Bangladesh	1.37	16.86	21,430.98	20,866.84	-	-	21,430.98	20,866.84
Barbados	19,289.12	18,795.33	-	-	-	-	-	-
Belarus	-	-	42,864.70	41,767.40	-	-	42,864.70	41,767.40
Belgium	2,374,704.38	2,313,913.96	-	-	-	-	-	-
Belize	-	-	2,143.23	2,088.37	-	-	2,143.23	2,088.37
Benin	2,143.23	2,088.37	-	-	-	-	-	-
Bhutan	2,143.23	2,088.37	-	-	-	-	-	-
Bolivia (Plurinational State of)	-	-	12,859.41	12,530.22	33,087.11	23,342.26	45,946.52	35,872.48
Bosnia and Herzegovina	12,859.41	12,530.22	-	-	-	-	-	-
Botswana	-	-	30,005.29	29,237.18	-	25,994.85	30,005.29	55,232.03
Brazil	-	-	1,886,046.80	1,837,765.60	-	-	1,886,046.80	1,837,765.60
Bulgaria	-	-	42,864.70	41,767.40	43,389.80	37,135.50	86,254.50	78,902.90
Burkina Faso	4,286.47	4,176.74	-	-	-	-	-	-
Burundi	32,399.34	4,429.95	-	-	-	-	-	-
Cambodia	-	-	2,143.23	2,088.37	-	-	2,143.23	2,088.37
Cameroon	15,539.45	71.86	3,749.67	18,723.47	-	-	3,749.67	18,723.47
Canada	6,412,559.12	6,248,403.04	-	-	-	-	-	-
Cape Verde	0.14	1.69	2,143.09	2,086.68	-	-	2,143.09	2,086.68
Central African Republic	2,143.23	2,088.37	-	-	-	-	-	-
Chad	2,143.23	2,088.37	-	-	-	-	-	-
Chile	-	-	347,204.07	338,315.94	-	861,871.21	347,204.07	1,200,187.15
China	-	-	5,743,869.80	5,596,831.60	-	-	5,743,869.80	5,596,831.60
Colombia	227,182.91	416,447.87	-	-	-	-	-	-
Comoros	-	-	2,143.23	2,088.37	279,201.12	10,738.28	281,344.35	12,826.65
Congo	2,143.23	2,088.37	-	-	-	-	-	-
Cook Islands	-	-	2,143.23	2,088.37	2,169.49	1,856.77	4,312.72	3,945.14
Costa Rica	-	-	68,583.52	66,827.84	-	244,195.19	68,583.52	311,023.03
Croatia	10.85	133.07	107,150.90	104,285.43	-	-	107,150.90	104,285.43
Cuba	46,820.09	81,869.15	115,734.69	112,771.98	109,832.11	200,531.70	225,566.80	313,303.68
Cyprus	94,302.34	91,888.28	-	-	-	-	-	-
Czech Republic	604,392.27	588,920.34	-	-	-	-	-	-

Member Nations	Receipts: ¹		Outstanding Contributions				Total Outstanding	
	Amounts received year to date ³		Relating to 2010 Assessments		Arrears: 2009 and prior assessments ²			
	USD	EUR	USD	EUR	USD	EUR	USD	EUR
Côte d'Ivoire	-	-	19,289.12	18,795.33	39,050.82	61,389.20	58,339.94	80,184.53
Democratic People's Republic of Korea	-	-	15,002.65	14,618.59	-	-	15,002.65	14,618.59
Democratic Republic of the Congo	4,462.55	-	1,967.16	6,265.11	-	-	1,967.16	6,265.11
Denmark	1,592,423.61	1,551,658.91	-	-	-	-	-	-
Djibouti	-	2,088.37	2,143.23	-	4,338.98	3,683.54	6,482.21	3,683.54
Dominica	-	-	2,143.23	2,088.37	-	-	2,143.23	2,088.37
Dominican Republic	-	-	51,437.64	50,120.88	148,892.82	253,246.46	200,330.46	303,367.34
Ecuador	45,007.94	43,855.77	-	-	-	-	-	-
Egypt	190,747.92	185,864.93	-	-	-	-	-	-
El Salvador	416.27	2,797.10	42,448.43	41,767.40	-	-	42,448.43	41,767.40
Equatorial Guinea	-	-	4,286.47	4,176.74	7,241.79	5,021.51	11,528.26	9,198.25
Eritrea	2,143.23	2,088.37	-	-	-	-	-	-
Estonia	34,291.76	33,413.92	-	-	-	-	-	-
Ethiopia	-	-	6,429.71	6,265.11	-	-	6,429.71	6,265.11
Fiji	0.93	11.44	6,428.78	6,253.67	-	-	6,428.78	6,253.67
Finland	1,215,214.25	1,184,105.79	-	-	-	-	-	-
France	13,570,964.02	13,223,558.84	-	-	-	-	-	-
Gabon	-	-	17,145.88	16,706.96	17,355.92	14,854.20	34,501.80	31,561.16
Gambia	2,143.23	2,088.37	-	-	-	-	-	-
Georgia	128,162.02	6,265.11	-	-	-	-	-	-
Germany	18,472,542.47	-	-	17,999,661.03	-	-	-	17,999,661.03
Ghana	-	7,427.10	8,572.94	1,084.21	-	-	8,572.94	1,084.21
Greece	4.33	53.14	1,283,793.44	1,250,880.49	-	-	1,283,793.44	1,250,880.49
Grenada	-	-	2,143.23	2,088.37	2,169.49	1,856.77	4,312.72	3,945.14
Guatemala	-	-	68,583.52	66,827.84	-	98,156.11	68,583.52	164,983.95
Guinea	-	-	2,143.23	2,088.37	-	482.06	2,143.23	2,570.43
Guinea-Bissau	-	-	2,143.23	2,088.37	106,911.74	10,738.28	109,054.97	12,826.65
Guyana	-	-	2,143.23	2,088.37	-	2,939.55	2,143.23	5,027.92
Haiti	-	-	4,286.47	4,176.74	-	-	4,286.47	4,176.74
Honduras	-	-	10,716.18	10,441.85	-	1,303.73	10,716.18	11,745.58
Hungary	-	116,266.23	525,092.58	395,384.42	-	-	525,092.58	395,384.42
Iceland	-	-	79,299.70	77,269.69	-	-	79,299.70	77,269.69
India	968,742.22	943,943.24	-	-	-	-	-	-
Indonesia	347,204.07	338,315.94	-	-	-	-	-	-
Iran, Islamic Republic of	-	-	387,925.54	377,994.97	-	-	387,925.54	377,994.97
Iraq	-	-	32,148.53	31,325.55	547,613.03	50,467.34	579,761.56	81,792.89
Ireland	958,026.05	933,501.39	-	-	-	-	-	-
Israel	902,301.94	879,203.77	-	-	-	-	-	-
Italy	-	-	10,939,071.44	10,659,040.48	-	-	10,939,071.44	10,659,040.48
Jamaica	-	-	21,432.35	20,883.70	-	-	21,432.35	20,883.70
Japan	18,260,490.79	17,793,037.70	17,544,393.12	17,095,271.52	-	-	17,544,393.12	17,095,271.52
Jordan	25,718.82	25,060.44	-	-	-	-	-	-
Kazakhstan	62,153.82	60,562.73	-	-	-	-	-	-
Kenya	11,503.64	7,553.81	9,928.71	13,329.89	-	-	9,928.71	13,329.89

Member Nations	Receipts: ¹		Outstanding Contributions				Total Outstanding	
	Amounts received year to date ³		Relating to 2010 Assessments		Arrears: 2009 and prior assessments ²			
	USD	EUR	USD	EUR	USD	EUR	USD	EUR
Kiribati	-	-	2,143.23	2,088.37	3,530.62	-	5,673.85	2,088.37
Kuwait	392,212.01	340,671.66	-	41,500.05	-	-	-	41,500.05
Kyrgyzstan	-	-	2,143.23	2,088.37	870,801.26	6,250.41	872,944.49	8,338.78
Lao People's Democratic Republic	2,143.23	2,088.37	-	-	-	-	-	-
Latvia	38,578.23	37,590.66	-	-	-	-	-	-
Lebanon	45.00	-	72,824.99	71,004.58	-	-	72,824.99	71,004.58
Lesotho	2,143.23	2,088.37	-	-	-	-	-	-
Liberia	5,102.41	-	2,143.23	2,088.37	270,653.63	10,738.28	272,796.86	12,826.65
Libyan Arab Jamahiriya	-	-	132,880.57	129,478.94	208,046.15	-	340,926.72	129,478.94
Lithuania	63,281.34	64,739.47	3,158.95	-	-	-	3,158.95	-
Luxembourg	184,318.21	179,599.82	-	-	-	-	-	-
Madagascar	-	-	4,286.47	4,176.74	-	3,665.13	4,286.47	7,841.87
Malawi	0.04	0.44	2,143.19	2,087.93	-	-	2,143.19	2,087.93
Malaysia	-	-	409,357.89	398,878.67	-	-	409,357.89	398,878.67
Maldives	2,143.23	2,088.37	-	-	-	-	-	-
Mali	2,143.23	2,088.37	-	-	-	-	-	-
Malta	7.01	85.96	36,427.99	35,416.33	-	-	36,427.99	35,416.33
Marshall Islands	-	-	2,143.23	2,088.37	-	106.31	2,143.23	2,194.68
Mauritania	-	514.32	2,143.23	1,574.05	-	-	2,143.23	1,574.05
Mauritius	23,575.59	22,972.07	-	-	-	-	-	-
Mexico	-	-	4,860,856.98	4,736,423.16	-	3,790,849.80	4,860,856.98	8,527,272.96
Micronesia (Federated States of)	2,143.23	1,887.19	-	2,088.37	-	3,116.56	-	5,204.93
Monaco	6,429.71	6,265.11	-	-	-	-	-	-
Mongolia	2,143.23	2,088.37	-	-	-	-	-	-
Montenegro	-	-	2,143.23	2,088.37	2,009.46	-	4,152.69	2,088.37
Morocco	90,015.87	87,711.54	-	-	-	-	-	-
Mozambique	2,143.23	-	-	2,088.37	-	-	-	2,088.37
Myanmar	-	-	10,716.18	10,441.85	-	163.97	10,716.18	10,605.82
Namibia	12,859.41	12,530.22	-	-	-	-	-	-
Nauru	-	-	2,143.23	2,088.37	246.17	10,738.28	2,389.40	12,826.65
Nepal	-	-	6,429.71	6,265.11	-	-	6,429.71	6,265.11
Netherlands	4,033,568.27	3,930,312.34	-	-	-	-	-	-
New Zealand	550,811.40	536,711.09	-	-	-	-	-	-
Nicaragua	-	-	4,286.47	4,176.74	10,443.27	13,287.03	14,729.74	17,463.77
Niger	-	-	2,143.23	2,088.37	1,204.23	1,856.77	3,347.46	3,945.14
Nigeria	-	-	102,875.28	100,241.76	28,488.17	64,592.08	131,363.45	164,833.84
Niue	0.40	834.89	2,142.83	1,253.48	-	-	2,142.83	1,253.48
Norway	1,684,582.71	1,641,458.82	-	-	-	-	-	-
Oman	156,456.16	152,451.01	-	-	-	-	-	-
Pakistan	-	-	126,450.87	123,213.83	127,999.91	111,990.41	254,450.78	235,204.24
Palau	-	-	2,143.23	2,088.37	10,657.62	10,738.28	12,800.85	12,826.65
Panama	49,294.41	48,032.51	-	-	-	-	-	-
Papua New Guinea	4,286.47	3,323.55	-	853.19	-	-	-	853.19
Paraguay	21,563.63	75,597.39	-	10,319.38	-	-	-	10,319.38

Member Nations	Receipts: ¹		Outstanding Contributions				Total Outstanding	
	Amounts received year to date ³		Relating to 2010 Assessments		Arrears: 2009 and prior assessments ²			
	USD	EUR	USD	EUR	USD	EUR	USD	EUR
Peru	-	-	167,172.33	162,892.86	392,626.00	455,830.57	559,798.33	618,723.43
Philippines	531.20	3,974.00	166,641.13	162,892.86	-	-	166,641.13	162,892.86
Poland	-	786,302.25	1,080,190.44	998,098.03	-	-	1,080,190.44	998,098.03
Portugal	1,135,914.55	1,106,836.10	-	-	-	-	-	-
Qatar	-	-	184,318.21	179,599.82	-	92,583.97	184,318.21	272,183.79
Republic of Korea	258,765.76	4,055,196.60	4,680,825.24	4,561,000.08	-	-	4,680,825.24	4,561,000.08
Republic of Moldova	112,143.23	2,088.37	-	-	-	-	-	-
Romania	150,026.45	146,185.90	-	-	-	-	-	-
Russian Federation	2,584,741.41	2,518,574.22	-	-	-	-	-	-
Rwanda	-	-	2,143.23	2,088.37	-	-	2,143.23	2,088.37
Saint Kitts and Nevis	-	272.57	2,143.23	1,815.80	-	-	2,143.23	1,815.80
Saint Lucia	1,352.17	-	2,143.23	2,088.37	817.32	1,856.77	2,960.55	3,945.14
Saint Vincent and the Grenadines	2,169.49	-	2,143.23	2,088.37	-	-	2,143.23	2,088.37
Samoa	-	-	2,143.23	2,088.37	-	-	2,143.23	2,088.37
San Marino	6,429.71	6,265.11	-	-	-	-	-	-
Sao Tome and Principe	-	-	2,143.23	2,088.37	276,421.74	10,738.28	278,564.97	12,826.65
Saudi Arabia	1,611,712.72	1,570,454.24	-	-	-	-	-	-
Senegal	8,572.94	1,004.01	-	7,349.47	-	-	-	7,349.47
Serbia	-	43,855.77	45,007.94	-	-	-	45,007.94	-
Seychelles	4,286.47	4,176.74	-	-	14,608.45	701.31	14,608.45	701.31
Sierra Leone	-	-	2,143.23	2,088.37	352.68	10,738.28	2,495.91	12,826.65
Slovakia	135,023.81	131,567.31	-	-	-	-	-	-
Slovenia	207,893.80	202,571.89	-	-	-	-	-	-
Solomon Islands	-	-	2,143.23	2,088.37	51,376.14	3,489.12	53,519.37	5,577.49
Somalia	-	-	2,143.23	2,088.37	352,325.74	10,738.28	354,468.97	12,826.65
South Africa	-	-	625,824.62	609,804.04	-	-	625,824.62	609,804.04
Spain	6,471,588.67	-	6,393,270.01	6,229,607.71	-	-	6,393,270.01	6,229,607.71
Sri Lanka	-	-	34,291.76	33,413.92	-	-	34,291.76	33,413.92
Sudan	21,432.35	20,883.70	-	-	17,583.92	-	17,583.92	-
Suriname	2,143.23	2,088.37	-	-	-	-	-	-
Swaziland	-	-	4,286.47	4,176.74	-	-	4,286.47	4,176.74
Sweden	2,306,120.86	2,247,086.12	-	-	-	-	-	-
Switzerland	2,619,033.17	2,551,988.14	-	-	-	-	-	-
Syrian Arab Republic	34,291.76	33,413.92	-	-	-	-	-	-
Tajikistan	-	-	2,143.23	2,088.37	129,691.05	2,216.15	131,834.28	4,304.52
Thailand	400,784.95	390,525.19	-	-	-	-	-	-
The former Yugoslav Republic of Macedonia	-	-	10,716.18	10,441.85	-	-	10,716.18	10,441.85
Timor-Leste	2,143.23	2,938.59	-	2,088.37	-	2,542.76	-	4,631.13
Togo	-	156.28	2,143.23	1,932.09	-	-	2,143.23	1,932.09
Tonga	2,143.23	690.39	-	1,397.98	-	-	-	1,397.98
Trinidad and Tobago	7.22	88.62	57,860.13	56,297.37	-	-	57,860.13	56,297.37
Tunisia	66,440.29	56,161.65	-	9,198.45	-	-	-	9,198.45
Turkey	820,859.01	799,845.71	-	-	-	-	-	-
Turkmenistan	-	-	12,859.41	12,530.22	470,447.78	50,461.58	483,307.19	62,991.80

Member Nations	Receipts: ¹		Outstanding Contributions				Total Outstanding	
	Amounts received year to date ³		Relating to 2010 Assessments		Arrears: 2009 and prior assessments ²			
	USD	EUR	USD	EUR	USD	EUR	USD	EUR
Tuvalu	-	-	2,143.23	2,088.37	-	-	2,143.23	2,088.37
Uganda	4,000.00	-	6,429.71	6,265.11	2,508.47	181.78	8,938.18	6,446.89
Ukraine	12,254.94	-	96,445.58	93,976.65	85,372.11	83,554.88	181,817.69	177,531.53
United Arab Emirates	651,543.44	634,864.48	-	-	-	-	-	-
United Kingdom	14,306,093.63	700,000.00	-	13,239,869.75	-	-	-	13,239,869.75
United Republic of Tanzania	-	16.45	12,859.41	12,513.77	-	-	12,859.41	12,513.77
United States of America	10,705,756.00	8,169,810.00	51,051,170.00	45,944,140.00	1,826,227.00	-	52,877,397.00	45,944,140.00
Uruguay	58,576.23	-	57,867.35	56,385.99	-	-	57,867.35	56,385.99
Uzbekistan	17,327.92	14,829.20	17,145.88	16,706.96	7,386.42	9,920.07	24,532.30	26,627.03
Vanuatu	4,338.98	3,713.54	2,143.23	2,088.37	-	-	2,143.23	2,088.37
Venezuela (Bolivarian Republic of)	-	-	430,790.24	419,762.37	-	44,857.85	430,790.24	464,620.22
Viet Nam	51,437.64	44,563.00	-	5,557.88	-	-	-	5,557.88
Yemen	15,002.65	14,618.59	-	-	-	-	-	-
Yugoslavia	-	-	-	-	8,405,308.00	-	8,405,308.00	-
Zambia	2,143.23	2,088.37	-	-	-	-	-	-
Zimbabwe	17,145.88	16,706.96	-	-	-	-	-	-
Total	\$ 122,554,513.67	€ 83,096,692.23	\$ 114,364,980.34	€ 139,690,025.98	\$ 17,031,667.53	€ 8,022,806.58	\$ 131,396,647.87	€ 147,712,832.56

^{1/} Of USD receipts, USD 103,858,519.66 credited to 2010 assessments, USD 18,695,994.01 to arrears. Of EUR receipts, EUR 69,146,974.02 credited to 2010 assessments, EUR 13,949,718.21 to arrears.

^{2/} Includes Arrears Instalments of USD 637,221.48 and EUR 51,168.65 due in 2010.

^{3/} Includes advances carried forward from previous years.

Conference Authorized Arrears Instalments - Summary

Member Nations	Receipts		Instalments				Total Outstanding	
	USD	EUR	Due in 2010		Due in future Years		USD	EUR
			USD	EUR	USD	EUR		
Armenia	-	-	75,000.00	-	1,278,298.63	-	1,353,298.63	-
Azerbaijan	125,682.25	-	-	-	377,046.78	-	377,046.78	-
Burundi	30,256.11	2,341.58	-	-	-	-	-	-
Georgia	121,732.31	-	-	-	1,095,590.77	-	1,095,590.77	-
Iraq	-	-	547,613.03	50,467.34	4,380,904.27	403,738.73	4,928,517.30	454,206.07
Moldova	110,000.00	-	-	-	354,658.63	-	354,658.63	-
Seychelles	-	-	14,608.45	701.31	73,042.25	3,506.55	87,650.70	4,207.86
Total	387,670.67	2,341.58	637,221.48	51,168.65	7,559,541.33	407,245.28	8,196,762.81	458,413.93

	Member Nation	Arrears Outstanding					Total Arrears
		2009	2008	2007	2006	Prior	
19	Armenia	\$ 75,000.00					\$ 75,000.00
20	Bolivia (Plurinational State of)	\$ 33,087.11					\$ -
		€ 11,140.65	€ 11,140.65			€ 1,060.96	€ 23,342.26
21	Botswana	€ 25,994.85					\$ -
22	Bulgaria	\$ 43,389.80					€ 25,994.85
		€ 37,135.50					\$ 43,389.80
23	Cook Islands	\$ 2,169.49					€ 37,135.50
		€ 1,856.77					\$ 2,169.49
24	Côte d'Ivoire	\$ 19,525.41	\$ 19,525.41				€ 1,856.77
		€ 16,710.98	€ 16,710.98	€ 17,678.05	€ 10,289.19		\$ 39,050.82
25	Djibouti	\$ 2,169.49	\$ 2,169.49				€ 61,389.20
		€ 1,856.77	€ 1,826.77				\$ 4,338.98
26	Equatorial Guinea	\$ 4,338.98	\$ 2,902.81				€ 3,683.54
		€ 3,713.55	€ 1,307.96				\$ 7,241.79
27	Gabon	\$ 17,355.92					€ 5,021.51
		€ 14,854.20					\$ 17,355.92
28	Grenada	\$ 2,169.49					€ 14,854.20
		€ 1,856.77					\$ 2,169.49
29	Guatemala						€ 1,856.77
30	Guinea	€ 59,416.80	€ 38,739.31				\$ -
		€ 482.06					€ 98,156.11
31	Guinea-Bissau	\$ 2,169.49	\$ 2,169.49	\$ 1,765.31	\$ 1,765.31	\$ 99,042.14	\$ 482.06
		€ 1,856.77	€ 1,856.77	€ 1,767.81	€ 1,767.81	€ 3,489.12	\$ 106,911.74
32	Guyana	€ 1,856.77	€ 1,082.78				€ 10,738.28
33	Honduras						\$ -
34	Kiribati			\$ 1,765.31	\$ 1,765.31		€ 2,939.55
							\$ -
35	Libyan Arab Jamahiriya	\$ 134,508.38		\$ 73,537.77			€ 1,303.73
							\$ -
36	Madagascar						€ 3,530.62
		€ 3,665.13					\$ -
37	Marshall Islands						€ -
		€ 106.31					€ 106.31
38	Micronesia (Federated States of)						\$ -
		€ 1,856.77	€ 1,259.79				€ 3,116.56
39	Montenegro		\$ 2,009.46				\$ 2,009.46
							€ -
40	Myanmar		€ 163.97				\$ -
							€ 163.97
41	Nauru	\$ 246.17					\$ 246.17
		€ 1,856.77	€ 1,856.77	€ 1,767.81	€ 1,767.81	€ 3,489.12	€ 10,738.28
42	Nicaragua	\$ 4,338.98	\$ 4,338.98	\$ 1,765.31			\$ 10,443.27
		€ 3,713.55	€ 3,713.55	€ 1,767.81	€ 1,767.81	€ 2,324.31	€ 13,287.03

	Member Nation	Arrears Outstanding					Total Arrears
		2009	2008	2007	2006	Prior	
43	Niger	\$ 1,204.23					\$ 1,204.23
		€ 1,856.77					€ 1,856.77
44	Nigeria		€ 28,488.17				\$ 28,488.17
		€ 64,592.08					€ 64,592.08
45	Palau	\$ 2,169.49	\$ 2,169.49	\$ 1,765.31	\$ 1,765.31	\$ 2,788.02	\$ 10,657.62
		€ 1,856.77	€ 1,856.77	€ 1,767.81	€ 1,767.81	€ 3,489.12	€ 10,738.28
46	Qatar						\$ -
		€ 92,583.97					€ 92,583.97
47	Saint Lucia	\$ 817.32					\$ 817.32
		€ 1,856.77					€ 1,856.77
48	Seychelles	\$ 14,608.45					\$ 14,608.45
		€ 701.31					€ 701.31
49	Sierra Leone	\$ 352.68					\$ 352.68
		€ 1,856.77	€ 1,856.77	€ 1,767.81	€ 1,767.81	€ 3,489.12	€ 10,738.28
50	Solomon Islands					\$ 51,376.14	\$ 51,376.14
						€ 3,489.12	€ 3,489.12
51	Sudan	\$ 17,583.92					\$ 17,583.92
							€ -
52	Tajikistan	\$ 2,169.49	\$ 2,169.49			\$ 125,352.07	\$ 129,691.05
		€ 1,856.77	€ 359.38				€ 2,216.15
53	Timor-Leste						\$ -
		€ 1,856.77	€ 685.99				€ 2,542.76
54	Uganda	\$ 2,508.47					\$ 2,508.47
		€ 181.78					€ 181.78
55	Ukraine	\$ 85,372.11					\$ 85,372.11
		€ 83,554.88					€ 83,554.88
56	Uzbekistan			\$ 7,386.42			\$ 7,386.42
				€ 9,920.07			€ 9,920.07
57	Venezuela (Bolivarian Republic of)						\$ -
		€ 44,857.85					€ 44,857.85
	Arrears less than \$250,000	\$ 467,254.87	\$ 65,942.79	\$ 87,985.43	\$ 5,295.93	\$ 278,558.37	\$ 905,037.39
		€ 488,847.19	€ 84,418.21	€ 36,437.17	€ 19,128.24	€ 20,830.87	€ 649,661.68
	Total of all Member Nations	\$ 1,497,852.29	\$ 311,095.16	\$ 208,112.01	\$ 1,747,656.90	\$ 13,266,951.17	\$ 17,031,667.53
		€ 4,811,219.50	€ 760,520.30	€ 747,094.82	€ 1,598,364.76	€ 105,607.20	€ 8,022,806.58

Appendix D

Arrears paid in full during Calendar Year 2010 as at 12 May 2010

No	Member Nation	Arrears Paid USD	Arrears Paid EUR
1	Azerbaijan	\$ 125,682.25	
2	Burundi	\$ 30,256.11	€ 2,341.58
3	Colombia		€ 195,080.65
4	El Salvador		€ 2,797.10
5	Georgia	\$ 121,732.31	€ -
6	Ghana		€ 157.83
7	Paraguay	10847.45	€ 75,474.92
8	Philippines	\$ -	€ 3,974.00
9	Poland	\$ -	€ 731,861.80
10	Republic of Korea	\$ 258,765.76	€ 4,055,196.60
11	Republic of Moldova	\$ 110,000.00	€ -
12	Saint Vincent and the Grenadines	\$ 2,169.49	€ -
13	Spain	\$ 6,471,588.67	€ -
14	Tunisia	\$ -	€ 620.63
15	Uruguay	\$ 58,576.23	€ -
16	Vanuatu	\$ 4,338.98	€ 3,713.54
Total of all Member Nations		\$ 7,193,957.25	€ 5,071,218.65

Appendix E**Arrears paid in part during Calendar Year 2010 as at 12 May 2010**

No	Member Nation	Arrears Paid USD	Arrears Paid EUR	Remaining Balance USD	Remaining Balance EUR
1	Argentina	\$ 709,423.23	€ 607,165.43	\$ 1,721,177.25	€ 1,279,450.07
2	Cuba	\$ 46,820.09	€ 81,869.15	\$ 109,832.11	€ 200,531.70
3	Liberia	\$ 5,102.41	€ -	\$ 270,653.63	€ 10,738.28
4	Micronesia (Federated States of)	\$ -	€ 1,887.19	\$ -	€ 3,116.56
5	Saint Lucia	\$ 1,352.17	€ -	\$ 817.32	€ 1,856.77
6	Timor-Leste	\$ -	€ 2,938.59	\$ -	€ 2,542.76
7	Uganda	\$ 4,000.00	€ -	\$ 2,508.47	€ 181.78
8	Ukraine	\$ 12,254.94	€ -	\$ 85,372.11	€ 83,554.88
9	United States of America	\$ 10,705,756.00	€ 8,169,810.00	\$ 1,826,227.00	€ -
10	Uzbekistan	\$ 17,327.92	€ 14,829.20	\$ 7,386.42	€ 9,920.07
Total of all Member Nations		\$ 11,502,036.76	€ 8,878,499.56	\$ 4,023,974.31	€ 1,591,892.87

Appendix F

Member Nations having made no payment in 2010 against outstanding arrears as at 12 May 2010

No.	Member Nation	Arrears Outstanding					Total Arrears
		2009	2008	2007	2006	Prior	
1	Antigua and Barbuda	\$ 4,338.98	\$ 4,338.98	\$ 5,295.93	\$ 5,295.93	\$ 307,832.93	\$ 327,102.75
		€ 3,713.55	€ 3,713.55	€ 5,303.42	€ 5,303.42	€ 7,013.10	€ 25,047.04
2	Armenia	\$ 75,000.00					\$ 75,000.00
3	Bolivia (Plurinational State of)	\$ 33,087.11					\$ 33,087.11
		€ 11,140.65	€ 11,140.65			€ 1,060.96	€ 23,342.26
4	Botswana	€ 25,994.85					€ 25,994.85
5	Bulgaria	\$ 43,389.80					\$ 43,389.80
		€ 37,135.50					€ 37,135.50
6	Chile		€ 300,449.66	€ 403,059.54	€ 158,362.01		€ 861,871.21
7	Comoros	\$ 2,169.49	\$ 2,169.49	\$ 1,765.31	\$ 1,765.31	\$ 271,331.52	\$ 279,201.12
		€ 1,856.77	€ 1,856.77	€ 1,767.81	€ 1,767.81	€ 3,489.12	€ 10,738.28
8	Cook Islands	\$ 2,169.49					\$ 2,169.49
		€ 1,856.77					€ 1,856.77
9	Costa Rica					€ 15,757.67	
10	Côte d'Ivoire	€ 59,416.80	€ 59,416.80	€ 54,801.96	€ 54,801.96		€ 244,195.19
		\$ 19,525.41	\$ 19,525.41				\$ 39,050.82
11	Djibouti	€ 16,710.98	€ 16,710.98	€ 17,678.05	€ 10,289.19		€ 61,389.20
		\$ 2,169.49	\$ 2,169.49				\$ 4,338.98
12	Dominican Republic	€ 1,856.77	€ 1,826.77				€ 3,683.54
		\$ 52,067.76	\$ 52,067.76	\$ 44,757.30			\$ 148,892.82
13	Equatorial Guinea	€ 44,562.60	€ 44,562.60	€ 63,640.98	€ 63,640.98	€ 36,839.30	€ 253,246.46
		\$ 4,338.98	\$ 2,902.81				\$ 7,241.79
14	Gabon	€ 3,713.55	€ 1,307.96				€ 5,021.51
		\$ 17,355.92					\$ 17,355.92
15	Grenada	€ 14,854.20					€ 14,854.20
		\$ 2,169.49					\$ 2,169.49
16	Guatemala	€ 1,856.77					€ 1,856.77
		€ 59,416.80	€ 38,739.31				€ 98,156.11
17	Guinea	€ 482.06					€ 482.06
18	Guinea-Bissau	\$ 2,169.49	\$ 2,169.49	\$ 1,765.31	\$ 1,765.31	\$ 99,042.14	\$ 106,911.74
		€ 1,856.77	€ 1,856.77	€ 1,767.81	€ 1,767.81	€ 3,489.12	€ 10,738.28
19	Guyana						
20	Honduras	€ 1,856.77	€ 1,082.78				€ 2,939.55
21	Iraq	€ 1,303.73					€ 1,303.73
		\$ 547,613.03					\$ 547,613.03
22	Kiribati	€ 50,467.34					€ 50,467.34
			\$ 1,765.31	\$ 1,765.31			\$ 3,530.62
23	Kyrgyzstan						
		€ 150.46	€ 1,856.77	€ 1,765.31	\$ 1,765.31	\$ 867,270.64	\$ 870,801.26
				€ 1,767.81	€ 1,767.81	€ 707.56	€ 6,250.41

No.	Member Nation	Arrears Outstanding					Total Arrears
		2009	2008	2007	2006	Prior	
24	Libyan Arab Jamahiriya	\$ 134,508.38		\$ 73,537.77			\$ 208,046.15
25	Madagascar	€ 3,665.13					€ 3,665.13
26	Marshall Islands	€ 106.31					€ 106.31
27	Mexico	€ 3,790,849.80					€ 3,790,849.80
28	Montenegro		\$ 2,009.46				\$ 2,009.46
29	Myanmar		€ 163.97				€ 163.97
30	Nauru	\$ 246.17					\$ 246.17
31	Nicaragua	€ 1,856.77	€ 1,856.77	€ 1,767.81	€ 1,767.81	€ 3,489.12	€ 10,738.28
		\$ 4,338.98	\$ 4,338.98	\$ 1,765.31			\$ 10,443.27
		€ 3,713.55	€ 3,713.55	€ 1,767.81	€ 1,767.81	€ 2,324.31	€ 13,287.03
32	Niger	\$ 1,204.23					\$ 1,204.23
		€ 1,856.77					€ 1,856.77
33	Nigeria		\$ 28,488.17				\$ 28,488.17
		€ 64,592.08					€ 64,592.08
34	Pakistan	\$ 127,999.91					\$ 127,999.91
		€ 109,549.73	€ 2,440.68				€ 111,990.41
35	Palau	\$ 2,169.49	\$ 2,169.49	\$ 1,765.31	\$ 1,765.31	\$ 2,788.02	\$ 10,657.62
		€ 1,856.77	€ 1,856.77	€ 1,767.81	€ 1,767.81	€ 3,489.12	€ 10,738.28
36	Peru	\$ 169,220.22	\$ 169,220.22	\$ 54,185.56			\$ 392,626.00
		€ 144,828.45	€ 144,828.45	€ 166,173.67			€ 455,830.57
37	Qatar	€ 92,583.97					€ 92,583.97
38	Sao Tome and Principe	\$ 2,169.49	\$ 2,169.49	\$ 1,765.31	\$ 1,765.31	\$ 268,552.14	\$ 276,421.74
		€ 1,856.77	€ 1,856.77	€ 1,767.81	€ 1,767.81	€ 3,489.12	€ 10,738.28
39	Seychelles	\$ 14,608.45					\$ 14,608.45
		€ 701.31					€ 701.31
40	Sierra Leone	\$ 352.68					\$ 352.68
		€ 1,856.77	€ 1,856.77	€ 1,767.81	€ 1,767.81	€ 3,489.12	€ 10,738.28
41	Solomon Islands				\$ 1,694.01	\$ 49,682.13	\$ 51,376.14
					€ 1,744.56	€ 1,744.56	€ 3,489.12
42	Somalia	\$ 2,169.49	\$ 2,169.49	\$ 1,765.31	\$ 1,765.31	\$ 344,456.14	\$ 352,325.74
		€ 1,856.77	€ 1,856.77	€ 1,767.81	€ 1,767.81	€ 3,489.12	€ 10,738.28
43	Sudan	\$ 17,583.92					\$ 17,583.92
44	Tajikistan	\$ 2,169.49	\$ 2,169.49			\$ 125,352.07	\$ 129,691.05
		€ 1,856.77	€ 359.38				€ 2,216.15
45	Turkmenistan	\$ 13,016.94	\$ 13,016.94	\$ 8,826.55	\$ 8,826.55	\$ 426,760.80	\$ 470,447.78
		€ 11,140.65	€ 11,140.65	€ 8,839.03	€ 8,839.03	€ 10,502.22	€ 50,461.58
46	Venezuela (Bolivarian Republic of)						
		€ 44,857.85					€ 44,857.85
47	Yugoslavia					\$ 8,405,308.00	\$ 8,405,308.00
Total of all Member Nations		\$ 1,299,322.28	\$ 312,860.47	\$ 200,725.59	\$ 26,408.35	\$ 11,168,376.53	\$ 13,007,693.22
		€ 4,619,789.91	€ 656,451.90	€ 735,406.94	€ 318,891.44	€ 100,373.52	€ 6,430,913.71

Appendix G

Member Nations with Potential Voting Rights Problems at 12 May 2010

Member Nation	Amount in Arrears US\$	Amount in Arrears Euro	Euro Arrears Converted at Budget Rate into US\$	Consolidated Arrears Expressed in US\$	Contribution Due for Two Preceding years US\$	Contribution Due for Two Preceding years Euro	Euro Assessment Converted at Budget Rate into US\$	Consolidated Contributions Due for Two Preceding years	Minimum Payment required to Ensure Vote in US\$
1 Antigua and Barbuda	\$ 327,102.75	€ 25,047.04	\$ 31,068.58	\$ 358,171.33	\$ 8,677.96	€ 7,427.10	\$ 10,100.86	\$ 18,778.82	\$ 339,393.52
2 Argentina	\$ 1,721,177.25	€ 1,279,450.07	\$ 1,522,545.58	\$ 3,243,722.83	\$ 1,418,846.46	€ 1,214,330.86	\$ 1,651,489.97	\$ 3,070,336.43	\$ 173,387.40
3 Armenia	\$ 75,000.00	€ -	\$ -	\$ 75,000.00	\$ 8,677.96	€ 7,427.10	\$ 10,100.86	\$ 18,778.82	\$ 56,222.18
4 Bolivia Plurinational State of	\$ 33,087.11	€ 23,342.26	\$ 31,565.11	\$ 64,652.22	\$ 26,033.88	€ 22,281.30	\$ 30,302.57	\$ 56,336.45	\$ 8,316.77
5 Comoros	\$ 279,201.12	€ 10,738.28	\$ 13,409.86	\$ 292,610.98	\$ 4,338.98	€ 3,713.54	\$ 5,050.41	\$ 9,389.39	\$ 283,222.58
6 Costa Rica	\$ -	€ 244,195.19	\$ 310,793.99	\$ 310,793.99	\$ 138,847.36	€ 118,833.60	\$ 161,613.70	\$ 300,461.06	\$ 10,333.93
7 Côte d'Ivoire	\$ 39,050.82	€ 61,389.20	\$ 78,734.88	\$ 117,785.70	\$ 39,050.82	€ 33,421.96	\$ 45,453.87	\$ 84,504.69	\$ 33,282.02
8 Dominican Republic	\$ 148,892.82	€ 253,246.46	\$ 316,514.57	\$ 465,407.39	\$ 104,135.52	€ 89,125.20	\$ 121,210.27	\$ 225,345.79	\$ 240,062.60
9 Guinea-Bissau	\$ 106,911.74	€ 10,738.28	\$ 13,409.86	\$ 120,321.60	\$ 4,338.98	€ 3,713.54	\$ 5,050.41	\$ 9,389.39	\$ 110,933.20
10 Iraq	\$ 547,613.03	€ 50,467.34	\$ 68,635.58	\$ 616,248.61	\$ 65,084.70	€ 55,703.26	\$ 75,756.43	\$ 140,841.13	\$ 475,408.48
11 Kyrgyzstan	\$ 870,801.26	€ 6,250.41	\$ 7,779.22	\$ 878,580.48	\$ 4,338.98	€ 3,713.54	\$ 5,050.41	\$ 9,389.39	\$ 869,192.08
12 Liberia	\$ 270,653.63	€ 10,738.28	\$ 13,409.86	\$ 284,063.49	\$ 4,338.98	€ 3,713.54	\$ 5,050.41	\$ 9,389.39	\$ 274,675.09
13 Nauru	\$ 246.17	€ 10,738.28	\$ 13,409.86	\$ 13,656.03	\$ 4,338.98	€ 3,713.54	\$ 5,050.41	\$ 9,389.39	\$ 4,267.63
14 Nicaragua	\$ 10,443.27	€ 13,287.03	\$ 17,074.17	\$ 27,517.44	\$ 8,677.96	€ 7,427.10	\$ 10,100.86	\$ 18,778.82	\$ 8,739.63
15 Palau	\$ 10,657.62	€ 10,738.28	\$ 13,409.86	\$ 24,067.48	\$ 4,338.98	€ 3,713.54	\$ 5,050.41	\$ 9,389.39	\$ 14,679.08
16 Peru	\$ 392,626.00	€ 455,830.57	\$ 591,680.05	\$ 984,306.05	\$ 338,440.44	€ 289,656.90	\$ 393,933.38	\$ 732,373.82	\$ 251,933.23
17 Sao Tome and Principe	\$ 276,421.74	€ 10,738.28	\$ 13,409.86	\$ 289,831.60	\$ 4,338.98	€ 3,713.54	\$ 5,050.41	\$ 9,389.39	\$ 280,443.20
18 Sierra Leone	\$ 352.68	€ 10,738.28	\$ 13,409.86	\$ 13,762.54	\$ 4,338.98	€ 3,713.54	\$ 5,050.41	\$ 9,389.39	\$ 4,374.14
19 Solomon Islands	\$ 51,376.14	€ 3,489.12	\$ 4,152.05	\$ 55,528.19	\$ 4,338.98	€ 3,713.54	\$ 5,050.41	\$ 9,389.39	\$ 46,139.80
20 Somalia	\$ 352,325.74	€ 10,738.28	\$ 13,409.86	\$ 365,735.60	\$ 4,338.98	€ 3,713.54	\$ 5,050.41	\$ 9,389.39	\$ 356,347.20
21 Tajikistan	\$ 129,691.05	€ 2,216.15	\$ 3,013.96	\$ 132,705.01	\$ 4,338.98	€ 3,713.54	\$ 5,050.41	\$ 9,389.39	\$ 123,316.62
22 Turkmenistan	\$ 470,447.78	€ 50,461.58	\$ 63,837.10	\$ 534,284.88	\$ 26,033.88	€ 22,281.30	\$ 30,302.57	\$ 56,336.45	\$ 477,949.43
	\$ 6,114,079.72	€ 2,554,578.66	\$ 3,154,673.70	\$ 9,268,753.42	\$ 2,230,235.72	€ 1,908,764.62	\$ 2,595,919.88	\$ 4,826,155.60	\$ 4,442,619.82

	Rate	Year	Assessed	Jan	Feb	Mar	Apr	May	Jun	Jul	Aug	Sep	Oct	Nov	Dec	Unpaid at period end			
Canada	2.992%	2010 EUR	6.25	6.25															
		2010 USD	6.41	6.41															
	2.992%	2009 EUR	5.56	5.56													-		
		2009 USD	6.49	6.49														-	
	2.992%	2008 EUR	5.56	5.56														-	
		2008 USD	6.49	6.49														-	
	2.869%	2007 EUR	5.07		5.07														-
		2007 USD	5.06		5.06														-
	2.869%	2006 EUR	5.07	5.07															-
		2006 USD	5.06	5.06															-
2.570%	2005 EUR	4.48	4.48															-	
	2005 USD	4.35	4.35															-	
Spain	2.983%	2010 EUR	6.23																
		2010 USD	6.39																
	2.983%	2009 EUR	5.54							5.54									-
		2009 USD	6.47																6.47
	2.983%	2008 EUR	5.54				5.54												-
		2008 USD	6.47				6.47												-
	2.571%	2007 EUR	4.55							4.55									-
		2007 USD	4.54							4.54									-
	2.571%	2006 EUR	4.55			4.55													-
		2006 USD	4.54				4.54												-
2.531%	2005 EUR	4.42							4.42									-	
	2005 USD	4.29							4.29									-	
China	2.680%	2010 EUR	5.60																
		2010 USD	5.74																
	2.680%	2009 EUR	4.98					4.98											-
		2009 USD	5.81					5.81											-
	2.680%	2008 EUR	4.98							2.40					2.58				-
		2008 USD	5.81							5.81									-
	2.094%	2007 EUR	3.70							3.40		0.30							-
		2007 USD	3.70									2.00			1.70				-
	2.094%	2006 EUR	3.70										3.55		0.15				-
		2006 USD	3.70							3.70									-
1.539%	2005 EUR	2.69												2.69				-	
	2005 USD	2.61									2.61							-	

Rate	Year	Assessed	Jan	Feb	Mar	Apr	May	Jun	Jul	Aug	Sep	Oct	Nov	Dec	Unpaid at period end
Australia	1.796%	2010 EUR	3.75												
		2010 USD	3.85												
	1.796%	2009 EUR	3.33							3.33					-
		2009 USD	3.90							3.90					-
	1.796%	2008 EUR	3.33								3.33				-
		2008 USD	3.90							3.90					-
	1.624%	2007 EUR	2.87							2.87					-
		2007 USD	2.87							2.87					-
	1.624%	2006 EUR	2.87							2.87					-
		2006 USD	2.87						2.87						-
1.635%	2005 EUR	2.85								2.85				-	
	2005 USD	2.77							2.77					-	
Switzerland	1.222%	2010 EUR	2.55	2.55											
		2010 USD	2.62		2.62										
	1.222%	2009 EUR	2.27	2.27											-
		2009 USD	2.65	2.65											-
	1.222%	2008 EUR	2.27	2.14						0.13					-
		2008 USD	2.65	2.24							0.41				-
	1.221%	2007 EUR	2.16	2.16											-
		2007 USD	2.16	2.16											-
	1.221%	2006 EUR	2.16		2.16										-
		2006 USD	2.16		2.16										-
1.280%	2005 EUR	2.23		2.23										-	
	2005 USD	2.17		2.17										-	
Russian Federation	1.206%	2010 EUR	2.51		2.51										
		2010 USD	2.58		2.58										
	1.206%	2009 EUR	2.24	2.24											-
		2009 USD	2.62	2.62											-
	1.206%	2008 EUR	2.24	2.24											-
		2008 USD	2.62	2.62											-
	1.106%	2007 EUR	1.96		1.96										-
		2007 USD	1.95		1.95										-
	1.106%	2006 EUR	1.47							1.47					-
		2006 USD	1.46							1.46					-

Appendix I

Regular Programme Contributions

Largest 25 Contributors - Status as at: 12 May 2010

Member Nations	Assessment Rate	Amounts received year to date (*)		Contributions Outstanding (**)						
				Relating to 2010 Assessments		Arrears: 2009 & prior		Total		
				USD	EUR	USD	EUR	USD	EUR	USD
1	United States of America	22.000%	10,705,756.00	8,169,810.00	51,051,170.00	45,944,140.00	1,826,227.00	-	52,877,397.00	45,944,140.00
2	Japan	16.706%	18,260,490.79	17,793,037.70	17,544,393.12	17,095,271.52	-	-	17,544,393.12	17,095,271.52
3	Germany	8.619%	18,472,542.47	-	-	17,999,661.03	-	-	-	17,999,661.03
4	United Kingdom	6.675%	14,306,093.63	700,000.00	-	13,239,869.75	-	-	-	13,239,869.75
5	France	6.332%	13,570,964.02	13,223,558.84	-	-	-	-	-	-
6	Italy	5.104%	-	-	10,939,071.44	10,659,040.48	-	-	10,939,071.44	10,659,040.48
7	Canada	2.992%	6,412,559.12	6,248,403.04	-	-	-	-	-	-
8	Spain	2.983%	6,471,588.67	-	6,393,270.01	6,229,607.71	-	-	6,393,270.01	6,229,607.71
9	China	2.680%	-	-	5,743,869.80	5,596,831.60	-	-	5,743,869.80	5,596,831.60
10	Mexico	2.268%	-	-	4,860,856.98	4,736,423.16	-	3,790,849.80	4,860,856.98	8,527,272.96
11	Korea, Republic of	2.184%	258,765.76	4,055,196.60	4,680,825.24	4,561,000.08	-	-	4,680,825.24	4,561,000.08
12	Netherlands	1.882%	4,033,568.27	3,930,312.34	-	-	-	-	-	-
13	Australia	1.796%	-	-	3,849,250.06	3,750,712.52	-	-	3,849,250.06	3,750,712.52
14	Switzerland	1.222%	2,619,033.17	2,551,988.14	-	-	-	-	-	-
15	Russian Federation	1.206%	2,584,741.41	2,518,574.22	-	-	-	-	-	-
16	Belgium	1.108%	2,374,704.38	2,313,913.96	-	-	-	-	-	-
17	Sweden	1.076%	2,306,120.86	2,247,086.12	-	-	-	-	-	-
18	Austria	0.891%	1,909,622.39	1,607,639.53	-	253,098.14	-	-	-	253,098.14
19	Brazil	0.880%	-	-	1,886,046.80	1,837,765.60	-	-	1,886,046.80	1,837,765.60
20	Norway	0.786%	1,684,582.71	1,641,458.82	-	-	-	-	-	-
21	Saudi Arabia	0.752%	1,611,712.72	1,570,454.24	-	-	-	-	-	-
22	Denmark	0.743%	1,592,423.61	1,551,658.91	-	-	-	-	-	-
23	Greece	0.599%	4.33	53.14	1,283,793.44	1,250,880.49	-	-	1,283,793.44	1,250,880.49
24	Finland	0.567%	1,215,214.25	1,184,105.79	-	-	-	-	-	-
25	Portugal	0.530%	1,135,914.55	1,106,836.10	-	-	-	-	-	-
Total Largest 25 Contributors		92.581%	111,526,403.11	72,414,087.49	108,232,546.89	133,154,302.08	1,826,227.00	3,790,849.80	110,058,773.89	136,945,151.88
All other Member Nations		7.419%	11,028,110.56	10,682,604.74	6,132,433.45	6,535,723.90	15,205,440.53	4,231,956.78	21,337,873.98	10,767,680.68
Total		100.000%	122,554,513.67	83,096,692.23	114,364,980.34	139,690,025.98	17,031,667.53	8,022,806.58	131,396,647.87	147,712,832.56

(*) includes advances from 2009

(**) excludes Conference authorized instalments due after 2010 of USD 7,559,541.33 and EUR 407,245.28