



منظمة الأغذية  
والزراعة  
للأمم المتحدة

联合国  
粮食及  
农业组织

Food  
and  
Agriculture  
Organization  
of  
the  
United  
Nations

Organisation  
des  
Nations  
Unies  
pour  
l'alimentation  
et  
l'agriculture

Продовольственная и  
сельскохозяйственная  
организация  
Объединенных  
Наций

Organización  
de las  
Naciones  
Unidas  
para la  
Agricultura  
y la  
Alimentación

## COUNCIL

### Hundred and Fortieth Session

Rome, 29 November - 3 December 2010

### Status of Contributions and Arrears as at 23 November 2010

Queries on the substantive content of this document may be addressed to:

**Mr Nicholas Nelson**  
**Director, Finance Division and Treasurer**  
**Tel: +3906 5705 6040**

### Introduction and Contents

1. This document presents the Status of Contributions to the Regular Programme as at 23 November 2010 showing receipts of current assessments and arrears presented as follows:

**APPENDIX A** - Summary status of contributions to the Regular Programme;

**APPENDIX B** - Regular Programme Contributions as at 23 November 2010;

**APPENDIX C** - Member Nations with Arrears of Contributions as at 23 November 2010;

**APPENDIX D** - Arrears paid in full during Calendar Year 2010 as at 23 November 2010;

**APPENDIX E** - Arrears paid in part during Calendar Year 2010 as at 23 November 2010;

**APPENDIX F** - Member Nations having made no payment in 2010 against outstanding arrears as at 23 November 2010;

**APPENDIX G** - Member Nations with Potential Voting Rights Problems as at 23 November 2010;

**APPENDIX H** - Payment patterns of largest 15 contributors;

**APPENDIX I** - Largest 25 Contributors as at 23 November 2010.

This document is printed in limited numbers to minimize the environmental impact of FAO's processes and contribute to climate neutrality. Delegates and observers are kindly requested to bring their copies to meetings and to avoid asking for additional copies. Most FAO meeting documents are available on the Internet at [www.fao.org](http://www.fao.org)

---

**APPENDIX A**


---

**Summary Status of Contributions to the Regular Programme<sup>a b</sup>**

	2010	2009 (for comparison)
<b>1. Amounts outstanding on 1 January</b>		
Current Assessments <sup>c</sup>	USD 218,223,500.00 EUR 208,837,000.00	USD 222,749,000.00 EUR 185,677,500.00
Contributions in arrears <sup>d</sup>	USD 35,727,661.54 EUR 21,972,524.79	USD 69,836,551.46 EUR 61,606,124.99
<b>Total</b>	<b>USD 253,951,161.54</b> <b>EUR 230,809,524.79</b>	<b>USD 292,585,551.46</b> <b>EUR 247,283,624.99</b>
<b>2. Receipts 1 January to 23 November</b>		
Current Assessments	USD 159,167,961.21 EUR 154,944,831.72	USD 159,880,426.31 EUR 133,692,911.58
Contributions in arrears	USD 21,294,717.88 EUR 19,285,931.86	USD 47,943,949.31 EUR 57,479,295.19
<b>Total</b>	<b>USD 180,462,679.09</b> <b>EUR 174,230,763.58</b>	<b>USD 207,824,375.62</b> <b>EUR 191,172,206.77</b>
<b>3. Amounts outstanding at 23 November</b>		
Current Assessments	USD 59,055,538.79 EUR 53,890,770.30	USD 62,868,573.69 EUR 51,984,588.42
Contributions in arrears	USD 14,432,943.66 EUR 2,686,592.93	USD 21,892,602.15 EUR 4,126,829.80
<b>Total</b>	<b>USD 73,488,482.45</b> <b>EUR 56,577,363.23</b>	<b>USD 84,761,175.84</b> <b>EUR 56,111,418.22</b>
<b><u>Instalments due in future Years</u></b>	USD 7,559,541.33 EUR 407,245.28	USD 2,438,593.11 EUR 6,549.44
<b><u>Total Outstanding</u></b>	<b>USD 81,048,023.78</b> <b>EUR 56,984,608.51</b>	<b>USD 87,199,768.95</b> <b>EUR 56,117,967.66</b>

<sup>a</sup> Appendix B sets out full details of receipts during 1 January - 23 November 2010.

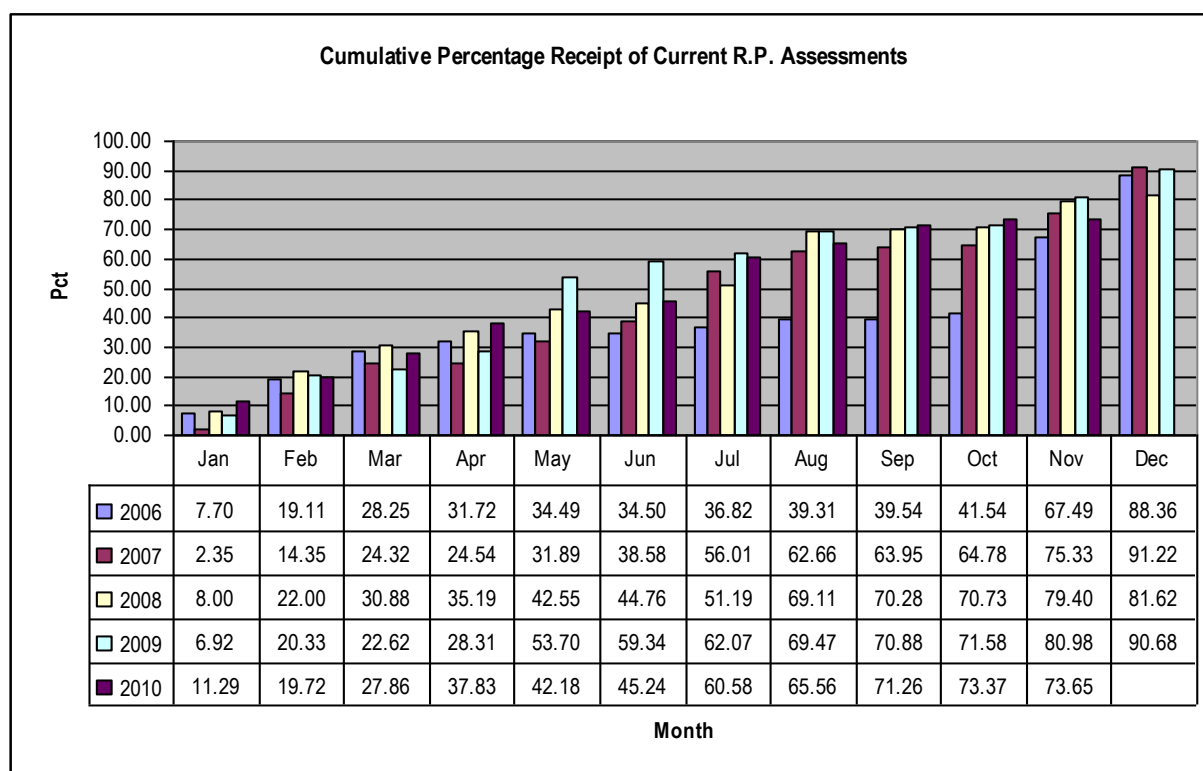
<sup>b</sup> Contributions in arrears include amounts due under Conference authorized instalment plans.

<sup>c</sup> Of which USD3,900,000 relates to the Tax Equalization Fund for 2010 and USD3,900,000 for 2011.

<sup>d</sup> Contributions in arrears at 1 January includes the previous year end balance carried forward plus arrears instalments due at 1 January, less any new instalment plans approved by the Conference and New Member contributions where applicable.

### Current Assessments

2. The following statistics show the cumulative percentage receipts of current assessments over the past five years.



*Receipt figures are the aggregate of USD and EUR receipts. All figures are at month end except November 2010 which is at 23 November 2010.*

3. The position of the 2010 assessments of Member Nations at 23 November 2010, compared to the same date during the four preceding years was as follows:

### Number of Member Nations

	2010 USD	2010 EUR	2009 USD	2009 EUR	2008 USD	2008 EUR	2007 USD	2007 EUR	2006 USD	2006 EUR	2005 USD	2005 EUR
<b>Paid in full</b>	136	128	144	132	137	126	140	126	125	103	123	109
Part paid	8	20	5	15	10	8	8	12	13	20	13	15
No payment	47	43	42	44	44	57	40	50	50	65	51	63
<b>Total</b>	<b>191</b>	<b>191</b>	<b>191</b>	<b>191</b>	<b>191</b>	<b>191</b>	<b>188</b>	<b>188</b>	<b>188</b>	<b>188</b>	<b>187</b>	<b>187</b>

**Contributions in arrears**

4. The position of Member Nations with arrears of contributions at 23 November 2010 was as follows:

**Number of Member Nations**

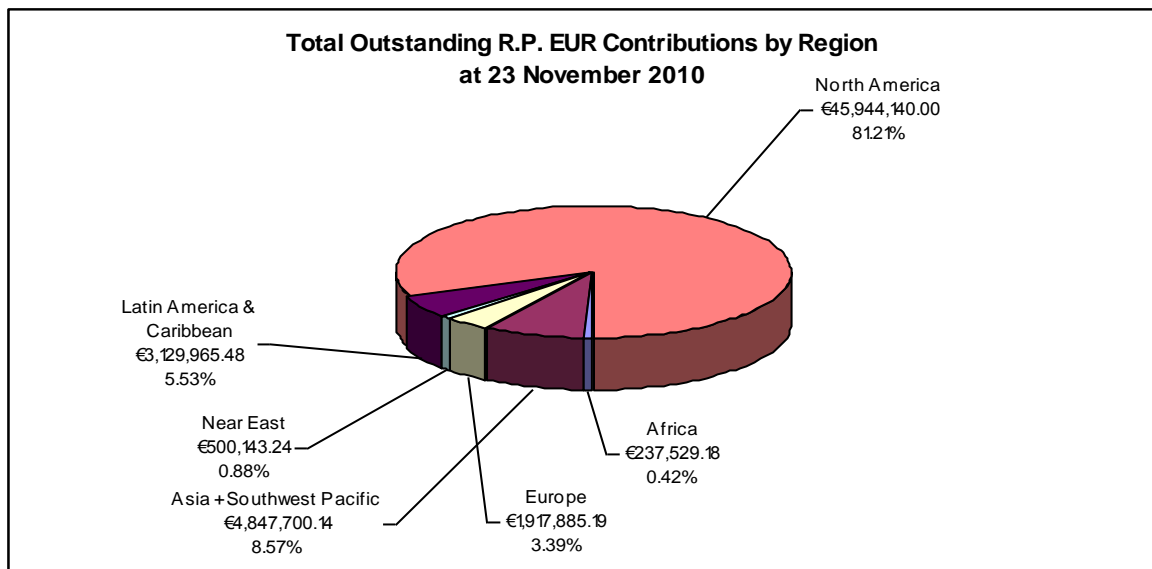
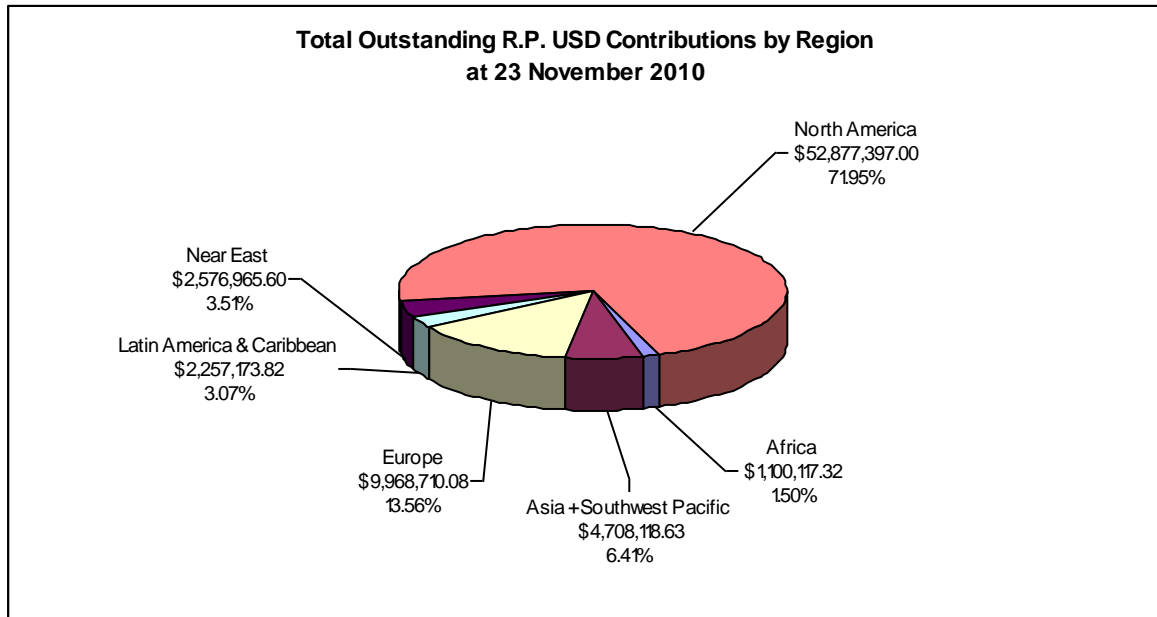
<b>With arrears at 1 January 2010</b>	<b>73</b>	
Arrears paid in full ( <i>Appendix D</i> )		29
Arrears partially paid ( <i>Appendix E</i> )		13
No payment ( <i>Appendix F</i> )		31
<b>With arrears at 23 November 2010 (<i>Appendix C</i>)</b>	<b>44</b>	

**ADDITIONAL INFORMATION REGARDING ARREARS DUE AT  
23 NOVEMBER 2010**

- The total arrears at 23 November was USD 14,432,943.66 and EUR 2,686,592.93 (*Appendix B/Appendix C*) equivalent to 3.5% of current assessments.
- Four Member Nations had arrears in excess of USD 1 million (*Appendix C*).
- Arrears exceeding USD 1 million accounted for 68.6% of the total arrears due.
- Seventeen Member Nations had arrears in such amounts as to jeopardise their right to vote in accordance with Article III.4 of the Constitution (*Appendix G*).
- The total of 44 Member Nations in arrears at 23 November 2010 was at the same level as at 23 November 2009.

**Total Contributions Outstanding**

5. The following charts show the geographical distribution of the total of all Regular Programme contributions outstanding in USD and EUR at 23 November 2010.



## APPENDIX B

### Regular Programme Contributions - Status as at 23 November 2010

Member Nations	Receipts: <sup>1</sup>		Outstanding Contributions				Total Outstanding	
	Amounts received year to date <sup>2</sup>		Relating to 2010 Assessments		Arrears: 2009 and prior assessments			
	USD	EUR	USD	EUR	USD	EUR	USD	EUR
Afghanistan	2,143.23	2,088.37	-	-	-	-	-	-
Albania	12,859.41	12,530.22	-	-	-	-	-	-
Algeria	184,318.21	179,599.82	-	-	-	-	-	-
Andorra	-	-	17,145.88	16,706.96	-	-	17,145.88	16,706.96
Angola	6,429.71	6,265.11	-	-	-	-	-	-
Antigua and Barbuda	-	-	4,286.47	4,176.74	327,102.75	25,047.04	331,389.22	29,223.78
Argentina	3,131,438.33	2,569,512.49	-	-	-	-	-	-
Armenia	79,286.47	4,176.74	-	-	-	-	-	-
Australia	3,849,250.06	3,750,712.52	-	-	-	-	-	-
Austria	1,909,622.39	1,607,639.53	-	253,098.14	-	-	-	253,098.14
Azerbaijan	136,398.43	10,441.85	-	-	-	-	-	-
Bahamas	34,291.76	33,413.92	-	-	-	-	-	-
Bahrain	70,726.76	68,916.21	-	-	-	-	-	-
Bangladesh	21,432.35	20,883.70	-	-	-	-	-	-
Barbados	19,289.12	18,795.33	-	-	-	-	-	-
Belarus	42,864.70	41,767.40	-	-	-	-	-	-
Belgium	2,374,704.38	2,313,913.96	-	-	-	-	-	-
Belize	2,143.23	2,088.37	-	-	-	-	-	-
Benin	2,143.23	2,088.37	-	-	-	-	-	-
Bhutan	2,143.23	2,088.37	-	-	-	-	-	-
Bolivia Plurinational State of	20,070.17	12,201.61	12,859.41	12,530.22	13,016.94	11,140.65	25,876.35	23,670.87
Bosnia and Herzegovina	12,859.41	12,530.22	-	-	-	-	-	-
Botswana	30,005.29	55,232.03	-	-	-	-	-	-
Brazil	1,886,046.80	1,837,765.60	-	-	-	-	-	-
Bulgaria	-	-	42,864.70	41,767.40	43,389.80	37,135.50	86,254.50	78,902.90
Burkina Faso	4,286.47	4,176.74	-	-	-	-	-	-
Burundi	32,399.34	4,429.95	-	-	-	-	-	-
Cambodia	2,143.23	2,088.37	-	-	-	-	-	-
Cameroon	15,539.45	71.86	3,749.67	18,723.47	-	-	3,749.67	18,723.47
Canada	6,412,559.12	6,248,403.04	-	-	-	-	-	-
Cape Verde	2,143.23	2,088.37	-	-	-	-	-	-
Central African Republic	2,143.23	2,088.37	-	-	-	-	-	-
Chad	2,143.23	2,088.37	-	-	-	-	-	-
Chile	70,829.11	338,315.94	276,374.96	-	-	861,871.21	276,374.96	861,871.21
China	5,743,869.80	5,596,831.60	-	-	-	-	-	-

Member Nations	Receipts: <sup>1</sup>		Outstanding Contributions				Total Outstanding	
	Amounts received year to date <sup>3</sup>		Relating to 2010 Assessments		Arrears: 2009 and prior assessments <sup>2</sup>			
	USD	EUR	USD	EUR	USD	EUR	USD	EUR
Colombia	227,182.91	416,447.87	-	-	-	-	-	-
Comoros	-	-	2,143.23	2,088.37	279,201.12	10,738.28	281,344.35	12,826.65
Congo	2,143.23	2,088.37	-	-	-	-	-	-
Cook Islands	2,169.49	2,088.38	2,143.23	1,856.76	-	-	2,143.23	1,856.76
Costa Rica	14,276.40	4,758.67	54,307.12	66,827.84	-	239,436.52	54,307.12	306,264.36
Croatia	107,161.75	104,418.50	-	-	-	-	-	-
Cuba	46,820.09	81,869.15	115,734.69	112,771.98	109,832.11	200,531.70	225,566.80	313,303.68
Cyprus	94,302.34	91,888.28	-	-	-	-	-	-
Czech Republic	604,392.27	588,920.34	-	-	-	-	-	-
Côte d'Ivoire	-	-	19,289.12	18,795.33	39,050.82	61,389.20	58,339.94	80,184.53
D.P.Rep. of Korea	15,002.65	14,618.59	-	-	-	-	-	-
Democratic Republic of Congo	6,429.71	5,468.77	-	796.34	-	-	-	796.34
Denmark	1,592,423.61	1,551,658.91	-	-	-	-	-	-
Djibouti	-	2,088.37	2,143.23	-	4,338.98	3,683.54	6,482.21	3,683.54
Dominica	-	-	2,143.23	2,088.37	-	-	2,143.23	2,088.37
Dominican Republic	-	-	51,437.64	50,120.88	148,892.82	253,246.46	200,330.46	303,367.34
Ecuador	45,007.94	43,855.77	-	-	-	-	-	-
Egypt	190,747.92	185,864.93	-	-	-	-	-	-
El Salvador	42,864.70	44,564.50	-	-	-	-	-	-
Equatorial Guinea	-	7,045.48	4,286.47	844.81	7,241.79	1,307.96	11,528.26	2,152.77
Eritrea	2,143.23	2,088.37	-	-	-	-	-	-
Estonia	34,291.76	33,413.92	-	-	-	-	-	-
Ethiopia	-	-	6,429.71	6,265.11	-	-	6,429.71	6,265.11
Fiji	6,429.71	6,265.11	-	-	-	-	-	-
Finland	1,215,214.25	1,184,105.79	-	-	-	-	-	-
France	13,570,964.02	13,223,558.84	-	-	-	-	-	-
Gabon	-	-	17,145.88	16,706.96	17,355.92	14,854.20	34,501.80	31,561.16
Gambia	2,143.23	2,088.37	-	-	-	-	-	-
Georgia	128,162.02	6,265.11	-	-	-	-	-	-
Germany	18,472,542.47	17,999,661.03	-	-	-	-	-	-
Ghana	-	7,427.10	8,572.94	1,084.21	-	-	8,572.94	1,084.21
Greece	1,283,797.77	1,250,933.63	-	-	-	-	-	-
Grenada	-	-	2,143.23	2,088.37	2,169.49	1,856.77	4,312.72	3,945.14
Guatemala	-	-	68,583.52	66,827.84	-	98,156.11	68,583.52	164,983.95
Guinea	-	-	2,143.23	2,088.37	-	482.06	2,143.23	2,570.43
Guinea-Bissau	-	-	2,143.23	2,088.37	106,911.74	10,738.28	109,054.97	12,826.65
Guyana	2,143.23	-	-	2,088.37	-	2,939.55	-	5,027.92

Member Nations	Receipts: <sup>1</sup>		Outstanding Contributions				Total Outstanding	
	Amounts received year to date <sup>3</sup>		Relating to 2009 Assessments		Arrears: 2008 and prior assessments <sup>2</sup>			
	USD	EUR	USD	EUR	USD	EUR	USD	EUR
Haiti	4,286.47	4,176.74	-	-	-	-	-	-
Honduras	10,716.18	10,326.09	-	1,419.49	-	-	-	1,419.49
Hungary	525,092.58	511,650.65	-	-	-	-	-	-
Iceland	-	-	79,299.70	77,269.69	-	-	79,299.70	77,269.69
India	968,742.22	943,943.24	-	-	-	-	-	-
Indonesia	347,204.07	338,315.94	-	-	-	-	-	-
Iran, Islamic Republic of	-	-	387,925.54	377,994.97	-	-	387,925.54	377,994.97
Iraq	579,761.56	81,792.89	-	-	-	-	-	-
Ireland	958,026.05	933,501.39	-	-	-	-	-	-
Israel	902,301.94	879,203.77	-	-	-	-	-	-
Italy	10,939,071.44	10,415,247.75	-	243,792.73	-	-	-	243,792.73
Jamaica	21,432.35	20,883.70	-	-	-	-	-	-
Japan	35,804,883.91	34,888,309.22	-	-	-	-	-	-
Jordan	25,718.82	25,060.44	-	-	-	-	-	-
Kazakhstan	62,153.82	60,562.73	-	-	-	-	-	-
Kenya	11,503.64	20,883.70	9,928.71	-	-	-	9,928.71	-
Kiribati	2,143.23	2,088.37	-	-	3,530.62	-	3,530.62	-
Korea, Republic of	258,765.76	4,055,196.60	4,680,825.24	4,561,000.08	-	-	4,680,825.24	4,561,000.08
Kuwait	392,212.01	382,171.71	-	-	-	-	-	-
Kyrgyzstan	2,143.23	-	-	2,088.37	870,801.26	6,250.41	870,801.26	8,338.78
Lao People's Democratic Rep.	2,143.23	2,088.37	-	-	-	-	-	-
Latvia	38,578.23	37,590.66	-	-	-	-	-	-
Lebanon	72,869.99	71,004.58	-	-	-	-	-	-
Lesotho	2,143.23	2,088.37	-	-	-	-	-	-
Liberia	5,102.41	-	2,143.23	2,088.37	270,653.63	10,738.28	272,796.86	12,826.65
Libyan Arab Jamahiriya	-	95,171.44	132,880.57	34,307.50	208,046.15	-	340,926.72	34,307.50
Lithuania	66,440.29	64,739.47	-	-	-	-	-	-
Luxembourg	184,318.21	179,599.82	-	-	-	-	-	-
Madagascar	4,286.47	75.74	-	4,176.74	-	3,589.39	-	7,766.13
Malawi	0.04	0.44	2,143.19	2,087.93	-	-	2,143.19	2,087.93
Malaysia	409,357.89	398,878.67	-	-	-	-	-	-
Maldives	2,143.23	2,088.37	-	-	-	-	-	-
Mali	2,143.23	2,088.37	-	-	-	-	-	-
Malta	7.01	85.96	36,427.99	35,416.33	-	-	36,427.99	35,416.33
Marshall Islands	2,143.23	1,521.21	-	673.47	-	-	-	673.47
Mauritania	2,049.29	2,029.87	93.94	58.50	-	-	93.94	58.50
Mauritius	23,575.59	22,972.07	-	-	-	-	-	-
Mexico	4,860,856.98	8,527,272.96	-	-	-	-	-	-
Micronesia, Federated States	2,143.23	1,887.19	-	2,088.37	-	3,116.56	-	5,204.93
Moldova, Republic of	112,143.23	2,088.37	-	-	-	-	-	-
Monaco	6,429.71	6,265.11	-	-	-	-	-	-
Mongolia	2,143.23	2,088.37	-	-	-	-	-	-
Montenegro	2,143.23	2,088.37	-	-	2,009.46	-	2,009.46	-
Morocco	90,015.87	87,711.54	-	-	-	-	-	-
Mozambique	2,143.23	2,088.37	-	-	-	-	-	-
Myanmar	10,716.18	10,605.82	-	-	-	-	-	-



Member Nations	Receipts: <sup>1</sup>		Outstanding Contributions				Total Outstanding	
	Amounts received year to date <sup>3</sup>		Relating to 2010 Assessments		Arrears: 2009 and prior assessments <sup>2</sup>			
	USD	EUR	USD	EUR	USD	EUR	USD	EUR
Namibia	12,859.41	12,530.22	-	-	-	-	-	-
Nauru	-	-	2,143.23	2,088.37	246.17	10,738.28	2,389.40	12,826.65
Nepal	6,429.71	-	-	6,265.11	-	-	-	6,265.11
Netherlands	4,033,568.27	3,930,312.34	-	-	-	-	-	-
New Zealand	550,811.40	536,711.09	-	-	-	-	-	-
Nicaragua	-	-	4,286.47	4,176.74	10,443.27	13,287.03	14,729.74	17,463.77
Niger	-	-	2,143.23	2,088.37	1,204.23	1,856.77	3,347.46	3,945.14
Nigeria	131,363.45	164,833.84	-	-	-	-	-	-
Niue	0.40	834.89	2,142.83	1,253.48	-	-	2,142.83	1,253.48
Norway	1,684,582.71	1,641,458.82	-	-	-	-	-	-
Oman	156,456.16	152,451.01	-	-	-	-	-	-
Pakistan	254,450.78	4,627.20	-	123,213.83	-	107,363.21	-	230,577.04
Palau	-	-	2,143.23	2,088.37	10,657.62	10,738.28	12,800.85	12,826.65
Panama	49,294.41	48,032.51	-	-	-	-	-	-
Papua New Guinea	4,286.47	4,176.74	-	-	-	-	-	-
Paraguay	21,563.63	75,597.39	-	10,319.38	-	-	-	10,319.38
Peru	-	-	167,172.33	162,892.86	392,626.00	455,830.57	559,798.33	618,723.43
Philippines	167,172.33	166,866.86	-	-	-	-	-	-
Poland	-	786,302.25	1,080,190.44	998,098.03	-	-	1,080,190.44	998,098.03
Portugal	1,135,914.55	1,106,836.10	-	-	-	-	-	-
Qatar	184,318.21	272,183.79	-	-	-	-	-	-
Romania	150,026.45	146,185.90	-	-	-	-	-	-
Russian Federation	2,584,741.41	2,518,574.22	-	-	-	-	-	-
Rwanda	2,143.23	2,088.37	-	-	-	-	-	-
Saint Lucia	3,495.40	2,088.37	-	-	817.32	1,856.77	817.32	1,856.77
Samoa	2,143.23	2,088.37	-	-	-	-	-	-
San Marino	6,429.71	6,265.11	-	-	-	-	-	-
Sao Tome and Principe	-	-	2,143.23	2,088.37	276,421.74	10,738.28	278,564.97	12,826.65
Saudi Arabia	1,611,712.72	1,570,454.24	-	-	-	-	-	-
Senegal	8,572.94	8,353.48	-	-	-	-	-	-
Serbia	-	43,855.77	45,007.94	-	-	-	45,007.94	-
Seychelles	18,894.92	4,878.05	-	-	-	-	-	-
Sierra Leone	-	-	2,143.23	2,088.37	352.68	10,738.28	2,495.91	12,826.65
Slovakia	135,023.81	131,567.31	-	-	-	-	-	-
Slovenia	207,893.80	202,571.89	-	-	-	-	-	-
Solomon Islands	53,519.37	5,577.49	-	-	-	-	-	-
Somalia	-	-	2,143.23	2,088.37	352,325.74	10,738.28	354,468.97	12,826.65
South Africa	625,824.62	609,804.04	-	-	-	-	-	-

Member Nations	Receipts: <sup>1</sup>		Outstanding Contributions				Total Outstanding	
	Amounts received year to date <sup>3</sup>		Relating to 2010 Assessments		Arrears: 2009 and prior assessments <sup>2</sup>			
	USD	EUR	USD	EUR	USD	EUR	USD	EUR
Spain	12,864,858.68	6,229,607.71	-	-	-	-	-	-
Sri Lanka	34,291.76	33,413.92	-	-	-	-	-	-
St Kitts and Nevis	-	272.57	2,143.23	1,815.80	-	-	2,143.23	1,815.80
St Vincent and the Grenadines	2,169.49	2,088.37	2,143.23	-	-	-	2,143.23	-
Sudan	21,432.35	20,883.70	-	-	17,583.92	-	17,583.92	-
Suriname	2,143.23	2,088.37	-	-	-	-	-	-
Swaziland	4,286.47	4,176.74	-	-	-	-	-	-
Sweden	2,306,120.86	2,247,086.12	-	-	-	-	-	-
Switzerland	2,619,033.17	2,551,988.14	-	-	-	-	-	-
Syrian Arab Republic	34,291.76	33,413.92	-	-	-	-	-	-
Tajikistan	16,364.49	4,304.52	-	-	115,469.79	-	115,469.79	-
Tanzania, United Republic of	12,859.41	11,975.35	-	554.87	-	-	-	554.87
Thailand	400,784.95	390,525.19	-	-	-	-	-	-
The Former Yug. Rep. Of Macedonia	-	-	10,716.18	10,441.85	-	-	10,716.18	10,441.85
Timor-Leste	-	-	2,143.23	2,088.37	-	5,481.35	2,143.23	7,569.72
Togo	-	2,088.37	2,143.23	-	-	-	2,143.23	-
Tonga	2,143.23	690.39	-	-	-	-	-	-
Trinidad and Tobago	57,867.35	56,385.99	-	-	-	-	-	-
Tunisia	66,440.29	56,161.65	-	9,198.45	-	-	-	9,198.45
Turkey	820,859.01	799,845.71	-	-	-	-	-	-
Turkmenistan	-	-	12,859.41	12,530.22	470,447.78	50,461.58	483,307.19	62,991.80
Tuvalu	2,143.23	2,088.37	-	-	-	-	-	-
Uganda	-	-	6,429.71	6,265.11	6,508.47	181.78	12,938.18	6,446.89
Ukraine	12,254.94	-	96,445.58	93,976.65	85,372.11	83,554.88	181,817.69	177,531.53
United Arab Emirates	651,543.44	634,864.48	-	-	-	-	-	-
United Kingdom	14,306,093.63	13,939,869.75	-	-	-	-	-	-
United States of America	10,705,756.00	8,169,810.00	51,051,170.00	45,944,140.00	1,826,227.00	-	52,877,397.00	45,944,140.00
Uruguay	58,576.23	56,385.99	57,867.35	-	-	-	57,867.35	-
Uzbekistan	17,327.92	14,829.20	17,145.88	16,706.96	7,386.42	9,920.07	24,532.30	26,627.03
Vanuatu	4,338.98	3,713.54	2,143.23	2,088.37	-	-	2,143.23	2,088.37
Venezuela, Bolivarian Republic	-	-	430,790.24	419,762.37	-	44,857.85	430,790.24	464,620.22
Viet Nam	51,437.64	44,563.00	-	5,557.88	-	-	-	5,557.88
Yemen	15,002.65	14,618.59	-	-	-	-	-	-
Yugoslavia	-	-	-	-	8,405,308.00	-	8,405,308.00	-
Zambia	2,143.23	2,088.37	-	-	-	-	-	-
Zimbabwe	17,145.88	16,706.96	-	-	-	-	-	-
<b>Total</b>	<b>\$ 180,462,679.09</b>	<b>€ 174,230,763.58</b>	<b>\$ 59,055,538.79</b>	<b>€ 53,890,770.30</b>	<b>\$ 14,432,943.66</b>	<b>€ 2,686,592.93</b>	<b>\$ 73,488,482.45</b>	<b>€ 56,577,363.23</b>

<sup>1/</sup> Of USD receipts, USD 159,167,961.21 credited to 2010 assessments, USD 21,294,717.88 to arrears. Of EUR receipts, EUR 154,944,831.72 credited to 2010 assessments, EUR 19,285,931.86 to arrears.

<sup>2/</sup> Includes advances carried forward from previous years.

**Conference Authorized Arrears Instalments - Summary**

Member Nations	Receipts		Instalments				Total Outstanding	
			Due in 2010	Due in 2010	Due in future Years	Due in future Years		
	USD	EUR	USD	EUR	USD	EUR	USD	EUR
Armenia	79,286.47	4,176.74			1,278,298.63		1,278,298.63	-
Azerbaijan	136,398.43	10,441.85			377,046.78		377,046.78	-
Burundi	32,399.34	4,429.95					-	-
Georgia	128,162.02	6,265.11	-		1,095,590.77		1,095,590.77	-
Iraq	579,761.56	81,792.89			4,380,904.27	403,738.73	4,380,904.27	403,738.73
Moldova	112,143.23	2,088.37	-		354,658.63		354,658.63	-
Seychelles	18,894.92	4,878.05	-	-	73,042.25	3,506.55	73,042.25	3,506.55
<b>Total</b>	<b>1,087,045.97</b>	<b>114,072.96</b>	-	-	<b>7,559,541.33</b>	<b>407,245.28</b>	<b>7,559,541.33</b>	<b>407,245.28</b>

## APPENDIX C

## Member Nations with Arrears of Contributions - status as at 23 November 2010

Level	Member Nation	Currency	2009	2008	2007	2006	Prior	Total Arrears
Arrears over \$1,000,000	Chile	EUR		300,449.66	403,059.54	158,362.01		861,871.21
	Peru	USD	169,220.22	169,220.22	54,185.56			392,626.00
		EUR	144,828.45	144,828.45	166,173.67			455,830.57
	United States of America	USD					1,826,227.00	1,826,227.00
	Yugoslavia	USD					8,405,308.00	8,405,308.00
			EUR	144,828.45	445,278.11	569,233.21	158,362.01	
		USD	169,220.22	169,220.22	54,185.56		10,231,535.00	10,624,161.00
Arrears \$250,000 to \$1,000,000	Antigua and Barbuda	USD	4,338.98	4,338.98	5,295.93	5,295.93	307,832.93	327,102.75
		EUR	3,713.55	3,713.55	5,303.42	5,303.42	7,013.10	25,047.04
	Comoros	USD	2,169.49	2,169.49	1,765.31	1,765.31	271,331.52	279,201.12
		EUR	1,856.77	1,856.77	1,767.81	1,767.81	3,489.12	10,738.28
	Costa Rica	EUR	59,416.80	59,416.80	54,801.96	54,801.96	10,999.00	239,436.52
	Cuba	USD	109,832.11					109,832.11
		EUR	100,265.85	100,265.85				200,531.70
	Dominican Republic	USD	52,067.76	52,067.76	44,757.30			148,892.82
		EUR	44,562.60	44,562.60	63,640.98	63,640.98	36,839.30	253,246.46
	Kyrgyzstan	USD			1,765.31	1,765.31	867,270.64	870,801.26
		EUR	150.46	1,856.77	1,767.81	1,767.81	707.56	6,250.41
	Liberia	USD					270,653.63	270,653.63
		EUR	1,856.77	1,856.77	1,767.81	1,767.81	3,489.12	10,738.28
	Sao Tome and Principe	USD	2,169.49	2,169.49	1,765.31	1,765.31	268,552.14	276,421.74
		EUR	1,856.77	1,856.77	1,767.81	1,767.81	3,489.12	10,738.28
	Somalia	USD	2,169.49	2,169.49	1,765.31	1,765.31	344,456.14	352,325.74
		EUR	1,856.77	1,856.77	1,767.81	1,767.81	3,489.12	10,738.28
		USD	13,016.94	13,016.94	8,826.55	8,826.55	426,760.80	470,447.78
	Turkmenistan	EUR	11,140.65	11,140.65	8,839.03	8,839.03	10,502.22	50,461.58
			EUR	226,676.99	228,383.30	141,424.44	141,424.44	80,017.66
		USD	185,764.26	75,932.15	65,941.02	21,183.72	2,756,857.80	3,105,678.95
Arrears less than \$250,000	Bolivia Plurinational State of	USD	13,016.94					13,016.94
		EUR	11,140.65					11,140.65
	Bulgaria	USD	43,389.80					43,389.80
		EUR	37,135.50					37,135.50
	Côte d'Ivoire	USD	19,525.41	19,525.41				39,050.82
		EUR	16,710.98	16,710.98	17,678.05	10,289.19		61,389.20
	Djibouti	USD	2,169.49	2,169.49				4,338.98
		EUR	1,856.77	1,826.77				3,683.54
	Equatorial Guinea	USD	4,338.98	2,902.81				7,241.79
		EUR		1,307.96				1,307.96
	Gabon	USD	17,355.92					17,355.92
		EUR	14,854.20					14,854.20
	Grenada	USD	2,169.49					2,169.49
		EUR	1,856.77					1,856.77
	Guatemala	EUR	59,416.80	38,739.31				98,156.11
	Guinea	EUR	482.06					482.06
	Guinea-Bissau	USD	2,169.49	2,169.49	1,765.31	1,765.31	99,042.14	106,911.74
		EUR	1,856.77	1,856.77	1,767.81	1,767.81	3,489.12	10,738.28
	Guyana	EUR	1,856.77	1,082.78				2,939.55
	Kiribati	USD			1,765.31	1,765.31		3,530.62
	Libyan Arab Jamahiriya	USD	134,508.38		73,537.77			208,046.15
	Madagascar	EUR	3,589.39					3,589.39
	Micronesia, Federated States	EUR	1,856.77	1,259.79				3,116.56
	Montenegro	USD		2,009.46				2,009.46
	Nauru	USD	246.17					246.17
		EUR	1,856.77	1,856.77	1,767.81	1,767.81	3,489.12	10,738.28
	Nicaragua	USD	4,338.98	4,338.98	1,765.31			10,443.27
		EUR	3,713.55	3,713.55	1,767.81	1,767.81	2,324.31	13,287.03
	Niger	USD	1,204.23					1,204.23
		EUR	1,856.77					1,856.77
	Pakistan	EUR	107,363.21					107,363.21
	Palau	USD	2,169.49	2,169.49	1,765.31	1,765.31	2,788.02	10,657.62
		EUR	1,856.77	1,856.77	1,767.81	1,767.81	3,489.12	10,738.28
	Saint Lucia	USD	817.32					817.32
		EUR	1,856.77					1,856.77
	Sierra Leone	USD	352.68					352.68
		EUR	1,856.77	1,856.77	1,767.81	1,767.81	3,489.12	10,738.28
	Sudan	USD	17,583.92					17,583.92
	Tajikistan	USD					115,469.79	115,469.79
	Timor-Leste	EUR	1,856.77	1,856.77	1,767.81			5,481.35
Uganda	EUR	6,508.47					6,508.47	
	EUR	181.78					181.78	
Ukraine	USD	85,372.11					85,372.11	
	EUR	83,554.88					83,554.88	
Uzbekistan	USD			7,386.42			7,386.42	
	EUR			9,920.07			9,920.07	
Venezuela, Bolivarian Republic	EUR	44,857.85					44,857.85	
		EUR	403,425.32	73,924.99	38,204.98	19,128.24	16,280.79	550,964.32
		USD	357,237.27	35,285.13	87,985.43	5,295.93	217,299.95	703,103.71
<b>Total Arrears</b>		EUR	<b>774,930.76</b>	<b>747,586.40</b>	<b>748,862.63</b>	<b>318,914.69</b>	<b>96,298.45</b>	<b>2,686,592.93</b>
<b>Total Arrears</b>		USD	<b>712,221.75</b>	<b>280,437.50</b>	<b>208,112.01</b>	<b>26,479.65</b>	<b>13,205,692.75</b>	<b>14,432,943.66</b>

---

**APPENDIX D**


---

**Arrears paid in full during Calendar Year 2010 - status as at 23 November 2010**

No	Member Nation	Arrears Paid USD	Arrears Paid EUR
1	Argentina	\$ 2,430,600.48	€ 1,886,615.50
2	Armenia	\$ 75,000.00	€ -
3	Azerbaijan	\$ 125,682.25	€ -
4	Botswana	\$ -	€ 25,994.85
5	Burundi	\$ 30,256.11	€ 2,341.58
6	Colombia	\$ -	€ 195,080.65
7	Cook Islands	\$ 2,169.49	€ 1,856.77
8	El Salvador	\$ -	€ 2,797.10
9	Georgia	\$ 121,732.31	€ -
10	Ghana	\$ -	€ 157.83
11	Honduras	\$ -	€ 1,303.73
12	Iraq	\$ 547,613.03	€ 50,467.34
13	Korea, Republic of	\$ 258,765.76	€ 4,055,196.60
14	Marshall Islands	\$ -	€ 106.31
15	Mexico	\$ -	€ 3,790,849.80
16	Moldova, Republic of	\$ 110,000.00	€ -
17	Myanmar	\$ -	€ 163.97
18	Nigeria	\$ 28,488.17	€ 64,592.08
19	Paraguay	\$ 10,847.45	€ 75,474.92
20	Philippines	\$ -	€ 3,974.00
21	Poland	\$ -	€ 731,861.80
22	Qatar	\$ -	€ 92,583.97
23	Seychelles	\$ 14,608.45	€ 701.31
24	Solomon Islands	\$ 51,376.14	€ 3,489.12
25	Spain	\$ 6,471,588.67	€ -
26	St Vincent and the Grenadines	\$ 2,169.49	€ -
27	Tunisia	\$ -	€ 620.63
28	Uruguay	\$ 58,576.23	€ -
29	Vanuatu	\$ 4,338.98	€ 3,713.54
<b>Total of all Member Nations</b>		<b>\$ 10,343,813.01</b>	<b>€ 10,989,943.40</b>

---

**APPENDIX E**


---

**Arrears paid in part during Calendar Year 2010 - status as at 23 November 2010**

No	Member Nation	Arrears Paid USD	Arrears Paid EUR	Remaining Balance USD	Remaining Balance EUR
1	Bolivia Plurinational State of	\$ 20,070.17	€ 12,201.61	\$ 13,016.94	€ 11,140.65
2	Costa Rica	\$ -	€ 4,758.67	\$ -	€ 239,436.52
3	Cuba	\$ 46,820.09	€ 81,869.15	\$ 109,832.11	€ 200,531.70
4	Equatorial Guinea	\$ -	€ 3,713.55	\$ 7,241.79	€ 1,307.96
5	Liberia	\$ 5,102.41	€ -	\$ 270,653.63	€ 10,738.28
6	Madagascar	\$ -	€ 75.74	\$ -	€ 3,589.39
7	Micronesia, Federated States	\$ -	€ 1,887.19	\$ -	€ 3,116.56
8	Pakistan	\$ 127,999.91	€ 4,627.20	\$ -	€ 107,363.21
9	Saint Lucia	\$ 1,352.17	€ -	\$ 817.32	€ 1,856.77
10	Tajikistan	\$ 14,221.26	€ 2,216.15	\$ 115,469.79	€ -
11	Ukraine	\$ 12,254.94	€ -	\$ 85,372.11	€ 83,554.88
12	United States of America	\$ 10,705,756.00	€ 8,169,810.00	\$ 1,826,227.00	€ -
13	Uzbekistan	\$ 17,327.92	€ 14,829.20	\$ 7,386.42	€ 9,920.07
<b>Total of all Member Nations</b>		<b>\$ 10,950,904.87</b>	<b>€ 8,295,988.46</b>	<b>\$ 2,436,017.11</b>	<b>€ 672,555.99</b>

## APPENDIX F

## Member Nations having made no payment in 2010 against outstanding arrears - status as at 23 November 2010

No.	Member Nation	Arrears Outstanding					Total Arrears
		2009	2008	2007	2006	Prior	
1	Antigua and Barbuda	\$ 4,338.98	\$ 4,338.98	\$ 5,295.93	\$ 5,295.93	\$ 307,832.93	\$ 327,102.75
		€ 3,713.55	€ 3,713.55	€ 5,303.42	€ 5,303.42	€ 7,013.10	€ 25,047.04
2	Bulgaria	\$ 43,389.80					\$ 43,389.80
		€ 37,135.50					€ 37,135.50
3	Chile		€ 300,449.66	€ 403,059.54	€ 158,362.01		€ 861,871.21
4	Comoros	\$ 2,169.49	\$ 2,169.49	\$ 1,765.31	\$ 1,765.31	\$ 271,331.52	\$ 279,201.12
		€ 1,856.77	€ 1,856.77	€ 1,767.81	€ 1,767.81	€ 3,489.12	€ 10,738.28
5	Côte d'Ivoire	\$ 19,525.41	\$ 19,525.41				\$ 39,050.82
		€ 16,710.98	€ 16,710.98	€ 17,678.05	€ 10,289.19		€ 61,389.20
6	Djibouti	\$ 2,169.49	\$ 2,169.49				\$ 4,338.98
		€ 1,856.77	€ 1,826.77				€ 3,683.54
7	Dominican Republic	\$ 52,067.76	\$ 52,067.76	\$ 44,757.30			\$ 148,892.82
		€ 44,562.60	€ 44,562.60	€ 63,640.98	€ 63,640.98	€ 36,839.30	€ 253,246.46
8	Gabon	\$ 17,355.92					\$ 17,355.92
		€ 14,854.20					€ 14,854.20
9	Grenada	\$ 2,169.49					\$ 2,169.49
		€ 1,856.77					€ 1,856.77
10	Guatemala						
		€ 59,416.80	€ 38,739.31				€ 98,156.11
11	Guinea						
		€ 482.06					€ 482.06
12	Guinea-Bissau	\$ 2,169.49	\$ 2,169.49	\$ 1,765.31	\$ 1,765.31	\$ 99,042.14	\$ 106,911.74
		€ 1,856.77	€ 1,856.77	€ 1,767.81	€ 1,767.81	€ 3,489.12	€ 10,738.28
13	Guyana						
		€ 1,856.77	€ 1,082.78				€ 2,939.55
14	Kiribati			\$ 1,765.31	\$ 1,765.31		\$ 3,530.62
15	Kyrgyzstan			\$ 1,765.31	\$ 1,765.31	\$ 867,270.64	\$ 870,801.26
		€ 150.46	€ 1,856.77	€ 1,767.81	€ 1,767.81	€ 707.56	€ 6,250.41
16	Libyan Arab Jamahiriya	\$ 134,508.38		\$ 73,537.77			\$ 208,046.15

No.	Member Nation	Arrears Outstanding					Total Arrears
		2009	2008	2007	2006	Prior	
17	Montenegro		\$ 2,009.46				\$ 2,009.46
18	Nauru	\$ 246.17					\$ 246.17
		€ 1,856.77	€ 1,856.77	€ 1,767.81	€ 1,767.81	€ 3,489.12	€ 10,738.28
19	Nicaragua	\$ 4,338.98	\$ 4,338.98	\$ 1,765.31			\$ 10,443.27
		€ 3,713.55	€ 3,713.55	€ 1,767.81	€ 1,767.81	€ 2,324.31	€ 13,287.03
20	Niger	\$ 1,204.23					\$ 1,204.23
		€ 1,856.77					€ 1,856.77
21	Palau	\$ 2,169.49	\$ 2,169.49	\$ 1,765.31	\$ 1,765.31	\$ 2,788.02	\$ 10,657.62
		€ 1,856.77	€ 1,856.77	€ 1,767.81	€ 1,767.81	€ 3,489.12	€ 10,738.28
22	Peru	\$ 169,220.22	\$ 169,220.22	\$ 54,185.56			\$ 392,626.00
		€ 144,828.45	€ 144,828.45	€ 166,173.67			€ 455,830.57
23	Sao Tome and Principe	\$ 2,169.49	\$ 2,169.49	\$ 1,765.31	\$ 1,765.31	\$ 268,552.14	\$ 276,421.74
		€ 1,856.77	€ 1,856.77	€ 1,767.81	€ 1,767.81	€ 3,489.12	€ 10,738.28
24	Sierra Leone	\$ 352.68					\$ 352.68
		€ 1,856.77	€ 1,856.77	€ 1,767.81	€ 1,767.81	€ 3,489.12	€ 10,738.28
25	Somalia	\$ 2,169.49	\$ 2,169.49	\$ 1,765.31	\$ 1,765.31	\$ 344,456.14	\$ 352,325.74
		€ 1,856.77	€ 1,856.77	€ 1,767.81	€ 1,767.81	€ 3,489.12	€ 10,738.28
26	Sudan	\$ 17,583.92					\$ 17,583.92
27	Timor-Leste						
		€ 1,856.77	€ 1,856.77	€ 1,767.81			€ 5,481.35
28	Turkmenistan	\$ 13,016.94	\$ 13,016.94	\$ 8,826.55	\$ 8,826.55	\$ 426,760.80	\$ 470,447.78
		€ 11,140.65	€ 11,140.65	€ 8,839.03	€ 8,839.03	€ 10,502.22	€ 50,461.58
29	Uganda	\$ 6,508.47					\$ 6,508.47
		€ 181.78					€ 181.78
30	Venezuela (Bolivarian Republic of)						
		€ 44,857.85					€ 44,857.85
31	Yugoslavia					\$ 8,405,308.00	\$ 8,405,308.00
<b>Total of all Member Nations</b>		<b>\$ 498,844.29</b>	<b>\$ 277,534.69</b>	<b>\$ 200,725.59</b>	<b>\$ 26,479.65</b>	<b>\$ 10,993,342.33</b>	<b>\$ 11,996,926.55</b>
		<b>€ 404,029.67</b>	<b>€ 583,479.23</b>	<b>€ 682,372.79</b>	<b>€ 262,344.92</b>	<b>€ 81,810.33</b>	<b>€ 2,014,036.94</b>



## APPENDIX G

## Member Nations with Potential Voting Rights Problems - status as at 23 November 2010

Member Nation	Amount in Arrears US\$	Amount in Arrears Euro	Euro Arrears Converted at Budget Rate into US\$	Consolidated Arrears Expressed in US\$	Contribution Due for Two Preceding years US\$	Contribution Due for Two Preceding years Euro	Euro Assessment Converted at Budget Rate into US\$	Consolidated Contributions Due for Two Preceding years	Minimum Payment required to Ensure Vote in US\$
1 Antigua and Barbuda	\$ 327,102.75	€ 25,047.04	\$ 31,068.58	\$ 358,171.33	\$ 8,677.96	€ 7,427.10	\$ 10,100.86	\$ 18,778.82	\$ 339,393.52
2 Comoros	\$ 279,201.12	€ 10,738.28	\$ 13,409.86	\$ 292,610.98	\$ 4,338.98	€ 3,713.54	\$ 5,050.41	\$ 9,389.39	\$ 283,222.58
3 Costa Rica	\$ -	€ 239,436.52	\$ 305,131.17	\$ 305,131.17	\$ 138,847.36	€ 118,833.60	\$ 161,613.70	\$ 300,461.06	\$ 4,671.11
4 Côte d'Ivoire	\$ 39,050.82	€ 61,389.20	\$ 78,734.88	\$ 117,785.70	\$ 39,050.82	€ 33,421.96	\$ 45,453.87	\$ 84,504.69	\$ 33,282.02
5 Dominican Republic	\$ 148,892.82	€ 253,246.46	\$ 316,514.57	\$ 465,407.39	\$ 104,135.52	€ 89,125.20	\$ 121,210.27	\$ 225,345.79	\$ 240,062.60
6 Guinea-Bissau	\$ 106,911.74	€ 10,738.28	\$ 13,409.86	\$ 120,321.60	\$ 4,338.98	€ 3,713.54	\$ 5,050.41	\$ 9,389.39	\$ 110,933.20
7 Kyrgyzstan	\$ 870,801.26	€ 6,250.41	\$ 7,779.22	\$ 878,580.48	\$ 4,338.98	€ 3,713.54	\$ 5,050.41	\$ 9,389.39	\$ 869,192.08
8 Liberia	\$ 270,653.63	€ 10,738.28	\$ 13,409.86	\$ 284,063.49	\$ 4,338.98	€ 3,713.54	\$ 5,050.41	\$ 9,389.39	\$ 274,675.09
9 Nauru	\$ 246.17	€ 10,738.28	\$ 13,409.86	\$ 13,656.03	\$ 4,338.98	€ 3,713.54	\$ 5,050.41	\$ 9,389.39	\$ 4,267.63
10 Nicaragua	\$ 10,443.27	€ 13,287.03	\$ 17,074.17	\$ 27,517.44	\$ 8,677.96	€ 7,427.10	\$ 10,100.86	\$ 18,778.82	\$ 8,739.63
11 Palau	\$ 10,657.62	€ 10,738.28	\$ 13,409.86	\$ 24,067.48	\$ 4,338.98	€ 3,713.54	\$ 5,050.41	\$ 9,389.39	\$ 14,679.08
12 Peru	\$ 392,626.00	€ 455,830.57	\$ 591,680.05	\$ 984,306.05	\$ 338,440.44	€ 289,656.90	\$ 393,933.38	\$ 732,373.82	\$ 251,933.23
13 Sao Tome and Principe	\$ 276,421.74	€ 10,738.28	\$ 13,409.86	\$ 289,831.60	\$ 4,338.98	€ 3,713.54	\$ 5,050.41	\$ 9,389.39	\$ 280,443.20
14 Sierra Leone	\$ 352.68	€ 10,738.28	\$ 13,409.86	\$ 13,762.54	\$ 4,338.98	€ 3,713.54	\$ 5,050.41	\$ 9,389.39	\$ 4,374.14
15 Somalia	\$ 352,325.74	€ 10,738.28	\$ 13,409.86	\$ 365,735.60	\$ 4,338.98	€ 3,713.54	\$ 5,050.41	\$ 9,389.39	\$ 356,347.20
16 Tajikistan	\$ 115,469.79	€ -	\$ -	\$ 115,469.79	\$ 4,338.98	€ 3,713.54	\$ 5,050.41	\$ 9,389.39	\$ 106,081.40
17 Turkmenistan	\$ 470,447.78	€ 50,461.58	\$ 63,837.10	\$ 534,284.88	\$ 26,033.88	€ 22,281.30	\$ 30,302.57	\$ 56,336.45	\$ 477,949.43
	<b>\$ 3,671,604.93</b>	<b>€ 1,190,855.05</b>	<b>\$ 1,519,098.59</b>	<b>\$ 5,190,703.52</b>	<b>\$ 707,253.74</b>	<b>€ 605,308.56</b>	<b>\$ 823,219.64</b>	<b>\$ 1,530,473.38</b>	<b>\$ 3,660,247.14</b>

## APPENDIX H

### Payment patterns of largest 15 contributors (representing approximately 84.65% of assessed contributions)

#### Current Assessments Received/Unpaid 2005-2010 (millions of USD and EUR)

	Rate	Year	Assessed	Jan	Feb	Mar	Apr	May	Jun	Jul	Aug	Sep	Oct	Nov	Dec	Unpaid at period end
United States of America	22.000%	2010 EUR	45.94													-
		2010 USD	51.05													-
	22.000%	2009 EUR	40.85												32.68	8.17
		2009 USD	53.53											42.82		10.71
	22.000%	2008 EUR	40.85												2.50	38.35
		2008 USD	53.53											37.47		16.06
	22.000%	2007 EUR	38.89												27.27	11.62
		2007 USD	41.79												29.25	12.54
	22.000%	2006 EUR	38.89												15.72	6.60
		2006 USD	41.79												22.00	19.79
22.000%	2005 EUR	38.38												16.46	21.92	-
	2005 USD	38.67														38.67
Japan	16.706%	2010 EUR	34.89				17.79			17.10						-
		2010 USD	35.80				18.26			17.54						-
	16.706%	2009 EUR	31.02	5.94				25.08								-
		2009 USD	36.24	1.22				35.02								-
	16.706%	2008 EUR	31.02								31.02					-
		2008 USD	36.24								36.24					-
	19.858%	2007 EUR	35.10							17.53				17.53		-
		2007 USD	35.06							17.55				17.55		-
	19.858%	2006 EUR	35.10											17.55	17.55	-
		2006 USD	35.06											17.53	17.53	-
	19.611%	2005 EUR	34.21											17.11		17.10
		2005 USD	33.22										16.61			16.61





Rate	Year	Assessed	Jan	Feb	Mar	Apr	May	Jun	Jul	Aug	Sep	Oct	Nov	Dec	Unpaid at period end	
<b>Canada</b>	2.992%	<b>2010 EUR</b>	6.25	6.25											-	
		<b>2010 USD</b>	6.41	6.41												-
	2.992%	<b>2009 EUR</b>	5.56	5.56												-
		<b>2009 USD</b>	6.49	6.49												-
	2.992%	<b>2008 EUR</b>	5.56	5.56												-
		<b>2008 USD</b>	6.49	6.49												-
	2.869%	<b>2007 EUR</b>	5.07		5.07											-
		<b>2007 USD</b>	5.06		5.06											-
	2.869%	<b>2006 EUR</b>	5.07	5.07												-
		<b>2006 USD</b>	5.06	5.06												-
	2.570%	<b>2005 EUR</b>	4.48	4.48												-
		<b>2005 USD</b>	4.35	4.35												-
<b>Spain</b>	2.983%	<b>2010 EUR</b>	6.23								6.23				-	
		<b>2010 USD</b>	6.39									6.39				-
	2.983%	<b>2009 EUR</b>	5.54						5.54							-
		<b>2009 USD</b>	6.47													6.47
	2.983%	<b>2008 EUR</b>	5.54			5.54										-
		<b>2008 USD</b>	6.47			6.47										-
	2.571%	<b>2007 EUR</b>	4.55						4.55							-
		<b>2007 USD</b>	4.54						4.54							-
	2.571%	<b>2006 EUR</b>	4.55		4.55											-
		<b>2006 USD</b>	4.54			4.54										-
	2.531%	<b>2005 EUR</b>	4.42						4.42							-
		<b>2005 USD</b>	4.29						4.29							-


Rate	Year	Assessed	Jan	Feb	Mar	Apr	May	Jun	Jul	Aug	Sep	Oct	Nov	Dec	Unpaid at period end
China	2.680%	<b>2010 EUR</b>	5.60				5.60								-
		<b>2010 USD</b>	5.74				5.74								-
	2.680%	<b>2009 EUR</b>	4.98				4.98								-
		<b>2009 USD</b>	5.81				5.81								-
	2.680%	<b>2008 EUR</b>	4.98						2.40				2.58		-
		<b>2008 USD</b>	5.81				5.81								-
	2.094%	<b>2007 EUR</b>	3.70						3.40		0.30				-
		<b>2007 USD</b>	3.70								2.00		1.70		-
	2.094%	<b>2006 EUR</b>	3.70									3.55	0.15		-
		<b>2006 USD</b>	3.70						3.70						-
1.539%	<b>2005 EUR</b>	2.69										2.69		-	
	<b>2005 USD</b>	2.61							2.61					-	
Mexico	2.268%	<b>2010 EUR</b>	4.74						4.74						-
		<b>2010 USD</b>	4.86						4.86						-
	2.268%	<b>2009 EUR</b>	4.21			0.26			0.16						3.79
		<b>2009 USD</b>	4.92			4.92									-
	2.268%	<b>2008 EUR</b>	4.21												4.21
		<b>2008 USD</b>	4.92												4.92
	1.921%	<b>2007 EUR</b>	3.40												3.40
		<b>2007 USD</b>	3.39	1.32	1.69			0.12							0.26
	1.921%	<b>2006 EUR</b>	3.40												3.40
		<b>2006 USD</b>	3.39					0.07	0.48	0.48	0.49	0.50	0.50	0.49	0.38
1.091%	<b>2005 EUR</b>	1.90	1.90											-	
	<b>2005 USD</b>	1.85		0.34							0.74			0.77	



	Rate	Year	Assessed	Jan	Feb	Mar	Apr	May	Jun	Jul	Aug	Sep	Oct	Nov	Dec	Unpaid at period end
<b>Australia</b>	1.796%	<b>2010 EUR</b>	3.75							3.75						-
		<b>2010 USD</b>	3.85							3.85						-
	1.796%	<b>2009 EUR</b>	3.33								3.33					-
		<b>2009 USD</b>	3.90								3.90					-
	1.796%	<b>2008 EUR</b>	3.33									3.33				-
		<b>2008 USD</b>	3.90								3.90					-
	1.624%	<b>2007 EUR</b>	2.87								2.87					-
		<b>2007 USD</b>	2.87								2.87					-
	1.624%	<b>2006 EUR</b>	2.87								2.87					-
		<b>2006 USD</b>	2.87							2.87						-
1.635%	<b>2005 EUR</b>	2.85								2.85					-	
	<b>2005 USD</b>	2.77								2.77					-	
<b>Switzerland</b>	1.222%	<b>2010 EUR</b>	2.55		2.55											-
		<b>2010 USD</b>	2.62			2.62										-
	1.222%	<b>2009 EUR</b>	2.27		2.27											-
		<b>2009 USD</b>	2.65		2.65											-
	1.222%	<b>2008 EUR</b>	2.27		2.14						0.13					-
		<b>2008 USD</b>	2.65		2.24							0.41				-
	1.221%	<b>2007 EUR</b>	2.16		2.16											-
		<b>2007 USD</b>	2.16		2.16											-
	1.221%	<b>2006 EUR</b>	2.16			2.16										-
		<b>2006 USD</b>	2.16			2.16										-
1.280%	<b>2005 EUR</b>	2.23			2.23										-	
	<b>2005 USD</b>	2.17			2.17										-	
<b>Russian Federation</b>	1.206%	<b>2010 EUR</b>	2.51			2.51										-
		<b>2010 USD</b>	2.58			2.58										-
	1.206%	<b>2009 EUR</b>	2.24	2.24												-
		<b>2009 USD</b>	2.62	2.62												-
	1.206%	<b>2008 EUR</b>	2.24		2.24											-
		<b>2008 USD</b>	2.62		2.62											-
	1.106%	<b>2007 EUR</b>	1.96			1.96										-
		<b>2007 USD</b>	1.95			1.95										-
	1.106%	<b>2006 EUR</b>	1.47								1.47					-
		<b>2006 USD</b>	1.46								1.46					-



## APPENDIX I

 <b>Food and Agriculture Organization of the United Nations</b> <b>Regular Programme Contributions</b> <b>Largest 25 Contributors</b> <b>Status as at: 23 November 2010</b>										
Member Nations	Assessment Rate	Amounts received year to date (*)		Contributions Outstanding (**)						
				Relating to 2010 Assessments		Arrears: 2009 & prior		Total		
		USD	EUR	USD	EUR	USD	EUR	USD	EUR	
1 United States of America	22.000%	10,705,756.00	8,169,810.00	51,051,170.00	45,944,140.00	1,826,227.00	-	52,877,397.00	45,944,140.00	
2 Japan	16.706%	35,804,883.91	34,888,309.22	-	-	-	-	-	-	
3 Germany	8.619%	18,472,542.47	17,999,661.03	-	-	-	-	-	-	
4 United Kingdom	6.675%	14,306,093.63	13,939,869.75	-	-	-	-	-	-	
5 France	6.332%	13,570,964.02	13,223,558.84	-	-	-	-	-	-	
6 Italy	5.104%	10,939,071.44	10,415,247.75	-	243,792.73	-	-	-	243,792.73	
7 Canada	2.992%	6,412,559.12	6,248,403.04	-	-	-	-	-	-	
8 Spain	2.983%	12,864,858.68	6,229,607.71	-	-	-	-	-	-	
9 China	2.680%	5,743,869.80	5,596,831.60	-	-	-	-	-	-	
10 Mexico	2.268%	4,860,856.98	8,527,272.96	-	-	-	-	-	-	
11 Korea, Republic of	2.184%	258,765.76	4,055,196.60	4,680,825.24	4,561,000.08	-	-	4,680,825.24	4,561,000.08	
12 Netherlands	1.882%	4,033,568.27	3,930,312.34	-	-	-	-	-	-	
13 Australia	1.796%	3,849,250.06	3,750,712.52	-	-	-	-	-	-	
14 Switzerland	1.222%	2,619,033.17	2,551,988.14	-	-	-	-	-	-	
15 Russian Federation	1.206%	2,584,741.41	2,518,574.22	-	-	-	-	-	-	
16 Belgium	1.108%	2,374,704.38	2,313,913.96	-	-	-	-	-	-	
17 Sweden	1.076%	2,306,120.86	2,247,086.12	-	-	-	-	-	-	
18 Austria	0.891%	1,909,622.39	1,607,639.53	-	253,098.14	-	-	-	253,098.14	
19 Brazil	0.880%	1,886,046.80	1,837,765.60	-	-	-	-	-	-	
20 Norway	0.786%	1,684,582.71	1,641,458.82	-	-	-	-	-	-	
21 Saudi Arabia	0.752%	1,611,712.72	1,570,454.24	-	-	-	-	-	-	
22 Denmark	0.743%	1,592,423.61	1,551,658.91	-	-	-	-	-	-	
23 Greece	0.599%	1,283,797.77	1,250,933.63	-	-	-	-	-	-	
24 Finland	0.567%	1,215,214.25	1,184,105.79	-	-	-	-	-	-	
25 Portugal	0.530%	1,135,914.55	1,106,836.10	-	-	-	-	-	-	
<b>Total Largest 25 Contributors</b>	<b>92.581%</b>	<b>164,026,954.76</b>	<b>158,357,208.42</b>	<b>55,731,995.24</b>	<b>51,002,030.95</b>	<b>1,826,227.00</b>	<b>-</b>	<b>57,558,222.24</b>	<b>51,002,030.95</b>	
<b>All other Member Nations</b>	<b>7.419%</b>	<b>16,435,724.33</b>	<b>15,873,555.16</b>	<b>3,323,543.55</b>	<b>2,888,739.35</b>	<b>12,606,716.66</b>	<b>2,686,592.93</b>	<b>15,930,260.21</b>	<b>5,575,332.28</b>	
<b>Total</b>	<b>100.000%</b>	<b>180,462,679.09</b>	<b>174,230,763.58</b>	<b>59,055,538.79</b>	<b>53,890,770.30</b>	<b>14,432,943.66</b>	<b>2,686,592.93</b>	<b>73,488,482.45</b>	<b>56,577,363.23</b>	

(\*) includes advances from 2009

(\*\*) excludes Conference authorized instalments due after 2010 of USD 7,559,541.33 and EUR 407,245.28