


November 2011



COUNCIL

Hundred and Forty-third Session

Rome, 28 November - 2 December 2011

Status of Contributions and Arrears as at 21 November 2011

Executive Summary

The document presents the Status of Contributions to the Regular Programme as at 21 November 2011 showing receipts of current assessments and arrears presented as follows:

- **Appendix A** - Summary status of contributions to the Regular Programme as at 21 November 2011;
- **Appendix B** - Regular Programme Contributions as at 21 November 2011;
- **Appendix C** - Member Nations with Arrears of Contributions as at 21 November 2011;
- **Appendix D** - Arrears paid in full during Calendar Year 2011 as at 21 November 2011;
- **Appendix E** - Arrears paid in part during Calendar Year 2011 as at 21 November 2011;
- **Appendix F** - Member Nations having made no payment in 2011 against outstanding arrears as at 21 November 2011;
- **Appendix G** - Member Nations with Potential Voting Rights Problems as at 21 November 2011;
- **Appendix H** - Payment patterns of largest 15 contributors;
- **Appendix I** - Largest 25 Contributors as at 21 November 2011.

Queries on the substantive content of this document may be addressed to:

Mr Nicholas Nelson

Officer in Charge, Finance Division

Tel: +3906 5705 6040

Appendix A

Summary Status of Contributions to the Regular Programme ^{a b}

	Currency	2011	2010 (for comparison)
1. Amounts outstanding on 1 January			
Current Assessments ^c	USD	218,223,500.00	218,223,500.00
	EUR	208,837,000.00	208,837,000.00
Contributions in arrears ^d	USD	32,209,521.86	35,727,661.54
	EUR	14,228,516.15	21,972,524.79
Total	USD	250,433,021.86	253,951,161.54
	EUR	223,065,516.15	230,809,524.79
2. Receipts 1 January to 21 November			
Current Assessments	USD	194,790,256.16	159,161,573.27
	EUR	154,177,197.36	154,946,229.70
Contributions in arrears	USD	17,274,538.37	21,294,717.88
	EUR	11,926,219.17	19,285,856.12
Instalments due in future years	USD	3,818,593.24	-
	EUR	353,271.39	-
Total	USD	215,883,387.77	180,456,291.15
	EUR	166,456,687.92	174,232,085.82
3. Amounts outstanding at 21 November			
Current Assessments	USD	23,433,243.84	59,061,926.73
	EUR	54,659,802.64	53,890,770.30
Contributions in arrears	USD	14,934,983.49	14,432,943.66
	EUR	2,302,296.98	2,686,668.67
Total	USD	38,368,227.33	73,494,870.39
	EUR	56,962,099.62	56,577,438.97
4. Instalments due in future Years			
	USD	2,746,312.02	7,559,541.33
	EUR	2,805.24	407,245.28
Total Outstanding	USD	41,114,539.35	81,054,411.72
	EUR	56,964,904.86	56,984,684.25

Footnotes:

a) Appendix B sets out full details of receipts during 1 January 2011 - 21 November 2011.

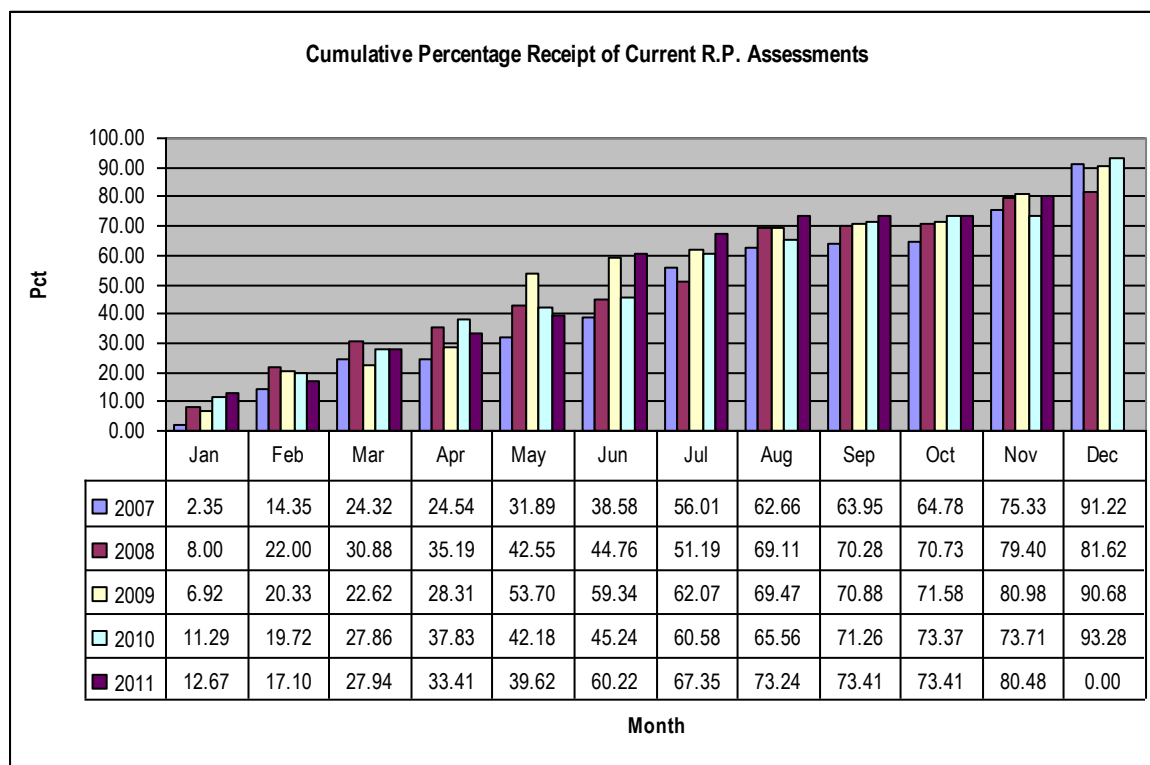
b) Contributions in arrears include amounts due under Conference authorized instalment plans.

c) Of which USD3,900,000 relates to the Tax Equalization Fund for 2010 and USD3,900,000 for 2011.

d) Contributions in arrears at 1 January includes the previous year end balance carried forward plus arrears instalments due 1 January, less any new instalment plans approved by the Conference and New Member contributions where applicable.

Current Assessments

1. The following statistics show the cumulative percentage receipts of current assessments over the past five years.



Receipt figures are the aggregate of USD and EUR receipts. All figures are at month end, except November 2011, which is at 21 November 2011.

2. The position of the 2011 assessments of Member Nations at 21 November compared to the same date during the five preceding years was as follows:

Number of Member Nations

	2011 USD	2011 EUR	2010 USD	2010 EUR	2009 USD	2009 EUR	2008 USD	2008 EUR	2007 USD	2007 EUR	2006 USD	2006 EUR
Paid in full	145	130	135	128	144	132	137	126	138	125	122	100
Part paid	6	17	8	20	5	15	10	8	8	13	13	22
No payment	40	44	48	43	42	44	44	57	42	50	53	66
Total	<u>191</u>	<u>191</u>	<u>191</u>	<u>191</u>	<u>191</u>	<u>191</u>	<u>191</u>	<u>191</u>	<u>188</u>	<u>188</u>	<u>188</u>	<u>188</u>

Contributions in arrears

3. The position of Member Nations with arrears of contributions at 21 November 2011 was as follows:

Number of Member Nations

With arrears at 1 January 2011	76	
Arrears paid in full (<i>Appendix D</i>)		36
Arrears partially paid (<i>Appendix E</i>)		22
No payment (<i>Appendix F</i>)		18
With arrears at 21 November 2011 (<i>Appendix C</i>)	40	

Additional Information regarding Arrears due at 21 November 2011

- The total arrears at 21 November 2011 was USD 14,934,983.49 and EUR 2,302,296.98 (*Appendix B/Appendix C*) equivalent to 3.50% of current assessments.
- Three Member Nations had arrears in excess of USD 1 million (*Appendix C*).
- Arrears exceeding USD 1 million accounted for 66.30% of the total arrears due.
- Eleven Member Nations had arrears in such amounts as to jeopardise their right to vote in accordance with Article III.4 of the Constitution (*Appendix G*).
- The total of 40 Member Nations in arrears at 21 November 2011 was lower than the figure of 44 as at 21 November 2010.

Regular Programme Contributions
Status As at 21 November 2011

Member Nations	Receipts: ¹		Outstanding Contributions				Total Outstanding	
	Amounts received year to date ²		Relating to 2011 Assessments		Arrears: 2010 and prior assessments			
	USD	EUR	USD	EUR	USD	EUR	USD	EUR
Afghanistan	2,143.24	2,088.37	-	-	-	-	-	-
Albania	12,859.41	12,530.22	-	-	-	-	-	-
Algeria	184,318.21	179,599.82	-	-	-	-	-	-
Andorra	17,145.88	16,706.96	17,145.88	16,706.96	-	-	17,145.88	16,706.96
Angola	6,429.71	6,265.11	-	-	-	-	-	-
Antigua and Barbuda	12,962.47	-	4,286.47	4,176.74	318,426.75	29,223.78	322,713.22	33,400.52
Argentina	700,837.85	682,896.99	-	-	-	-	-	-
Armenia	79,287.00	4,176.74	-	-	-	-	-	-
Australia	3,849,250.06	3,750,712.52	-	-	-	-	-	-
Austria	1,909,622.39	2,113,835.81	-	-	-	-	-	-
Azerbaijan	136,398.43	10,441.85	-	-	-	-	-	-
Bahamas	34,291.76	33,413.92	-	-	-	-	-	-
Bahrain	70,726.76	68,916.21	-	-	-	-	-	-
Bangladesh	21,432.35	20,883.70	-	-	-	-	-	-
Barbados	19,289.12	18,795.33	-	-	-	-	-	-
Belarus	42,864.70	41,767.40	-	-	-	-	-	-
Belgium	2,374,704.38	2,313,913.96	-	-	-	-	-	-
Belize	2,143.23	2,088.37	-	-	-	-	-	-
Benin	2,143.23	2,088.37	-	-	-	-	-	-
Bhutan	2,143.23	2,088.37	-	-	-	-	-	-
Bolivia Plurinational State of	38,735.76	23,670.87	-	12,530.22	-	-	-	12,530.22
Bosnia and Herzegovina	12,859.41	12,530.22	-	-	-	-	-	-
Botswana	30,005.29	29,237.18	-	-	-	-	-	-
Brazil	1,886,046.80	1,837,765.60	-	-	-	-	-	-
Bulgaria	43,389.80	37,135.50	42,864.70	41,767.40	42,864.70	41,767.40	85,729.40	83,534.80
Burkina Faso	4,286.47	4,176.74	-	-	-	-	-	-
Burundi	2,143.23	2,088.37	-	-	-	-	-	-
Cambodia	2,143.23	2,088.37	-	-	-	-	-	-
Cameroon	23,038.79	26,723.85	-	10,794.95	-	-	-	10,794.95
Canada	6,412,559.12	6,248,403.04	-	-	-	-	-	-
Cape Verde	145.71	-	1,997.52	2,088.37	-	-	1,997.52	2,088.37
Central African Republic	2,143.23	2,088.37	-	-	-	-	-	-
Chad	2,143.23	2,088.37	-	-	-	-	-	-
Chile	347,204.07	338,315.94	-	-	-	-	-	-
China	5,743,869.80	5,596,831.60	-	-	-	-	-	-
Colombia	227,182.91	214,948.03	-	6,419.19	-	-	-	6,419.19
Comoros	-	-	2,143.23	2,088.37	281,344.35	12,826.65	283,487.58	14,915.02
Congo	2,143.23	2,088.37	-	-	-	-	-	-
Cook Islands	4,286.47	3,945.13	-	-	-	-	-	-
Costa Rica	50,117.70	72,085.53	68,583.52	66,827.84	-	234,178.83	68,583.52	301,006.67
Croatia	107,161.75	104,418.50	-	-	-	-	-	-
Cuba	109,832.11	35,839.23	115,734.69	112,771.98	115,734.69	177,903.88	231,469.38	290,675.86
Cyprus	94,302.34	91,888.28	-	-	-	-	-	-
Czech Republic	604,392.27	588,920.34	-	-	-	-	-	-
Côte d'Ivoire	77,052.95	98,979.86	576.11	-	-	-	576.11	-
D.P.Rep. of Korea	15,002.65	14,618.59	-	-	-	-	-	-
Democratic Republic of Congo	6,429.71	2,510.75	-	4,550.70	-	-	-	4,550.70

Regular Programme Contributions
Status As at 21 November 2011

Member Nations	Receipts: ¹		Outstanding Contributions				Total Outstanding	
	Amounts received year to date ²		Relating to 2011 Assessments		Arrears: 2010 and prior assessments			
	USD	EUR	USD	EUR	USD	EUR	USD	EUR
Denmark	1,592,423.61	1,551,658.91	-	-	-	-	-	-
Djibouti	-	-	2,143.23	2,088.37	4,338.98	3,683.54	6,482.21	5,771.91
Dominica	-	-	2,143.24	2,088.37	2,143.23	2,088.37	4,286.47	4,176.74
Dominican Republic	95,516.82	49,796.54	51,437.64	50,120.88	104,813.64	253,570.80	156,251.28	303,691.68
Ecuador	45,007.94	39,589.20	-	4,266.57	-	-	-	4,266.57
Egypt	190,747.92	185,864.93	-	-	-	-	-	-
El Salvador	42,864.70	41,356.90	-	410.50	-	-	-	410.50
Equatorial Guinea	-	-	4,286.47	4,176.74	11,528.26	2,152.77	15,814.73	6,329.51
Eritrea	2,143.24	2,088.37	-	-	-	-	-	-
Estonia	34,291.76	33,413.92	-	-	-	-	-	-
Ethiopia	6,429.71	6,265.11	-	-	-	-	-	-
Fiji	6,429.71	6,265.11	-	-	-	-	-	-
Finland	1,215,214.25	1,184,105.79	-	-	-	-	-	-
France	13,570,964.02	13,223,558.84	-	-	-	-	-	-
Gabon	17,145.88	23,411.11	-	-	-	-	-	-
Gambia	2,143.24	2,088.37	-	-	-	-	-	-
Georgia	128,162.02	6,265.11	-	-	-	-	-	-
Germany	18,472,542.47	17,999,661.03	-	-	-	-	-	-
Ghana	17,145.88	9,437.69	-	-	-	-	-	-
Greece	1,283,797.77	1,250,933.63	-	-	-	-	-	-
Grenada	-	200.00	2,143.24	2,088.37	4,312.72	3,745.14	6,455.96	5,833.51
Guatemala	-	101,271.14	68,583.52	66,827.84	68,583.52	63,712.81	137,167.04	130,540.65
Guinea	-	-	2,143.24	2,088.37	2,143.23	2,570.43	4,286.47	4,658.80
Guinea-Bissau	-	-	2,143.24	2,088.37	109,054.97	12,826.65	111,198.21	14,915.02
Guyana	-	3,188.25	2,143.24	2,088.37	-	1,839.67	2,143.24	3,928.04
Haiti	4,286.47	4,176.74	-	-	-	-	-	-
Honduras	10,716.18	11,114.13	-	747.21	-	-	-	747.21
Hungary	525,092.58	511,650.65	-	-	-	-	-	-
Iceland	79,299.70	77,269.69	-	-	-	-	-	-
India	968,742.22	943,943.24	-	-	-	-	-	-
Indonesia	347,204.07	338,315.94	-	-	-	-	-	-
Iran, Islamic Republic of	387,925.54	486,428.73	387,925.54	269,561.21	-	-	387,925.54	269,561.21
Iraq	4,398,354.27	403,738.73	-	31,325.55	-	-	-	31,325.55
Ireland	958,026.05	933,501.39	-	-	-	-	-	-
Israel	902,301.94	879,203.77	-	-	-	-	-	-
Italy	10,939,071.44	10,810,814.46	-	92,018.75	-	-	-	92,018.75
Jamaica	21,432.35	20,883.70	-	-	-	-	-	-
Japan	35,804,883.91	34,888,309.22	-	-	-	-	-	-
Jordan	25,718.82	25,060.44	-	-	-	-	-	-
Kazakhstan	62,153.82	60,466.49	-	96.24	-	-	-	96.24
Kenya	21,432.35	11,643.97	-	9,239.73	-	-	-	9,239.73
Kiribati	-	2,088.37	2,143.24	-	3,530.62	-	5,673.86	-
Korea, Republic of	3,663,175.37	-	4,680,825.24	4,561,000.08	-	-	4,680,825.24	4,561,000.08
Kuwait	392,212.01	382,171.71	-	-	-	-	-	-
Kyrgyzstan	2,143.24	2,528.37	-	-	870,801.26	1,392.40	870,801.26	1,392.40
Lao People's Democratic Rep.	2,143.24	2,088.37	-	-	-	-	-	-
Latvia	38,578.23	37,590.66	-	-	-	-	-	-

Regular Programme Contributions
Status As at 21 November 2011

Member Nations	Receipts: ¹		Outstanding Contributions				Total Outstanding	
	Amounts received year to date ²		Relating to 2011 Assessments		Arrears: 2010 and prior assessments			
	USD	EUR	USD	EUR	USD	EUR	USD	EUR
Lebanon	72,869.99	71,004.58	-	-	-	-	-	-
Lesotho	2,143.24	2,088.37	-	-	-	-	-	-
Liberia	106,959.61	2,088.37	2,143.24	2,088.37	165,837.25	10,738.28	167,980.49	12,826.65
Libyan Arab Jamahiriya	206,018.23	-	132,880.57	129,478.94	134,908.49	34,307.50	267,789.06	163,786.44
Lithuania	66,440.29	64,739.47	-	-	-	-	-	-
Luxembourg	184,318.21	179,599.82	-	-	-	-	-	-
Madagascar	4,286.47	11,942.87	-	-	-	-	-	-
Malawi	4,286.43	4,176.30	-	-	-	-	-	-
Malaysia	409,357.89	398,878.67	-	-	-	-	-	-
Maldives	2,143.24	2,088.37	-	-	-	-	-	-
Mali	2,143.24	2,088.37	-	-	-	-	-	-
Malta	36,427.99	35,502.29	36,435.00	35,416.33	-	-	36,435.00	35,416.33
Marshall Islands	2,143.24	-	-	2,088.37	-	673.47	-	2,761.84
Mauritania	2,237.18	2,146.87	-	-	-	-	-	-
Mauritius	23,575.59	22,972.07	-	-	-	-	-	-
Mexico	4,860,856.98	4,736,423.16	-	-	-	-	-	-
Micronesia, Federated States	-	-	2,143.24	2,088.37	-	5,204.93	2,143.24	7,293.30
Moldova, Republic of	112,143.24	2,088.37	-	-	-	-	-	-
Monaco	6,429.71	6,265.11	-	-	-	-	-	-
Mongolia	2,143.24	2,088.37	-	-	-	-	-	-
Montenegro	4,152.70	2,088.37	-	-	-	-	-	-
Morocco	90,015.87	87,711.54	-	-	-	-	-	-
Mozambique	2,143.24	2,088.37	-	-	-	-	-	-
Myanmar	10,716.18	10,441.85	-	-	-	-	-	-
Namibia	12,859.41	12,530.22	-	-	-	-	-	-
Nauru	1,868.24	8,881.51	2,143.24	2,088.37	521.16	3,945.14	2,664.40	6,033.51
Nepal	6,429.71	6,265.11	-	6,265.11	-	-	-	6,265.11
Netherlands	4,033,568.27	3,930,312.34	-	-	-	-	-	-
New Zealand	550,811.40	536,711.09	-	-	-	-	-	-
Nicaragua	19,016.21	21,640.51	-	-	-	-	-	-
Niger	-	-	2,143.24	2,088.37	3,347.46	3,945.14	5,490.70	6,033.51
Nigeria	102,101.23	94,055.53	774.05	6,186.23	-	-	774.05	6,186.23
Niue	-	3,341.85	2,143.24	-	2,142.83	-	4,286.07	-
Norway	1,684,582.71	1,641,458.82	-	-	-	-	-	-
Oman	156,456.16	152,451.01	-	-	-	-	-	-
Pakistan	126,450.87	102,174.12	-	123,213.83	-	128,402.92	-	251,616.75
Palau	-	-	2,143.24	2,088.37	12,800.85	12,826.65	14,944.09	14,915.02
Panama	49,294.41	46,520.29	-	1,512.22	-	-	-	1,512.22
Papua New Guinea	4,286.47	4,176.74	-	-	-	-	-	-
Paraguay	10,716.18	20,761.23	-	-	-	-	-	-
Peru	726,970.66	101,535.91	-	162,892.86	-	517,187.52	-	680,080.38
Philippines	167,172.33	162,892.86	-	-	-	-	-	-
Poland	-	480,000.00	1,080,190.44	1,052,538.48	1,080,190.44	518,098.03	2,160,380.88	1,570,636.51
Portugal	-	-	1,135,914.55	1,106,836.10	-	-	1,135,914.55	1,106,836.10
Qatar	184,318.21	179,599.82	-	-	-	-	-	-
Romania	150,026.45	146,185.90	-	-	-	-	-	-
Russian Federation	2,584,741.41	2,518,574.22	-	-	-	-	-	-

Regular Programme Contributions
Status As at 21 November 2011

Member Nations	Receipts: ¹		Outstanding Contributions				Total Outstanding	
	Amounts received year to date ²		Relating to 2011 Assessments		Arrears: 2010 and prior assessments			
	USD	EUR	USD	EUR	USD	EUR	USD	EUR
Rwanda	2,143.24	2,088.37	-	-	-	-	-	-
Saint Lucia	-	-	2,143.24	2,088.37	817.32	1,856.77	2,960.56	3,945.14
Samoa	2,143.24	2,088.37	-	-	-	-	-	-
San Marino	6,429.71	6,265.11	-	-	-	-	-	-
Sao Tome and Principe	48,120.00	-	2,143.24	2,088.37	230,444.97	12,826.65	232,588.21	14,915.02
Saudi Arabia	1,611,712.72	1,570,454.24	-	-	-	-	-	-
Senegal	8,572.94	8,353.48	-	-	-	-	-	-
Serbia	-	-	45,007.94	43,855.77	45,007.94	-	90,015.88	43,855.77
Seychelles	4,286.47	4,176.74	-	-	14,608.45	701.31	14,608.45	701.31
Sierra Leone	4,639.15	14,915.02	-	-	-	-	-	-
Slovakia	135,023.81	131,567.31	-	-	-	-	-	-
Slovenia	207,893.80	202,571.89	-	-	-	-	-	-
Solomon Islands	2,143.24	2,088.37	-	-	-	-	-	-
Somalia	-	-	2,143.24	2,088.37	354,468.97	12,826.65	356,612.21	14,915.02
South Africa	625,824.62	609,804.04	-	-	-	-	-	-
Spain	6,393,270.01	6,229,607.71	-	-	-	-	-	-
Sri Lanka	34,291.76	33,413.92	-	-	-	-	-	-
St Kitts and Nevis	4,286.47	2,088.37	-	-	-	-	-	-
St Vincent and the Grenadines	2,143.24	2,088.37	-	-	-	-	-	-
Sudan	39,016.27	8,364.40	-	12,519.30	-	-	-	12,519.30
Suriname	2,143.24	2,088.37	-	-	-	-	-	-
Swaziland	-	-	4,286.47	4,176.74	-	-	4,286.47	4,176.74
Sweden	2,306,120.86	2,247,086.12	-	-	-	-	-	-
Switzerland	2,619,033.17	2,551,988.14	-	-	-	-	-	-
Syrian Arab Republic	34,291.76	33,413.92	-	-	-	-	-	-
Tajikistan	8,100.44	2,088.37	2,143.24	-	107,369.35	-	109,512.59	-
Tanzania, United Republic of	12,601.42	12,909.65	257.99	175.44	-	-	257.99	175.44
Thailand	400,784.95	390,525.19	-	-	-	-	-	-
The Former Yug. Rep. Of Macedonia	-	-	10,716.18	10,441.85	10,716.18	10,441.85	21,432.36	20,883.70
Timor-Leste	4,286.47	9,658.09	-	-	-	-	-	-
Togo	2,143.23	2,088.37	2,143.24	-	-	-	2,143.24	-
Tonga	2,143.24	2,088.37	-	-	-	-	-	-
Trinidad and Tobago	57,867.35	56,385.99	-	-	-	-	-	-
Tunisia	66,440.29	73,937.92	-	-	-	-	-	-
Turkey	820,859.01	799,845.71	-	-	-	-	-	-
Turkmenistan	-	-	12,859.41	12,530.22	483,307.19	62,991.80	496,166.60	75,522.02
Tuvalu	-	-	2,143.24	2,088.37	-	-	2,143.24	2,088.37
Uganda	19,367.89	12,712.00	-	-	-	-	-	-
Ukraine	71,865.39	67,020.29	96,445.58	93,976.65	109,952.30	110,511.24	206,397.88	204,487.89
United Arab Emirates	651,543.44	634,864.48	-	-	-	-	-	-
United Kingdom	14,306,093.63	13,939,869.75	-	-	-	-	-	-
United States of America	45,946,053.00	9,188,828.00	15,315,351.00	45,944,140.00	1,826,227.00	-	17,141,578.00	45,944,140.00
Uruguay	57,868.00	-	57,866.70	56,385.99	-	-	57,866.70	56,385.99
Uzbekistan	17,145.88	16,706.96	17,145.88	16,706.96	7,386.42	9,920.07	24,532.30	26,627.03
Vanuatu	4,286.47	4,176.74	-	-	-	-	-	-
Venezuela, Bolivarian Republic	861,580.48	463,212.28	-	419,762.37	-	1,407.94	-	421,170.31
Viet Nam	51,437.64	50,120.88	-	-	-	-	-	-

Regular Programme Contributions
Status As at 21 November 2011

Member Nations	Receipts: ¹		Outstanding Contributions				Total Outstanding	
	Amounts received year to date ²		Relating to 2011 Assessments		Arrears: 2010 and prior assessments			
	USD	EUR	USD	EUR	USD	EUR	USD	EUR
Yemen	15,002.20	14,458.16	-	160.43	-	-	-	160.43
Yugoslavia	-	-	-	-	8,405,308.00	-	8,405,308.00	-
Zambia	2,143.24	2,088.37	-	-	-	-	-	-
Zimbabwe	17,145.88	4.08	-	16,702.88	-	-	-	16,702.88
Total	\$ 215,883,387.77	€ 166,456,687.92	\$ 23,433,243.84	€ 54,659,802.64	\$ 14,934,983.49	€ 2,302,296.98	\$ 38,368,227.33	€ 56,962,099.62

^{1/} Of total USD receipts, USD 194,790,256.16 credited to 2011 assessments, USD 17,274,538.37 to arrears and USD 3,818,593.24 for instalments due in future years. Of total EUR receipts, EUR 154,177,197.36 credited to 2011 assessments, EUR 11,926,219.17 to arrears and EUR 353,271.39 for Instalments due in future years.

^{2/} Includes advances carried forward from previous years and receipts of Instalments due in future years.

Conference Authorized Arrears Instalments - Summary

Member Nations	Receipts		Instalments				Total Outstanding	
	USD	EUR	Due in 2011		Due in future Years		USD	EUR
			USD	EUR	USD	EUR		
Armenia	75,000.00	-	-	-	1,203,298.10	-	1,203,298.10	-
Azerbaijan	125,682.25	-	-	-	251,364.50	-	251,364.50	-
Georgia	121,732.31	-	-	-	973,858.46	-	973,858.46	-
Iraq	547,613.03	50,467.34	-	-	14,698.53	-	14,698.53	-
Moldova	110,000.00	-	-	-	244,658.63	-	244,658.63	-
Seychelles	-	-	14,608.45	701.31	58,433.80	2,805.24	73,042.25	3,506.55
Total	980,027.59	50,467.34	14,608.45	701.31	2,746,312.02	2,805.24	2,760,920.47	3,506.55

Member Nations with Arrears of Contributions as at 21 November 2011

	Member Nation	Arrears Outstanding					Total Arrears
		2010	2009	2008	2007	Prior	
1	Poland	\$ 1,080,190.44					\$ 1,080,190.44
2	United States of America	€ 518,098.03				\$ 1,826,227.00	€ 518,098.03 \$ 1,826,227.00
3	Yugoslavia					\$ 8,405,308.00	€ - \$ 8,405,308.00
	Arrears over \$1,000,000	\$ 1,080,190.44	\$ -	\$ -	\$ -	\$ 10,231,535.00	\$ 11,311,725.44
		€ 518,098.03	€ -	€ -	€ -	€ -	€ 518,098.03
4	Antigua and Barbuda	\$ 4,286.47	\$ 4,338.98	\$ 4,338.98	\$ 5,295.93	\$ 300,166.39	\$ 318,426.75
		€ 4,176.74	€ 3,713.55	€ 3,713.55	€ 5,303.42	€ 12,316.52	€ 29,223.78
5	Comoros	\$ 2,143.23	\$ 2,169.49	\$ 2,169.49	\$ 1,765.31	\$ 273,096.83	\$ 281,344.35
		€ 2,088.37	€ 1,856.77	€ 1,856.77	€ 1,767.81	€ 5,256.93	€ 12,826.65
6	Costa Rica						
		€ 66,827.84	€ 51,648.00		€ 54,801.96	€ 60,901.03	€ 234,178.83
7	Cuba	\$ 115,734.69					\$ 115,734.69
		€ 112,771.98	€ 65,131.90				€ 177,903.88
8	Dominican Republic	\$ 51,437.64	\$ 52,067.76	\$ 1,308.24			\$ 104,813.64
		€ 50,120.88	€ 44,562.60	€ 44,562.60	€ 63,640.98	€ 50,683.74	€ 253,570.80
9	Kyrgyzstan					\$ 869,035.95	\$ 870,801.26
						€ 1,392.40	€ 1,392.40
10	Peru						
		€ 162,892.86	€ 144,828.45	€ 144,828.45	€ 64,637.76		€ 517,187.52
11	Somalia	\$ 2,143.23	\$ 2,169.49	\$ 2,169.49	\$ 1,765.31	\$ 346,221.45	\$ 354,468.97
		€ 2,088.37	€ 1,856.77	€ 1,856.77	€ 1,767.81	€ 5,256.93	€ 12,826.65
12	Turkmenistan	\$ 12,859.41	\$ 13,016.94	\$ 13,016.94	\$ 8,826.55	\$ 435,587.35	\$ 483,307.19
		€ 12,530.22	€ 11,140.65	€ 11,140.65	€ 8,839.03	€ 19,341.25	€ 62,991.80
13	Ukraine	\$ 96,445.58	\$ 13,506.72				\$ 109,952.30
		€ 93,976.65	€ 16,534.59				€ 110,511.24
	Arrears \$250,000 to \$1,000,000	\$ 285,050.25	\$ 87,269.38	\$ 23,003.14	\$ 19,418.41	\$ 2,224,107.97	\$ 2,638,849.15
		€ 507,473.91	€ 341,273.28	€ 207,958.79	€ 200,758.77	€ 155,148.80	€ 1,412,613.55
14	Bulgaria	\$ 42,864.70					\$ 42,864.70
		€ 41,767.40					€ 41,767.40
15	Djibouti		\$ 2,169.49	\$ 2,169.49			\$ 4,338.98
			€ 1,856.77	€ 1,826.77			€ 3,683.54
16	Dominica	\$ 2,143.23					\$ 2,143.23
		€ 2,088.37					€ 2,088.37
17	Equatorial Guinea	\$ 4,286.47	\$ 4,338.98	\$ 2,902.81			\$ 11,528.26
		€ 844.81		€ 1,307.96			€ 2,152.77
18	Grenada	\$ 2,143.23	\$ 2,169.49			\$ -	\$ 4,312.72
		€ 2,088.37	€ 1,656.77				€ 3,745.14
19	Guatemala	\$ 68,583.52					\$ 68,583.52
		€ 63,712.81					€ 63,712.81
20	Guinea	\$ 2,143.23					\$ 2,143.23
		€ 2,088.37	€ 482.06				€ 2,570.43
21	Guinea-Bissau	\$ 2,143.23	\$ 2,169.49	\$ 2,169.49	\$ 1,765.31	\$ 100,807.45	\$ 109,054.97
		€ 2,088.37	€ 1,856.77	€ 1,856.77	€ 1,767.81	€ 5,256.93	€ 12,826.65

Member Nations with Arrears of Contributions as at 21 November 2011

	Member Nation	Arrears Outstanding					Total Arrears
		2010	2009	2008	2007	Prior	
22	Guyana	€ 1,839.67					€ 1,839.67
23	Kiribati				\$ 1,765.31	\$ 1,765.31	\$ 3,530.62
24	Liberia					\$ 165,837.25	\$ 165,837.25
25	Libyan Arab Jamahiriya	\$ 132,880.57	€ 1,856.77	€ 1,856.77	€ 1,767.81	€ 5,256.93	€ 10,738.28
26	Marshall Islands	€ 34,307.50	\$ 2,027.92				\$ 134,908.49
27	Micronesia, Federated States	€ 673.47					€ 34,307.50
28	Nauru	€ 2,088.37	€ 1,856.77	€ 1,259.79			€ 673.47
29	Niger	\$ 521.16					€ 5,204.93
30	Niue	€ 2,088.37	€ 1,856.77				\$ 521.16
31	Pakistan	\$ 2,143.23	€ 1,856.77				€ 3,945.14
32	Palau	€ 2,088.37	€ 1,856.77				\$ 3,347.46
33	Saint Lucia	\$ 817.32					€ 3,945.14
34	Sao Tome and Principe	€ 1,856.77					\$ 2,142.83
35	Serbia	\$ 45,007.94					€ 128,402.92
36	Seychelles	€ 14,608.45					€ 5,189.09
37	Tajikistan	€ 701.31					\$ 2,169.49
38	The Former Yug. Rep. Of Macedonia	\$ 10,716.18					\$ 1,765.31
39	Uzbekistan	€ 10,441.85					\$ 4,553.33
40	Venezuela, Bolivarian Republic	€ 9,920.07					\$ 5,256.93
		€ 1,407.94					\$ 222,197.45
	Arrears less than \$250,000	\$ 344,000.85	\$ 19,235.90	\$ 11,580.77	\$ 7,061.24	\$ 602,530.14	\$ 230,444.97
		€ 307,625.99	€ 24,038.85	€ 11,821.60	€ 7,071.24	€ 21,027.72	€ 12,826.65
	Total of all Member Nations	\$ 1,709,241.54	\$ 106,505.28	\$ 34,583.91	\$ 26,479.65	\$ 13,058,173.11	\$ 14,934,983.49
		€ 1,333,197.93	€ 365,312.13	€ 219,780.39	€ 207,830.01	€ 176,176.52	€ 2,302,296.98

Arrears paid in full during Calendar Year 2011 as at 21 November 2011

No	Member Nation	Arrears Paid USD	Arrears Paid EUR
1	Andorra	\$ 17,145.88	€ 16,706.96
2	Armenia	\$ 75,000.00	€ -
3	Austria	\$ -	€ 253,098.14
4	Azerbaijan	\$ 125,682.25	€ -
5	Bolivia Plurinational State of	\$ 25,876.35	€ 23,670.87
6	Cameroon	\$ 3,749.67	€ 18,723.47
7	Cook Islands	\$ 2,143.23	€ 1,856.76
8	Côte d'Ivoire	\$ 58,339.94	€ 80,184.53
9	Democratic Republic of Congo	\$ -	€ 796.34
10	Gabon	\$ -	€ 6,704.15
11	Georgia	\$ 121,732.31	€ -
12	Ghana	\$ 8,572.94	€ 1,084.21
13	Honduras	\$ -	€ 1,419.49
14	Iran, Islamic Republic of	\$ 387,925.54	€ 377,994.97
15	Iraq	\$ 547,613.03	€ 50,467.34
16	Italy	\$ -	€ 243,792.73
17	Korea, Republic of	\$ 3,663,175.37	€ -
18	Madagascar	\$ -	€ 7,766.13
19	Malawi	\$ 2,143.19	€ 2,087.93
20	Malta	\$ 36,427.99	€ 35,416.33
21	Mauritania	\$ 93.94	€ 58.50
22	Moldova, Republic of	\$ 110,000.00	€ -
23	Montenegro	\$ 2,009.46	€ -
24	Nepal	\$ -	€ 6,265.11
25	Nicaragua	\$ 14,729.74	€ 17,463.77
26	Paraguay	\$ -	€ 10,319.38
27	Sierra Leone	\$ 2,495.91	€ 12,826.65
28	St Kitts and Nevis	\$ 2,143.23	€ -
29	Sudan	\$ 17,583.92	€ -
30	Tanzania, United Republic of	\$ -	€ 554.87
31	Timor-Leste	\$ 2,143.23	€ 7,569.72
32	Togo	\$ 2,143.23	€ -
33	Tunisia	\$ -	€ 9,198.45
34	Uganda	\$ 12,938.18	€ 6,446.89
35	Uruguay	\$ 57,867.35	€ -
36	Vanuatu	\$ 2,143.23	€ 2,088.37
	Total of all Member Nations	\$ 5,301,819.11	€ 1,194,562.06

Arrears paid in part during Calendar Year 2011 as at 21 November 2011

No	Member Nation	Arrears Paid USD	Arrears Paid EUR	Remaining Balance USD	Remaining Balance EUR
1	Antigua and Barbuda	\$ 12,962.47	€ -	\$ 318,426.75	€ 29,223.78
2	Bulgaria	\$ 43,389.80	€ 37,135.50	\$ 42,864.70	€ 41,767.40
3	Costa Rica	\$ 50,117.70	€ 72,085.53	\$ -	€ 234,178.83
4	Cuba	\$ 109,832.11	€ 35,839.23	\$ 115,734.69	€ 177,903.88
5	Dominican Republic	\$ 95,516.82	€ 49,796.54	\$ 104,813.64	€ 253,570.80
6	Grenada	\$ -	€ 200.00	\$ 4,312.72	€ 3,745.14
7	Guatemala	\$ -	€ 101,271.14	\$ 68,583.52	€ 63,712.81
8	Guyana	\$ -	€ 3,188.25	\$ -	€ 1,839.67
9	Kyrgyzstan	\$ -	€ 440.00	\$ 870,801.26	€ 1,392.40
10	Liberia	\$ 106,959.61	€ 2,088.37	\$ 165,837.25	€ 10,738.28
11	Libyan Arab Jamahiriya	\$ 206,018.23	€ -	\$ 134,908.49	€ 34,307.50
12	Nauru	\$ 1,868.24	€ 8,881.51	\$ 521.16	€ 3,945.14
13	Niue	\$ -	€ 1,253.48	\$ 2,142.83	€ -
14	Pakistan	\$ -	€ 102,174.12	\$ -	€ 128,402.92
15	Peru	\$ 559,798.33	€ 101,535.91	\$ -	€ 517,187.52
16	Poland	\$ -	€ 480,000.00	\$ 1,080,190.44	€ 518,098.03
17	Sao Tome and Principe	\$ 48,120.00	€ -	\$ 230,444.97	€ 12,826.65
18	Tajikistan	\$ 8,100.44	€ -	\$ 107,369.35	€ -
19	Ukraine	\$ 71,865.39	€ 67,020.29	\$ 109,952.30	€ 110,511.24
20	United States of America	\$ 10,210,234.00	€ 9,188,828.00	\$ 1,826,227.00	€ -
21	Uzbekistan	\$ 17,145.88	€ 16,706.96	\$ 7,386.42	€ 9,920.07
22	Venezuela, Bolivarian Republic	\$ 430,790.24	€ 463,212.28	\$ -	€ 1,407.94
Total of all Member Nations		\$ 11,972,719.26	€ 10,731,657.11	\$ 5,190,517.49	€ 2,154,680.00

Member Nations having made no payment in 2011 against outstanding arrears as at 21 November 2011

No.	Member Nation	Arrears Outstanding					Total Arrears
		2010	2009	2008	2007	Prior	
1	Comoros	\$ 2,143.23	\$ 2,169.49	\$ 2,169.49	\$ 1,765.31	\$ 273,096.83	\$ 281,344.35
		€ 2,088.37	€ 1,856.77	€ 1,856.77	€ 1,767.81	€ 5,256.93	€ 12,826.65
2	Djibouti		\$ 2,169.49	\$ 2,169.49			\$ 4,338.98
			€ 1,856.77	€ 1,826.77			€ 3,683.54
3	Dominica	\$ 2,143.23					\$ 2,143.23
		€ 2,088.37					€ 2,088.37
4	Equatorial Guinea	\$ 4,286.47	\$ 4,338.98	\$ 2,902.81			\$ 11,528.26
		€ 844.81		€ 1,307.96			€ 2,152.77
5	Guinea	\$ 2,143.23					\$ 2,143.23
		€ 2,088.37	€ 482.06				€ 2,570.43
6	Guinea-Bissau	\$ 2,143.23	\$ 2,169.49	\$ 2,169.49	\$ 1,765.31	\$ 100,807.45	\$ 109,054.97
		€ 2,088.37	€ 1,856.77	€ 1,856.77	€ 1,767.81	€ 5,256.93	€ 12,826.65
7	Kiribati				\$ 1,765.31	\$ 1,765.31	\$ 3,530.62
8	Marshall Islands						
		€ 673.47					€ 673.47
9	Micronesia, Federated States						
		€ 2,088.37	€ 1,856.77	€ 1,259.79			€ 5,204.93
10	Niger	\$ 2,143.23	\$ 1,204.23				\$ 3,347.46
		€ 2,088.37	€ 1,856.77				€ 3,945.14
11	Palau	\$ 2,143.23	\$ 2,169.49	\$ 2,169.49	\$ 1,765.31	\$ 4,553.33	\$ 12,800.85
		€ 2,088.37	€ 1,856.77	€ 1,856.77	€ 1,767.81	€ 5,256.93	€ 12,826.65
12	Saint Lucia		\$ 817.32				\$ 817.32
			€ 1,856.77				€ 1,856.77
13	Serbia	\$ 45,007.94					\$ 45,007.94
14	Seychelles	\$ 14,608.45					\$ 14,608.45
		€ 701.31					€ 701.31
15	Somalia	\$ 2,143.23	\$ 2,169.49	\$ 2,169.49	\$ 1,765.31	\$ 346,221.45	\$ 354,468.97
		€ 2,088.37	€ 1,856.77	€ 1,856.77	€ 1,767.81	€ 5,256.93	€ 12,826.65
16	The Former Yug. Rep. Of Macedonia	\$ 10,716.18					\$ 10,716.18
		€ 10,441.85					€ 10,441.85
17	Turkmenistan	\$ 12,859.41	\$ 13,016.94	\$ 13,016.94	\$ 8,826.55	\$ 435,587.35	\$ 483,307.19
		€ 12,530.22	€ 11,140.65	€ 11,140.65	€ 8,839.03	€ 19,341.25	€ 62,991.80
18	Yugoslavia					\$ 8,405,308.00	\$ 8,405,308.00
	Total of all Member Nations	\$ 102,481.06	\$ 30,224.92	\$ 26,767.20	\$ 17,653.10	\$ 9,567,339.72	\$ 9,744,466.00
		€ 41,898.62	€ 26,476.87	€ 22,962.25	€ 15,910.27	€ 40,368.97	€ 147,616.98

Member Nations with Potential Voting Rights Problems at 21 November 2011

Member Nations	Amount in Arrears US\$	Amount in Arrears Euro	Euro Arrears converted at Budget Rate into US\$	Consolidated Arrears expressed into US\$	Contribution Due for Two Preceding Years US\$	Contribution Due for Two Preceding Years Euro	Euro Assessment converted at Budget Rate into US\$	Consolidated Contributions Due for Two Preceding Years	Minimum Payment Required to Ensure Vote in US\$
1 Antigua and Barbuda	\$ 318,426.75	€ 29,223.78	\$ 36,853.37	\$ 355,280.12	\$ 8,625.45	€ 7,890.29	\$ 10,835.21	\$ 19,460.66	\$ 335,820.46
2 Comoros	\$ 281,344.35	€ 12,826.65	\$ 16,302.25	\$ 297,646.60	\$ 4,312.72	€ 3,945.14	\$ 5,417.60	\$ 9,730.32	\$ 287,917.28
3 Dominican Republic	\$ 104,813.64	€ 253,570.80	\$ 326,674.11	\$ 431,487.75	\$ 103,505.40	€ 94,683.48	\$ 130,022.55	\$ 233,527.95	\$ 197,960.79
4 Guinea-Bissau	\$ 109,054.97	€ 12,826.65	\$ 16,302.25	\$ 125,357.22	\$ 4,312.72	€ 3,945.14	\$ 5,417.60	\$ 9,730.32	\$ 115,627.90
5 Kyrgyzstan	\$ 870,801.26	€ 1,392.40	\$ 1,656.96	\$ 872,458.22	\$ 4,312.72	€ 3,945.14	\$ 5,417.60	\$ 9,730.32	\$ 862,728.90
6 Liberia	\$ 165,837.25	€ 10,738.28	\$ 13,409.86	\$ 179,247.11	\$ 4,312.72	€ 3,945.14	\$ 5,417.60	\$ 9,730.32	\$ 169,517.79
7 Palau	\$ 12,800.85	€ 12,826.65	\$ 16,302.25	\$ 29,103.10	\$ 4,312.72	€ 3,945.14	\$ 5,417.60	\$ 9,730.32	\$ 19,373.78
8 Sao Tome and Principe	\$ 230,444.97	€ 12,826.65	\$ 16,302.25	\$ 246,747.22	\$ 4,312.72	€ 3,945.14	\$ 5,417.60	\$ 9,730.32	\$ 237,017.90
9 Somalia	\$ 354,468.97	€ 12,826.65	\$ 16,302.25	\$ 370,771.22	\$ 4,312.72	€ 3,945.14	\$ 5,417.60	\$ 9,730.32	\$ 361,041.90
10 Tajikistan	\$ 107,369.35	€ -	\$ -	\$ 107,369.35	\$ 4,312.72	€ 3,945.14	\$ 5,417.60	\$ 9,730.32	\$ 97,640.03
11 Turkmenistan	\$ 483,307.19	€ 62,991.80	\$ 81,191.46	\$ 564,498.65	\$ 25,876.35	€ 23,670.87	\$ 32,505.64	\$ 58,381.99	\$ 506,117.66
	\$ 3,038,669.55	€ 422,050.31	\$ 541,296.98	\$ 3,579,966.53	\$ 172,508.96	€ 157,805.76	\$ 216,704.20	\$ 389,213.16	\$ 3,190,764.39

**Payment patterns of largest 15 contributors (representing approximately 84.65% of assessed contributions)
Current Assessments Received/Unpaid 2005-2011 (millions of USD and EUR)**


	Rate	Year	Assessed	Jan	Feb	Mar	Apr	May	Jun	Jul	Aug	Sep	Oct	Nov	Dec	Unpaid at period end
United States of America	22.000%	2011 EUR	45.94													
		2011 USD	51.05											35.74		
	22.000%	2010 EUR	45.94												36.75	9.19
		2010 USD	51.05												40.84	10.21
	22.000%	2009 EUR	40.85												32.68	8.17
		2009 USD	53.53											42.82		10.71
	22.000%	2008 EUR	40.85												2.50	38.35
		2008 USD	53.53											37.47		16.06
	22.000%	2007 EUR	38.89												27.27	11.62
		2007 USD	41.79												29.25	12.54
	22.000%	2006 EUR	38.89											15.72	16.57	6.60
		2006 USD	41.79												22.00	19.79
22.000%	2005 EUR	38.38												16.46	21.92	-
	2005 USD	38.67														38.67
Japan	16.706%	2011 EUR	34.89						34.89							
		2011 USD	35.80						35.80							
	16.706%	2010 EUR	34.89				17.79			17.10						-
		2010 USD	35.80				18.26			17.54						-
	16.706%	2009 EUR	31.02	5.94				25.08								-
		2009 USD	36.24	1.22				35.02								-
	16.706%	2008 EUR	31.02								31.02					-
		2008 USD	36.24								36.24					-
	19.858%	2007 EUR	35.10							17.53				17.53		-
		2007 USD	35.06							17.55				17.55		-
	19.858%	2006 EUR	35.10											17.55	17.55	-
		2006 USD	35.06											17.53	17.53	-
19.611%	2005 EUR	34.21										17.11			17.10	
	2005 USD	33.22										16.61			16.61	
Germany	8.619%	2011 EUR	18.00								18.00					
		2011 USD	18.47				18.47									
	8.619%	2010 EUR	18.00								18.00					-
		2010 USD	18.47	18.47												-
	8.619%	2009 EUR	16.00								16.00					-
		2009 USD	18.70		18.70											-
	8.619%	2008 EUR	16.00							16.00						-
		2008 USD	18.70	18.70												-
	8.835%	2007 EUR	15.62								15.62					-
		2007 USD	15.60		15.60											-
	8.835%	2006 EUR	15.62											15.62		-
		2006 USD	15.60	15.60												-
9.817%	2005 EUR	17.13							17.13						-	
	2005 USD	16.63	16.63												-	

	Rate	Year	Assessed	Jan	Feb	Mar	Apr	May	Jun	Jul	Aug	Sep	Oct	Nov	Dec	Unpaid at period end	
United Kingdom	6.675%	2011 EUR	13.94	13.94													
		2011 USD	14.31	14.31													
	6.675%	2010 EUR	13.94						0.70				13.24				-
		2010 USD	14.31			14.31											-
	6.675%	2009 EUR	12.39					12.39									-
		2009 USD	14.48		0.20			14.28									-
	6.675%	2008 EUR	12.39					12.39									-
		2008 USD	14.48		2.34			12.14									-
	6.250%	2007 EUR	11.05					11.05									-
		2007 USD	11.03		0.97			10.06									-
	6.250%	2006 EUR	11.05												11.05		-
		2006 USD	11.03												11.03		-
5.563%	2005 EUR	9.70					9.70									-	
	2005 USD	9.43		5.03			4.40									-	
France	6.332%	2011 EUR	13.22			13.22											
		2011 USD	13.57			13.57											
	6.332%	2010 EUR	13.22	13.22													-
		2010 USD	13.57		13.57												-
	6.332%	2009 EUR	11.76		11.76												-
		2009 USD	13.74		13.74												-
	6.332%	2008 EUR	11.76		11.76												-
		2008 USD	13.74		13.74												-
	6.151%	2007 EUR	10.87			10.87											-
		2007 USD	10.86			10.86											-
	6.151%	2006 EUR	10.87		10.87												-
		2006 USD	10.86			10.86											-
6.498%	2005 EUR	11.34	11.34													-	
	2005 USD	11.01	11.01													-	
Italy	5.104%	2011 EUR	10.66							10.57							
		2011 USD	10.94							10.94							
	5.104%	2010 EUR	10.66						10.42								0.24
		2010 USD	10.94							10.94							-
	5.104%	2009 EUR	9.48						9.48								-
		2009 USD	11.07						11.07								-
	5.104%	2008 EUR	9.48			9.48											-
		2008 USD	11.07			11.07											-
	4.983%	2007 EUR	8.81						8.81								-
		2007 USD	8.80						8.80								-
	4.983%	2006 EUR	8.81		8.81												-
		2006 USD	8.80			8.80											-
5.089%	2005 EUR	8.88				8.88										-	
	2005 USD	8.62				8.62										-	

Rate	Year	Assessed	Jan	Feb	Mar	Apr	May	Jun	Jul	Aug	Sep	Oct	Nov	Dec	Unpaid at period end	
Canada	2.992%	2011 EUR	6.25	6.25												
		2011 USD	6.41	6.41												
	2.992%	2010 EUR	6.25	6.25												-
		2010 USD	6.41	6.41												-
	2.992%	2009 EUR	5.56	5.56												-
		2009 USD	6.49	6.49												-
	2.992%	2008 EUR	5.56	5.56												-
		2008 USD	6.49	6.49												-
	2.869%	2007 EUR	5.07		5.07											-
		2007 USD	5.06		5.06											-
	2.869%	2006 EUR	5.07	5.07												-
		2006 USD	5.06	5.06												-
	2.570%	2005 EUR	4.48	4.48												-
		2005 USD	4.35	4.35												-
Spain	2.983%	2011 EUR	6.23				6.23									
		2011 USD	6.39				6.39									
	2.983%	2010 EUR	6.23							6.23						-
		2010 USD	6.39								6.39					-
	2.983%	2009 EUR	5.54						5.54							-
		2009 USD	6.47													6.47
	2.983%	2008 EUR	5.54			5.54										-
		2008 USD	6.47			6.47										-
	2.571%	2007 EUR	4.55						4.55							-
		2007 USD	4.54						4.54							-
	2.571%	2006 EUR	4.55		4.55											-
		2006 USD	4.54			4.54										-
	2.531%	2005 EUR	4.42						4.42							-
		2005 USD	4.29						4.29							-
China	2.680%	2011 EUR	5.60					5.60								
		2011 USD	5.74					5.74								
	2.680%	2010 EUR	5.60				5.60									-
		2010 USD	5.74				5.74									-
	2.680%	2009 EUR	4.98				4.98									-
		2009 USD	5.81				5.81									-
	2.680%	2008 EUR	4.98						2.40				2.58			-
		2008 USD	5.81				5.81									-
	2.094%	2007 EUR	3.70						3.40		0.30					-
		2007 USD	3.70								2.00		1.70			-
	2.094%	2006 EUR	3.70									3.55	0.15			-
		2006 USD	3.70						3.70							-
	1.539%	2005 EUR	2.69											2.69		-
		2005 USD	2.61							2.61						-

Rate	Year	Assessed	Jan	Feb	Mar	Apr	May	Jun	Jul	Aug	Sep	Oct	Nov	Dec	Unpaid at period end	
Mexico	2.268%	2011 EUR	4.74				4.74									
		2011 USD	4.86				4.86									
	2.268%	2010 EUR	4.74						4.74						-	
		2010 USD	4.86						4.86						-	
	2.268%	2009 EUR	4.21			0.26			0.16						3.79	
		2009 USD	4.92			4.92									-	
	2.268%	2008 EUR	4.21												4.21	
		2008 USD	4.92												4.92	
	1.921%	2007 EUR	3.40												3.40	
		2007 USD	3.39		1.32	1.69			0.12						0.26	
	1.921%	2006 EUR	3.40												3.40	
		2006 USD	3.39						0.07	0.48	0.48	0.49	0.50	0.50	0.49	
	1.091%	2005 EUR	1.90		1.90										-	
		2005 USD	1.85			0.34							0.74		0.77	
	Republic of Korea	2.184%	2011 EUR	4.56												
			2011 USD	4.68												
2.184%		2010 EUR	4.56											4.56	-	
		2010 USD	4.68											1.02	3.66	
2.184%		2009 EUR	4.06												4.06	
		2009 USD	4.74					2.01			2.47				0.26	
2.184%		2008 EUR	4.06											4.06	-	
		2008 USD	4.74												4.74	
1.832%		2007 EUR	3.24						3.17						0.07	
		2007 USD	3.23					3.23							-	
1.832%		2006 EUR	3.24					3.24							-	
		2006 USD	3.23				3.23								-	
1.860%		2005 EUR	3.24											2.78	0.46	
		2005 USD	3.15								3.15				-	
Netherlands		1.882%	2011 EUR	3.93		3.93										
			2011 USD	4.03		4.03										
	1.882%	2010 EUR	3.93			3.93									-	
		2010 USD	4.03			4.03									-	
	1.882%	2009 EUR	3.49			3.49									-	
		2009 USD	4.08							4.08					-	
	1.882%	2008 EUR	3.49			3.49									-	
		2008 USD	4.08			4.08									-	
	1.724%	2007 EUR	3.05			3.05									-	
		2007 USD	3.04			3.04									-	
	1.724%	2006 EUR	3.05		3.05										-	
		2006 USD	3.04		3.04										-	
	1.746%	2005 EUR	3.05		3.05										-	
		2005 USD	2.96		2.96										-	

Rate	Year	Assessed	Jan	Feb	Mar	Apr	May	Jun	Jul	Aug	Sep	Oct	Nov	Dec	Unpaid at period end
Australia	1.796%	2011 EUR	3.75						3.75						
		2011 USD	3.85						3.85						
	1.796%	2010 EUR	3.75						3.75						-
		2010 USD	3.85						3.85						-
	1.796%	2009 EUR	3.33							3.33					-
		2009 USD	3.90							3.90					-
	1.796%	2008 EUR	3.33								3.33				-
		2008 USD	3.90							3.90					-
	1.624%	2007 EUR	2.87							2.87					-
		2007 USD	2.87							2.87					-
	1.624%	2006 EUR	2.87							2.87					-
		2006 USD	2.87						2.87						-
	1.635%	2005 EUR	2.85							2.85					-
		2005 USD	2.77							2.77					-
Switzerland	1.222%	2011 EUR	2.55	2.55											
		2011 USD	2.62	2.62											
	1.222%	2010 EUR	2.55		2.55										-
		2010 USD	2.62			2.62									-
	1.222%	2009 EUR	2.27		2.27										-
		2009 USD	2.65		2.65										-
	1.222%	2008 EUR	2.27		2.14					0.13					-
		2008 USD	2.65		2.24						0.41				-
	1.221%	2007 EUR	2.16		2.16										-
		2007 USD	2.16		2.16										-
	1.221%	2006 EUR	2.16			2.16									-
		2006 USD	2.16			2.16									-
	1.280%	2005 EUR	2.23			2.23									-
		2005 USD	2.17			2.17									-
Russian Federation	1.206%	2011 EUR	2.51			2.51									
		2011 USD	2.58			2.58									
	1.206%	2010 EUR	2.51			2.51									-
		2010 USD	2.58			2.58									-
	1.206%	2009 EUR	2.24	2.24											-
		2009 USD	2.62	2.62											-
	1.206%	2008 EUR	2.24		2.24										-
		2008 USD	2.62		2.62										-
	1.106%	2007 EUR	1.96			1.96									-
		2007 USD	1.95			1.95									-
1.106%	2006 EUR	1.47							1.47					-	
	2006 USD	1.46							1.46					-	

 Food and Agriculture Organization of the United Nations Regular Programme Contributions Largest 25 Contributors Status as at: 21 November 2011									
Member Nations	Assessment Rate	Amounts received year to date (*)		Contributions Outstanding (**)					
				Relating to 2011 Assessments		Arrears: 2010 & prior		Total	
		USD	EUR	USD	EUR	USD	EUR	USD	EUR
1 United States of America	22.000%	45,946,053.00	9,188,828.00	15,315,351.00	45,944,140.00	1,826,227.00	-	17,141,578.00	45,944,140.00
2 Japan	16.706%	35,804,883.91	34,888,309.22	-	-	-	-	-	-
3 Germany	8.619%	18,472,542.47	17,999,661.03	-	-	-	-	-	-
4 United Kingdom	6.675%	14,306,093.63	13,939,869.75	-	-	-	-	-	-
5 France	6.332%	13,570,964.02	13,223,558.84	-	-	-	-	-	-
6 Italy	5.104%	10,939,071.44	10,810,814.46	-	92,018.75	-	-	-	92,018.75
7 Canada	2.992%	6,412,559.12	6,248,403.04	-	-	-	-	-	-
8 Spain	2.983%	6,393,270.01	6,229,607.71	-	-	-	-	-	-
9 China	2.680%	5,743,869.80	5,596,831.60	-	-	-	-	-	-
10 Mexico	2.268%	4,860,856.98	4,736,423.16	-	-	-	-	-	-
11 Korea, Republic of	2.184%	3,663,175.37	-	4,680,825.24	4,561,000.08	-	-	4,680,825.24	4,561,000.08
12 Netherlands	1.882%	4,033,568.27	3,930,312.34	-	-	-	-	-	-
13 Australia	1.796%	3,849,250.06	3,750,712.52	-	-	-	-	-	-
14 Switzerland	1.222%	2,619,033.17	2,551,988.14	-	-	-	-	-	-
15 Russian Federation	1.206%	2,584,741.41	2,518,574.22	-	-	-	-	-	-
16 Belgium	1.108%	2,374,704.38	2,313,913.96	-	-	-	-	-	-
17 Sweden	1.076%	2,306,120.86	2,247,086.12	-	-	-	-	-	-
18 Austria	0.891%	1,909,622.39	2,113,835.81	-	-	-	-	-	-
19 Brazil	0.880%	1,886,046.80	1,837,765.60	-	-	-	-	-	-
20 Norway	0.786%	1,684,582.71	1,641,458.82	-	-	-	-	-	-
21 Saudi Arabia	0.752%	1,611,712.72	1,570,454.24	-	-	-	-	-	-
22 Denmark	0.743%	1,592,423.61	1,551,658.91	-	-	-	-	-	-
23 Greece	0.599%	1,283,797.77	1,250,933.63	-	-	-	-	-	-
24 Finland	0.567%	1,215,214.25	1,184,105.79	-	-	-	-	-	-
25 Portugal	0.530%	-	-	1,135,914.55	1,106,836.10	-	-	1,135,914.55	1,106,836.10
Total Largest 25 Contributors	92.581%	195,064,158.15	151,325,106.91	21,132,090.79	51,703,994.93	1,826,227.00	-	22,958,317.79	51,703,994.93
All other Member Nations	7.419%	20,819,229.62	15,131,581.01	2,301,153.05	2,955,807.71	13,108,756.49	2,302,296.98	15,409,909.54	5,258,104.69
Total	100.000%	215,883,387.77	166,456,687.92	23,433,243.84	54,659,802.64	14,934,983.49	2,302,296.98	38,368,227.33	56,962,099.62

(*) includes advances from 2010 and receipts of instalments due in future years

(**) excludes Conference authorized instalments due after 2011 of USD 2,746,312.02 and EUR 2,805.24