



منظمة الأغذية  
والزراعة  
للأمم المتحدة

联合国  
粮食及  
农业组织

Food  
and  
Agriculture  
Organization  
of  
the  
United  
Nations

Organisation  
des  
Nations  
Unies  
pour  
l'alimentation  
et  
l'agriculture

Продовольственная и  
сельскохозяйственная  
организация  
Объединенных  
Наций

Organización  
de las  
Naciones  
Unidas  
para la  
Agricultura  
y la  
Alimentación

## FINANCE COMMITTEE

**Hundred and Thirty-second Session**

**Rome, 12 - 16 April 2010**

**Financial Highlights and Status of Current Assessments and Arrears**

Queries on the substantive content of this document may be addressed to:

**Mr Nicholas Nelson**

**Director, Finance Division and Treasurer**

**Tel: +3906 5705 6040**

This document is printed in limited numbers to minimize the environmental impact of FAO's processes and contribute to climate neutrality. Delegates and observers are kindly requested to bring their copies to meetings and to avoid asking for additional copies.  
Most FAO meeting documents are available on the Internet at [www.fao.org](http://www.fao.org)

### **EXECUTIVE SUMMARY**

- The Secretariat is in the process of preparing the Financial Statements for the biennium 2008-09. A summary of the financial highlights for the biennium 2008-09 will be presented to the Committee as an introduction to this agenda item.
- At its 137<sup>th</sup> Session, Council considered proposals to encourage timely and full payment of assessed contributions from Member Nations, and requested the Finance Committee to continue to explore this issue. This document presents the Status of Contributions to the Regular Programme as at 31 December 2009, and an updated cash forecast as at 1 March 2010. Significant improvements are reported in this respect, specifically:
  - Decrease in the total amount of outstanding contributions<sup>1</sup> from USD 68.2 million and EUR 61.6 million at 31 December 2008 to USD 40.8 million and EUR 22.4 million respectively at 31 December 2009
  - Reduction in the number of countries in arrears from 47 to 42
  - Improvements in the payment pattern within the group of the Organization's largest 15 contributors, with unpaid contributions in this group as at 31 December 2009 of USD 17.4 million and EUR 16.0 million compared to USD 25.7 million and EUR 42.56 million respectively as at 31 December 2008
  - An improvement in the cash position of the Organization at the beginning of 2010 compared to earlier years. If last year's payment patterns are maintained by Members, there is no expected recourse to external borrowing during 2010.

### **GUIDANCE SOUGHT FROM THE FINANCE COMMITTEE**

- The Committee is invited to note the status of outstanding contributions and arrears and the forecasted positive cash position throughout 2010.

#### **Draft Advice**

- **The Finance Committee notes the improvement in receipts of contributions from Members and the improved cash position. Mindful of previous guidance from Council, the Committee urges all Member Nations to make timely and full payment of assessed contributions to ensure that FAO continues to meet the operating cash requirements for the Programme of Work.**

---

<sup>1</sup> not including instalments due in future years of USD 2,438,593 and EUR 6,549

## **Introduction and Contents**

1. The Secretariat is in the process of preparing the Financial Statements for the biennium 2008-09. A summary of the financial highlights for the biennium 2008-09 will be presented to the Committee as an introduction to this agenda item.
  
2. The Status of Contributions to the Regular Programme as at 31 December 2009 showing receipts of current assessments and arrears are presented as follows:
  - APPENDIX A** - Summary status of contributions to the Regular Programme as at 31 December 2009 and cash forecast as at 1 March 2010;
  - APPENDIX B** - Regular Programme Contributions as at 31 December 2009;
  - APPENDIX C** - Member Nations with Arrears of Contributions as at 31 December 2009;
  - APPENDIX D** - Arrears paid in full during Calendar Year 2009 as at 31 December 2009;
  - APPENDIX E** - Arrears paid in part during Calendar Year 2009 as at 31 December 2009;
  - APPENDIX F** - Member Nations having made no payment in 2009 against outstanding arrears as at 31 December 2009;
  - APPENDIX G** - Member Nations with Potential Voting Rights Problems as at 31 December 2009;
  - APPENDIX H** - Payment patterns of largest 15 contributors;
  - APPENDIX I** - Largest 25 Contributors as at 31 December 2009.

## APPENDIX A

Summary Status of Contributions to the Regular Programme<sup>a b</sup>

	2009	2008 (for comparison)
<b>1. Amounts outstanding on 1 January</b>		
Current Assessments <sup>c</sup>	USD 222,749,000.00 EUR 185,677,500.00	USD 222,749,000.00 EUR 185,677,500.00
Contributions in arrears <sup>d</sup>	USD 69,836,551.46 EUR 61,606,124.99	USD 60,875,717.64 EUR 32,842,389.43
<b>Total</b>	<b>USD 292,585,551.46</b> <b>EUR 247,283,624.99</b>	<b>USD 283,624,717.64</b> <b>EUR 218,519,889.43</b>
<b>2. Receipts 1 January to 31 December</b>		
Current Assessments	USD 203,664,215.58 EUR 167,140,265.09	USD 195,828,319.99 EUR 141,409,012.60
Contributions in arrears	USD 48,072,726.11 EUR 57,770,139.27	USD 19,572,786.25 EUR 15,507,794.73
<b>Total</b>	<b>USD 251,736,941.69</b> <b>EUR 224,910,404.36</b>	<b>USD 215,401,106.24</b> <b>EUR 156,916,807.33</b>
<b>3. Amounts outstanding at 31 December</b>		
Current Assessments	USD 19,084,784.42 EUR 18,537,234.91	USD 26,920,680.01 EUR 44,268,487.40
Contributions in arrears	USD 21,763,825.35 EUR 3,835,985.72	USD 41,302,931.39 EUR 17,334,594.70
<b>Total</b>	<b>USD 40,848,609.77</b> <b>EUR 22,373,220.63</b>	<b>USD 68,223,611.40</b> <b>EUR 61,603,082.10</b>
<b><u>Instalments due in future Years</u></b>	USD 2,438,593.11 EUR 6,549.44	USD 4,051,533.13 EUR 9,592.33
<b><u>Total Outstanding</u></b>	<b>USD 43,287,202.88</b> <b>EUR 22,379,770.07</b>	<b>USD 72,275,144.53</b> <b>EUR 61,612,674.43</b>

<sup>a</sup> Appendix B sets out full details of receipts during 2009.

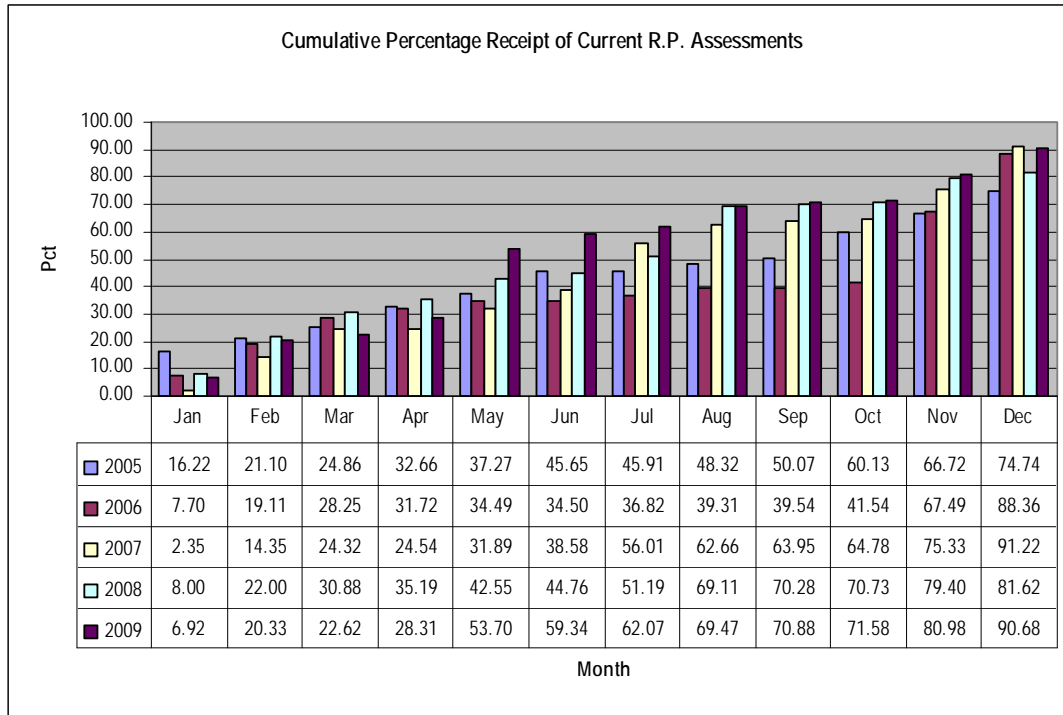
<sup>b</sup> Contributions in arrears include amounts due under Conference authorized instalment plans.

<sup>c</sup> Of which USD5,800,000 relates to the Tax Equalization Fund for 2009 and USD5,800,000 for 2008.

<sup>d</sup> Contributions in arrears at 1 January includes the previous year end balance carried forward plus arrears instalments due 1 January, less any new instalment plans approved by the Conference and New Member contributions where applicable.

**Current Assessments**

3. The following statistics show the cumulative percentage receipts of current assessments over the past five years.



*Receipt figures are the aggregate of USD and EUR receipts. All figures are at month end.*

4. The position of the 2009 assessments of Member Nations at 31 December 2009, compared to the same date during the four preceding years was as follows:

**Number of Member Nations**

	2009 USD	2009 EUR	2008 USD	2008 EUR	2007 USD	2007 EUR	2006 USD	2006 EUR	2005 USD	2005 EUR
<b>Paid in full</b>	<b>154</b>	<b>138</b>	<b>142</b>	<b>138</b>	<b>145</b>	<b>132</b>	<b>134</b>	<b>117</b>	<b>131</b>	<b>116</b>
Part paid	6	16	9	8	7	10	11	14	13	17
No payment	<u>31</u>	<u>37</u>	<u>40</u>	<u>45</u>	<u>36</u>	<u>46</u>	<u>43</u>	<u>57</u>	<u>43</u>	<u>54</u>
<b>Total</b>	<b><u>191</u></b>	<b><u>191</u></b>	<b><u>191</u></b>	<b><u>191</u></b>	<b><u>188</u></b>	<b><u>188</u></b>	<b><u>188</u></b>	<b><u>188</u></b>	<b><u>187</u></b>	<b><u>187</u></b>

**Contributions in arrears**

5. The position of Member Nations with arrears of contributions at 31 December 2009 was as follows:

**Number of Member Nations**

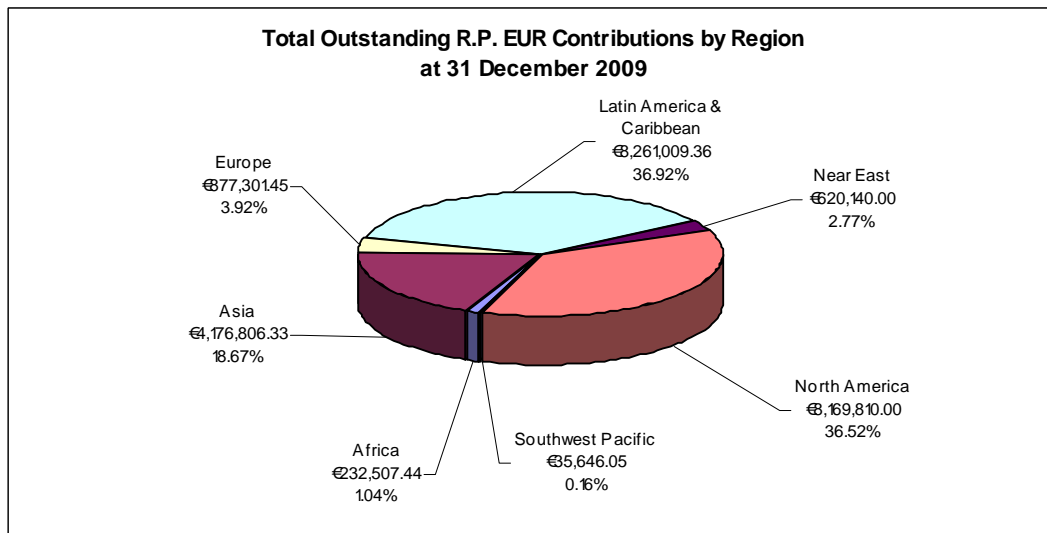
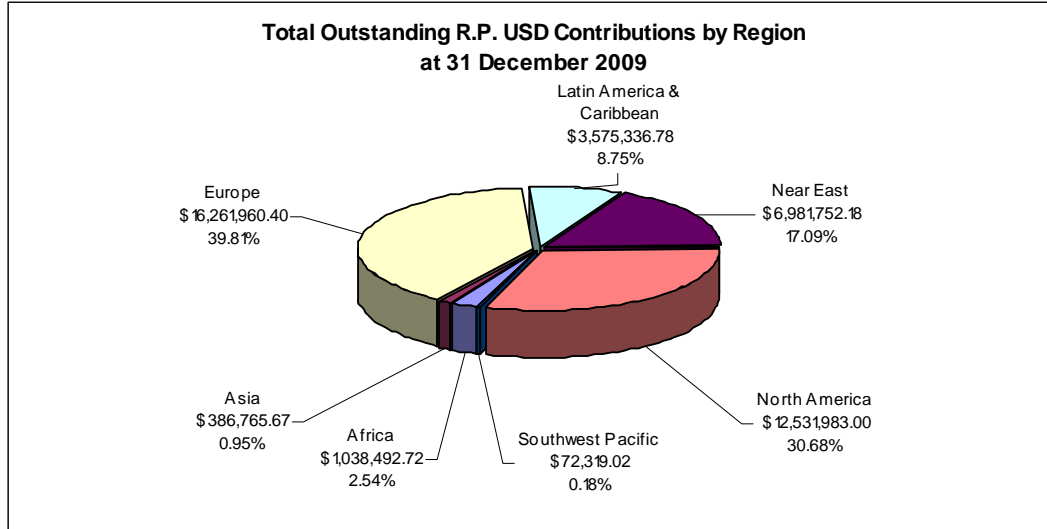
<b>With arrears at 1 January 2009</b>	<b>73</b>	
Arrears paid in full ( <i>Appendix D</i> )		31
Arrears partially paid ( <i>Appendix E</i> )		25
No payment ( <i>Appendix F</i> )		17
<b>With arrears at 31 December 2009 (<i>Appendix C</i>)</b>	<b>42</b>	

**ADDITIONAL INFORMATION REGARDING ARREARS DUE AT  
31 DECEMBER 2009**

- The total arrears at 31 December was USD 21,763,825.35 and EUR 3,835,985.72 (Appendix B/Appendix C) equivalent to 5.57 percent of current assessments.
- Six Member Nations had arrears in excess of USD1 million (Appendix C).
- Arrears exceeding USD 1 million accounted for 80.27 percent of the total arrears due.
- Seventeen Member Nations had arrears in such amounts as to jeopardise their right to vote in accordance with Article III.4 of the Constitution (Appendix G)
- The total of 42 Member Nations in arrears at 31 December 2009 was lower than the figure of 47 as at 31 December 2008.

**Total Contributions Outstanding**

6. The following charts show the geographical distribution of the total of all Regular Programme contributions outstanding in USD and EUR at 31 December 2009.



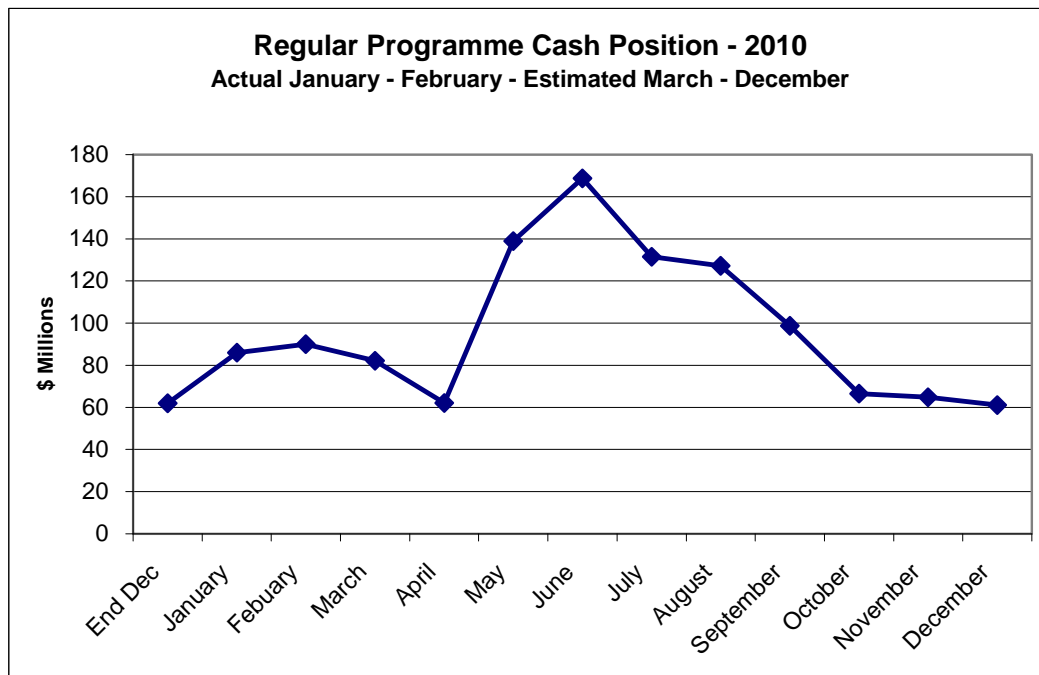
## MEASURES TO ENCOURAGE TIMELY PAYMENT OF CONTRIBUTIONS

7. The Committee, at its 128<sup>th</sup> Session in July 2009, recalled its earlier discussions in several past sessions concerning the efficacy and appropriateness of the incentive scheme for prompt payment of contributions in the face of rising levels of unpaid current assessments and arrears. Following discussion of the rules of the scheme, and considering the importance of sending a signal to Members regarding the need for early payment of contributions, the Committee agreed that the discount rate to be used to apply credits towards 2010 contributions should be set at 0.03% for US dollars and 0.43% for Euros, and to so inform the Council.

8. The Conference, at its thirty-sixth Session in November 2009, noted the contents of the Report of the Hundred and Thirty-seventh Session of the Council which, in considering the Report of the Hundred and Twenty-eighth Session of the Finance Committee, had taken note of the recommendation that all measures currently in place to encourage timely payment of contributions should be continued. The Conference supported the request of the Council that the Finance Committee continue to explore other means to encourage timely and full payment of contributions.

### UPDATED CASH FORECAST AS AT 1 MARCH 2010

9. The Organization had approximately USD 90 million in General Fund cash at end February 2010. Assuming a pattern of receipts of contributions from Members similar to 2009, cash balances should remain positive throughout the year. All Members are therefore encouraged to make concerted efforts to pay their contributions on a timely basis.





## APPENDIX B

## Regular Programme Contributions - Status as at 31 December 2009

Member Nations	Receipts: <sup>1</sup>		Outstanding Contributions				Total Outstanding	
	Amounts received year to date <sup>3</sup>		Relating to 2009 Assessments		Arrears: 2008 and prior assessments <sup>2</sup>			
	USD	EUR	USD	EUR	USD	EUR	USD	EUR
Afghanistan	2,169.49	1,856.77	-	-	-	-	-	-
Albania	13,016.94	11,140.65	-	-	-	-	-	-
Algeria	186,576.14	159,682.65	-	-	-	-	-	-
Andorra	17,355.92	14,854.20	-	-	-	-	-	-
Angola	6,508.47	5,570.33	-	-	-	-	-	-
Antigua and Barbuda	-	-	4,338.98	3,713.55	322,763.77	21,333.49	327,102.75	25,047.04
Argentina	13,092,521.07	1,811,011.00	709,423.23	607,165.43	1,721,177.25	1,279,450.07	2,430,600.48	1,886,615.50
Armenia	79,338.98	3,713.55	-	-	-	-	-	-
Australia	3,896,404.04	3,334,767.90	-	-	-	-	-	-
Austria	1,933,015.59	1,654,386.53	-	-	-	-	-	-
Azerbaijan	136,529.70	9,728.73	-	-	-	-	-	-
Bahamas	34,711.84	29,708.40	-	-	-	-	-	-
Bahrain	71,593.17	61,273.58	-	-	-	-	-	-
Bangladesh	21,694.90	18,567.75	-	-	-	-	-	-
Barbados	19,525.41	16,710.98	-	-	-	-	-	-
Belarus	43,389.80	37,135.50	-	-	-	-	-	-
Belgium	2,403,794.92	2,057,306.70	-	-	-	-	-	-
Belize	2,169.49	1,856.77	-	-	-	-	-	-
Benin	2,169.49	3,645.99	-	-	-	-	-	-
Bhutan	2,169.49	1,856.77	-	-	-	-	-	-
Bolivia (Estado Plurinacional de)	55,636.29	-	13,016.94	11,140.65	20,070.17	12,201.61	33,087.11	23,342.26
Bosnia and Herzegovina	13,016.94	11,140.65	-	-	-	-	-	-
Botswana	30,372.86	-	-	25,994.85	-	-	-	25,994.85
Brazil	1,909,151.20	1,633,962.00	-	-	-	-	-	-
Bulgaria	43,389.80	-	43,389.80	37,135.50	-	-	43,389.80	37,135.50
Burkina Faso	4,338.98	3,713.55	-	-	-	-	-	-
Burundi	32,425.60	4,198.35	-	-	-	-	-	-
Cambodia	2,169.49	1,856.77	-	-	-	-	-	-
Cameroon	19,525.41	16,710.98	-	-	-	-	-	-
Canada	6,491,114.08	5,555,470.80	-	-	-	-	-	-
Cape Verde	6,104.29	5,481.35	-	-	-	-	-	-
Central African Republic	216,902.74	10,738.28	-	-	-	-	-	-
Chad	2,169.49	1,856.77	-	-	-	-	-	-
Chile	351,457.38	301,145.44	-	-	-	861,871.21	-	861,871.21
China	5,814,233.20	4,976,157.00	-	-	-	-	-	-
Colombia	229,965.94	1,737.50	-	195,080.65	-	-	-	195,080.65

Member Nations	Receipts: <sup>1</sup>		Outstanding Contributions				Total Outstanding	
	Amounts received year to date <sup>3</sup>		Relating to 2009 Assessments		Arrears: 2008 and prior assessments <sup>2</sup>			
	USD	EUR	USD	EUR	USD	EUR	USD	EUR
Comoros	-	-	2,169.49	1,856.77	277,031.63	8,881.51	279,201.12	10,738.28
Congo	2,169.49	1,856.77	-	-	-	-	-	-
Cook Islands	2,169.49	1,856.77	2,169.49	1,856.77	-	-	2,169.49	1,856.77
Costa Rica	229,758.52	54,373.43	-	59,416.80	-	184,778.39	-	244,195.19
Croatia	108,474.50	92,838.75	-	-	-	-	-	-
Cuba	233,000.00	-	117,152.46	100,265.85	39,499.74	182,135.00	156,652.20	282,400.85
Cyprus	95,457.56	81,698.10	-	-	-	-	-	-
Czech Republic	611,796.18	523,610.55	-	-	-	-	-	-
Côte d'Ivoire	-	-	19,525.41	16,710.98	19,525.41	44,678.22	39,050.82	61,389.20
Democratic People's Republic of Korea	15,186.43	25,994.86	-	-	-	-	-	-
Democratic Republic of the Congo	45,030.70	35,773.72	-	-	-	-	-	-
Denmark	1,611,931.07	1,379,583.83	-	-	-	-	-	-
Djibouti	-	-	2,169.49	1,856.77	2,169.49	1,826.77	4,338.98	3,683.54
Dominica	2,169.49	5,481.35	-	-	-	-	-	-
Dominican Republic	52,189.65	43,794.02	52,067.76	44,562.60	96,825.06	208,683.86	148,892.82	253,246.46
Ecuador	45,559.29	43,420.50	-	-	-	-	-	-
Egypt	193,084.61	165,252.98	-	-	-	-	-	-
El Salvador	43,389.80	34,338.40	-	2,797.10	-	-	-	2,797.10
Equatorial Guinea	-	-	4,338.98	3,713.55	2,902.81	1,307.96	7,241.79	5,021.51
Eritrea	4,338.98	3,713.54	-	-	-	-	-	-
Estonia	34,711.84	29,708.40	-	-	-	-	-	-
Ethiopia	6,508.47	5,570.33	-	-	-	-	-	-
Fiji	6,508.47	5,570.33	-	-	-	-	-	-
Finland	1,230,100.83	1,052,791.43	-	-	-	-	-	-
France	13,737,210.68	11,757,099.30	-	-	-	-	-	-
Gabon	-	-	17,355.92	14,854.20	-	-	17,355.92	14,854.20
Gambia	2,169.49	1,856.77	-	-	-	-	-	-
Georgia	26,508.47	5,570.33	-	-	1,217,323.08	-	1,217,323.08	-
Germany	18,698,834.31	16,003,543.73	-	-	-	-	-	-
Ghana	10,294.68	7,625.15	-	157.83	-	-	-	157.83
Greece	1,299,524.51	1,112,208.23	-	-	-	-	-	-
Grenada	-	-	2,169.49	1,856.77	-	-	2,169.49	1,856.77
Guatemala	129,477.92	24,950.55	-	59,416.80	-	38,739.31	-	98,156.11
Guinea	4,338.98	13,687.45	-	482.06	-	-	-	482.06
Guinea-Bissau	-	-	2,169.49	1,856.77	104,742.25	8,881.51	106,911.74	10,738.28
Guyana	2,169.49	773.99	-	1,856.77	-	1,082.78	-	2,939.55
Haiti	8,677.96	9,016.97	-	-	-	-	-	-
Honduras	10,847.45	7,980.15	-	1,303.73	-	-	-	1,303.73
Hungary	531,525.05	454,909.88	-	-	-	-	-	-

Member Nations	Receipts: <sup>1</sup>		Outstanding Contributions				Total Outstanding	
	Amounts received year to date <sup>3</sup>		Relating to 2009 Assessments		Arrears: 2008 and prior assessments <sup>2</sup>			
	USD	EUR	USD	EUR	USD	EUR	USD	EUR
Iceland	80,271.13	137,401.36	-	-	-	-	-	-
India	980,609.48	839,262.30	-	-	-	-	-	-
Indonesia	351,457.38	300,797.55	-	-	-	-	-	-
Iran, Islamic Republic of	1,068,472.41	955,001.16	-	-	-	-	-	-
Iraq	580,155.38	78,318.97	-	-	4,928,517.30	454,206.07	4,928,517.30	454,206.07
Ireland	969,762.03	829,978.43	-	-	-	-	-	-
Israel	913,355.29	781,702.28	-	-	-	-	-	-
Italy	11,073,076.96	9,476,979.60	-	-	-	-	-	-
Jamaica	21,694.90	18,567.75	-	-	-	-	-	-
Japan	36,243,499.94	31,019,283.15	-	-	-	-	-	-
Jordan	26,033.88	22,281.30	-	-	-	-	-	-
Kazakhstan	62,915.21	53,846.48	-	-	-	-	-	-
Kenya	21,694.90	18,567.75	-	-	-	-	-	-
Kiribati	2,169.49	1,856.77	-	-	3,530.62	-	3,530.62	-
Kuwait	397,016.67	339,789.83	-	-	-	-	-	-
Kyrgyzstan	4,338.98	4,487.87	-	150.46	870,801.26	6,099.95	870,801.26	6,250.41
Lao People's Democratic Republic	2,169.49	1,856.77	-	-	-	-	-	-
Latvia	39,050.82	33,421.95	-	-	-	-	-	-
Lebanon	73,762.66	63,130.35	-	-	-	-	-	-
Lesotho	2,169.49	1,856.77	-	-	-	-	-	-
Liberia	24,800.69	-	-	1,856.77	275,756.04	8,881.51	275,756.04	10,738.28
Libyan Arab Jamahiriya	170,931.72	230,240.10	134,508.38	-	73,537.77	-	208,046.15	-
Lithuania	67,254.19	57,560.03	-	-	-	-	-	-
Luxembourg	186,576.14	159,682.65	-	-	-	-	-	-
Madagascar	4,338.98	48.42	-	3,665.13	-	-	-	3,665.13
Malawi	2,169.49	1,856.77	-	-	-	-	-	-
Malaysia	414,372.59	354,644.03	-	-	-	-	-	-
Maldives	2,169.49	1,856.77	-	-	-	-	-	-
Mali	2,169.49	1,856.77	-	-	-	-	-	-
Malta	36,881.33	31,565.18	-	-	-	-	-	-
Marshall Islands	2,169.49	1,750.46	-	106.31	-	-	-	106.31
Mauritania	7,869.60	7,249.16	-	-	-	-	-	-
Mauritius	23,864.39	20,424.53	-	-	-	-	-	-
Mexico	10,103,280.50	8,899,068.42	-	3,790,849.80	-	-	-	3,790,849.80
Micronesia (Federated States of)	2,169.49	1,748.44	-	1,856.77	-	3,146.98	-	5,003.75
Moldova	112,169.49	1,856.77	-	-	-	-	-	-
Monaco	6,508.47	5,570.33	-	-	-	-	-	-
Mongolia	2,169.49	1,856.77	-	-	-	-	-	-
Montenegro	2,770.85	1,856.77	-	-	2,009.46	-	2,009.46	-
Morocco	91,118.58	77,984.55	-	-	-	-	-	-
Mozambique	2,169.49	1,856.77	-	-	-	-	-	-
Myanmar	21,694.90	20,095.31	-	-	-	163.97	-	163.97

Member Nations	Receipts: <sup>1</sup>		Outstanding Contributions				Total Outstanding	
	Amounts received year to date <sup>3</sup>		Relating to 2009 Assessments		Arrears: 2008 and prior assessments <sup>2</sup>			
	USD	EUR	USD	EUR	USD	EUR	USD	EUR
Namibia	13,016.94	11,140.65	-	-	-	-	-	-
Nauru	18,265.95	-	246.17	1,856.77	-	8,881.51	246.17	10,738.28
Nepal	6,508.47	5,570.33	-	-	-	-	-	-
Netherlands	4,082,980.18	3,494,450.55	-	-	-	-	-	-
New Zealand	557,558.93	477,191.18	-	-	-	-	-	-
Nicaragua	-	-	4,338.98	3,713.55	6,104.29	9,573.48	10,443.27	13,287.03
Niger	2,730.57	-	1,204.23	1,856.77	-	-	1,204.23	1,856.77
Nigeria	104,135.52	84,355.81	-	64,592.08	28,488.17	-	28,488.17	64,592.08
Niue	2,169.49	1,856.77	-	-	-	-	-	-
Norway	1,705,219.14	1,459,425.15	-	-	-	-	-	-
Oman	158,372.77	135,544.58	-	-	-	-	-	-
Pakistan	262.41	107,109.05	127,999.91	109,549.73	-	2,440.68	127,999.91	111,990.41
Palau	-	-	2,169.49	1,856.77	8,488.13	8,881.51	10,657.62	10,738.28
Panama	49,898.27	42,705.83	-	-	-	-	-	-
Papua New Guinea	4,338.98	3,713.55	-	-	-	-	-	-
Paraguay	-	41,075.55	10,847.45	9,283.88	-	66,191.04	10,847.45	75,474.92
Peru	50,000.00	-	169,220.22	144,828.45	223,405.78	311,002.12	392,626.00	455,830.57
Philippines	169,220.22	398,419.08	-	3,974.00	-	-	-	3,974.00
Poland	1,093,422.96	203,952.80	-	731,861.80	-	-	-	731,861.80
Portugal	1,149,829.70	984,090.75	-	-	-	-	-	-
Qatar	186,576.14	67,098.68	-	92,583.97	-	-	-	92,583.97
Republic of Korea	9,217,566.56	-	258,765.76	4,055,196.60	-	-	258,765.76	4,055,196.60
Romania	151,864.30	129,974.25	-	-	-	-	-	-
Russian Federation	2,616,404.94	2,239,270.65	-	-	-	-	-	-
Rwanda	2,169.49	1,856.77	-	-	-	-	-	-
Saint Kitts and Nevis	2,169.49	1,856.77	-	-	-	-	-	-
Saint Lucia	-	-	2,169.49	1,856.77	-	-	2,169.49	1,856.77
Saint Vincent and the Grenadines	2,169.49	3,713.54	2,169.49	-	-	-	2,169.49	-
Samoa	2,169.49	1,856.77	-	-	-	-	-	-
San Marino	6,508.47	5,570.33	-	-	-	-	-	-
Sao Tome and Principe	-	-	2,169.49	1,856.77	274,252.25	8,881.51	276,421.74	10,738.28
Saudi Arabia	1,631,456.48	1,396,294.80	-	-	-	-	-	-
Senegal	8,677.96	7,427.10	-	-	-	-	-	-
Serbia	45,559.29	38,992.28	-	-	-	-	-	-
Seychelles	18,947.43	4,414.86	-	-	-	-	-	-
Sierra Leone	98,859.39	-	352.68	1,856.77	-	8,881.51	352.68	10,738.28
Slovakia	136,677.87	116,976.83	-	-	-	-	-	-
Slovenia	210,440.53	180,107.18	-	-	-	-	-	-
Solomon Islands	13,450.94	1,856.77	-	-	51,376.14	3,489.12	51,376.14	3,489.12
Somalia	-	-	2,169.49	1,856.77	350,156.25	8,881.51	352,325.74	10,738.28
South Africa	633,491.08	542,178.30	-	-	-	-	-	-

Member Nations	Receipts: <sup>1</sup>		Outstanding Contributions				Total Outstanding	
	Amounts received year to date <sup>3</sup>		Relating to 2009 Assessments		Arrears: 2008 and prior assessments <sup>2</sup>			
	USD	EUR	USD	EUR	USD	EUR	USD	EUR
Spain	-	5,538,759.83	6,471,588.67	-	-	-	6,471,588.67	-
Sri Lanka	34,711.84	29,708.40	-	-	-	-	-	-
Sudan	4,110.98	18,567.75	17,583.92	-	-	-	17,583.92	-
Suriname	4,338.98	3,713.54	-	-	-	-	-	-
Swaziland	8,677.96	3,713.55	-	-	-	-	-	-
Sweden	2,334,371.24	1,997,889.90	-	-	-	-	-	-
Switzerland	2,651,116.78	2,268,979.05	-	-	-	-	-	-
Syrian Arab Republic	34,711.84	29,708.40	-	-	-	-	-	-
Tajikistan	16,600.00	4,100.00	2,169.49	1,856.77	127,521.56	359.38	129,691.05	2,216.15
Thailand	405,694.63	347,216.93	-	-	-	-	-	-
The former Yugoslav Republic of Macedonia	10,847.45	9,283.88	-	-	-	-	-	-
Timor-Leste	6,104.29	-	-	1,856.77	-	3,624.58	-	5,481.35
Togo	2,169.49	1,856.77	-	-	-	-	-	-
Tonga	2,169.49	1,856.77	-	-	-	-	-	-
Trinidad and Tobago	60,576.23	50,132.93	-	-	-	-	-	-
Tunisia	67,254.19	57,560.03	-	-	-	620.63	-	620.63
Turkey	830,914.67	711,144.83	-	-	-	-	-	-
Turkmenistan	-	-	13,016.94	11,140.65	457,430.84	39,320.93	470,447.78	50,461.58
Tuvalu	2,169.49	1,856.77	-	-	-	-	-	-
Uganda	-	5,865.66	6,508.47	181.78	-	-	6,508.47	181.78
Ukraine	-	-	97,627.05	83,554.88	-	-	97,627.05	83,554.88
United Arab Emirates	659,524.96	564,459.60	-	-	-	-	-	-
United Kingdom	14,481,345.75	12,393,973.13	-	-	-	-	-	-
United Republic of Tanzania	13,016.94	11,140.65	-	-	-	-	-	-
United States of America	65,013,373.00	78,596,617.00	10,705,756.00	8,169,810.00	1,826,227.00	-	12,531,983.00	8,169,810.00
Uruguay	-	50,132.93	58,576.23	-	-	-	58,576.23	-
Uzbekistan	17,355.92	14,854.20	-	-	24,714.34	24,749.27	24,714.34	24,749.27
Vanuatu	-	-	2,169.49	1,856.77	2,169.49	1,856.77	4,338.98	3,713.54
Venezuela (Bolivarian Republic of)	436,067.49	328,353.93	-	44,857.85	-	-	-	44,857.85
Viet Nam	52,067.76	44,562.60	-	-	-	-	-	-
Yemen	16,898.71	13,224.71	-	-	-	-	-	-
Yugoslavia	-	-	-	-	8,405,308.00	-	8,405,308.00	-
Zambia	2,169.49	1,856.77	-	-	-	-	-	-
Zimbabwe	17,355.92	14,854.20	-	-	-	-	-	-
<b>Total</b>	<b>\$ 251,736,941.69</b>	<b>€ 224,910,404.36</b>	<b>\$ 19,084,784.42</b>	<b>€ 18,537,234.91</b>	<b>\$ 21,763,825.35</b>	<b>€ 3,835,985.72</b>	<b>\$ 40,848,609.77</b>	<b>€ 22,373,220.63</b>

<sup>1/</sup> Of USD receipts, USD 203,664,215.58 credited to 2009 assessments, USD 48,072,726.11 to arrears. Of EUR receipts, EUR 167,140,265.09 credited to 2009 assessments, EUR 57,770,139.27 to arrears.

<sup>2/</sup> Includes Arrears Instalments of USD 1,237,393.25 due in 2009.

<sup>3/</sup> Includes advances carried forward from previous years.

### Conference Authorized Arrears Instalments - Summary

Member Nations	Receipts		Instalments				Total Outstanding	
	USD	EUR	Due in 2009	Due in 2009	Due in future Years	Due in future Years	USD	EUR
			USD	EUR	USD	EUR		
Armenia	75,000.00		-		1,353,298.63		1,353,298.63	
Azerbaijan	125,682.26		-		502,729.04		502,729.04	
Bolivia			20,070.17				20,070.17	
Burundi	30,256.11	2,341.58			30,256.11	2,341.58	30,256.11	2,341.58
Georgia	20,000.00		1,217,323.08				1,217,323.08	
Moldova	110,000.00		-		464,658.63		464,658.63	
Seychelles	14,608.45	701.31	-	-	87,650.70	4,207.86	87,650.70	4,207.86
<b>Total</b>	<b>375,546.82</b>	<b>3,042.89</b>	<b>1,237,393.25</b>	<b>-</b>	<b>2,438,593.11</b>	<b>6,549.44</b>	<b>3,675,986.36</b>	<b>6,549.44</b>

## APPENDIX C

## Member Nations with Arrears of Contributions - status as at 31 December 2009

	Member Nation	Arrears Outstanding					Total Arrears
		2008	2007	2006	2005	Prior	
1	Argentina			\$ 1,721,177.25			\$ 1,721,177.25
2	Chile			€ 1,279,450.07			€ 1,279,450.07
3	Georgia	€ 300,449.66	€ 403,059.54	€ 158,362.01			€ 861,871.21
4	Iraq	\$ 1,217,323.08			\$ 6,610.79	\$ 4,921,906.51	\$ 4,928,517.30
5	United States of America	€ 27,851.63			€ 238,410.89	€ 187,943.55	€ 454,206.07
6	Yugoslavia				\$ 71,032.00	\$ 1,755,195.00	\$ 1,826,227.00
						\$ 8,405,308.00	\$ 8,405,308.00
	<b>Arrears over \$1,000,000</b>	<b>\$ 1,217,323.08</b>	<b>\$ -</b>	<b>\$ 1,721,177.25</b>	<b>\$ 77,642.79</b>	<b>\$ 15,082,409.51</b>	<b>\$ 18,098,552.63</b>
		<b>€ 328,301.29</b>	<b>€ 403,059.54</b>	<b>€ 1,437,812.08</b>	<b>€ 238,410.89</b>	<b>€ 187,943.55</b>	<b>€ 2,595,527.35</b>
7	Antigua and Barbuda	\$ 4,338.98	\$ 5,295.93	\$ 5,295.93	\$ 3,404.95	\$ 304,427.98	\$ 322,763.77
8	Comoros	€ 3,713.55	€ 5,303.42	€ 5,303.42	€ 3,506.55	€ 3,506.55	€ 21,333.49
9	Cuba	\$ 2,169.49	\$ 1,765.31	\$ 1,765.31	\$ 1,694.01	\$ 269,637.51	\$ 277,031.63
10	Dominican Republic	€ 1,856.77	€ 1,767.81	€ 1,767.81	€ 1,744.56	€ 1,744.56	€ 8,881.51
11	Kyrgyzstan	\$ 39,499.74	\$ 77,783.42	\$ 4,085.73			\$ 39,499.74
12	Liberia	€ 100,265.85	€ 44,757.30	€ 63,640.98	€ 36,839.30		€ 182,135.00
13	Peru	\$ 52,067.76	\$ 63,640.98	€ 63,640.98	€ 1,694.01	\$ 865,576.63	\$ 96,825.06
14	Sao Tome and Principe	€ 44,562.60	€ 1,767.81	€ 1,767.81	€ 707.56		€ 208,683.86
15	Somalia	\$ 1,856.77	€ 1,767.81	€ 1,767.81	€ 1,744.56	€ 1,744.56	\$ 870,801.26
16	Turkmenistan	\$ 169,220.22	\$ 54,185.56	\$ 8,826.55	\$ 5,098.95	\$ 421,661.85	\$ 6,099.95
		€ 144,828.45	€ 166,173.67	€ 8,839.03	€ 5,251.11	€ 5,251.11	\$ 275,756.04
		\$ 2,169.49	\$ 1,765.31	\$ 1,765.31	\$ 1,694.01	\$ 266,858.13	\$ 8,881.51
		€ 1,856.77	€ 1,767.81	€ 1,767.81	€ 1,744.56	€ 1,744.56	€ 8,881.51
		\$ 2,169.49	\$ 1,765.31	\$ 1,765.31	\$ 1,694.01	\$ 342,762.13	\$ 350,156.25
		€ 1,856.77	€ 1,767.81	€ 1,767.81	€ 1,744.56	€ 1,744.56	€ 8,881.51
		\$ 13,016.94	\$ 8,826.55	\$ 8,826.55	\$ 5,098.95	\$ 421,661.85	\$ 457,430.84
		€ 11,140.65	€ 8,839.03	€ 8,839.03	€ 5,251.11	€ 5,251.11	€ 39,320.93
	<b>Arrears \$250,000 to \$1,000,000</b>	<b>\$ 284,652.11</b>	<b>\$ 120,126.58</b>	<b>\$ 21,183.72</b>	<b>\$ 15,279.94</b>	<b>\$ 2,746,680.27</b>	<b>\$ 3,187,922.62</b>
		<b>€ 313,794.95</b>	<b>€ 330,579.57</b>	<b>€ 90,708.21</b>	<b>€ 53,282.76</b>	<b>€ 15,735.90</b>	<b>€ 804,101.39</b>

	Member Nation	Arrears Outstanding					Total Arrears
		2008	2007	2006	2005	Prior	
17	Bolivia (Plurinational State of)	\$ 20,070.17					\$ 20,070.17
18	Costa Rica	€ 11,140.65			€ 1,060.96		€ 12,201.61
19	Côte d'Ivoire	€ 59,416.80	€ 54,801.96	€ 54,801.96	€ 15,757.67		€ 184,778.39
20	Djibouti	\$ 19,525.41					\$ 19,525.41
21	Equatorial Guinea	€ 16,710.98	€ 17,678.05	€ 10,289.19			€ 44,678.22
22	Guatemala	\$ 2,169.49					\$ 2,169.49
23	Guinea-Bissau	€ 1,826.77					€ 1,826.77
24	Guyana	\$ 2,902.81					\$ 2,902.81
25	Kiribati	€ 1,307.96					€ 1,307.96
26	Libyan Arab Jamahiriya		\$ 73,537.77				\$ 73,537.77
27	Micronesia (Federated States of)	€ 38,739.31					€ 38,739.31
28	Montenegro	\$ 2,169.49	\$ 1,765.31	\$ 1,765.31	\$ 1,694.01	\$ 97,348.13	\$ 104,742.25
29	Myanmar	€ 1,856.77	€ 1,767.81	€ 1,767.81	€ 1,744.56	€ 1,744.56	€ 8,881.51
30	Nauru	€ 1,082.78					€ 1,082.78
31	Nicaragua	\$ -	\$ 1,765.31	\$ 1,765.31			\$ 3,530.62
32	Nigeria						€ -
33	Pakistan	€ 1,856.77	€ 1,290.21				€ 3,146.98
34	Palau	\$ 2,009.46					\$ 2,009.46
35	Paraguay	€ 163.97					€ 163.97
36	Sierra Leone	€ 1,856.77	€ 1,767.81	€ 1,767.81	€ 1,744.56	€ 1,744.56	€ 8,881.51
37	Solomon Islands	\$ 4,338.98	\$ 1,765.31	\$ 1,767.81	€ 1,744.56	€ 579.75	\$ 6,104.29
		€ 3,713.55	€ 1,767.81	€ 1,767.81	€ 1,744.56	€ -	€ 9,573.48
		\$ 28,488.17					\$ 28,488.17
		€ 2,440.68					€ 2,440.68
		\$ 2,169.49	\$ 1,765.31	\$ 1,765.31	\$ 1,694.01	\$ 1,094.01	\$ 8,488.13
		€ 1,856.77	€ 1,767.81	€ 1,767.81	€ 1,744.56	€ 1,744.56	€ 8,881.51
		€ 9,283.88	€ 21,213.66	€ 21,213.66	€ 14,479.84		€ 66,191.04
		€ 1,856.77	€ 1,767.81	€ 1,767.81	€ 1,744.56	€ 1,744.56	€ 8,881.51
					\$ 1,694.01	\$ 49,682.13	\$ 51,376.14
					€ 1,744.56	€ 1,744.56	€ 3,489.12



	Member Nation	Arrears Outstanding					Total Arrears
		2008	2007	2006	2005	Prior	
38	Tajikistan	\$ 2,169.49				\$ 125,352.07	\$ 127,521.56
		€ 359.38					€ 359.38
39	Timor-Leste						\$ -
		€ 1,856.77	€ 1,767.81				€ 3,624.58
40	Tunisia						\$ -
		€ 620.63					€ 620.63
41	Uzbekistan			\$ 24,714.34			\$ 24,714.34
			€ 24,749.27				€ 24,749.27
42	Vanuatu	\$ 2,169.49					\$ 2,169.49
		€ 1,856.77					€ 1,856.77
	<b>Arrears less than \$250,000</b>	<b>\$ 88,182.45</b>	<b>\$ 105,313.35</b>	<b>\$ 5,295.93</b>	<b>\$ 5,082.03</b>	<b>\$ 273,476.34</b>	<b>\$ 477,350.10</b>
		<b>€ 159,804.73</b>	<b>€ 130,340.01</b>	<b>€ 95,143.86</b>	<b>€ 41,765.83</b>	<b>€ 9,302.55</b>	<b>€ 436,356.98</b>
	<b>Total of all Member Nations</b>	<b>\$ 1,590,157.64</b>	<b>\$ 225,439.93</b>	<b>\$ 1,747,656.90</b>	<b>\$ 98,004.76</b>	<b>\$ 18,102,566.12</b>	<b>\$ 21,763,825.35</b>
		<b>€ 801,900.97</b>	<b>€ 863,979.12</b>	<b>€ 1,623,664.15</b>	<b>€ 333,459.48</b>	<b>€ 212,982.00</b>	<b>€ 3,835,985.72</b>

---

**APPENDIX D**


---

**Arrears paid in full during Calendar Year 2009 - status as at 31 December 2009**

No	Member Nation	Arrears Paid USD	Arrears Paid EUR
1	Armenia	\$ 75,000.00	€ -
2	Azerbaijan	\$ 125,682.25	€ 444.85
3	Benin	\$ -	€ 1,789.22
4	Bulgaria	\$ 43,389.80	€ -
5	Burundi	\$ 30,256.11	€ 2,341.58
6	Cape Verde	\$ 3,934.80	€ 3,624.58
7	Central African Republic	\$ 214,733.25	€ 8,881.51
8	Cook Islands	\$ 2,169.49	€ 1,856.77
9	Democratic People's Republic of Korea	\$ -	€ 12,997.43
10	Democratic Republic of the Congo	\$ 38,522.23	€ 30,203.39
11	Dominica	\$ -	€ 3,624.58
12	Ecuador	\$ -	€ 4,428.22
13	Eritrea	\$ 2,169.49	€ 1,856.77
14	Ghana	\$ 1,616.72	€ 355.88
15	Guinea	\$ 2,169.49	€ 12,312.74
16	Haiti	\$ 4,338.98	€ 5,303.42
17	Iceland	\$ -	€ 68,700.68
18	Iran, Islamic Republic of	\$ 675,794.72	€ 618,924.88
19	Mauritania	\$ 5,700.11	€ 5,392.39
20	Mexico	\$ 5,182,877.18	€ 8,478,752.52
21	Moldova, Republic of	\$ 110,000.00	€ -
22	Niger	\$ 1,765.31	€ -
23	Philippines	\$ -	€ 257,564.63
24	Republic of Korea	\$ 4,738,166.16	€ -
25	Seychelles	\$ 14,608.45	€ 701.31
26	Saint Vincent and the Grenadines	\$ 2,169.49	€ 1,856.77
27	Suriname	\$ 2,169.49	€ 1,856.77
28	Swaziland	\$ 4,338.98	€ -
29	Trinidad and Tobago	\$ 2,000.00	€ -
30	Uganda	\$ -	€ 477.11
31	Yemen	\$ 1,712.28	€ 227.28
<b>Total of all Member Nations</b>		<b>\$ 11,285,284.78</b>	<b>€ 9,524,475.28</b>

---

**APPENDIX E**


---

**Arrears paid in part during Calendar Year 2009 as at 31 December 2009**

No	Member Nation	Arrears Paid USD	Arrears Paid EUR	Remaining Balance USD	Remaining Balance EUR
1	Argentina	\$ 13,092,521.07	€ 1,811,011.00	\$ 1,721,177.25	€ 1,279,450.07
2	Bolivia (Plurinational State of)	\$ 55,636.29	€ -	\$ 20,070.17	€ 12,201.61
3	Chile	\$ -	€ 347.89	\$ -	€ 861,871.21
4	Costa Rica	\$ 160,334.84	€ 54,373.43	\$ -	€ 184,778.39
5	Cuba	\$ 233,000.00	€ -	\$ 39,499.74	€ 182,135.00
6	Dominican Republic	\$ 52,189.65	€ 43,794.02	\$ 96,825.06	€ 208,683.86
7	Georgia	\$ 20,000.00	€ -	\$ 1,217,323.08	€ -
8	Guatemala	\$ 60,054.24	€ 24,950.55	\$ -	€ 38,739.31
9	Guyana	\$ -	€ 773.99	\$ -	€ 1,082.78
10	Iraq	\$ 547,613.03	€ 50,467.34	\$ 4,928,517.30	€ 454,206.07
11	Kyrgyzstan	\$ 2,169.49	€ 2,781.56	\$ 870,801.26	€ 6,099.95
12	Liberia	\$ 22,631.20	€ -	\$ 275,756.04	€ 8,881.51
13	Libyan Arab Jamahiriya	\$ 170,931.72	€ 115,120.05	\$ 73,537.77	€ -
14	Micronesia (Federated States of)	\$ -	€ 1,748.44	\$ -	€ 3,146.98
15	Montenegro	\$ 601.36	€ -	\$ 2,009.46	€ -
16	Myanmar	\$ 10,847.45	€ 10,811.43	\$ -	€ 163.97
17	Nauru	\$ 16,342.63	€ -	\$ -	€ 8,881.51
18	Nigeria	\$ -	€ 59,822.69	\$ 28,488.17	€ -
19	Pakistan	\$ 262.41	€ 107,109.05	\$ -	€ 2,440.68
20	Paraguay	\$ -	€ 41,075.55	\$ -	€ 66,191.04
21	Peru	\$ 50,000.00	€ -	\$ 223,405.78	€ 311,002.12
22	Sierra Leone	\$ 97,042.58	€ -	\$ -	€ 8,881.51
23	Tajikistan	\$ 16,600.00	€ 4,100.00	\$ 127,521.56	€ 359.38
24	Timor-Leste	\$ 3,934.80	€ -	\$ -	€ 3,624.58
25	United States of America	\$ 22,190,349.00	€ 45,917,377.00	\$ 1,826,227.00	€ -
<b>Total of all Member Nations</b>		<b>\$ 36,803,061.76</b>	<b>€ 48,245,663.99</b>	<b>\$ 11,451,159.64</b>	<b>€ 3,642,821.53</b>

## APPENDIX F

## Member Nations having made no payment in 2009 against outstanding arrears - status as at 31 December 2009

No.	Member Nation	Arrears Outstanding					Total Arrears
		2008	2007	2006	2005	Prior	
1	Antigua and Barbuda	\$ 4,338.98	\$ 5,295.93	\$ 5,295.93	\$ 3,404.95	\$ 304,427.98	\$ 322,763.77
		€ 3,713.55	€ 5,303.42	€ 5,303.42	€ 3,506.55	€ 3,506.55	€ 21,333.49
2	Comoros	\$ 2,169.49	\$ 1,765.31	\$ 1,765.31	\$ 1,694.01	\$ 269,637.51	\$ 277,031.63
		€ 1,856.77	€ 1,767.81	€ 1,767.81	€ 1,744.56	€ 1,744.56	€ 8,881.51
3	Côte d'Ivoire	\$ 19,525.41					\$ 19,525.41
		€ 16,710.98	€ 17,678.05	€ 10,289.19			€ 44,678.22
4	Djibouti	\$ 2,169.49					\$ 2,169.49
		€ 1,826.77					€ 1,826.77
5	Equatorial Guinea	\$ 2,902.81					\$ 2,902.81
		€ 1,307.96					€ 1,307.96
6	Guinea-Bissau	\$ 2,169.49	\$ 1,765.31	\$ 1,765.31	\$ 1,694.01	\$ 97,348.13	\$ 104,742.25
		€ 1,856.77	€ 1,767.81	€ 1,767.81	€ 1,744.56	€ 1,744.56	€ 8,881.51
7	Kiribati		\$ 1,765.31	\$ 1,765.31			\$ 3,530.62
8	Nicaragua	\$ 4,338.98	\$ 1,765.31				\$ 6,104.29
		€ 3,713.55	€ 1,767.81	€ 1,767.81	€ 1,744.56	€ 579.75	€ 9,573.48
9	Palau	\$ 2,169.49	\$ 1,765.31	\$ 1,765.31	\$ 1,694.01	\$ 1,094.01	\$ 8,488.13
		€ 1,856.77	€ 1,767.81	€ 1,767.81	€ 1,744.56	€ 1,744.56	€ 8,881.51
10	Sao Tome and Principe	\$ 2,169.49	\$ 1,765.31	\$ 1,765.31	\$ 1,694.01	\$ 266,858.13	\$ 274,252.25
		€ 1,856.77	€ 1,767.81	€ 1,767.81	€ 1,744.56	€ 1,744.56	€ 8,881.51
11	Solomon Islands				\$ 1,694.01	\$ 49,682.13	\$ 51,376.14
					€ 1,744.56	€ 1,744.56	€ 3,489.12
12	Somalia	\$ 2,169.49	\$ 1,765.31	\$ 1,765.31	\$ 1,694.01	\$ 342,762.13	\$ 350,156.25
		€ 1,856.77	€ 1,767.81	€ 1,767.81	€ 1,744.56	€ 1,744.56	€ 8,881.51
13	Tunisia						€ 620.63
		\$ 620.63					\$ 620.63
14	Turkmenistan	\$ 13,016.94	\$ 8,826.55	\$ 8,826.55	\$ 5,098.95	\$ 421,661.85	\$ 457,430.84
		€ 11,140.65	€ 8,839.03	€ 8,839.03	€ 5,251.11	€ 5,251.11	€ 39,320.93
15	Uzbekistan		\$ 24,714.34				\$ 24,714.34
			€ 24,749.27				€ 24,749.27
16	Vanuatu	\$ 2,169.49					\$ 2,169.49
		€ 1,856.77					€ 1,856.77
17	Yugoslavia					\$ 8,405,308.00	\$ 8,405,308.00
<b>Total of all Member Nations</b>		<b>\$ 57,140.06</b>	<b>\$ 49,428.68</b>	<b>\$ 22,949.03</b>	<b>\$ 16,973.95</b>	<b>\$ 9,891,921.74</b>	<b>\$ 10,312,665.71</b>
		<b>€ 50,174.71</b>	<b>€ 67,176.63</b>	<b>€ 35,038.50</b>	<b>€ 20,969.58</b>	<b>€ 19,804.77</b>	<b>€ 193,164.19</b>

## APPENDIX G

## Member Nations with Potential Voting Rights Problems - status at 31 December 2009

Member Nation	Amount in Arrears US\$	Amount in Arrears Euro	Euro Arrears Converted at Budget Rate into US\$	Consolidated Arrears Expressed in US\$	Contribution Due for Two Preceding years US\$	Contribution Due for Two Preceding years Euro	Euro Assessment Converted at Budget Rate into US\$	Consolidated Contributions Due for Two Preceding years	Minimum Payment required to Ensure Vote in US\$
1 Antigua and Barbuda	\$ 322,763.77	€ 21,333.49	\$ 26,018.16	\$ 348,781.93	\$ 9,634.91	€ 9,016.97	\$ 11,361.49	\$ 20,996.40	\$ 327,786.52
2 Comoros	\$ 277,031.63	€ 8,881.51	\$ 10,884.65	\$ 287,916.28	\$ 3,934.80	€ 3,624.58	\$ 4,628.90	\$ 8,563.70	\$ 279,353.58
3 Dominican Republic	\$ 96,825.06	€ 208,683.86	\$ 255,909.44	\$ 352,734.50	\$ 115,618.92	€ 108,203.58	\$ 136,337.90	\$ 251,956.82	\$ 100,778.67
4 Georgia	\$ 1,217,323.08	€ -	\$ -	\$ 1,217,323.08	\$ 11,804.40	€ 10,873.75	\$ 13,886.71	\$ 25,691.11	\$ 1,191,632.97
5 Guinea-Bissau	\$ 104,742.25	€ 8,881.51	\$ 10,884.65	\$ 115,626.90	\$ 3,934.80	€ 3,624.58	\$ 4,628.90	\$ 8,563.70	\$ 107,064.20
6 Iraq	\$ 4,928,517.30	€ 454,206.07	\$ 545,240.00	\$ 5,473,757.30	\$ 60,787.31	€ 56,136.51	\$ 71,537.22	\$ 132,324.53	\$ 5,341,433.77
7 Kyrgyzstan	\$ 870,801.26	€ 6,099.95	\$ 7,574.59	\$ 878,375.85	\$ 3,934.80	€ 3,624.58	\$ 4,628.90	\$ 8,563.70	\$ 869,813.16
8 Liberia	\$ 275,756.04	€ 8,881.51	\$ 10,884.65	\$ 286,640.69	\$ 3,934.80	€ 3,624.58	\$ 4,628.90	\$ 8,563.70	\$ 278,077.99
9 Nauru	\$ -	€ 8,881.51	\$ 10,884.65	\$ 10,884.65	\$ 3,934.80	€ 3,624.58	\$ 4,628.90	\$ 8,563.70	\$ 2,321.95
10 Nicaragua	\$ 6,104.29	€ 9,573.48	\$ 12,023.74	\$ 18,128.03	\$ 6,104.29	€ 5,481.36	\$ 7,154.12	\$ 13,258.41	\$ 4,870.63
11 Palau	\$ 8,488.13	€ 8,881.51	\$ 10,884.65	\$ 19,372.78	\$ 3,934.80	€ 3,624.58	\$ 4,628.90	\$ 8,563.70	\$ 10,810.08
12 Sao Tome and Principe	\$ 274,252.25	€ 8,881.51	\$ 10,884.65	\$ 285,136.90	\$ 3,934.80	€ 3,624.58	\$ 4,628.90	\$ 8,563.70	\$ 276,574.20
13 Sierra Leone	\$ -	€ 8,881.51	\$ 10,884.65	\$ 10,884.65	\$ 3,934.80	€ 3,624.58	\$ 4,628.90	\$ 8,563.70	\$ 2,321.95
14 Solomon Islands	\$ 51,376.14	€ 3,489.12	\$ 4,152.05	\$ 55,528.19	\$ 3,934.80	€ 3,624.58	\$ 4,628.90	\$ 8,563.70	\$ 46,965.50
15 Somalia	\$ 350,156.25	€ 8,881.51	\$ 10,884.65	\$ 361,040.90	\$ 3,934.80	€ 3,624.58	\$ 4,628.90	\$ 8,563.70	\$ 352,478.20
16 Tajikistan	\$ 127,521.56	€ 359.38	\$ 488.76	\$ 128,010.32	\$ 3,934.80	€ 3,624.58	\$ 4,628.90	\$ 8,563.70	\$ 119,447.62
17 Turkmenistan	\$ 457,430.84	€ 39,320.93	\$ 48,685.82	\$ 506,116.66	\$ 21,843.49	€ 19,979.68	\$ 25,669.72	\$ 47,513.21	\$ 458,604.44
	<b>\$ 9,369,089.85</b>	<b>€ 814,118.36</b>	<b>\$ 987,169.74</b>	<b>\$ 10,356,259.59</b>	<b>\$ 269,076.12</b>	<b>€ 249,562.16</b>	<b>\$ 316,865.02</b>	<b>\$ 585,941.14</b>	<b>\$ 9,770,335.45</b>

## APPENDIX H

### Payment patterns of largest 15 contributors (representing approximately 84.65% of assessed contributions)

#### Current Assessments Received/Unpaid 2004-2009 (millions of USD and EUR)

	Rate	Year	Assessed	Jan	Feb	Mar	Apr	May	Jun	Jul	Aug	Sep	Oct	Nov	Dec	Unpaid at period end
United States of America	22.000%	2009 EUR	40.85												32.68	8.17
		2009 USD	53.53											42.82		10.71
	22.000%	2008 EUR	40.85												2.50	38.35
		2008 USD	53.53											37.47		16.06
	22.000%	2007 EUR	38.89												27.27	11.62
		2007 USD	41.79												29.25	12.54
	22.000%	2006 EUR	38.89											15.72	16.57	6.60
		2006 USD	41.79												22.00	19.79
	22.000%	2005 EUR	38.38											16.46	21.92	-
		2005 USD	38.67													38.67
	22.000%	2004 EUR	38.38											7.90	30.48	-
		2004 USD	38.67											9.09	12.32	17.26
Japan	16.706%	2009 EUR	31.02	5.94				25.08								-
		2009 USD	36.24	1.22				35.02								-
	16.706%	2008 EUR	31.02								31.02					-
		2008 USD	36.24								36.24					-
	19.858%	2007 EUR	35.10							17.53				17.53		-
		2007 USD	35.06							17.55				17.55		-
	19.858%	2006 EUR	35.10											17.55	17.55	-
		2006 USD	35.06											17.53	17.53	-
	19.611%	2005 EUR	34.21											17.11		17.10
		2005 USD	33.22											16.61		16.61
	19.611%	2004 EUR	34.21											34.21		-
		2004 USD	33.22											33.22		-

Rate	Year	Assessed	Jan	Feb	Mar	Apr	May	Jun	Jul	Aug	Sep	Oct	Nov	Dec	Unpaid at period end
Germany	8.619%	2009 EUR	16.00							16.00					-
		2009 USD	18.70	18.70											-
	8.619%	2008 EUR	16.00						16.00						-
		2008 USD	18.70	18.70											-
	8.835%	2007 EUR	15.62							15.62					-
		2007 USD	15.60		15.60										-
	8.835%	2006 EUR	15.62										15.62		-
		2006 USD	15.60	15.60											-
	9.817%	2005 EUR	17.13						17.13						-
		2005 USD	16.63	16.63											-
	9.817%	2004 EUR	17.13							17.13					-
		2004 USD	16.63	16.63											-
United Kingdom	6.675%	2009 EUR	12.39					12.39							-
		2009 USD	14.48		0.20			14.28							-
	6.675%	2008 EUR	12.39					12.39							-
		2008 USD	14.48		2.34			12.14							-
	6.250%	2007 EUR	11.05					11.05							-
		2007 USD	11.03		0.97			10.06							-
	6.250%	2006 EUR	11.05											11.05	-
		2006 USD	11.03											11.03	-
	5.563%	2005 EUR	9.70					9.70							-
		2005 USD	9.43		5.03			4.40							-
	5.563%	2004 EUR	9.70						9.70						-
		2004 USD	9.43	2.38					7.05						-

Rate	Year	Assessed	Jan	Feb	Mar	Apr	May	Jun	Jul	Aug	Sep	Oct	Nov	Dec	Unpaid at period end
6.332%	2009 EUR	11.76		11.76											-
	2009 USD	13.74		13.74											-
6.332%	2008 EUR	11.76		11.76											-
	2008 USD	13.74		13.74											-
6.151%	2007 EUR	10.87			10.87										-
	2007 USD	10.86			10.86										-
6.151%	2006 EUR	10.87		10.87											-
	2006 USD	10.86			10.86										-
6.498%	2005 EUR	11.34	11.34												-
	2005 USD	11.01	11.01												-
6.498%	2004 EUR	11.34		11.34											-
	2004 USD	11.01		11.01											-
5.104%	2009 EUR	9.48						9.48							-
	2009 USD	11.07						11.07							-
5.104%	2008 EUR	9.48			9.48										-
	2008 USD	11.07			11.07										-
4.983%	2007 EUR	8.81						8.81							-
	2007 USD	8.80						8.80							-
4.983%	2006 EUR	8.81		8.81											-
	2006 USD	8.80			8.80										-
5.089%	2005 EUR	8.88				8.88									-
	2005 USD	8.62				8.62									-
5.089%	2004 EUR	8.88						8.88							-
	2004 USD	8.62						8.62							-

Italy












 <b>Food and Agriculture Organization of the United Nations</b> <b>Regular Programme Contributions</b> <b>Largest 25 Contributors</b> <b>Status as at: 31 December 2009</b>									
Member Nations	Assessment Rate	Amounts received year to date (*)		Contributions Outstanding					
				Relating to 2009 Assessments		Arrears: 2008 & prior		Total	
		USD	EUR	USD	EUR	USD	EUR	USD	EUR
1 United States of America	22.000%	65,013,373.00	78,596,617.00	10,705,756.00	8,169,810.00	1,826,227.00	-	12,531,983.00	8,169,810.00
2 Japan	16.706%	36,243,499.94	31,019,283.15	-	-	-	-	-	-
3 Germany	8.619%	18,698,834.31	16,003,543.73	-	-	-	-	-	-
4 United Kingdom	6.675%	14,481,345.75	12,393,973.13	-	-	-	-	-	-
5 France	6.332%	13,737,210.68	11,757,099.30	-	-	-	-	-	-
6 Italy	5.104%	11,073,076.96	9,476,979.60	-	-	-	-	-	-
7 Canada	2.992%	6,491,114.08	5,555,470.80	-	-	-	-	-	-
8 Spain	2.983%	-	5,538,759.83	6,471,588.67	-	-	-	6,471,588.67	-
9 China	2.680%	5,814,233.20	4,976,157.00	-	-	-	-	-	-
10 Mexico	2.268%	10,103,280.50	8,899,068.42	-	3,790,849.80	-	-	-	3,790,849.80
11 Korea, Republic of	2.184%	9,217,566.56	-	258,765.76	4,055,196.60	-	-	258,765.76	4,055,196.60
12 Netherlands	1.882%	4,082,980.18	3,494,450.55	-	-	-	-	-	-
13 Australia	1.796%	3,896,404.04	3,334,767.90	-	-	-	-	-	-
14 Switzerland	1.222%	2,651,116.78	2,268,979.05	-	-	-	-	-	-
15 Russian Federation	1.206%	2,616,404.94	2,239,270.65	-	-	-	-	-	-
16 Belgium	1.108%	2,403,794.92	2,057,306.70	-	-	-	-	-	-
17 Sweden	1.076%	2,334,371.24	1,997,889.90	-	-	-	-	-	-
18 Austria	0.891%	1,933,015.59	1,654,386.53	-	-	-	-	-	-
19 Brazil	0.880%	1,909,151.20	1,633,962.00	-	-	-	-	-	-
20 Norway	0.786%	1,705,219.14	1,459,425.15	-	-	-	-	-	-
21 Saudi Arabia	0.752%	1,631,456.48	1,396,294.80	-	-	-	-	-	-
22 Denmark	0.743%	1,611,931.07	1,379,583.83	-	-	-	-	-	-
23 Greece	0.599%	1,299,524.51	1,112,208.23	-	-	-	-	-	-
24 Finland	0.567%	1,230,100.83	1,052,791.43	-	-	-	-	-	-
25 Portugal	0.530%	1,149,829.70	984,090.75	-	-	-	-	-	-
Total Largest 25 Contributors	92.581%	221,328,835.60	210,282,359.43	17,436,110.43	16,015,856.40	1,826,227.00	-	19,262,337.43	16,015,856.40
All other Member Nations	7.419%	30,408,106.09	14,628,044.93	1,648,673.99	2,521,378.51	19,937,598.35	3,835,985.72	21,586,272.34	6,357,364.23
Total	100.000%	251,736,941.69	224,910,404.36	19,084,784.42	18,537,234.91	21,763,825.35	3,835,985.72	40,848,609.77	22,373,220.63

(\*) includes advances from 2008