

2024

National Cemetery Administration

State, Tribal or Territorial Veterans Cemeteries Satisfaction Survey



VA



U.S. Department
of Veterans Affairs

Texas State Report
August 2024

INDEX

	Page #
REPORT OVERVIEW	4
KEY PERFORMANCE INDICATORS	8
Quality of service (NOK/FD)	10
Cemetery appearance (NOK/FD)	12
Gravesite appearance is excellent (NOK)	14
Committal shelter was private, clean and free of safety hazards (NOK/FD)	15
Sufficient signs within the cemetery (NOK/FD)	17
Upkeep is excellent (NOK/FD)	19
Recommend cemetery (NOK/FD)	21
Satisfaction with committal service (NOK)	23
Satisfaction with amount of time for placement (NOK)	24
Ease of scheduling process (FD)	25
Satisfaction with the length of time to schedule an interment (FD)	26
TRUST	27
Maintain as national shrines (NOK/FD)	28
Honors all Veterans (NOK/FD)	32
Reasons for choosing state, tribal or territorial Veterans cemetery (NOK)	34
BENEFITS AWARENESS & SATISFACTION WITH NCA SERVICES & PRODUCTS - NOK	35
Satisfaction with information provided (NOK)	36
Top way to find out about benefits (NOK)	38
Best way to convey information (NOK)	39
Satisfaction with NCA's available dates and times for scheduling service (NOK)	42
PACT Act awareness (NOK)	47
VLM awareness (NOK)	48
Pre-need awareness (NOK)	51
SATISFACTION WITH INFORMATION & COMMUNICATION - FD	57
Satisfaction with communication (FD)	58
Characterize communication as good or excellent (FD)	59
Provides most information re: policies & procedures (FD)	61
Best way to communicate (FD)	66
SATISFACTION WITH COMMITTAL SERVICE(S) – NOK	69
Cemetery accommodated special needs (NOK)	71
Videos helped with understanding the burial process (NOK)	74
Experience at the cemetery was similar to the video (NOK)	75
SATISFACTION WITH COMMITTAL SERVICE SCHEDULING AND STAFF SUPPORT - FD	77
Satisfaction with dates and times to schedule the committal service and/or interment (FD)	78
Ease of scheduling at a state, tribal or territorial Veterans cemetery compared to another cemetery type (FD)	79
Received the support needed from cemetery staff (FD)	80
SATISFACTION WITH HEADSTONES, MARKERS, & COLUMBARIUM NICHE COVERS - NOK	88
Satisfaction with quality and appearance (NOK)	91
Accurate inscription (NOK)	92
SATISFACTION WITH CEMETERY EXPERIENCE	93
Courteous staff (NOK/FD)	94
Professional staff (NOK/FD)	96
Overall experience (NOK/FD)	100

STATE, TRIBAL OR TERRITORIAL VETERANS CEMETERIES IN COMPARISON TO NATIONAL CEMETERIES - NOK	104
Appearance compared favorably (NOK)	108
Quality of Service compared favorably (NOK)	109
Honor of interment is equivalent (NOK)	110
FUNERAL DIRECTOR RESOURCES & OFFERINGS	111
Inform families of burial and memorial benefits (FD)	112
Aware of funeral director resources on the NCA website (FD)	113
Provide information resources on military honors to next of kin (FD)	114
Aware of the NCA Pre-Need Eligibility process (FD)	115
Customers request "green" (i.e., environmentally sensitive) burials (FD)	116
Offer livestreaming of committal services at cemeteries (FD)	117
APPENDICES	118
Appendix A: Respondent Characteristics: Next of Kin and Funeral Directors	118
Appendix B: Methodology and Survey Instruments	151
Appendix C: User Guide	189
Appendix D: Question Locator	193
Appendix E: Response Rates	199
Appendix F: Survey Results by Question	207

Report Overview

SECTION DESCRIPTION

- This section presents an overview of the content of this report. The next of kin survey data and analysis presented in this report only pertains to experiences with state Veterans cemeteries. Since there were no tribal cemetery interment records available in BOSS, no surveys were mailed to next of kin about tribal Veterans cemeteries.

Report Overview

Report Overview

NCA strives to provide the best service and to be the model of excellence for burial and memorials for our Nation's Veterans and their families. The data from the administration of this survey helps NCA to assess its compliance with the Agency's mission to honor eligible Veterans, active-duty Service Members and eligible family members with final resting places in national shrines and with lasting tributes that commemorate their service and sacrifice to our Nation. Further, the feedback from next of kin and funeral directors serves to improve NCA policy, planning, and operational efforts as it relates to the quality of the services provided to Veterans and their families. The 2024 State, Tribal or Territorial Veterans Cemeteries Next of Kin/Family Member Satisfaction Survey and the state, tribal or territorial Veterans cemeteries component of the 2024 Funeral Director Satisfaction Survey represent the eleventh national administration of this satisfaction survey and the eleventh time a web survey option was offered to respondents.

Data for the 2024 survey were collected from next of kin (NOK) and funeral directors (FD) in two fieldings:

2024 Survey Fielding Schedule			
Cohort	Survey Fielding	NOK/FD	Interment Population
Cohort 1	2/22/24 – 6/17/24	NOK (English)	1/1/23 – 6/30/23
		FD (English)	1/1/23 – 12/31/23
Cohort 2	3/29/24 – 6/17/24	NOK (English)	7/1/23 – 12/31/23
		NOK & FD (Spanish)	1/1/23 – 12/31/23

Next of kin and funeral director mailing data were extracted from NCA's Burial Operations Support System (BOSS) and Automated Monument Application System (AMAS) database of interments. The survey was mailed to 19,010 next of kin who had interred a loved one at a state Veterans cemetery during the time period of January 1, 2023 through December 31, 2023. The survey was also mailed to 12,280 funeral directors who had worked with VA national cemeteries, private cemeteries, and state, tribal, or territorial Veteran cemeteries for the interment of a Veteran or eligible family member during the designated time period. A total of 10,810 completed questionnaires (8,202 next of kin and 2,608 funeral directors) were returned, which resulted in an overall survey response rate of 35.75% (44.53% for next of kin and 22.06% for funeral directors). The survey response rate calculation excludes those returned as not deliverable.

The next of kin survey data presented in this report only pertains to state Veterans cemeteries. Since there were no records of tribal cemetery interments in the BOSS database, no records were sent to next of kin about tribal Veterans cemeteries.

In this report survey findings are presented in ten sections:

- The first section depicts Key Performance Indicators (KPIs) derived from NCA's strategic performance measures and includes the associated KPI Targets. Survey items provide information on next of kin and funeral director overall satisfaction with state, tribal or territorial cemeteries.
- The KPI Section contains questions and metrics that would normally fall into one of the other sections of this report. However, each question and result will only be presented once with the exception of comparative analysis.
- The remaining sections present survey findings on specific areas of satisfaction for each group (next of kin and funeral directors).

Report Overview

- Finally, where applicable, data for questions asked across multiple years are presented, allowing the reader to assess changes in respondent satisfaction over time.

Six appendices follow the main body of the report:

- Appendix A: Respondent Characteristics – presents self-reported demographic information for next of kin and funeral directors in the respondent sample.
- Appendix B: Methodology and Survey Instruments – describes the methodology used to administer the survey. Copies of the 2024 State, Tribal or Territorial Veterans Cemeteries Next of Kin/Family Member Satisfaction Survey and 2024 Funeral Director Satisfaction Survey are also included in this appendix.
- Appendix C: User Guide – presents an explanation of how to read and interpret the graphs and tables used throughout the report.
- Appendix D: Question Locator – provides a reference chart that lists each survey item and the corresponding report page number the data can be found.
- Appendix E: Response Rates – presents response rates for the 2024 State, Tribal or Territorial Veterans Cemeteries Next of Kin/Family Member Satisfaction Survey, the 2024 Funeral Director Satisfaction Survey, and the cemeteries included in the survey.
- Appendix F: Survey Results by Question – reports the next of kin and funeral director survey results by question.

The table below provides references to abbreviations used throughout the report.

Survey Source and Question Abbreviations	
Shorthand	Survey Source
Question xx/yy	“Question xx/yy” denotes that the question was asked to both next of kin and funeral directors. The first number (xx) is the question number for next of kin, and the second number (yy) is the question number for funeral directors. These questions are derived from the 2024 State, Tribal or Territorial Veterans Cemeteries Next of Kin/Family Member Satisfaction Survey and state, tribal or territorial Veteran cemetery component of the 2024 Funeral Director Satisfaction Survey, respectively.
STVC NOK Qxx	“STVC NOK” denotes that the question was derived from the 2024 State, Tribal or Territorial Veterans Cemeteries Next of Kin/Family Member Satisfaction Survey.
STVC FD Qyy	“STVC FD” denotes that the question was derived from the state, tribal or territorial Veterans Cemeteries component of the 2024 Funeral Director Satisfaction Survey.
GEN FD Qyy	“GEN FD” denotes that the question was derived from the “2024 Funeral Director National Satisfaction Survey” component of the 2024 Funeral Director Satisfaction Survey.

Unless otherwise annotated in the Section Description, the questions and data in this report were primarily sourced from the 2024 State, Tribal or Territorial Veterans Cemeteries Next of Kin/Family Member Satisfaction Survey and 2024 Funeral Director Satisfaction Survey, respectively.

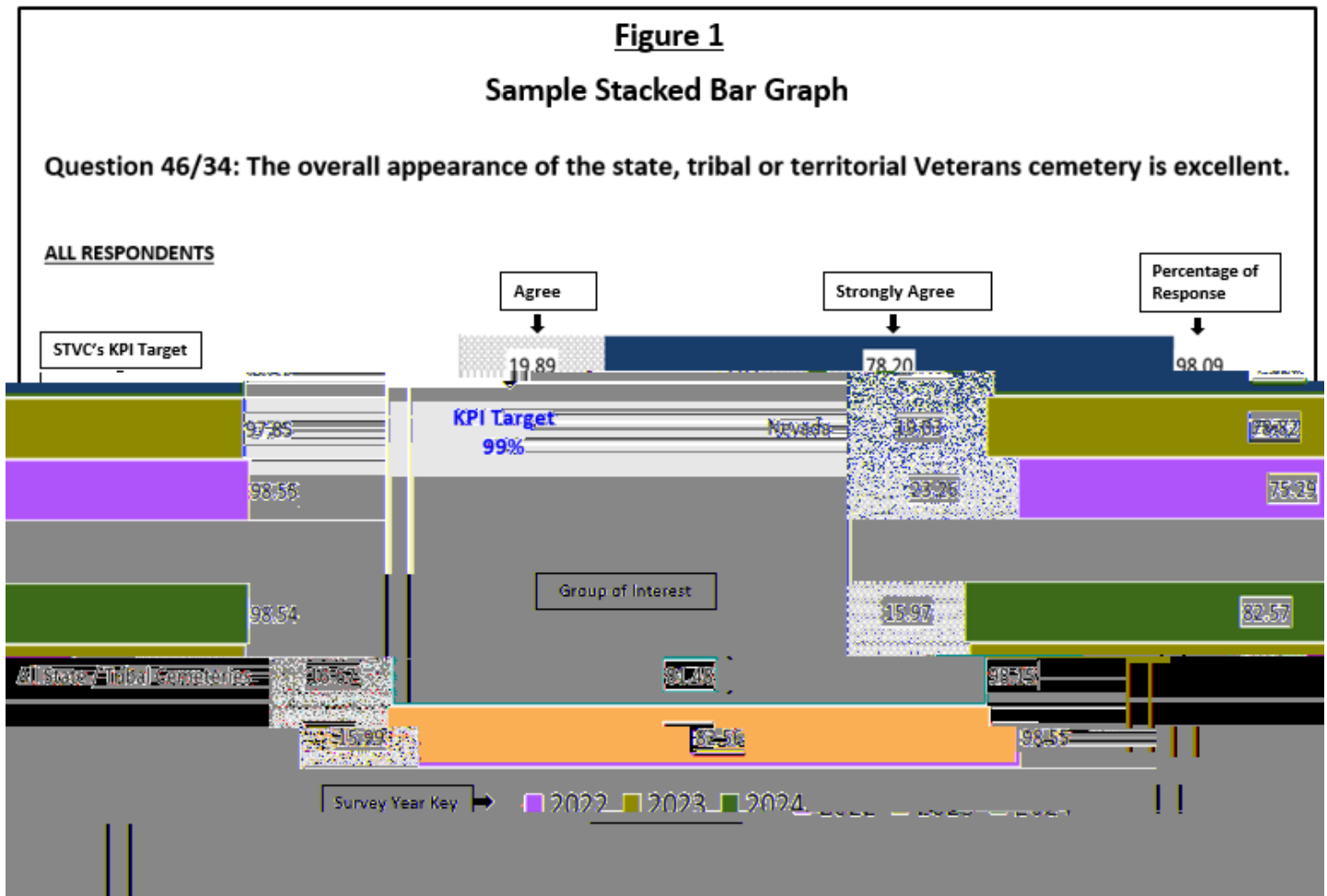
Report Overview

Throughout this report, stacked bar graphs are used to show the percentage of participants responding positively to survey items across all respondents. When applicable, aggregate and break-out views are presented for next of kin and funeral director respondents of the same question. A sample stacked bar graph is presented below (see Figure 1) with labels to aid in interpretation of these graphs used throughout this report. Appendix C (page 189) further details how to interpret the graphs and tables used in this report.

Estimates provided in this report are generalizable at the national level. Estimates provided for individual cemeteries are for planning purposes only.

Any data shown in the charts and tables in this report with “n” samples less than 30 are for reporting purposes only and do not provide statistically significant or reliable data. Due to the low n-size, some of the funeral director charts in the Key Performance Indicators, Trust, and Satisfaction with Cemetery Experience sections may not display data since only the “Agree” and “Strongly agree” response options are presented. See Appendix F for a breakdown of the 2024 results.

Due to rounding, some percentages may not sum to 100%.



Key Performance Indicators

SECTION DESCRIPTION

- This section presents survey findings from next of kin and funeral directors on NCA’s 11 Key Performance Indicators for the state, tribal or territorial Veterans cemetery (STVC) system.
- Please refer to the Report Overview section (page 4) for an overview of the contents of the report.

Key Performance Indicators

STVC KEY PERFORMANCE INDICATORS

CEMETERY APPEARANCE, SERVICE & VISITOR ACCOMMODATIONS	OAI TARGET	NC SPM TARGET	TARGET ABC	2024 ACTUAL
Quality of service (STVC Q41/29)	-	SPM 15 (97%)	97%	97.54%
Cemetery appearance (STVC Q46/34)	CRP 1.1.1 (99%)	SPM 16 (99%)	99%	100.00%
Gravesite appearance is excellent (STVC NOK Q44)	CRP 1.1.2 (96%)	-	-	97.83%
Committal shelter was private, clean and free of safety hazards (STVC Q14/26)	CRP 1.1.4 (98%)	-	-	99.46%
Sufficient signs within the National Cemetery (STVC Q40/28)	CRP 1.1.5 (90%)	-	-	94.84%
Upkeep is excellent (STVC Q39/25)	CRP 1.1.6 (98%)	-	-	99.10%
Recommend cemetery (STVC Q49/36)	-	SPM 17 (99%)	99%	99.33%
COMMITTAL SERVICES				
Satisfaction with committal service (STVC NOK Q16)	CRP 1.1.3 (95%)	-	-	99.43%
HEADSTONES, MARKERS, & COLUMBARIUM NICHE COVERS				
Satisfaction with amount of time for placement (STVC NOK Q25)	-	SPM 14 (95%)	95%	96.35%
FUNERAL DIRECTOR RESOURCES & OFFERINGS				
Ease of scheduling process (STVC FD Q14)	-	SPM 18 (88%)	-	100.00%
Satisfaction with the length of time to schedule an interment (STVC FD Q16)	-	SPM 19 (83%)	-	95.83%

* for reference- NC Strategic Performance Measure Target

KPI Target Sources

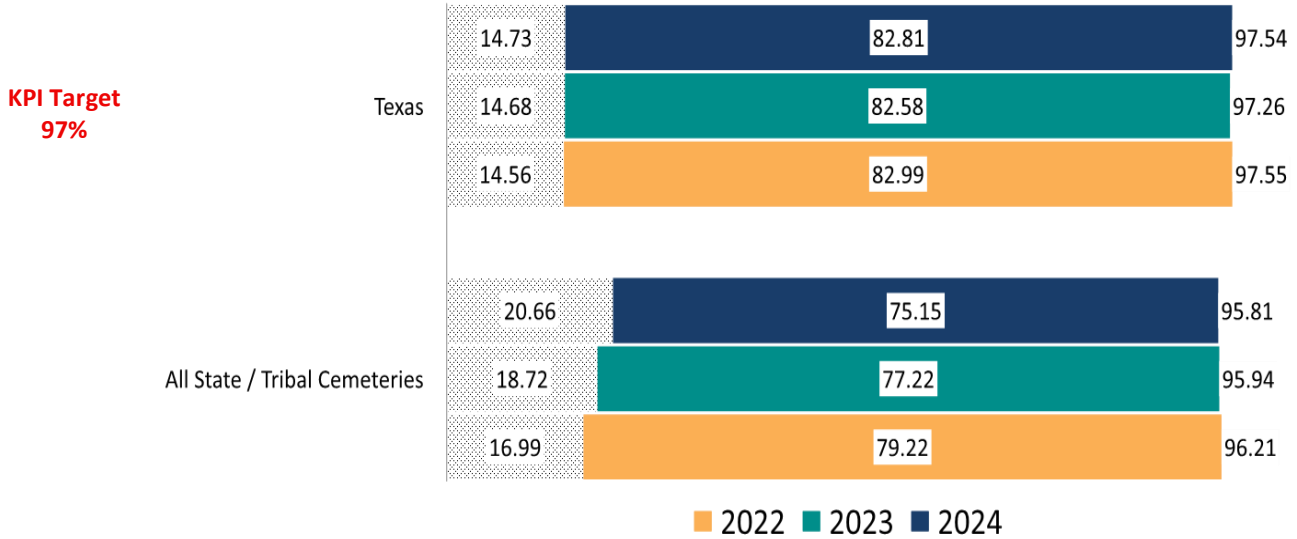
CRP Targets- **CRP Self-Assessment Guide_06062023**, Compliance Review Program (CRP) Guide with CRP Targets published by NCA Improvement and Compliance Service (42D) and annotated in the **CRP SAM_SCORECARD**.

NC SPM Targets- **2024 NCA Operational and Customer Service Strategic Performance Measures (FY24 Target)**, National Cemetery (NC) Strategic Performance Measures (SPM) Targets established by NCA leadership and published by NCA Performance Analysis & Planning Service (42A).

Key Performance Indicators

Question 41/29: The quality of service received from cemetery staff is excellent.

ALL RESPONDENTS



	Year	n	Strongly agree	*Change Score	Agree	Neither agree nor disagree	Disagree	Strongly Disagree
Texas	2024	448	82.81%	0.23%	14.73%	2.46%	0.00%	0.00%
	2023	511	82.58%	-0.41%	14.68%	1.96%	0.39%	0.39%
	2022	529	82.99%	0.19%	14.56%	2.08%	0.00%	0.38%
All State / Tribal Cemeteries	2024	8416	75.15%	-2.07%	20.66%	3.20%	0.65%	0.33%
	2023	8100	77.22%	-2.00%	18.72%	3.00%	0.68%	0.38%
	2022	8605	79.22%	4.24%	16.99%	2.73%	0.69%	0.37%
Central Texas State Veterans Cemetery	2024	213	83.57%	1.63%	14.08%	2.35%	0.00%	0.00%
	2023	227	81.94%	-2.44%	14.54%	2.64%	0.44%	0.44%
	2022	256	84.38%	0.51%	14.45%	1.17%	0.00%	0.00%
Coastal Bend Veterans Cemetery	2024	107	82.24%	-2.16%	14.95%	2.80%	0.00%	0.00%
	2023	141	84.40%	-0.82%	14.18%	1.42%	0.00%	0.00%
	2022	115	85.22%	-0.49%	13.04%	1.74%	0.00%	0.00%
Rio Grande Valley State Veterans Cemetery	2024	59	81.36%	0.48%	15.25%	3.39%	0.00%	0.00%
	2023	68	80.88%	6.49%	14.71%	1.47%	1.47%	1.47%
	2022	82	74.39%	1.37%	19.51%	4.88%	0.00%	1.22%
Texas State Veterans Cemetery at Abilene	2024	69	82.61%	-0.06%	15.94%	1.45%	0.00%	0.00%
	2023	75	82.67%	-1.54%	16.00%	1.33%	0.00%	0.00%
	2022	76	84.21%	0.88%	11.84%	2.63%	0.00%	1.32%

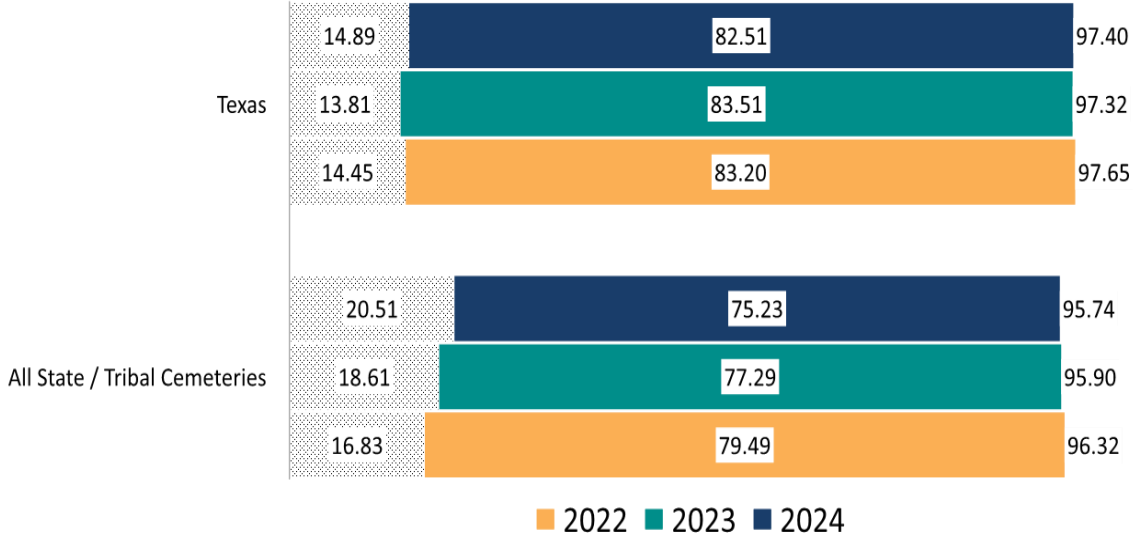
*The change scores represent the difference between the "Strongly agree" categories for the row year and the previous year.

Next of Kin and Funeral Director data for this survey item are presented on the following page.

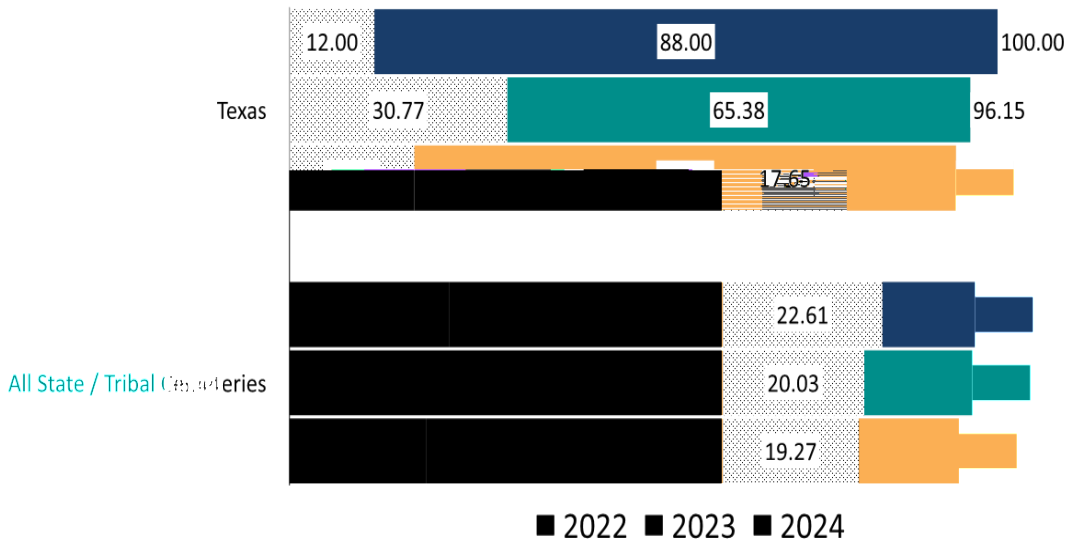
Key Performance Indicators

Question 41/29: The quality of service received from cemetery staff is excellent.

NEXT OF KIN



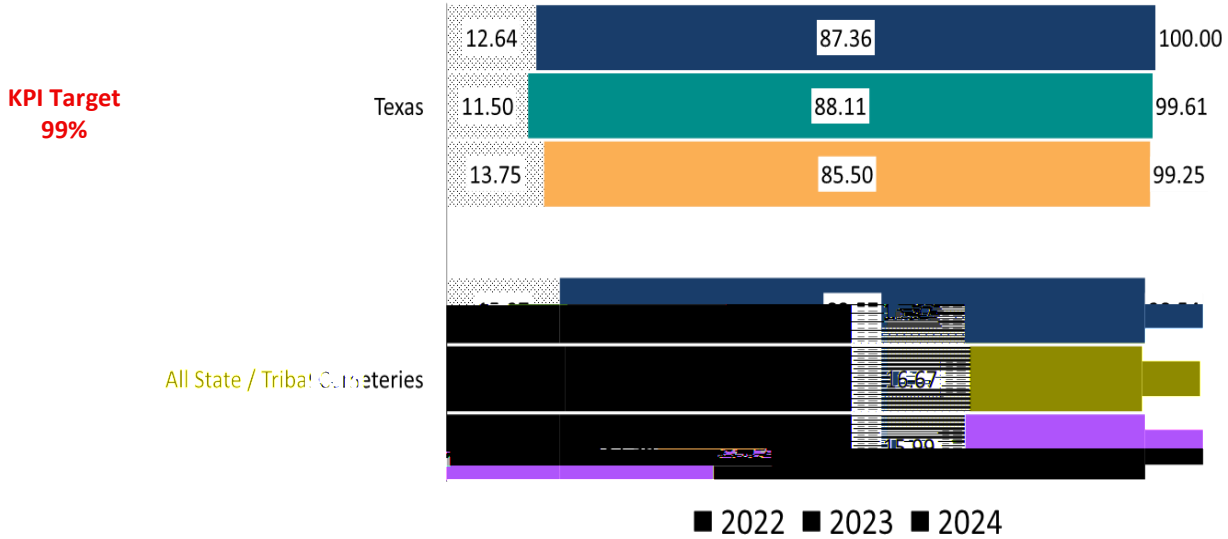
FUNERAL DIRECTORS



Key Performance Indicators

Question 46/34: The overall appearance of the state, tribal or territorial Veterans cemetery is excellent.

ALL RESPONDENTS



	Year	n	Strongly agree	*Change Score	Agree	Neither agree nor disagree	Disagree	Strongly Disagree
Texas	2024	451	87.36%	-0.75%	12.64%	0.00%	0.00%	0.00%
	2023	513	88.11%	2.61%	11.50%	0.39%	0.00%	0.00%
	2022	531	85.50%	-1.84%	13.75%	0.75%	0.00%	0.00%
All State / Tribal Cemeteries	2024	8505	82.57%	1.09%	15.97%	1.03%	0.22%	0.20%
	2023	8200	81.48%	-1.08%	16.67%	1.49%	0.24%	0.12%
	2022	8700	82.56%	2.26%	15.99%	1.08%	0.22%	0.15%
Central Texas State Veterans Cemetery	2024	214	87.85%	0.51%	12.15%	0.00%	0.00%	0.00%
	2023	229	87.34%	2.07%	12.66%	0.00%	0.00%	0.00%
	2022	258	85.27%	-1.77%	13.95%	0.78%	0.00%	0.00%
Coastal Bend Veterans Cemetery	2024	107	90.65%	5.65%	9.35%	0.00%	0.00%	0.00%
	2023	140	85.00%	-3.79%	13.57%	1.43%	0.00%	0.00%
	2022	116	88.79%	1.29%	10.34%	0.86%	0.00%	0.00%
Rio Grande Valley State Veterans Cemetery	2024	60	78.33%	-14.32%	21.67%	0.00%	0.00%	0.00%
	2023	68	92.65%	14.60%	7.35%	0.00%	0.00%	0.00%
	2022	82	78.05%	-7.89%	20.73%	1.22%	0.00%	0.00%
Texas State Veterans Cemetery at Abilene	2024	70	88.57%	-3.54%	11.43%	0.00%	0.00%	0.00%
	2023	76	92.11%	2.78%	7.89%	0.00%	0.00%	0.00%
	2022	75	89.33%	0.14%	10.67%	0.00%	0.00%	0.00%

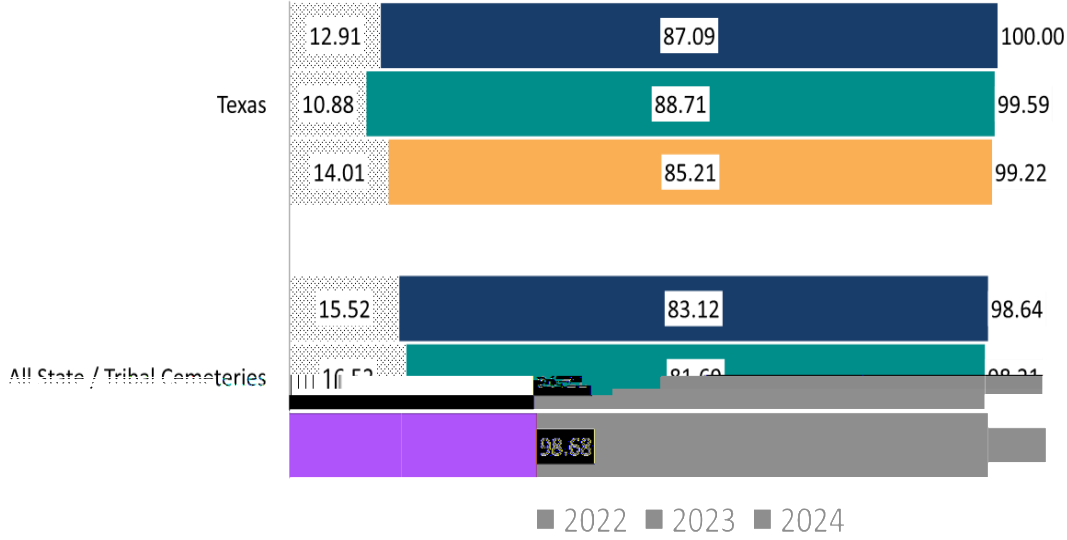
*The change scores represent the difference between the "Strongly agree" categories for the row year and the previous year.

Next of Kin and Funeral Director data for this survey item are presented on the following page.

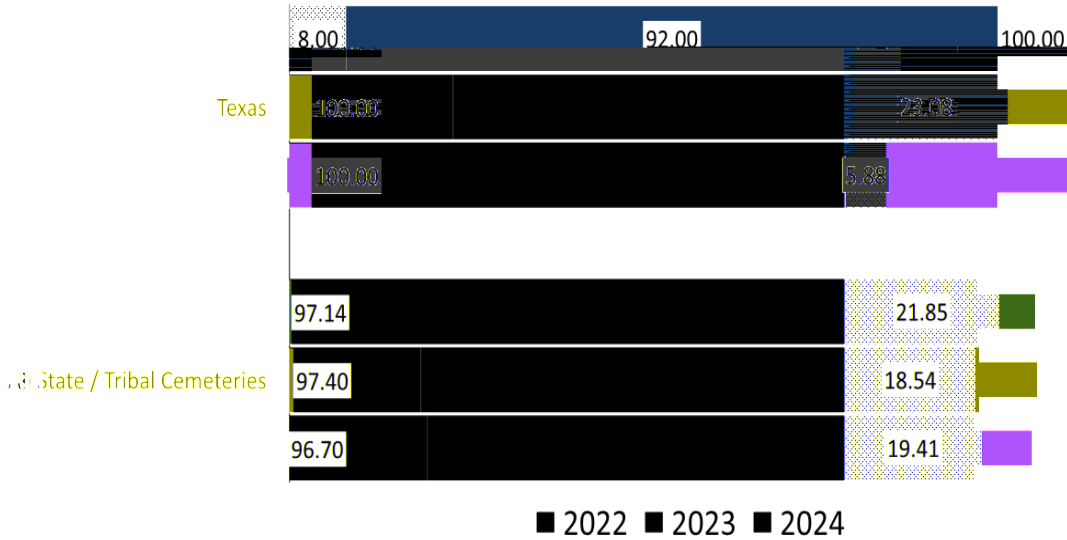
Key Performance Indicators

Question 46/34: The overall appearance of the state, tribal or territorial Veterans cemetery is excellent.

NEXT OF KIN



FUNERAL DIRECTORS

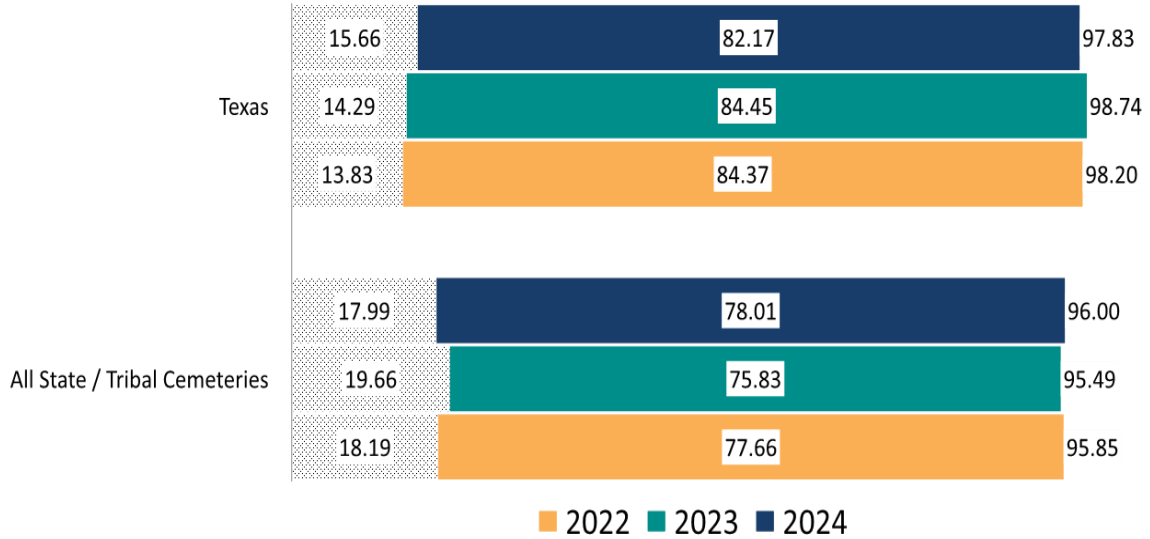


Key Performance Indicators

STVC NOK Q44: The appearance of my loved one's gravesite/columbaria is excellent.

NEXT OF KIN

**KPI Target
96%**



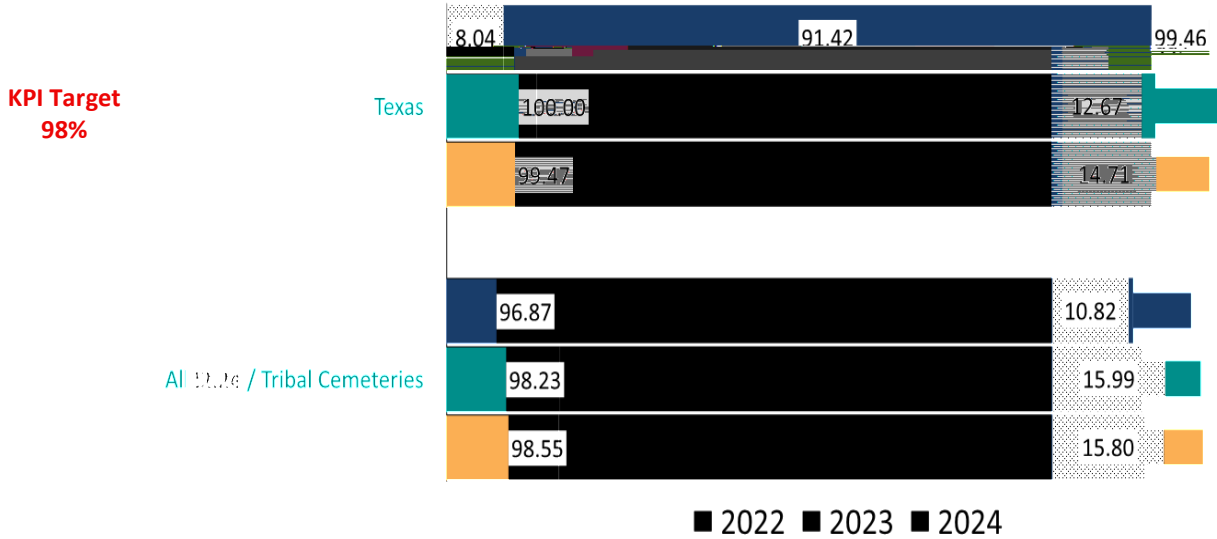
	Year	n	Strongly agree	*Change Score	Agree	Neither agree nor disagree	Disagree	Strongly Disagree
Texas	2024	415	82.17%	-2.28%	15.66%	1.93%	0.24%	0.00%
	2023	476	84.45%	0.08%	14.29%	1.05%	0.00%	0.21%
	2022	499	84.37%	1.22%	13.83%	1.60%	0.20%	0.00%
All State / Tribal Cemeteries	2024	7582	78.01%	2.18%	17.99%	2.95%	0.57%	0.47%
	2023	7308	75.83%	-1.83%	19.66%	3.24%	1.00%	0.26%
	2022	7801	77.66%	3.80%	18.19%	2.92%	0.77%	0.46%
Central Texas State Veterans Cemetery	2024	194	81.96%	-1.22%	16.49%	1.55%	0.00%	0.00%
	2023	214	83.18%	-0.99%	15.42%	1.40%	0.00%	0.00%
	2022	240	84.17%	0.67%	14.17%	1.67%	0.00%	0.00%
Coastal Bend Veterans Cemetery	2024	103	80.58%	-2.63%	16.50%	2.91%	0.00%	0.00%
	2023	131	83.21%	-3.28%	15.27%	0.76%	0.00%	0.76%
	2022	111	86.49%	3.73%	12.61%	0.90%	0.00%	0.00%
Rio Grande Valley State Veterans Cemetery	2024	55	78.18%	-7.30%	16.36%	3.64%	1.82%	0.00%
	2023	62	85.48%	7.27%	12.90%	1.61%	0.00%	0.00%
	2022	78	78.21%	-0.82%	20.51%	0.00%	1.28%	0.00%
Texas State Veterans Cemetery at Abilene	2024	63	88.89%	-0.97%	11.11%	0.00%	0.00%	0.00%
	2023	69	89.86%	1.29%	10.14%	0.00%	0.00%	0.00%
	2022	70	88.57%	2.00%	7.14%	4.29%	0.00%	0.00%

*The change scores represent the difference between the "Strongly agree" categories for the row year and the previous year.

Key Performance Indicators

Question 14/26: The committal shelter used for the service was private, clean, and free of safety hazards.

ALL RESPONDENTS



	Year	n	Strongly agree	*Change Score	Agree	Neither agree nor disagree	Disagree	Strongly Disagree
Texas	2024	373	91.42%	4.09%	8.04%	0.54%	0.00%	0.00%
	2023	300	87.33%	2.57%	12.67%	0.00%	0.00%	0.00%
	2022	374	84.76%	-0.59%	14.71%	0.53%	0.00%	0.00%
All State / Tribal Cemeteries	2024	6876	86.05%	3.81%	10.82%	2.89%	0.13%	0.10%
	2023	4696	82.24%	-0.51%	15.99%	1.41%	0.17%	0.19%
	2022	6163	82.75%	2.69%	15.80%	1.17%	0.13%	0.15%
Central Texas State Veterans Cemetery	2024	180	92.78%	4.90%	6.67%	0.56%	0.00%	0.00%
	2023	132	87.88%	2.85%	12.12%	0.00%	0.00%	0.00%
	2022	187	85.03%	-2.70%	13.90%	1.07%	0.00%	0.00%
Coastal Bend Veterans Cemetery	2024	88	95.45%	10.08%	4.55%	0.00%	0.00%	0.00%
	2023	82	85.37%	0.49%	14.63%	0.00%	0.00%	0.00%
	2022	86	84.88%	1.73%	15.12%	0.00%	0.00%	0.00%
Rio Grande Valley State Veterans Cemetery	2024	45	88.89%	3.52%	11.11%	0.00%	0.00%	0.00%
	2023	41	85.37%	4.60%	14.63%	0.00%	0.00%	0.00%
	2022	52	80.77%	2.20%	19.23%	0.00%	0.00%	0.00%
Texas State Veterans Cemetery at Abilene	2024	60	83.33%	-7.78%	15.00%	1.67%	0.00%	0.00%
	2023	45	91.11%	3.35%	8.89%	0.00%	0.00%	0.00%
	2022	49	87.76%	0.87%	12.24%	0.00%	0.00%	0.00%

*The change scores represent the difference between the "Strongly agree" categories for the row year and the previous year.

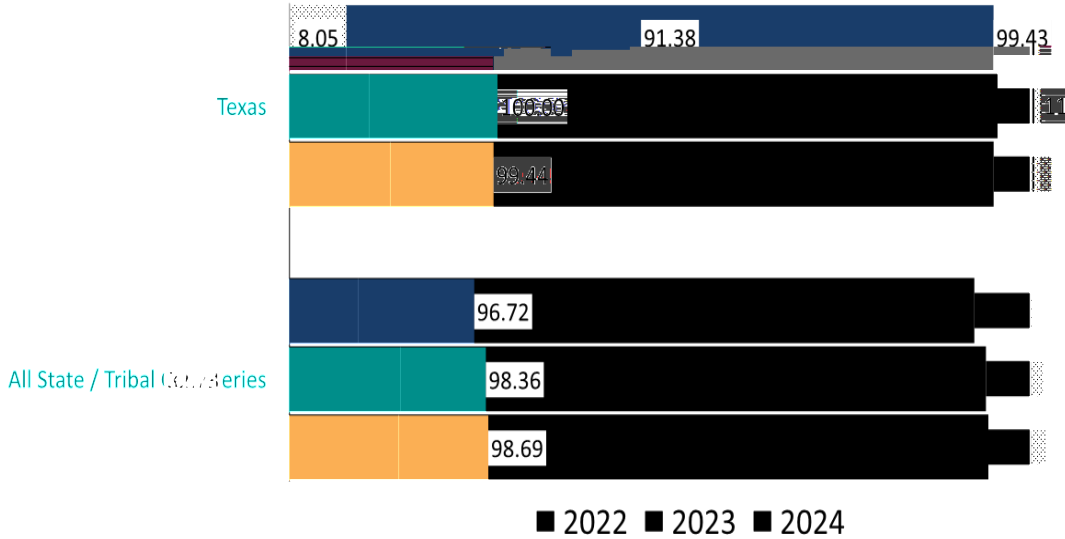
Note: In 2024, for NOK, this question only applies to respondents who indicated "Yes, and I was involved in planning it" or "Yes, but I was not involved in planning it" to STVC NOK Q6.

Next of Kin and Funeral Director data for this survey item are presented on the following page.

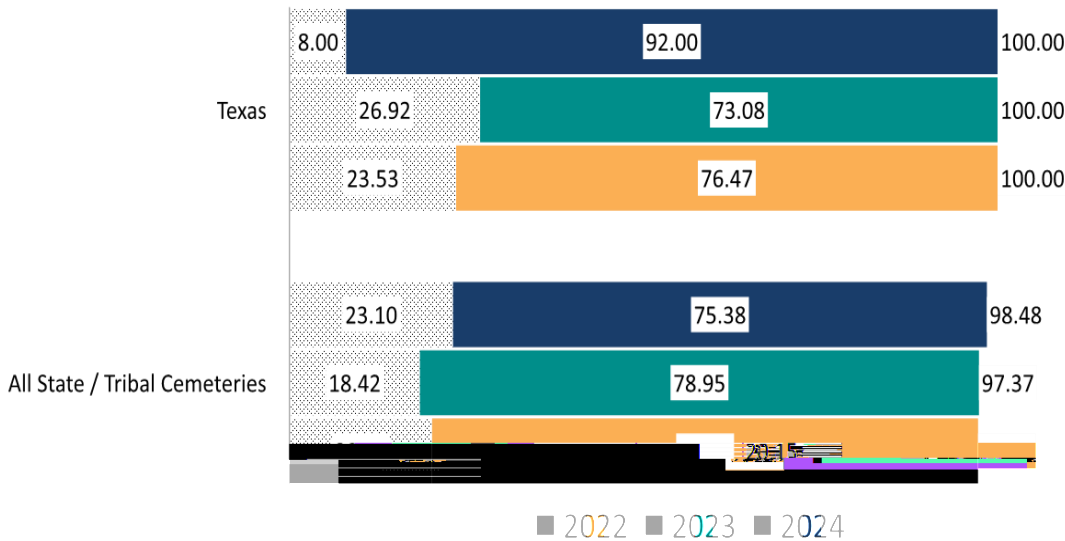
Key Performance Indicators

Question 14/26: The committal shelter used for the service was private, clean, and free of safety hazards.

NEXT OF KIN



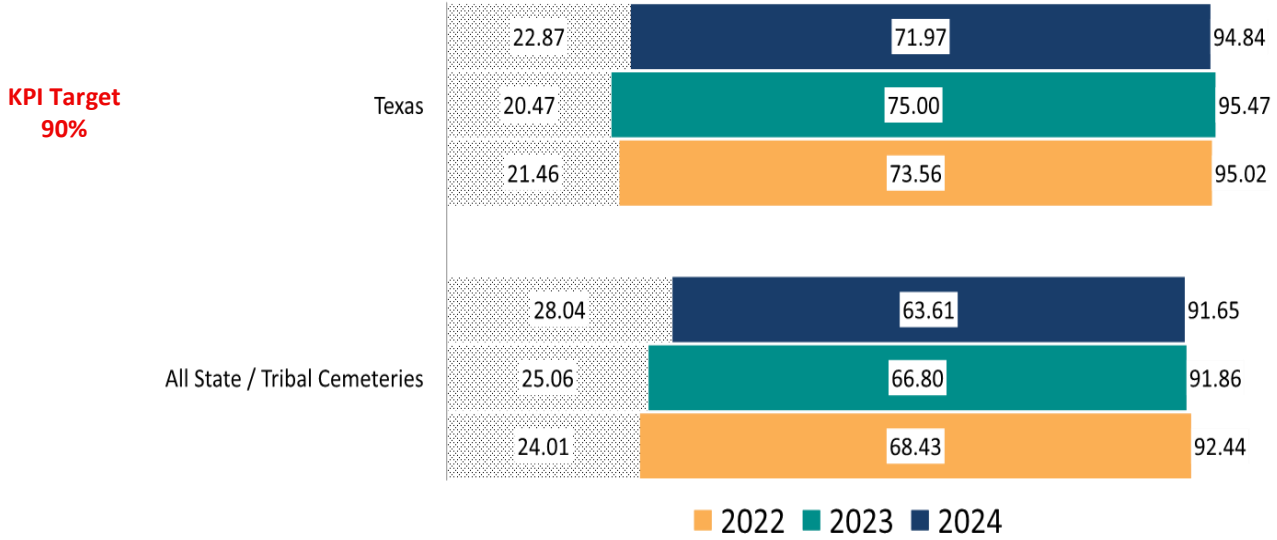
FUNERAL DIRECTORS



Key Performance Indicators

Question 40/28: There are sufficient signs within the state, tribal or territorial Veterans cemetery to assist visitors.

ALL RESPONDENTS



	Year	n	Strongly agree	*Change Score	Agree	Neither agree nor disagree	Disagree	Strongly Disagree
Texas	2024	446	71.97%	-3.03%	22.87%	3.59%	1.57%	0.00%
	2023	508	75.00%	1.44%	20.47%	2.95%	1.38%	0.20%
	2022	522	73.56%	-1.44%	21.46%	3.45%	1.34%	0.19%
All State / Tribal Cemeteries	2024	8296	63.61%	-3.19%	28.04%	5.85%	2.09%	0.42%
	2023	8046	66.80%	-1.63%	25.06%	5.65%	1.98%	0.51%
	2022	8514	68.43%	2.50%	24.01%	5.16%	2.09%	0.32%
Central Texas State Veterans Cemetery	2024	213	72.77%	-1.24%	21.13%	4.23%	1.88%	0.00%
	2023	227	74.01%	0.49%	21.15%	2.64%	2.20%	0.00%
	2022	253	73.52%	-0.43%	20.95%	3.95%	1.58%	0.00%
Coastal Bend Veterans Cemetery	2024	105	71.43%	-1.23%	26.67%	0.95%	0.95%	0.00%
	2023	139	72.66%	-2.99%	24.46%	2.16%	0.72%	0.00%
	2022	115	75.65%	1.07%	20.87%	1.74%	1.74%	0.00%
Rio Grande Valley State Veterans Cemetery	2024	59	76.27%	-2.83%	18.64%	3.39%	1.69%	0.00%
	2023	67	79.10%	7.50%	11.94%	5.97%	1.49%	1.49%
	2022	81	71.60%	2.25%	24.69%	2.47%	1.23%	0.00%
Texas State Veterans Cemetery at Abilene	2024	69	66.67%	-12.00%	26.09%	5.80%	1.45%	0.00%
	2023	75	78.67%	6.07%	18.67%	2.67%	0.00%	0.00%
	2022	73	72.60%	-10.96%	20.55%	5.48%	0.00%	1.37%

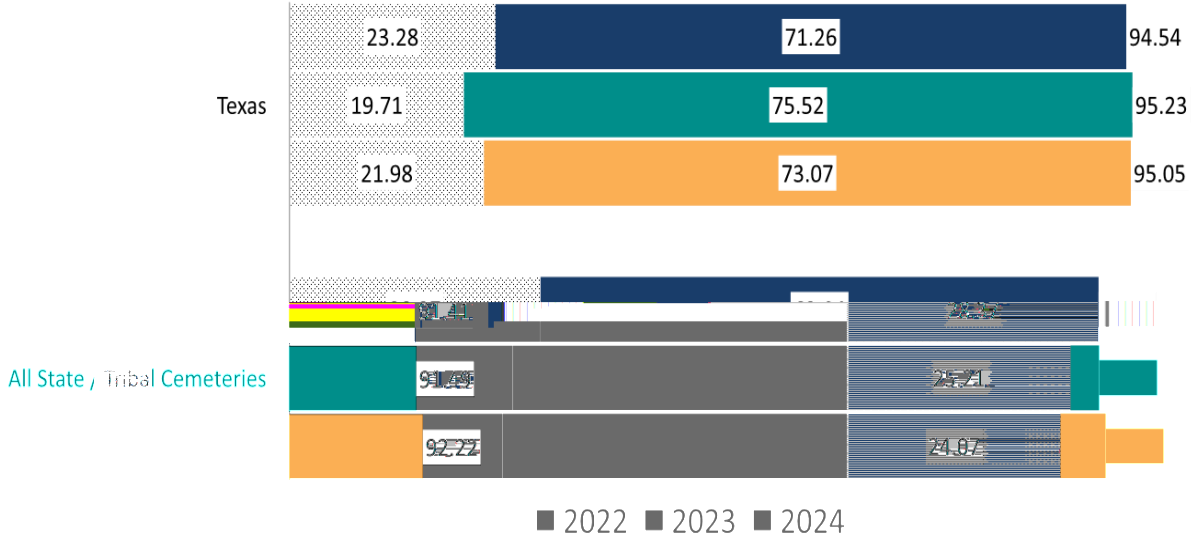
*The change scores represent the difference between the "Strongly agree" categories for the row year and the previous year.

Next of Kin and Funeral Director data for this survey item are presented on the following page.

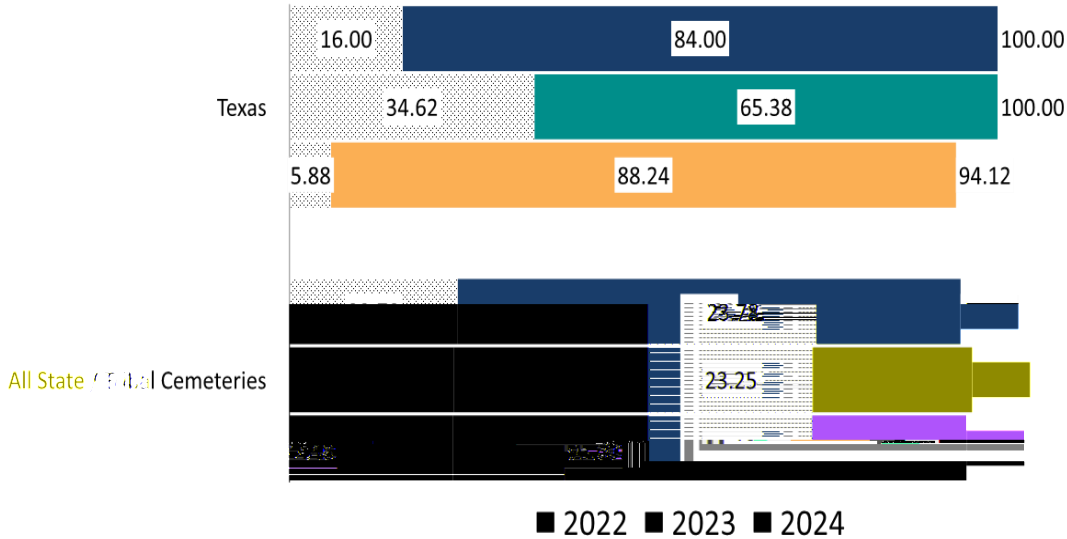
Key Performance Indicators

Question 40/28: There are sufficient signs within the state, tribal or territorial Veterans cemetery to assist visitors.

NEXT OF KIN



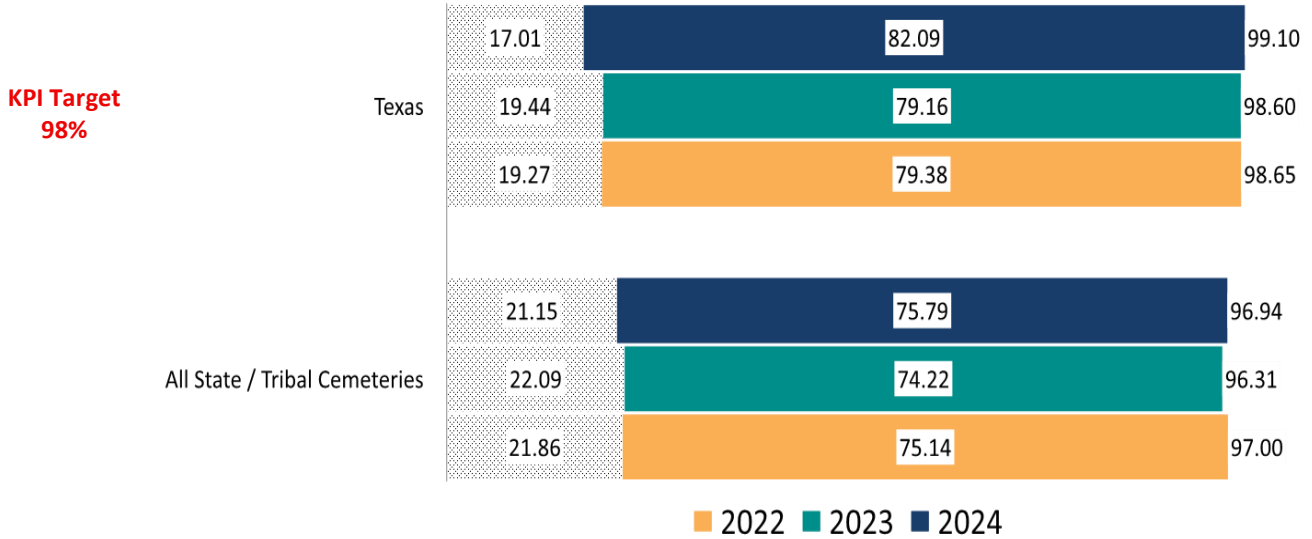
FUNERAL DIRECTORS



Key Performance Indicators

Question 39/25: The upkeep of the headstones, markers, or columbarium niche covers is excellent.

ALL RESPONDENTS



	Year	n	Strongly agree	*Change Score	Agree	Neither agree nor disagree	Disagree	Strongly Disagree
Texas	2024	441	82.09%	2.93%	17.01%	0.68%	0.23%	0.00%
	2023	499	79.16%	-0.22%	19.44%	1.00%	0.40%	0.00%
	2022	519	79.38%	-1.83%	19.27%	1.35%	0.00%	0.00%
All State / Tribal Cemeteries	2024	8091	75.79%	1.57%	21.15%	2.35%	0.49%	0.22%
	2023	7828	74.22%	-0.92%	22.09%	3.00%	0.54%	0.15%
	2022	8239	75.14%	2.07%	21.86%	2.40%	0.38%	0.22%
Central Texas State Veterans Cemetery	2024	206	81.07%	2.15%	17.96%	0.97%	0.00%	0.00%
	2023	223	78.92%	-0.28%	19.73%	1.35%	0.00%	0.00%
	2022	250	79.20%	-1.66%	19.60%	1.20%	0.00%	0.00%
Coastal Bend Veterans Cemetery	2024	106	83.02%	5.08%	16.04%	0.94%	0.00%	0.00%
	2023	136	77.94%	1.22%	20.59%	0.74%	0.74%	0.00%
	2022	116	76.72%	-4.79%	21.55%	1.72%	0.00%	0.00%
Rio Grande Valley State Veterans Cemetery	2024	60	83.33%	1.24%	15.00%	0.00%	1.67%	0.00%
	2023	67	82.09%	2.34%	16.42%	0.00%	1.49%	0.00%
	2022	79	79.75%	0.06%	18.99%	1.27%	0.00%	0.00%
Texas State Veterans Cemetery at Abilene	2024	69	82.61%	3.16%	17.39%	0.00%	0.00%	0.00%
	2023	73	79.45%	-4.33%	19.18%	1.37%	0.00%	0.00%
	2022	74	83.78%	0.68%	14.86%	1.35%	0.00%	0.00%

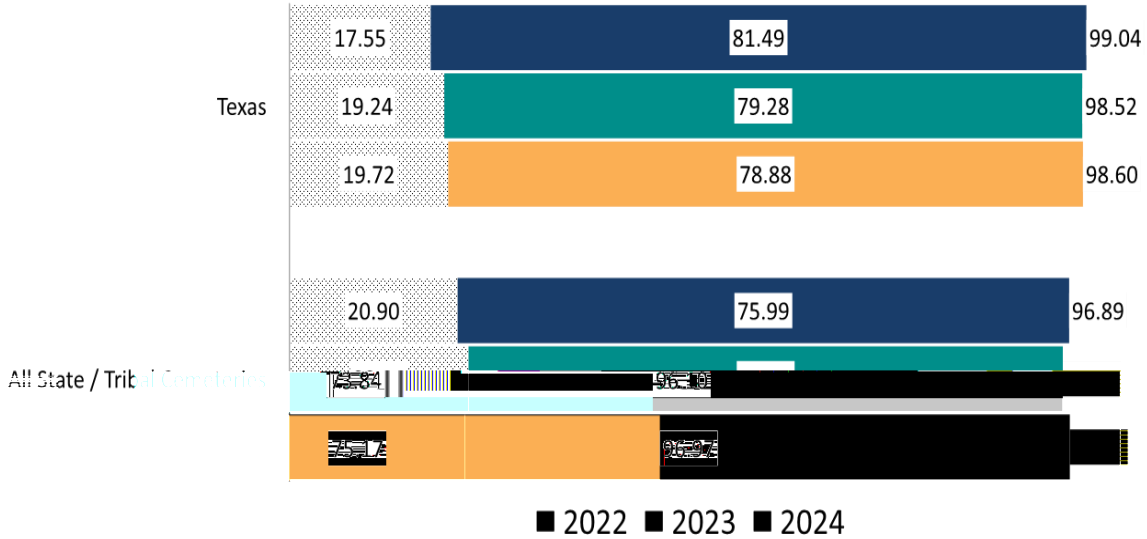
*The change scores represent the difference between the "Strongly agree" categories for the row year and the previous year.

Next of Kin and Funeral Director data for this survey item are presented on the following page.

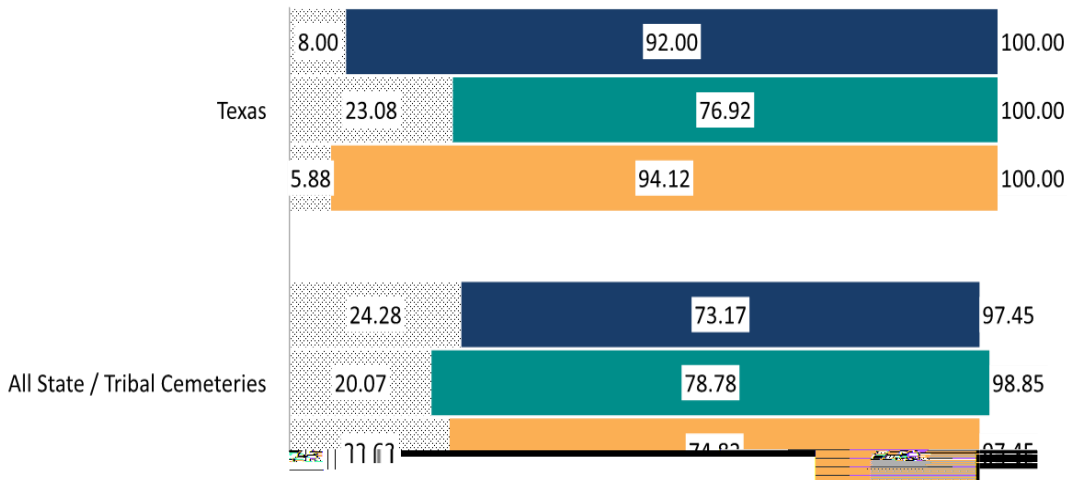
Key Performance Indicators

Question 39/25: The upkeep of the headstones, markers, or columbarium niche covers is excellent.

NEXT OF KIN



FUNERAL DIRECTORS

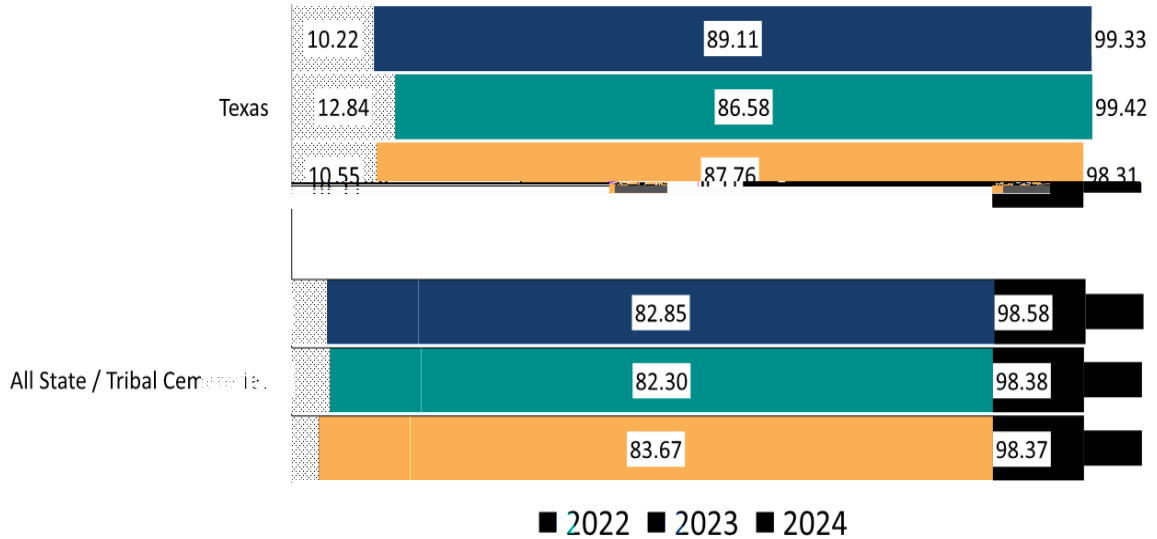


Key Performance Indicators

Question 49/36: I would recommend the state, tribal or territorial Veterans cemetery to Veteran families during their time of need.

ALL RESPONDENTS

**KPI Target
99%**



■ 2022 ■ 2023 ■ 2024

	Year	n	Strongly agree	*Change Score	Agree	Neither agree nor disagree	Disagree	Strongly Disagree
Texas	2024	450	89.11%	2.53%	10.22%	0.67%	0.00%	0.00%
	2023	514	86.58%	-1.18%	12.84%	0.58%	0.00%	0.00%
	2022	531	87.76%	-0.50%	10.55%	1.51%	0.19%	0.00%
All State / Tribal Cemeteries	2024	8578	82.85%	0.55%	15.73%	1.15%	0.09%	0.17%
	2023	8259	82.30%	-1.37%	16.08%	1.28%	0.21%	0.13%
	2022	8756	83.67%	2.54%	14.70%	1.34%	0.14%	0.16%
Central Texas State Veterans Cemetery	2024	213	90.14%	5.49%	8.92%	0.94%	0.00%	0.00%
	2023	228	84.65%	-3.29%	15.35%	0.00%	0.00%	0.00%
	2022	257	87.94%	-0.54%	11.28%	0.78%	0.00%	0.00%
Coastal Bend Veterans Cemetery	2024	107	89.72%	2.40%	9.35%	0.93%	0.00%	0.00%
	2023	142	87.32%	-3.20%	11.97%	0.70%	0.00%	0.00%
	2022	116	90.52%	2.09%	9.48%	0.00%	0.00%	0.00%
Rio Grande Valley State Veterans Cemetery	2024	60	88.33%	1.57%	11.67%	0.00%	0.00%	0.00%
	2023	68	86.76%	3.83%	10.29%	2.94%	0.00%	0.00%
	2022	82	82.93%	-1.69%	12.20%	4.88%	0.00%	0.00%
Texas State Veterans Cemetery at Abilene	2024	70	85.71%	-5.08%	14.29%	0.00%	0.00%	0.00%
	2023	76	90.79%	2.63%	9.21%	0.00%	0.00%	0.00%
	2022	76	88.16%	-2.38%	7.89%	2.63%	1.32%	0.00%

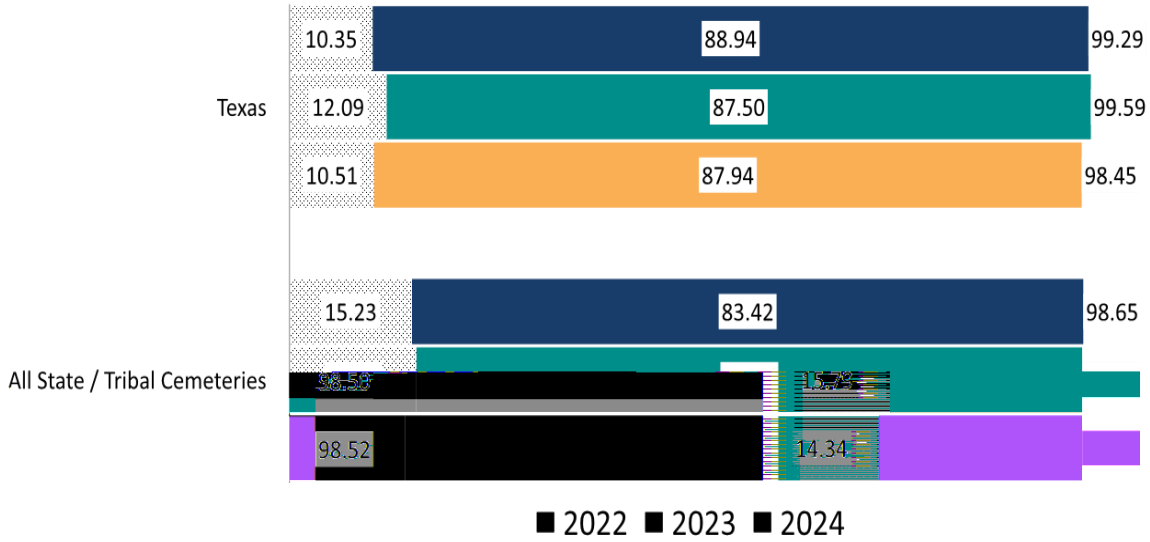
*The change scores represent the difference between the "Strongly agree" categories for the row year and the previous year.

Next of Kin and Funeral Director data for this survey item are presented on the following page.

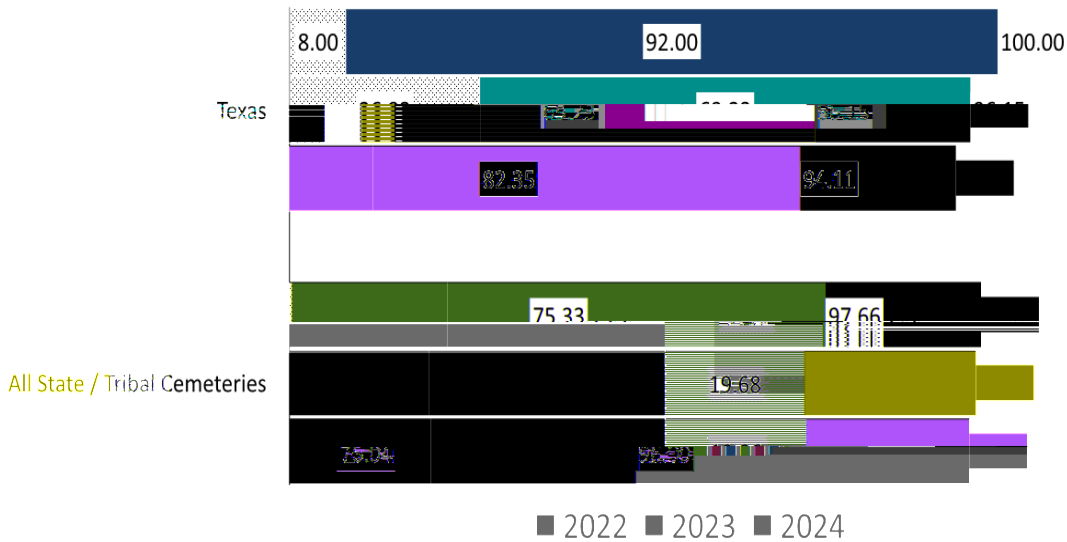
Key Performance Indicators

Question 49/36: I would recommend the state, tribal or territorial Veterans cemetery to Veteran families during their time of need.

NEXT OF KIN



FUNERAL DIRECTORS

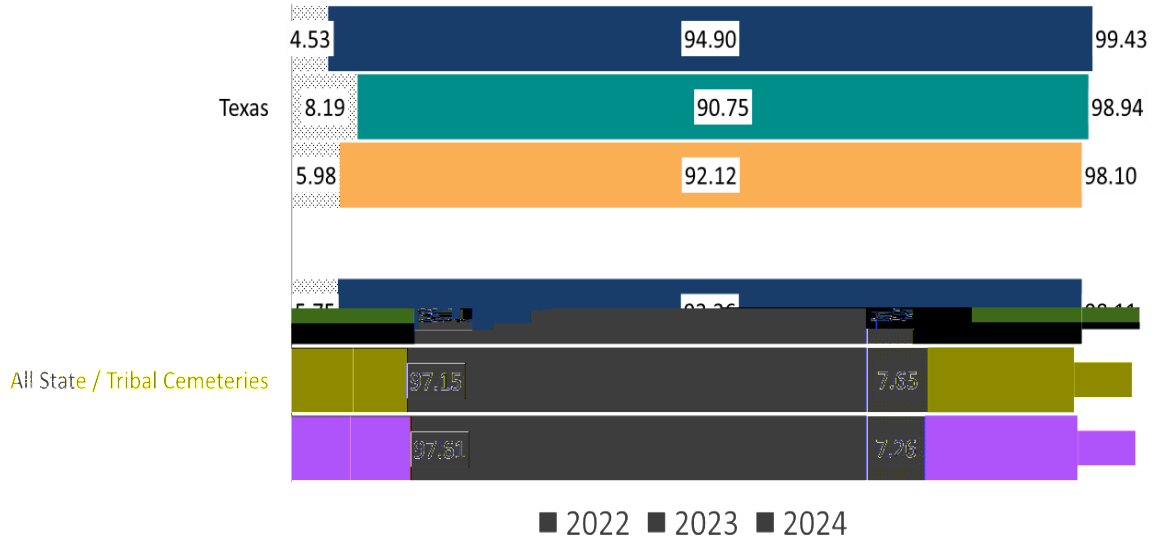


Key Performance Indicators

STVC NOK Q16: Overall, how satisfied were you with the committal service at the state, tribal or territorial Veterans cemetery?

NEXT OF KIN

**KPI Target
95%**



	Year	n	Very satisfied	*Change Score	Somewhat satisfied	Neither / Nor	Somewhat dissatisfied	Very dissatisfied
Texas	2024	353	94.90%	4.15%	4.53%	0.28%	0.00%	0.28%
	2023	281	90.75%	-1.37%	8.19%	0.36%	0.71%	0.00%
	2022	368	92.12%	4.27%	5.98%	0.54%	0.82%	0.54%
All State / Tribal Cemeteries	2024	6349	92.36%	2.86%	5.75%	0.93%	0.72%	0.24%
	2023	4380	89.50%	-0.85%	7.65%	1.55%	0.84%	0.46%
	2022	6032	90.35%	5.19%	7.26%	1.19%	0.71%	0.48%
Central Texas State Veterans Cemetery	2024	170	94.12%	3.06%	5.88%	0.00%	0.00%	0.00%
	2023	123	91.06%	-0.20%	8.94%	0.00%	0.00%	0.00%
	2022	183	91.26%	3.92%	6.56%	0.55%	1.09%	0.55%
Coastal Bend Veterans Cemetery	2024	87	97.70%	5.20%	1.15%	0.00%	0.00%	1.15%
	2023	80	92.50%	-0.44%	6.25%	0.00%	1.25%	0.00%
	2022	85	92.94%	1.36%	7.06%	0.00%	0.00%	0.00%
Rio Grande Valley State Veterans Cemetery	2024	41	95.12%	5.65%	4.88%	0.00%	0.00%	0.00%
	2023	38	89.47%	-0.91%	10.53%	0.00%	0.00%	0.00%
	2022	52	90.38%	15.38%	5.77%	0.00%	1.92%	1.92%
Texas State Veterans Cemetery at Abilene	2024	55	92.73%	5.23%	5.45%	1.82%	0.00%	0.00%
	2023	40	87.50%	-8.33%	7.50%	2.50%	2.50%	0.00%
	2022	48	95.83%	2.85%	2.08%	2.08%	0.00%	0.00%

*The change scores represent the difference between the "Very satisfied" categories for the row year and the previous year.

Note: In 2024, this question only applies to respondents who indicated "Yes, and I was involved in planning it" or "Yes, but I was not involved in planning it" to STVC NOK Q6.

Key Performance Indicators

STVC NOK Q25: How satisfied were you with the amount of time it took for the permanent headstone, marker, or columbarium niche cover to be in place?

NEXT OF KIN

**KPI Target
95%**



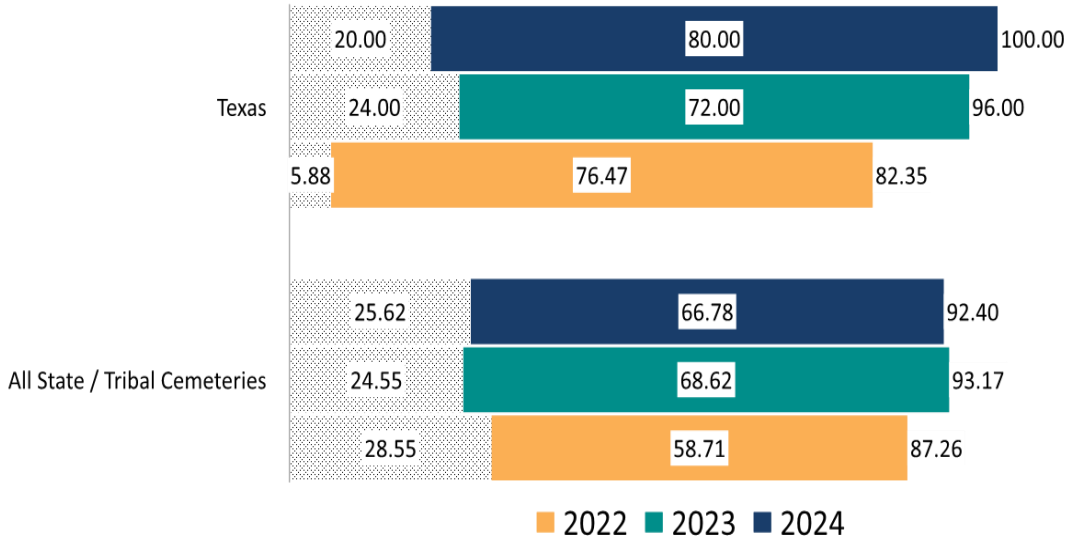
	Year	n	Very satisfied	*Change Score	Somewhat satisfied	Neither / Nor	Somewhat dissatisfied	Very dissatisfied
Texas	2024	411	90.27%	1.94%	6.08%	3.41%	0.24%	0.00%
	2023	480	88.33%	-1.43%	8.13%	2.71%	0.42%	0.42%
	2022	498	89.76%	2.77%	6.83%	2.81%	0.40%	0.20%
All State / Tribal Cemeteries	2024	7661	81.88%	2.26%	11.13%	4.76%	1.61%	0.61%
	2023	7227	79.62%	-1.53%	12.16%	5.20%	2.20%	0.82%
	2022	7696	81.15%	2.00%	11.84%	4.70%	1.57%	0.74%
Central Texas State Veterans Cemetery	2024	194	90.21%	1.64%	4.64%	4.64%	0.52%	0.00%
	2023	210	88.57%	-3.80%	7.62%	3.33%	0.00%	0.48%
	2022	236	92.37%	9.04%	4.24%	2.97%	0.42%	0.00%
Coastal Bend Veterans Cemetery	2024	102	91.18%	5.47%	6.86%	1.96%	0.00%	0.00%
	2023	133	85.71%	-3.48%	9.77%	3.01%	1.50%	0.00%
	2022	111	89.19%	-4.83%	10.81%	0.00%	0.00%	0.00%
Rio Grande Valley State Veterans Cemetery	2024	53	86.79%	-3.84%	11.32%	1.89%	0.00%	0.00%
	2023	64	90.63%	8.13%	6.25%	1.56%	0.00%	1.56%
	2022	80	82.50%	3.47%	11.25%	5.00%	1.25%	0.00%
Texas State Veterans Cemetery at Abilene	2024	62	91.94%	1.53%	4.84%	3.23%	0.00%	0.00%
	2023	73	90.41%	0.27%	8.22%	1.37%	0.00%	0.00%
	2022	71	90.14%	-2.40%	4.23%	4.23%	0.00%	1.41%

*The change scores represent the difference between the "Very satisfied" categories for the row year and the previous year.

Key Performance Indicators

STVC FD Q14: How easy is the process of scheduling an interment at the state, tribal or territorial Veterans cemetery?

FUNERAL DIRECTORS



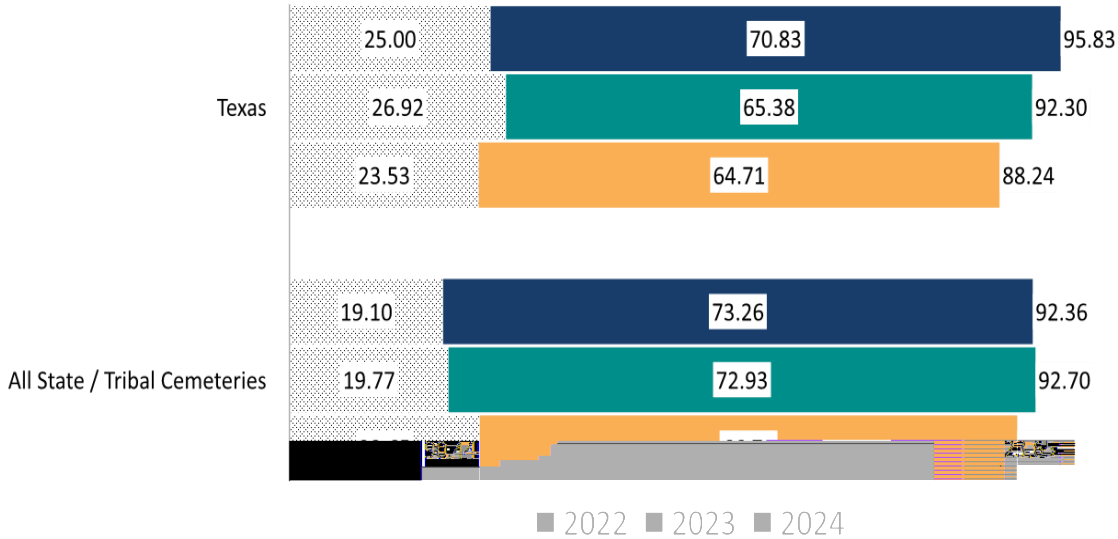
	Year	n	Very easy	*Change Score	Somewhat easy	Neither easy nor hard	Somewhat hard	Very hard
Texas	2024	25	80.00%	8.00%	20.00%	0.00%	0.00%	0.00%
	2023	25	72.00%	-4.47%	24.00%	0.00%	0.00%	4.00%
	2022	17	76.47%	8.47%	5.88%	5.88%	5.88%	5.88%
All State / Tribal Cemeteries	2024	605	66.78%	-1.84%	25.62%	6.12%	1.16%	0.33%
	2023	615	68.62%	9.91%	24.55%	4.39%	1.63%	0.81%
	2022	557	58.71%	-7.60%	28.55%	9.69%	2.33%	0.72%
Central Texas State Veterans Cemetery	2024	11	81.82%	9.09%	18.18%	0.00%	0.00%	0.00%
	2023	11	72.73%	-14.77%	27.27%	0.00%	0.00%	0.00%
	2022	8	87.50%	20.83%	12.50%	0.00%	0.00%	0.00%
Coastal Bend Veterans Cemetery	2024	4	100.00%	0.00%	0.00%	0.00%	0.00%	0.00%
	2023	5	100.00%	0.00%	0.00%	0.00%	0.00%	0.00%
	2022	3	100.00%	33.33%	0.00%	0.00%	0.00%	0.00%
Rio Grande Valley State Veterans Cemetery	2024	4	75.00%	50.00%	25.00%	0.00%	0.00%	0.00%
	2023	4	25.00%	-25.00%	50.00%	0.00%	0.00%	25.00%
	2022	2	50.00%	0.00%	0.00%	50.00%	0.00%	0.00%
Texas State Veterans Cemetery at Abilene	2024	6	66.67%	-13.33%	33.33%	0.00%	0.00%	0.00%
	2023	5	80.00%	30.00%	20.00%	0.00%	0.00%	0.00%
	2022	4	50.00%	-30.00%	0.00%	0.00%	25.00%	25.00%

*The change scores represent the difference between the "Very easy" categories for the row year and the previous year.

Key Performance Indicators

STVC FD Q16: Overall, how satisfied were you with the length of time you were on the phone to schedule an interment with the state, tribal or territorial Veterans cemetery?

FUNERAL DIRECTORS



	Year	n	Very satisfied	*Change Score	Somewhat satisfied	Neither / Nor	Somewhat dissatisfied	Very dissatisfied
Texas	2024	24	70.83%	5.45%	25.00%	4.17%	0.00%	0.00%
	2023	26	65.38%	0.67%	26.92%	3.85%	0.00%	3.85%
	2022	17	64.71%	-3.29%	23.53%	0.00%	11.76%	0.00%
All State / Tribal Cemeteries	2024	602	73.26%	0.33%	19.10%	6.48%	1.00%	0.17%
	2023	617	72.93%	6.14%	19.77%	5.35%	1.13%	0.81%
	2022	554	66.79%	-4.54%	23.65%	7.22%	1.99%	0.36%
Central Texas State Veterans Cemetery	2024	11	81.82%	18.18%	9.09%	9.09%	0.00%	0.00%
	2023	11	63.64%	-11.36%	27.27%	9.09%	0.00%	0.00%
	2022	8	75.00%	15.00%	25.00%	0.00%	0.00%	0.00%
Coastal Bend Veterans Cemetery	2024	3	66.67%	-13.33%	33.33%	0.00%	0.00%	0.00%
	2023	5	80.00%	13.33%	20.00%	0.00%	0.00%	0.00%
	2022	3	66.67%	0.00%	33.33%	0.00%	0.00%	0.00%
Rio Grande Valley State Veterans Cemetery	2024	4	75.00%	50.00%	25.00%	0.00%	0.00%	0.00%
	2023	4	25.00%	-25.00%	50.00%	0.00%	0.00%	25.00%
	2022	2	50.00%	-50.00%	0.00%	0.00%	50.00%	0.00%
Texas State Veterans Cemetery at Abilene	2024	6	50.00%	-33.33%	50.00%	0.00%	0.00%	0.00%
	2023	6	83.33%	33.33%	16.67%	0.00%	0.00%	0.00%
	2022	4	50.00%	-30.00%	25.00%	0.00%	25.00%	0.00%

*The change scores represent the difference between the "Very satisfied" categories for the row year and the previous year.

Note: Prior to 2024 the question wording was: Overall, how satisfied were you with the length of time it took to confirm the scheduling of an interment?

Trust

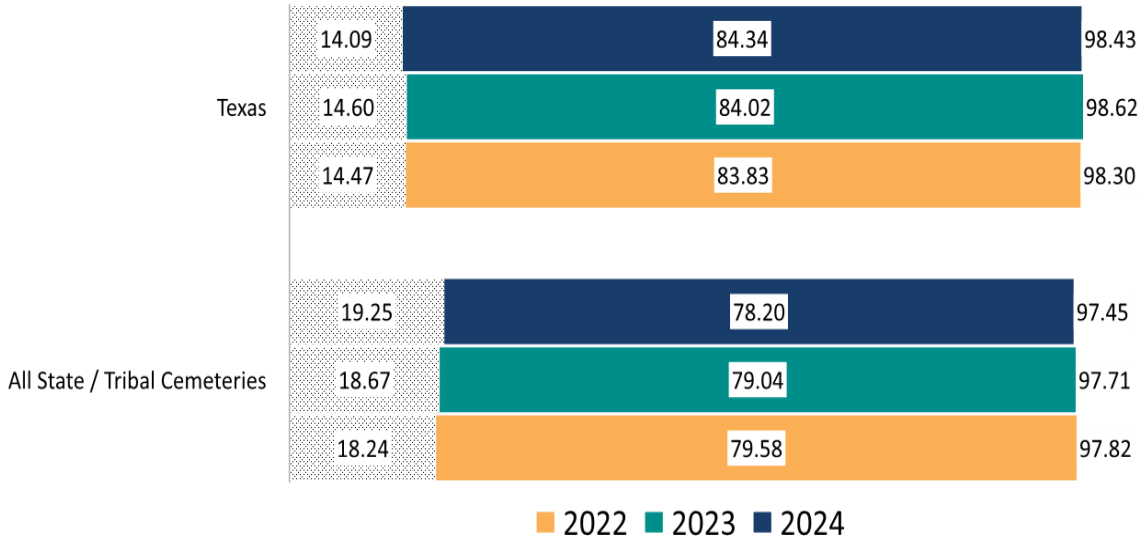
SECTION DESCRIPTION

- This section presents survey findings from next of kin and funeral directors on satisfaction with a state, tribal or territorial Veterans cemetery's commitment to maintain cemeteries as national shrines, meet Veteran's burial needs, honor all Veterans, and reasons why next of kin chose a state, tribal or territorial Veterans cemetery.
- Please refer to the Report Overview section (page 4) for an overview of the contents of the report.

Trust

Question 51/38: I am willing to rely on state, tribal or territorial governments to maintain national cemeteries as national shrines in the future.

ALL RESPONDENTS



■ 2022
 ■ 2023
 ■ 2024

	Year	n	Strongly agree	*Change Score	Agree	Neither agree nor disagree	Disagree	Strongly Disagree
Texas	2024	447	84.34%	0.32%	14.09%	1.34%	0.00%	0.22%
	2023	507	84.02%	0.19%	14.60%	1.38%	0.00%	0.00%
	2022	532	83.83%	-2.19%	14.47%	1.50%	0.00%	0.19%
All State / Tribal Cemeteries	2024	8422	78.20%	-0.84%	19.25%	2.23%	0.11%	0.21%
	2023	8165	79.04%	-0.54%	18.67%	2.11%	0.13%	0.05%
	2022	8648	79.58%	1.87%	18.24%	1.85%	0.17%	0.16%
Central Texas State Veterans Cemetery	2024	213	84.51%	-0.45%	14.55%	0.94%	0.00%	0.00%
	2023	226	84.96%	0.40%	14.16%	0.88%	0.00%	0.00%
	2022	259	84.56%	-0.95%	13.51%	1.54%	0.00%	0.39%
Coastal Bend Veterans Cemetery	2024	107	84.11%	2.23%	14.02%	0.93%	0.00%	0.93%
	2023	138	81.88%	-4.33%	15.94%	2.17%	0.00%	0.00%
	2022	116	86.21%	1.91%	12.93%	0.86%	0.00%	0.00%
Rio Grande Valley State Veterans Cemetery	2024	58	84.48%	2.13%	13.79%	1.72%	0.00%	0.00%
	2023	68	82.35%	4.30%	16.18%	1.47%	0.00%	0.00%
	2022	82	78.05%	-9.25%	20.73%	1.22%	0.00%	0.00%
Texas State Veterans Cemetery at Abilene	2024	69	84.06%	-2.61%	13.04%	2.90%	0.00%	0.00%
	2023	75	86.67%	2.67%	12.00%	1.33%	0.00%	0.00%
	2022	75	84.00%	-5.19%	13.33%	2.67%	0.00%	0.00%

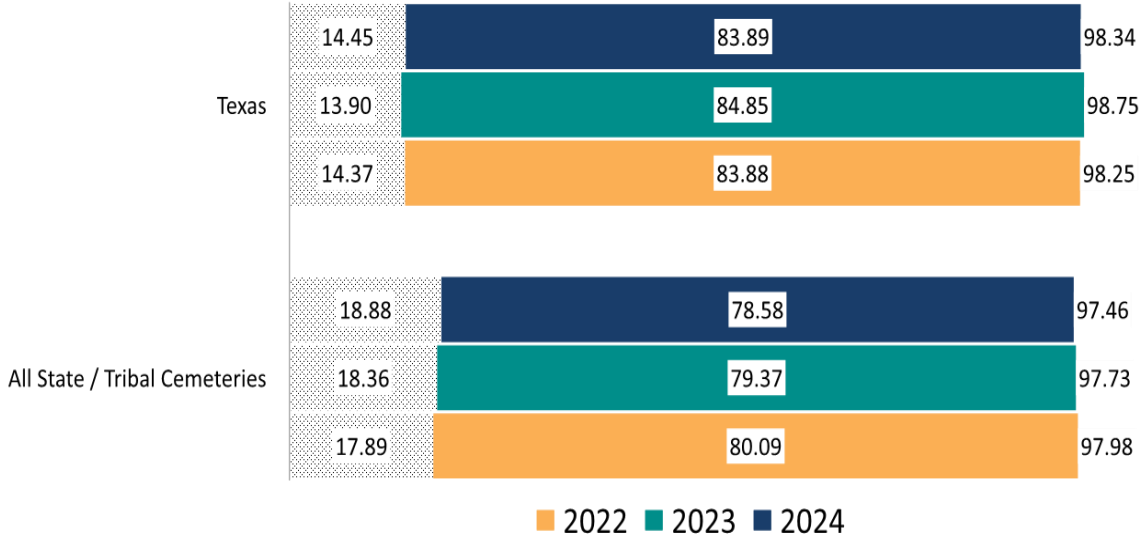
*The change scores represent the difference between the "Strongly agree" categories for the row year and the previous year.

Next of Kin and Funeral Director data for this survey item are presented on the following page.

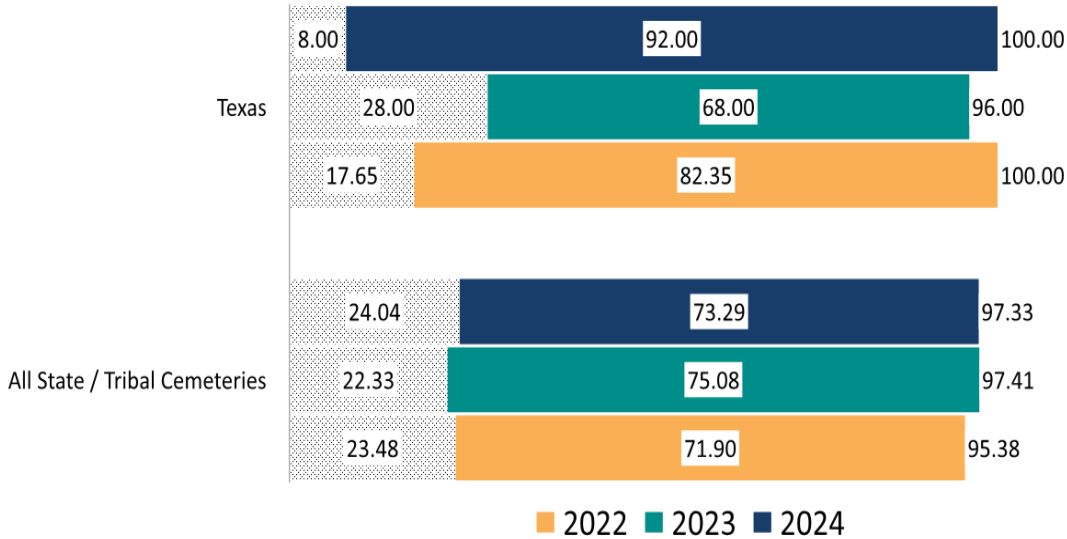
Trust

Question 51/38: I am willing to rely on state, tribal or territorial governments to maintain national cemeteries as national shrines in the future.

NEXT OF KIN



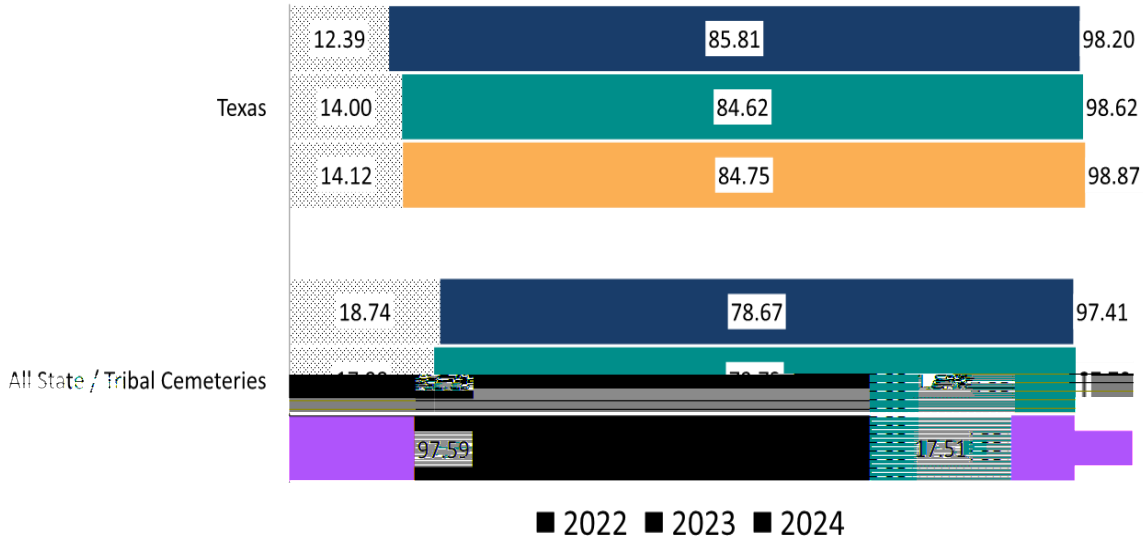
FUNERAL DIRECTORS



Trust

Question 50/37: I am willing to rely on state, tribal or territorial Veterans cemetery to meet the burial needs of Veterans in the future.

ALL RESPONDENTS



	Year	n	Strongly agree	*Change Score	Agree	Neither agree nor disagree	Disagree	Strongly Disagree
Texas	2024	444	85.81%	1.19%	12.39%	1.58%	0.23%	0.00%
	2023	507	84.62%	-0.13%	14.00%	1.18%	0.20%	0.00%
	2022	531	84.75%	-1.63%	14.12%	1.13%	0.00%	0.00%
All State / Tribal Cemeteries	2024	8317	78.67%	-1.05%	18.74%	2.13%	0.20%	0.25%
	2023	8068	79.72%	-0.36%	17.98%	2.01%	0.20%	0.09%
	2022	8571	80.08%	1.86%	17.51%	1.93%	0.27%	0.21%
Central Texas State Veterans Cemetery	2024	209	87.56%	3.63%	10.53%	1.44%	0.48%	0.00%
	2023	224	83.93%	-1.67%	15.18%	0.89%	0.00%	0.00%
	2022	257	85.60%	-0.25%	13.62%	0.78%	0.00%	0.00%
Coastal Bend Veterans Cemetery	2024	107	85.05%	1.36%	13.08%	1.87%	0.00%	0.00%
	2023	141	83.69%	-0.07%	14.18%	2.13%	0.00%	0.00%
	2022	117	83.76%	-3.02%	15.38%	0.85%	0.00%	0.00%
Rio Grande Valley State Veterans Cemetery	2024	59	83.05%	-0.77%	15.25%	1.69%	0.00%	0.00%
	2023	68	83.82%	3.57%	13.24%	1.47%	1.47%	0.00%
	2022	81	80.25%	-4.13%	18.52%	1.23%	0.00%	0.00%
Texas State Veterans Cemetery at Abilene	2024	69	84.06%	-5.13%	14.49%	1.45%	0.00%	0.00%
	2023	74	89.19%	1.03%	10.81%	0.00%	0.00%	0.00%
	2022	76	88.16%	-0.88%	9.21%	2.63%	0.00%	0.00%


*The change scores represent the difference between the "Strongly agree" categories for the row year and the previous year.

Next of Kin and Funeral Director data for this survey item are presented on the following page.

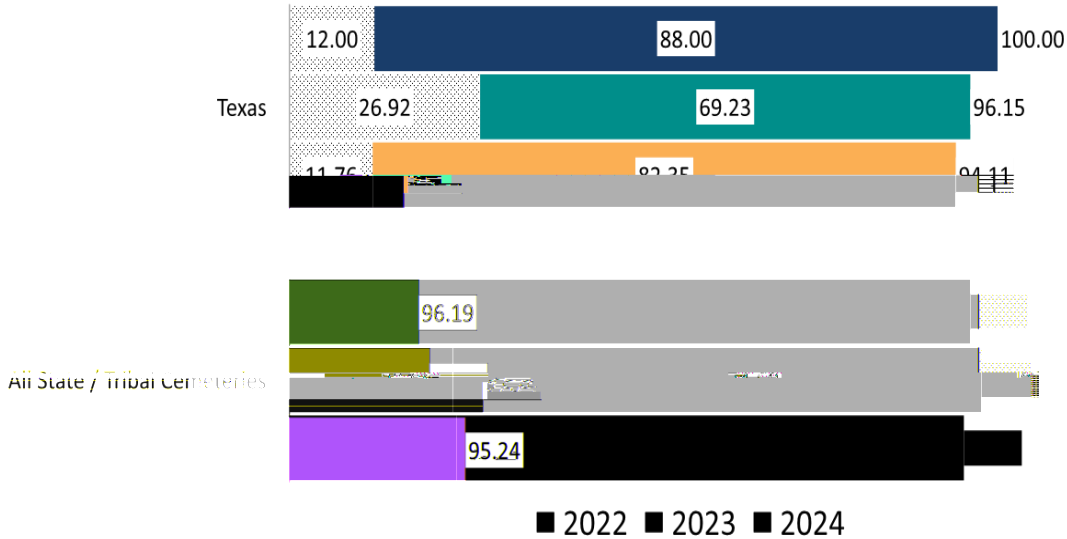
Trust

Question 50/37: I am willing to rely on state, tribal or territorial Veterans cemetery to meet the burial needs of Veterans in the future.

NEXT OF KIN



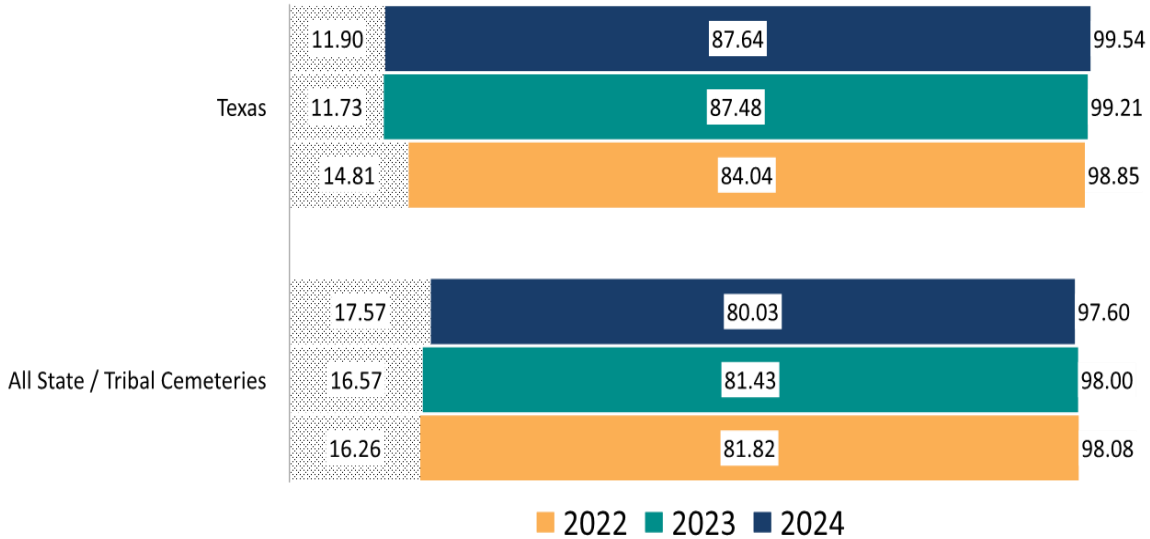
FUNERAL DIRECTORS



Trust

Question 48/27: The state, tribal or territorial Veterans cemetery honors all Veterans and their service to our nation.

ALL RESPONDENTS



■ 2022
 ■ 2023
 ■ 2024

	Year	n	Strongly agree	*Change Score	Agree	Neither agree nor disagree	Disagree	Strongly Disagree
Texas	2024	437	87.64%	0.16%	11.90%	0.46%	0.00%	0.00%
	2023	503	87.48%	3.44%	11.73%	0.80%	0.00%	0.00%
	2022	520	84.04%	-1.43%	14.81%	1.15%	0.00%	0.00%
All State / Tribal Cemeteries	2024	8309	80.03%	-1.40%	17.57%	1.97%	0.20%	0.22%
	2023	7925	81.43%	-0.39%	16.57%	1.68%	0.16%	0.16%
	2022	8387	81.82%	2.23%	16.26%	1.59%	0.12%	0.21%
Central Texas State Veterans Cemetery	2024	208	88.94%	3.61%	10.58%	0.48%	0.00%	0.00%
	2023	225	85.33%	-0.22%	13.78%	0.89%	0.00%	0.00%
	2022	256	85.55%	1.49%	13.67%	0.78%	0.00%	0.00%
Coastal Bend Veterans Cemetery	2024	106	89.62%	3.91%	10.38%	0.00%	0.00%	0.00%
	2023	140	85.71%	-0.65%	14.29%	0.00%	0.00%	0.00%
	2022	110	86.36%	1.74%	13.64%	0.00%	0.00%	0.00%
Rio Grande Valley State Veterans Cemetery	2024	55	87.27%	-2.12%	12.73%	0.00%	0.00%	0.00%
	2023	66	89.39%	13.14%	9.09%	1.52%	0.00%	0.00%
	2022	80	76.25%	-11.05%	21.25%	2.50%	0.00%	0.00%
Texas State Veterans Cemetery at Abilene	2024	68	80.88%	-14.95%	17.65%	1.47%	0.00%	0.00%
	2023	72	95.83%	12.05%	2.78%	1.39%	0.00%	0.00%
	2022	74	83.78%	-5.41%	13.51%	2.70%	0.00%	0.00%

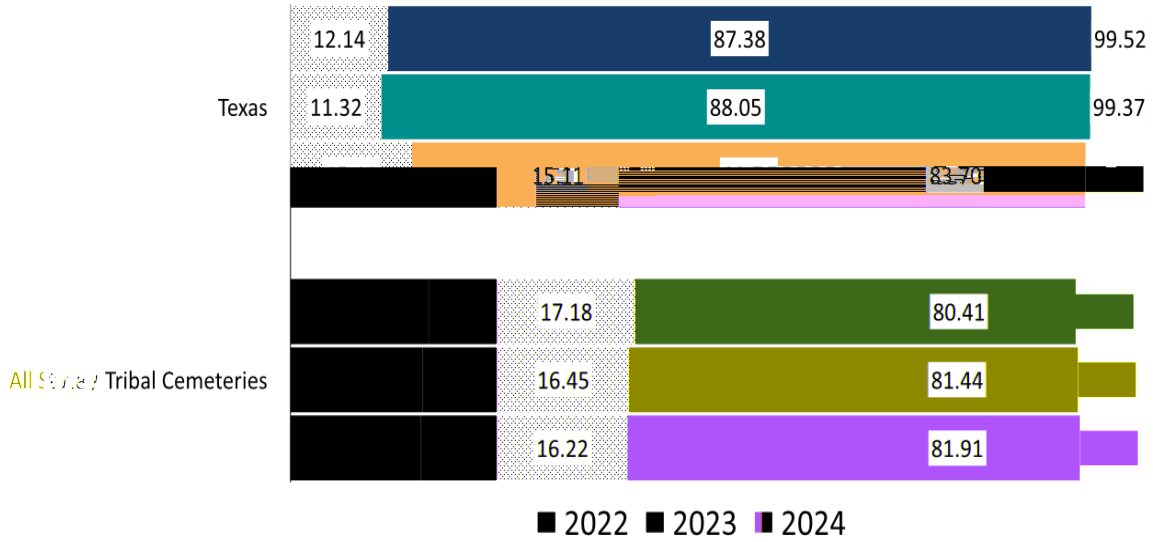
*The change scores represent the difference between the "Strongly agree" categories for the row year and the previous year.

Next of Kin and Funeral Director data for this survey item are presented on the following page.

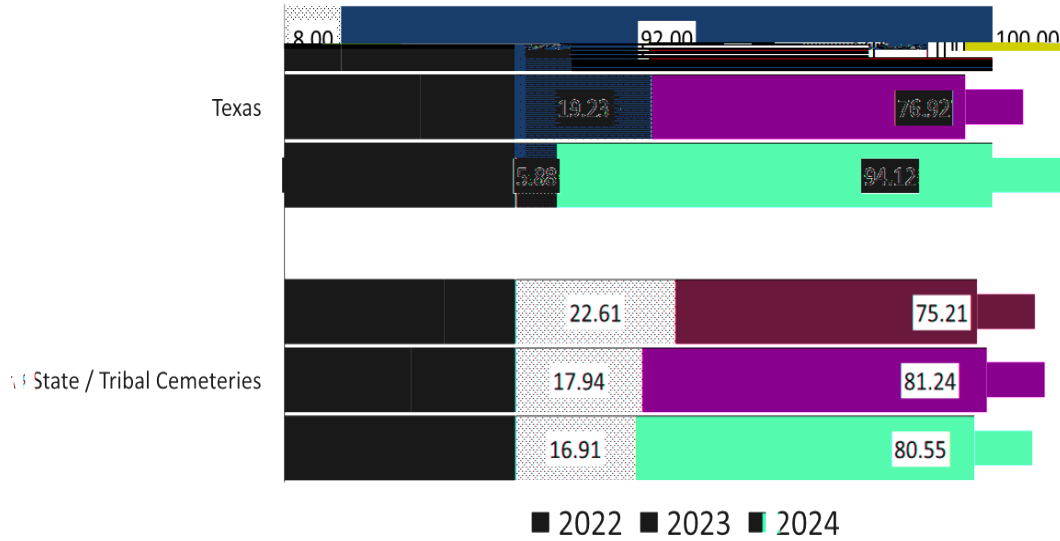
Trust

Question 48/27: The state, tribal or territorial Veterans cemetery honors all Veterans and their service to our nation.

NEXT OF KIN



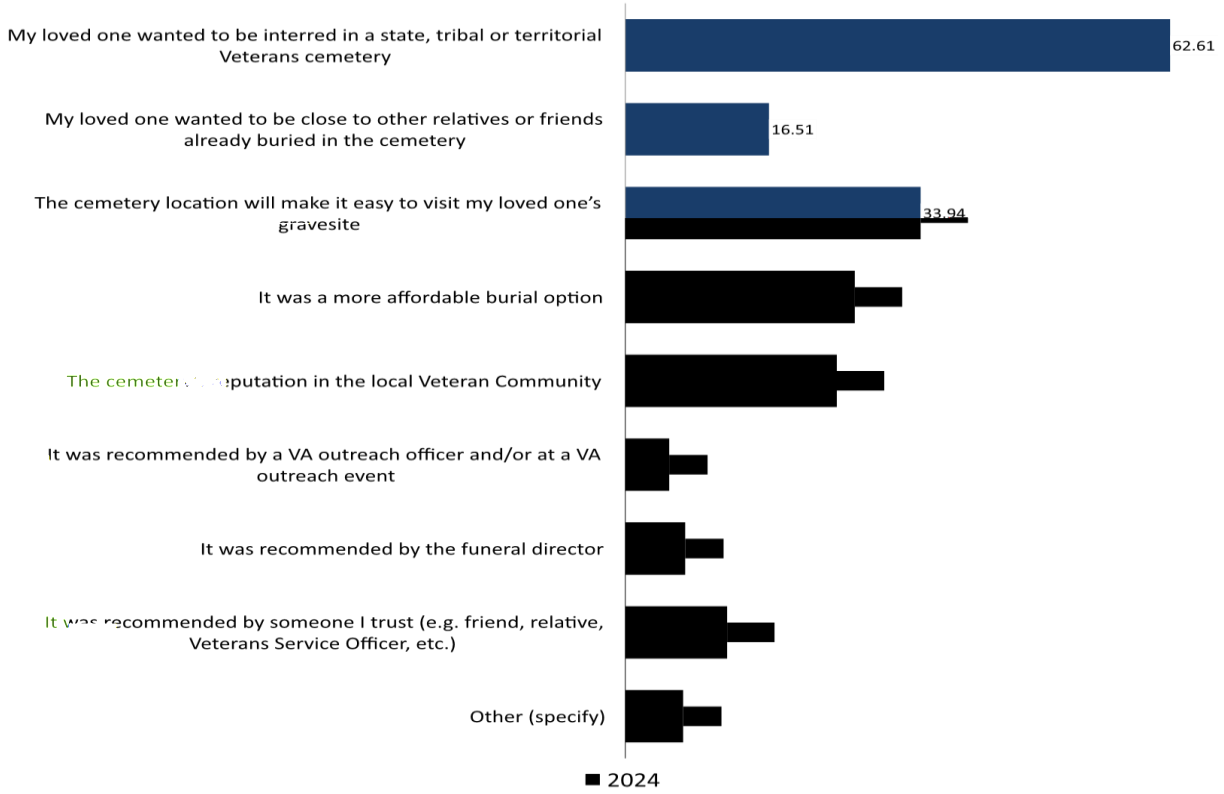
FUNERAL DIRECTORS



Trust

STVC NOK Q1: Why did you choose to inter your loved one in a state, tribal or territorial Veterans cemetery? *(Mark all that apply)*

NEXT OF KIN



2024: n = 436

Note: STVC NOK Q1 was added as a new question to the 2024 State, Tribal or Territorial Veterans Cemeteries Next of Kin/Family Member Satisfaction Survey.

Note: As respondents could select more than one response option, percentages may not sum to 100%.

Benefits Awareness and Satisfaction with NCA Services and Products: Next of Kin

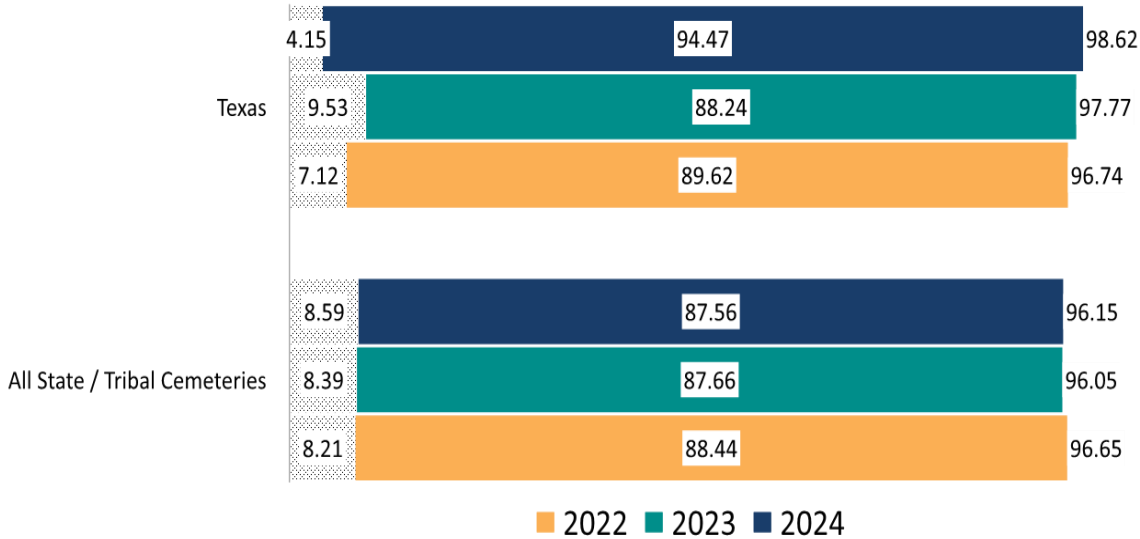
SECTION DESCRIPTION

- This section presents survey findings from next of kin on satisfaction with the information they received throughout experiences with the state, tribal or territorial Veterans cemetery where their loved one was interred.
- Please refer to the Report Overview section (page 4) for an overview of the contents of the report.

Benefits Awareness and Satisfaction with NCA Services and Products: Next of Kin

STVC NOK Q20: Overall, how satisfied were you with the information provided throughout your experience with the state, tribal or territorial Veterans cemetery?

NEXT OF KIN



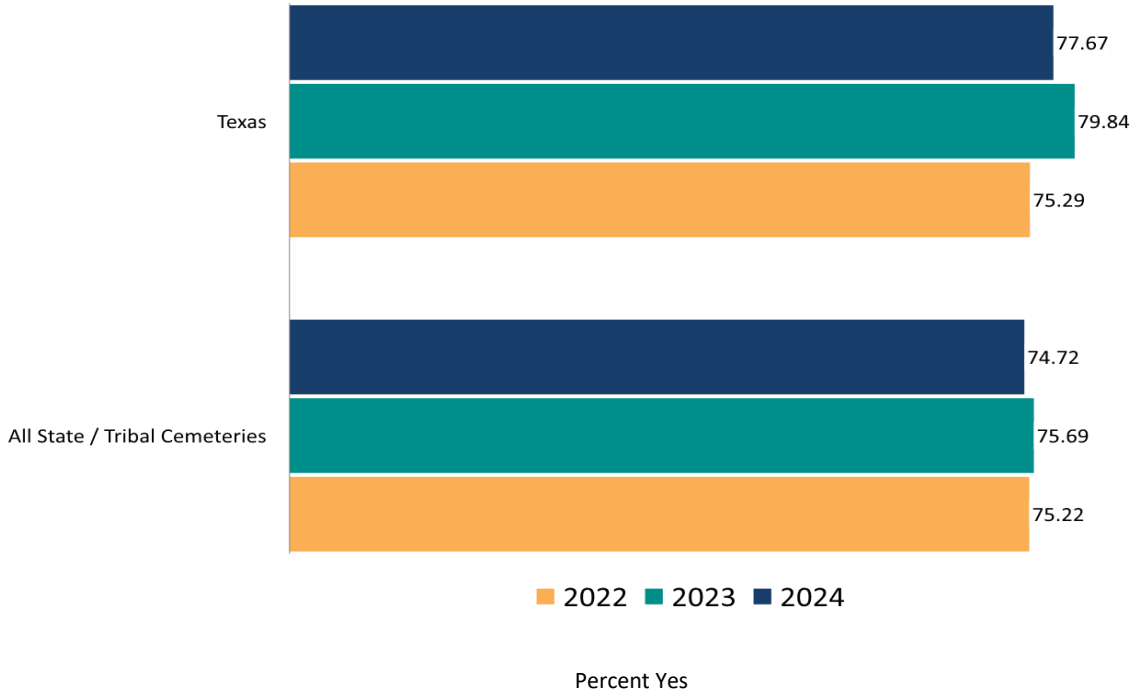
	Year	n	Very satisfied	*Change Score	Somewhat satisfied	Neither satisfied Nor dissatisfied	Somewhat dissatisfied	Very dissatisfied
Texas	2024	434	94.47%	6.23%	4.15%	1.38%	0.00%	0.00%
	2023	493	88.24%	-1.38%	9.53%	1.42%	0.41%	0.41%
	2022	520	89.62%	-0.69%	7.12%	1.92%	0.77%	0.58%
All State / Tribal Cemeteries	2024	8129	87.56%	-0.10%	8.59%	2.62%	0.95%	0.28%
	2023	7627	87.66%	-0.78%	8.39%	2.53%	0.93%	0.49%
	2022	8209	88.44%	2.77%	8.21%	2.08%	0.69%	0.57%
Central Texas State Veterans Cemetery	2024	207	93.24%	5.33%	5.80%	0.97%	0.00%	0.00%
	2023	215	87.91%	-1.02%	9.77%	0.93%	0.93%	0.47%
	2022	253	88.93%	-0.29%	7.11%	2.37%	0.79%	0.79%
Coastal Bend Veterans Cemetery	2024	105	98.10%	9.61%	0.95%	0.95%	0.00%	0.00%
	2023	139	88.49%	-4.49%	8.63%	2.16%	0.00%	0.72%
	2022	114	92.98%	1.45%	5.26%	0.88%	0.88%	0.00%
Rio Grande Valley State Veterans Cemetery	2024	57	92.98%	3.75%	5.26%	1.75%	0.00%	0.00%
	2023	65	89.23%	2.81%	7.69%	3.08%	0.00%	0.00%
	2022	81	86.42%	-0.88%	11.11%	1.23%	0.00%	1.23%
Texas State Veterans Cemetery at Abilene	2024	65	93.85%	6.01%	3.08%	3.08%	0.00%	0.00%
	2023	74	87.84%	-2.44%	12.16%	0.00%	0.00%	0.00%
	2022	72	90.28%	-3.92%	5.56%	2.78%	1.39%	0.00%

*The change scores represent the difference between the "Very satisfied" categories for the row year and the previous year.

Benefits Awareness and Satisfaction with NCA Services and Products: Next of Kin

STVC NOK Q2: Prior to your time of need, were you aware of the benefits related to burial in a state, tribal or territorial Veterans cemetery?

NEXT OF KIN

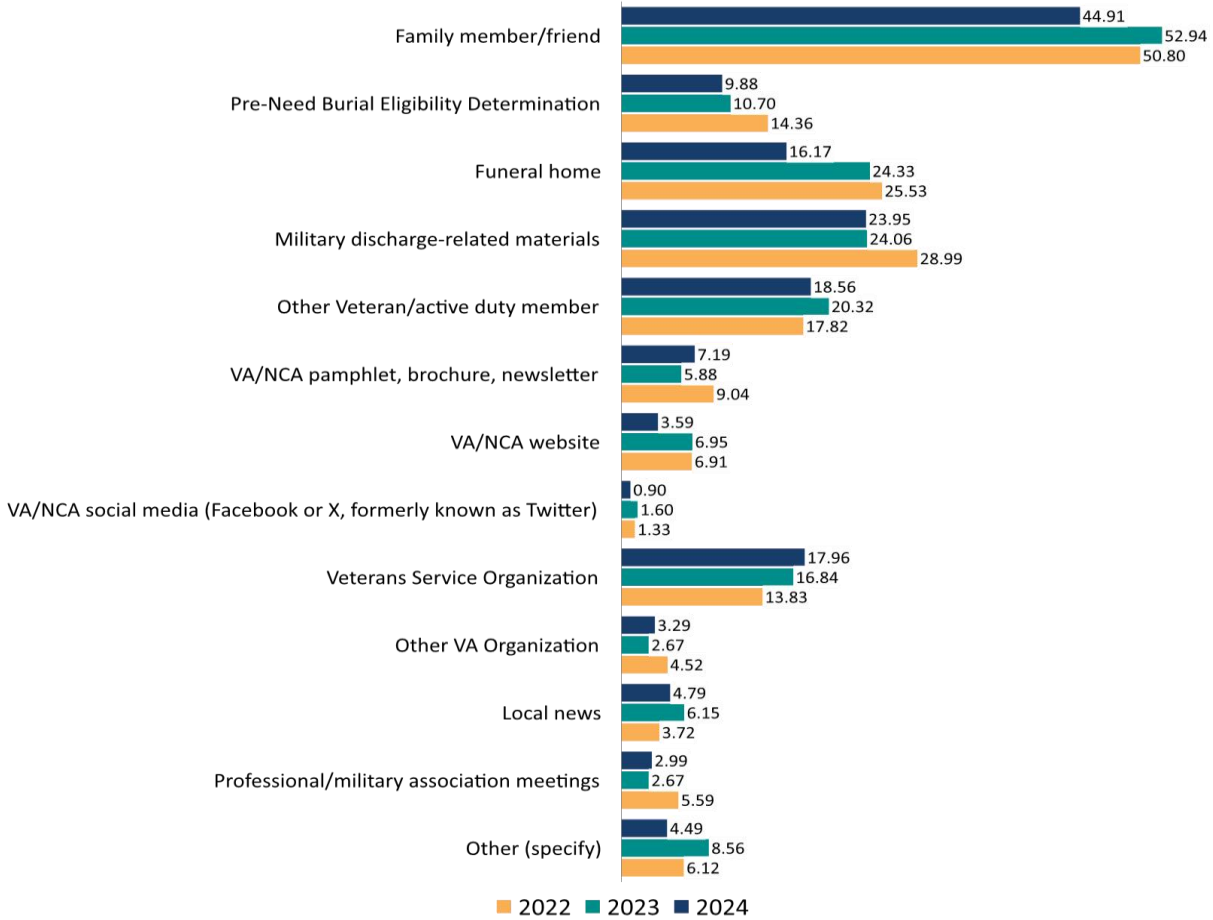


	Year	n	Yes	No
Texas	2024	430	77.67%	22.33%
	2023	491	79.84%	20.16%
	2022	518	75.29%	24.71%
All State / Tribal Cemeteries	2024	7897	74.72%	25.28%
	2023	7644	75.69%	24.31%
	2022	8204	75.22%	24.78%
Central Texas State Veterans Cemetery	2024	206	77.18%	22.82%
	2023	218	78.44%	21.56%
	2022	253	77.08%	22.92%
Coastal Bend Veterans Cemetery	2024	104	79.81%	20.19%
	2023	138	79.71%	20.29%
	2022	113	76.99%	23.01%
Rio Grande Valley State Veterans Cemetery	2024	56	76.79%	23.21%
	2023	64	82.81%	17.19%
	2022	80	68.75%	31.25%
Texas State Veterans Cemetery at Abilene	2024	64	76.56%	23.44%
	2023	71	81.69%	18.31%
	2022	72	73.61%	26.39%

Benefits Awareness and Satisfaction with NCA Services and Products: Next of Kin

STVC NOK Q3: How did you learn of these benefits prior to your time of need? (Mark all that apply)

NEXT OF KIN



2022: n = 376 2023: n = 374 2024: n = 334

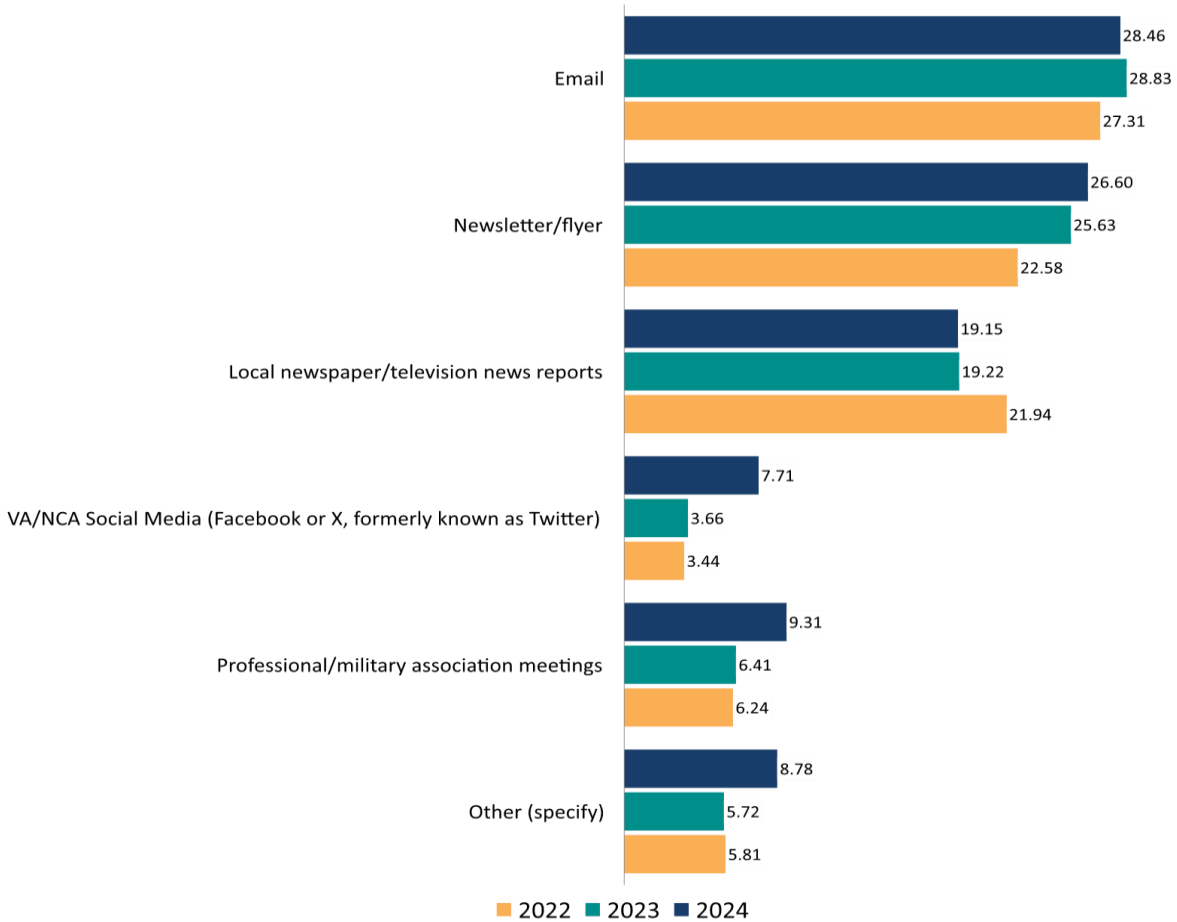
Note: As respondents could select more than one response option, percentages may not sum to 100%.

Note: This question only applies to respondents who indicated "Yes" to STVC NOK Q2.

Note: In 2024, the response option "Local newspaper/news report" was updated to "Local news," the response option "State or Tribal VA/NCA social media (Facebook or Twitter)" was updated to "VA/NCA social media (Facebook or X, formerly known as Twitter)," the response option "State or Tribal VA/NCA website" was updated to "VA/NCA website" and the response option "State or Tribal VA/NCA pamphlet, newsletter, brochure" was updated to "VA/NCA pamphlet, newsletter, brochure."

STVC NOK Q4: Prior to the time of need, what is the BEST way for the state, tribal or territorial Veterans cemetery to convey information regarding benefits? (Mark only one)

NEXT OF KIN



2022: n = 465 2023: n = 437 2024: n = 376

Note: In 2024, the response option "State or Tribal VA/NCA social media (Facebook or Twitter)" was updated to "VA/NCA social media (Facebook or X, formerly known as Twitter)."

Benefits Awareness and Satisfaction with NCA Services and Products: Next of Kin

STVC NOK Q5: Did the funeral director provide information about burial and memorial benefits available for Veterans? (Mark all that apply)

NEXT OF KIN



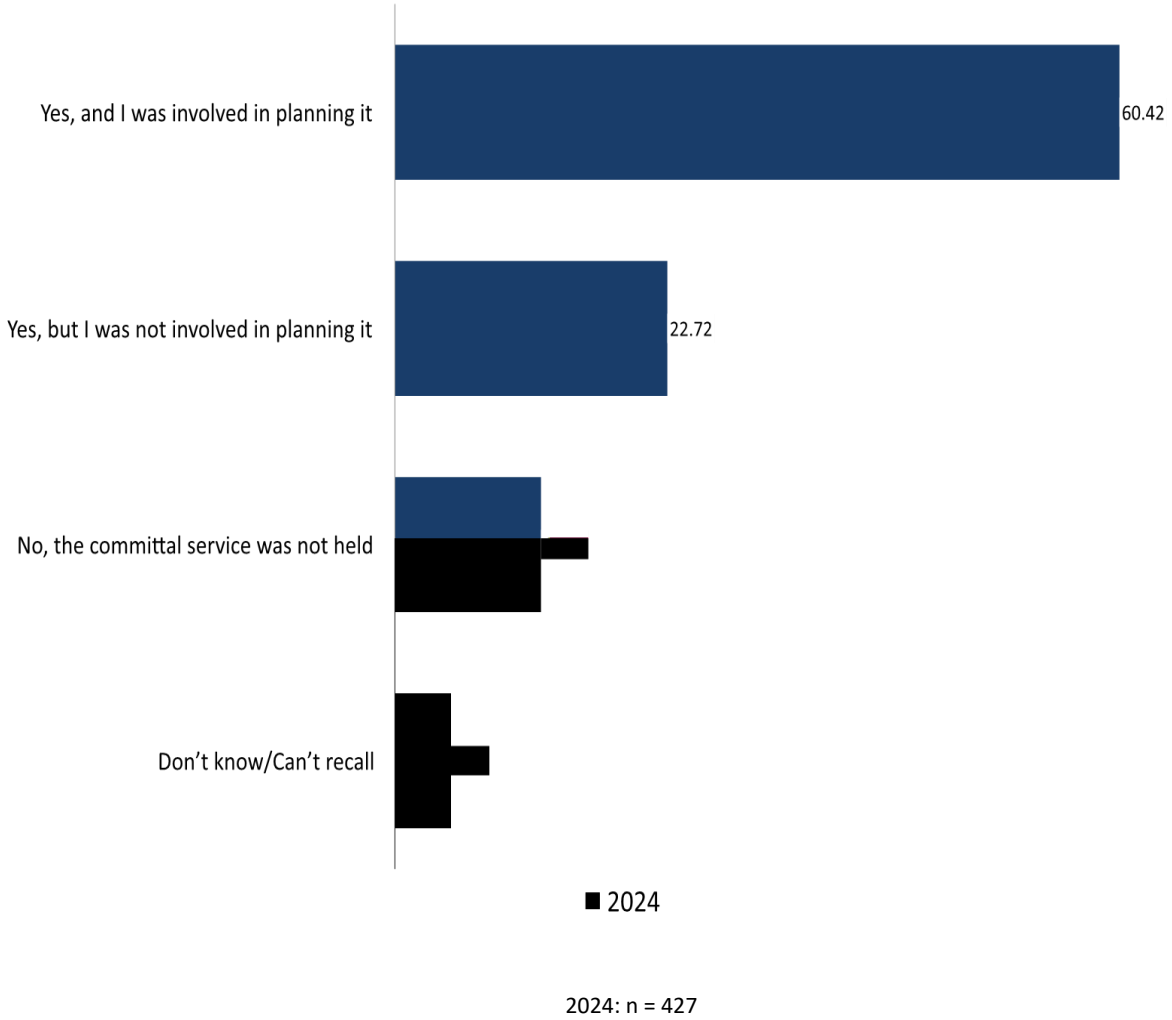
2024: n = 436

Note: STVC NOK Q5 was added as a new question to the 2024 State, Tribal or Territorial Veterans Cemeteries Next of Kin/Family Member Satisfaction Survey.

Note: As respondents could select more than one response option, percentages may not sum to 100%.

STVC NOK Q6: Was a committal service held at the state, tribal or territorial Veterans cemetery for your loved one?

NEXT OF KIN

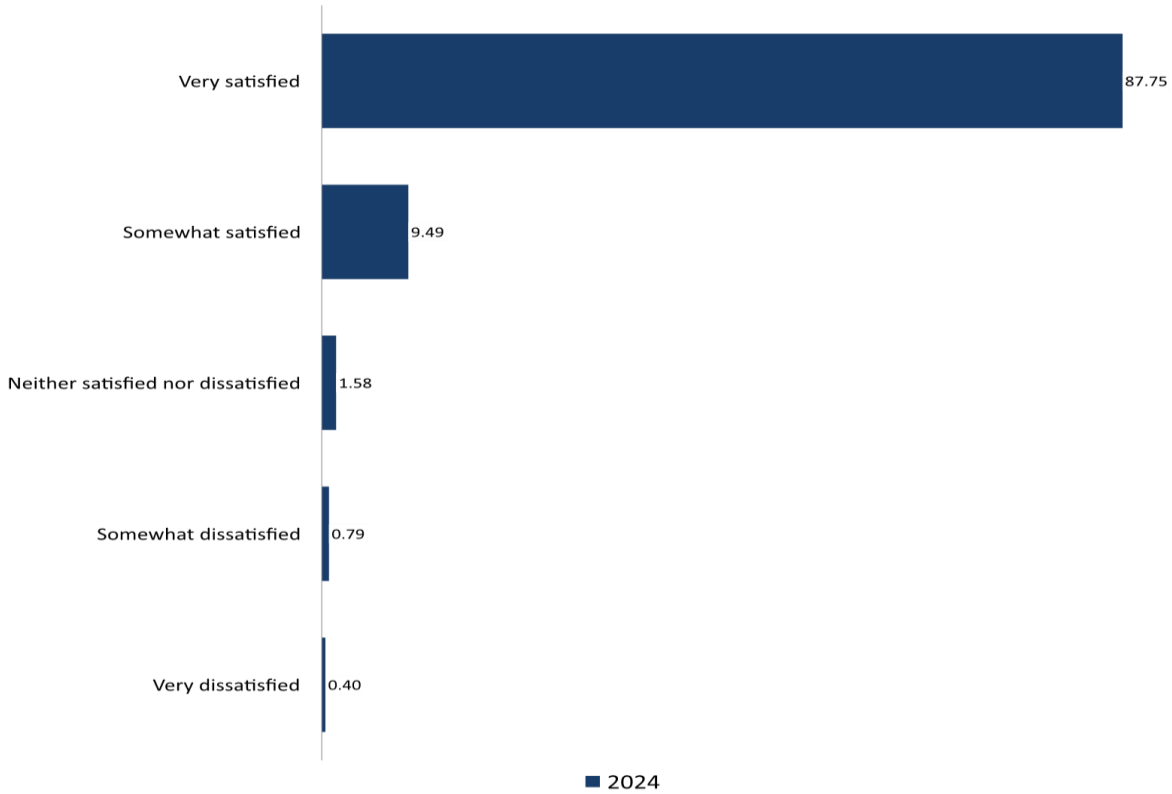


Note: STVC NOK Q6 was added as a new question to the 2024 State, Tribal or Territorial Veterans Cemeteries Next of Kin/Family Member Satisfaction Survey.

Benefits Awareness and Satisfaction with NCA Services and Products: Next of Kin

STVC NOK Q7: How satisfied were you with the available dates and times offered for the scheduling of your committal service?

NEXT OF KIN



	Year	n	Very satisfied	Somewhat satisfied	Neither satisfied nor dissatisfied	Somewhat dissatisfied	Very dissatisfied
Texas	2024	253	87.75%	9.49%	1.58%	0.79%	0.40%
All State / Tribal Cemeteries	2024	4498	84.64%	11.34%	1.65%	1.98%	0.40%
Central Texas State Veterans Cemetery	2024	129	84.50%	12.40%	1.55%	0.78%	0.78%
Coastal Bend Veterans Cemetery	2024	58	86.21%	10.34%	1.72%	1.72%	0.00%
Rio Grande Valley State Veterans Cemetery	2024	24	91.67%	4.17%	4.17%	0.00%	0.00%
Texas State Veterans Cemetery at Abilene	2024	42	97.62%	2.38%	0.00%	0.00%	0.00%

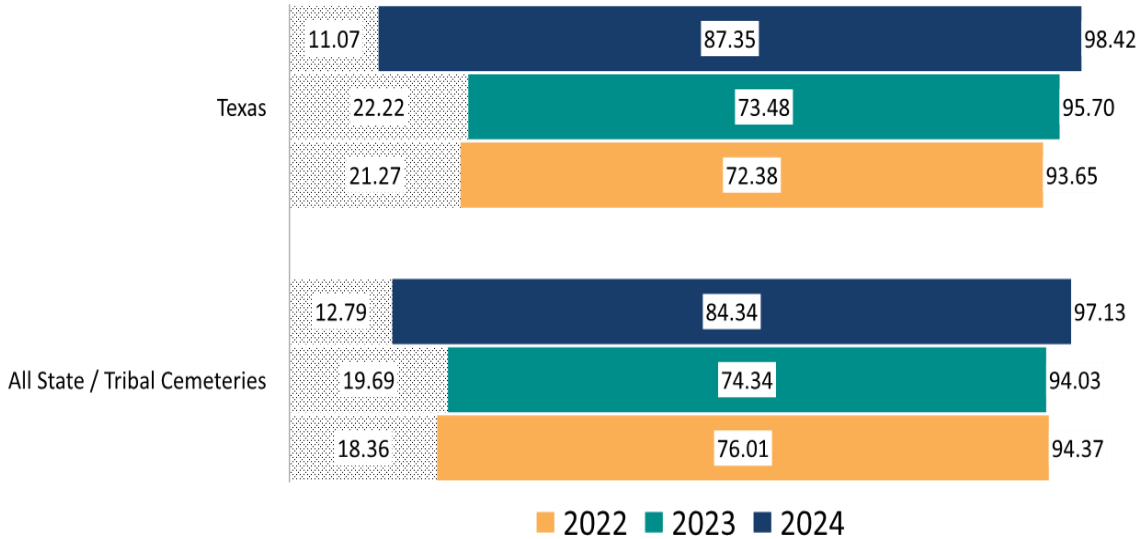
Note: STVC NOK Q7 was added as a new question to the 2024 State, Tribal or Territorial Veterans Cemeteries Next of Kin/Family Member Satisfaction Survey.

Note: This question only applies to respondents who indicated "Yes, and I was involved in planning it" to STVC NOK Q6.

Benefits Awareness and Satisfaction with NCA Services and Products: Next of Kin

STVC NOK Q8: To what extent were you informed of the details (e.g., length of service, use of committal shelters) related to the committal service prior to attending the service?

NEXT OF KIN



	Year	n	Very informed	*Change Score	Somewhat informed	Neither informed nor uninformed	Somewhat uninformed	Very uninformed
Texas	2024	253	87.35%	13.87%	11.07%	1.19%	0.00%	0.40%
	2023	279	73.48%	1.10%	22.22%	1.79%	1.43%	1.08%
	2022	362	72.38%	-0.32%	21.27%	2.21%	2.21%	1.93%
All State / Tribal Cemeteries	2024	4495	84.34%	10.00%	12.79%	1.33%	1.11%	0.42%
	2023	4342	74.34%	-1.67%	19.69%	2.72%	1.84%	1.40%
	2022	6006	76.01%	5.62%	18.36%	2.95%	1.57%	1.12%
Central Texas State Veterans Cemetery	2024	129	87.60%	15.70%	10.85%	1.55%	0.00%	0.00%
	2023	121	71.90%	-2.13%	23.14%	1.65%	2.48%	0.83%
	2022	181	74.03%	1.88%	20.99%	2.76%	1.10%	1.10%
Coastal Bend Veterans Cemetery	2024	58	87.93%	11.68%	8.62%	1.72%	0.00%	1.72%
	2023	80	76.25%	5.52%	21.25%	1.25%	1.25%	0.00%
	2022	82	70.73%	-3.50%	23.17%	0.00%	1.22%	4.88%
Rio Grande Valley State Veterans Cemetery	2024	24	95.83%	35.30%	4.17%	0.00%	0.00%	0.00%
	2023	38	60.53%	-2.93%	31.58%	2.63%	0.00%	5.26%
	2022	52	63.46%	-6.75%	25.00%	3.85%	5.77%	1.92%
Texas State Veterans Cemetery at Abilene	2024	42	80.95%	-4.05%	19.05%	0.00%	0.00%	0.00%
	2023	40	85.00%	6.28%	12.50%	2.50%	0.00%	0.00%
	2022	47	78.72%	5.04%	14.89%	2.13%	4.26%	0.00%

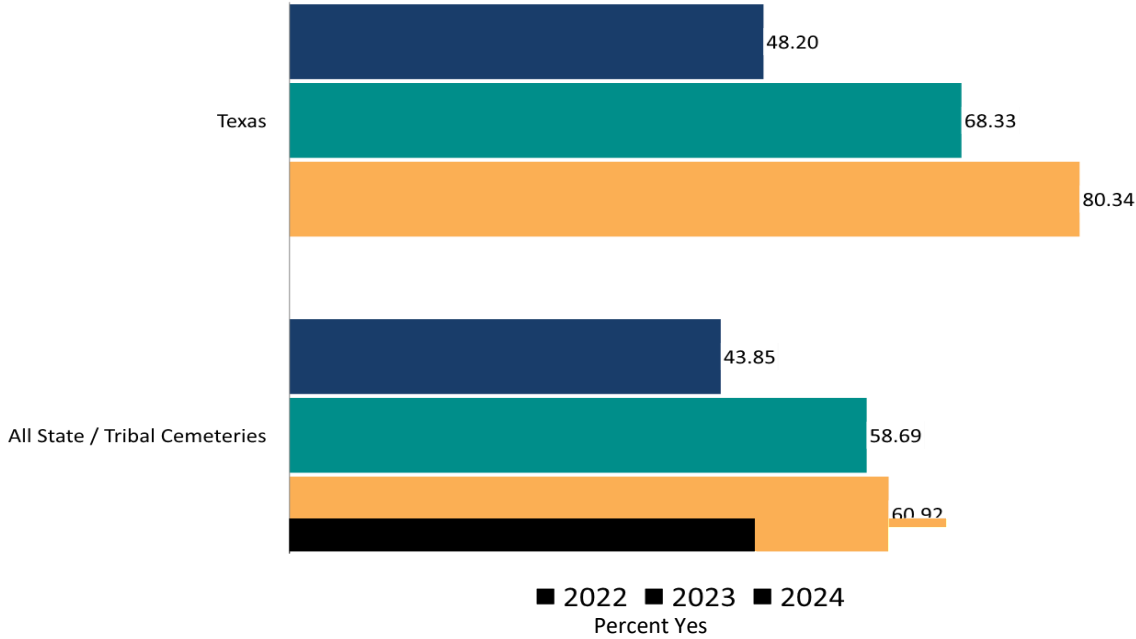
*The change scores represent the difference between the "Very informed" categories for the row year and the previous year.

Note: In 2024, this question only applies to respondents who indicated "Yes, and I was involved in planning it" to STVC NOK Q6.

Benefits Awareness and Satisfaction with NCA Services and Products: Next of Kin

STVC NOK Q28: Did you receive a certificate signed by the President of the United States honoring the Veteran's service?

NEXT OF KIN



	Year	n	Yes	No	Don't know
Texas	2024	334	48.20%	38.32%	13.47%
	2023	401	68.33%	31.67%	0.00%
	2022	417	80.34%	19.66%	0.00%
All State / Tribal Cemeteries	2024	6169	43.85%	40.02%	16.13%
	2023	6090	58.69%	41.31%	0.00%
	2022	6540	60.92%	39.08%	0.00%
Central Texas State Veterans Cemetery	2024	153	54.90%	34.64%	10.46%
	2023	178	70.22%	29.78%	0.00%
	2022	204	80.88%	19.12%	0.00%
Coastal Bend Veterans Cemetery	2024	80	45.00%	36.25%	18.75%
	2023	113	66.37%	33.63%	0.00%
	2022	90	81.11%	18.89%	0.00%
Rio Grande Valley State Veterans Cemetery	2024	48	37.50%	41.67%	20.83%
	2023	51	66.67%	33.33%	0.00%
	2022	67	80.60%	19.40%	0.00%
Texas State Veterans Cemetery at Abilene	2024	53	43.40%	49.06%	7.55%
	2023	59	67.80%	32.20%	0.00%
	2022	56	76.79%	23.21%	0.00%

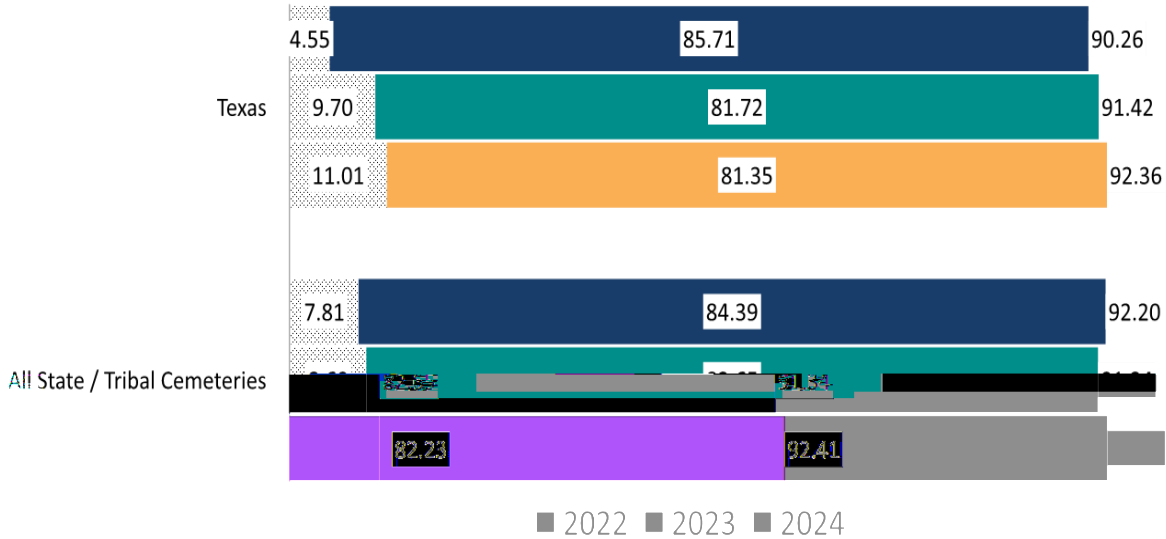
Note: The Veteran status of the interred loved one is not self-reported. Veteran status of the interred loved one is recorded by the cemetery and captured in the NCA database. This question only applies to respondents whose interred loved one was a Veteran.

Note: In 2024 the response option "Don't know" was added.

Benefits Awareness and Satisfaction with NCA Services and Products: Next of Kin

STVC NOK Q29: How satisfied were you with the quality of the certificate signed by the President of the United States honoring the Veteran's service?

NEXT OF KIN



	Year	n	Very satisfied	*Change Score	Somewhat satisfied	Neither / Nor	Somewhat dissatisfied	Very dissatisfied
Texas	2024	154	85.71%	3.99%	4.55%	9.74%	0.00%	0.00%
	2023	268	81.72%	0.37%	9.70%	6.34%	1.12%	1.12%
	2022	327	81.35%	-8.84%	11.01%	4.89%	2.14%	0.61%
All State / Tribal Cemeteries	2024	2639	84.39%	1.74%	7.81%	6.37%	0.68%	0.76%
	2023	3475	82.65%	0.42%	8.69%	6.85%	0.95%	0.86%
	2022	3882	82.23%	-1.21%	10.18%	5.64%	1.03%	0.93%
Central Texas State Veterans Cemetery	2024	81	86.42%	8.55%	1.23%	12.35%	0.00%	0.00%
	2023	122	77.87%	-1.27%	13.93%	5.74%	2.46%	0.00%
	2022	163	79.14%	-8.79%	13.50%	4.29%	2.45%	0.61%
Coastal Bend Veterans Cemetery	2024	33	87.88%	8.15%	6.06%	6.06%	0.00%	0.00%
	2023	74	79.73%	-3.37%	6.76%	10.81%	0.00%	2.70%
	2022	71	83.10%	-6.51%	8.45%	7.04%	1.41%	0.00%
Rio Grande Valley State Veterans Cemetery	2024	18	88.89%	-8.08%	5.56%	5.56%	0.00%	0.00%
	2023	33	96.97%	12.35%	3.03%	0.00%	0.00%	0.00%
	2022	52	84.62%	-12.52%	9.62%	1.92%	1.92%	1.92%
Texas State Veterans Cemetery at Abilene	2024	22	77.27%	-7.35%	13.64%	9.09%	0.00%	0.00%
	2023	39	84.62%	1.69%	7.69%	5.13%	0.00%	2.56%
	2022	41	82.93%	-8.96%	7.32%	7.32%	2.44%	0.00%

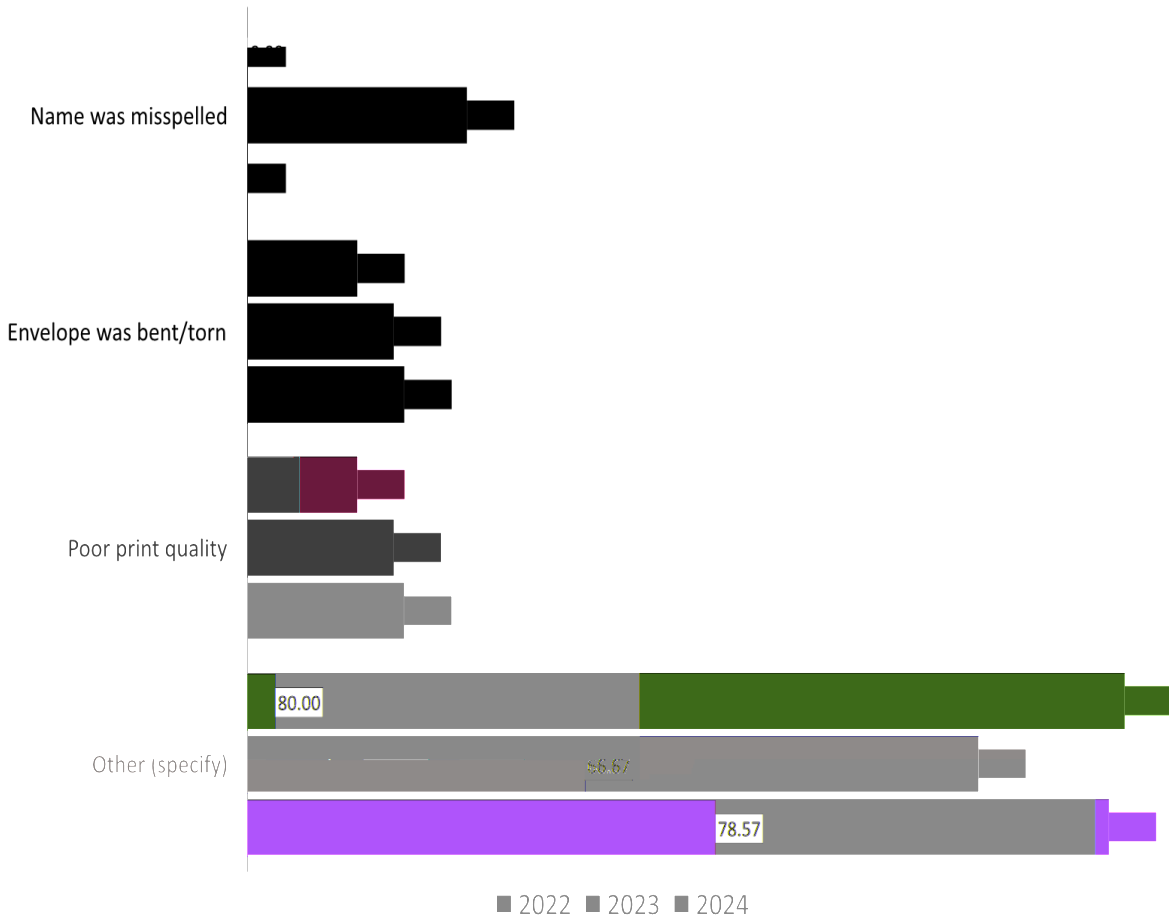
*The change scores represent the difference between the "Very satisfied" categories for the row year and the previous year.

Note: This question only applies to respondents who indicated "Yes" to STVC NOK Q28.

Benefits Awareness and Satisfaction with NCA Services and Products: Next of Kin

STVC NOK Q30: Why were you not satisfied with the quality of the certificate signed by the President of the United States honoring the Veteran's service? (Mark all that apply)

NEXT OF KIN



2022: n = 14 2023: n = 15 2024: n = 10

Note: This question only applies to respondents who indicated "Very dissatisfied," "Somewhat dissatisfied," or "Neither satisfied nor dissatisfied" to STVC NOK Q29.

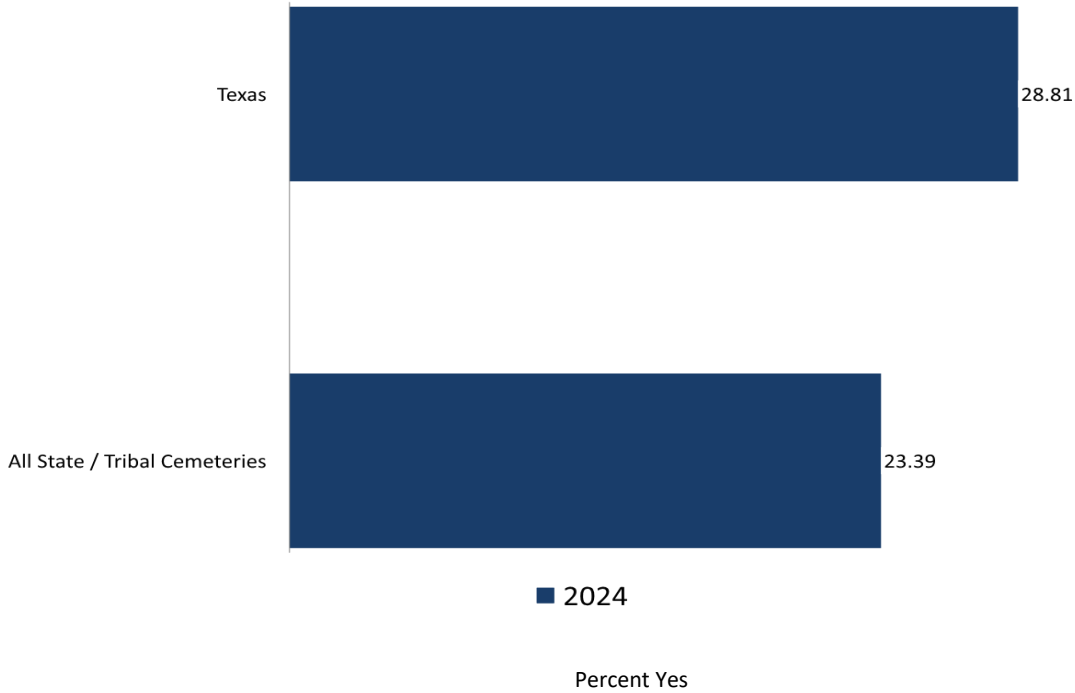
Note: As respondents could select more than one response option, percentages may not sum to 100%.

Note: The answer option "Other (specify)" provides the opportunity for next of kin to specify an answer not listed.

Benefits Awareness and Satisfaction with NCA Services and Products: Next of Kin

STVC NOK Q59: Are you aware of the PACT Act (The Sergeant First Class Heath Robinson Honoring our Promise to Address Comprehensive Toxics Act) and the expanded eligibility of VA health care for Veterans with toxic exposure?

NEXT OF KIN



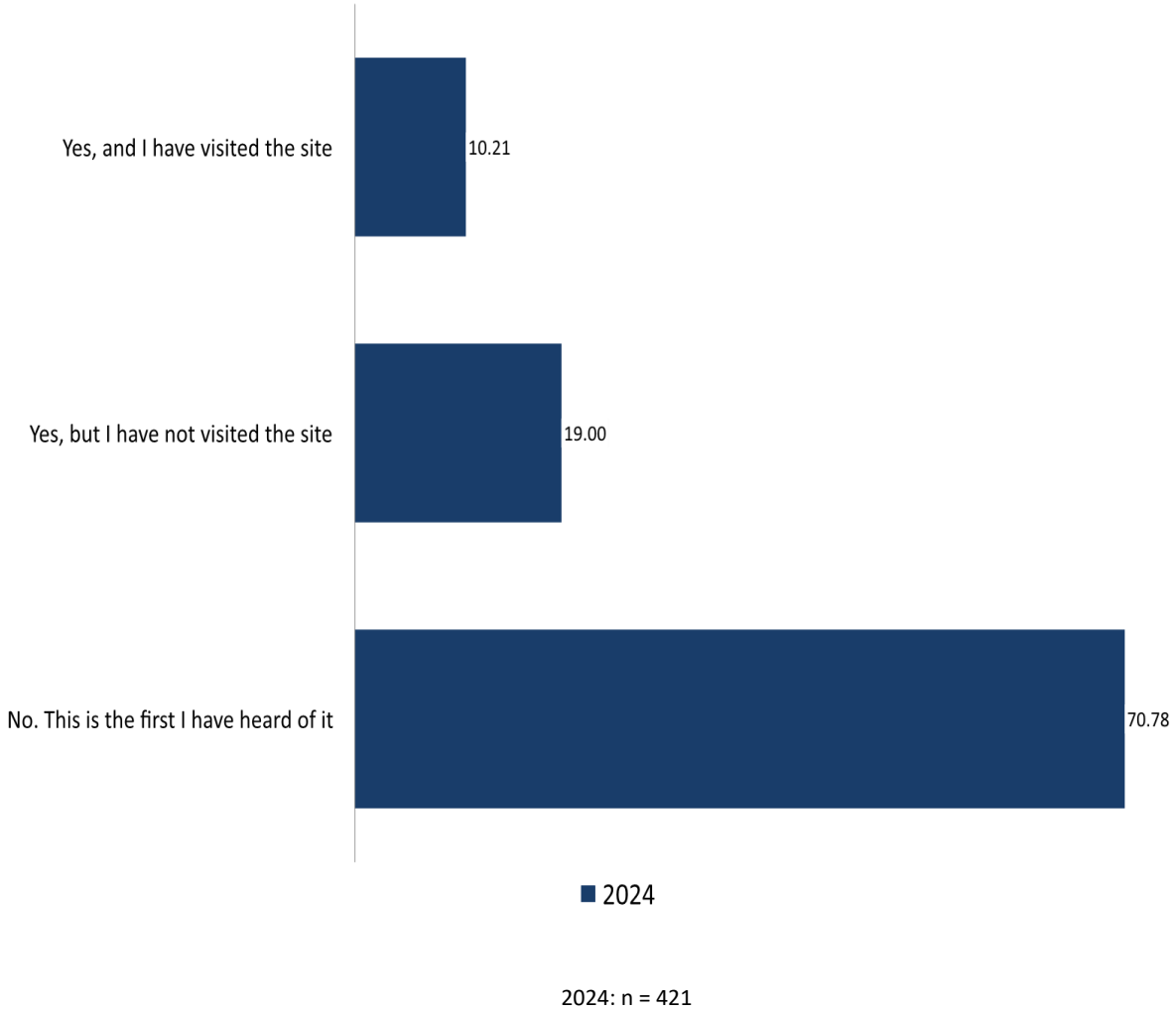
	Year	n	Yes	No	Don't know what this is
Texas	2024	420	28.81%	32.62%	38.57%
All State / Tribal Cemeteries	2024	7862	23.39%	36.71%	39.90%
Central Texas State Veterans Cemetery	2024	197	32.49%	26.90%	40.61%
Coastal Bend Veterans Cemetery	2024	104	28.85%	36.54%	34.62%
Rio Grande Valley State Veterans Cemetery	2024	56	21.43%	42.86%	35.71%
Texas State Veterans Cemetery at Abilene	2024	63	23.81%	34.92%	41.27%

Note: STVC NOK Q59 was added as a new question to the 2024 State, Tribal or Territorial Veterans Cemeteries Next of Kin/Family Member Satisfaction Survey.

Benefits Awareness and Satisfaction with NCA Services and Products: Next of Kin

STVC NOK Q31: Are you aware of the Veterans Legacy Memorial (VLM) web site www.va.gov/remember/?

NEXT OF KIN

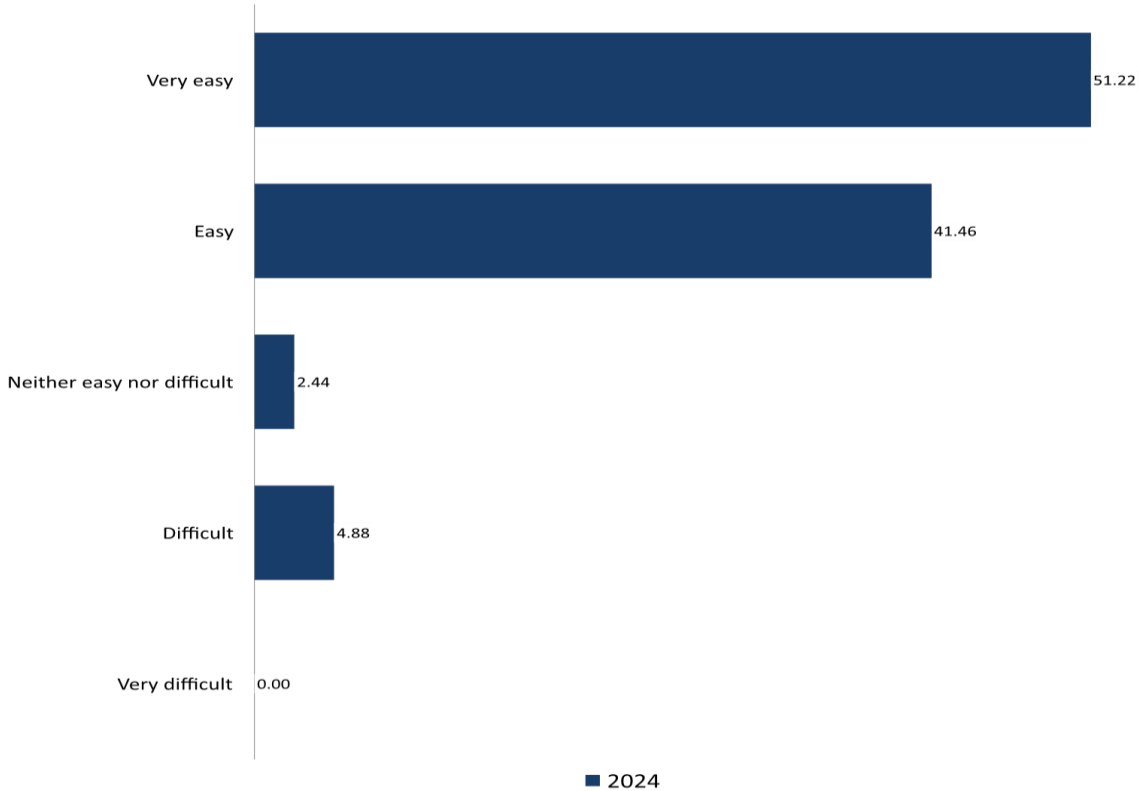


Note: STVC NOK Q31 was added as a new question to the 2024 State, Tribal or Territorial Veterans Cemeteries Next of Kin/Family Member Satisfaction Survey.

Benefits Awareness and Satisfaction with NCA Services and Products: Next of Kin

STVC NOK Q32: How easy was the VLM site to navigate?

NEXT OF KIN



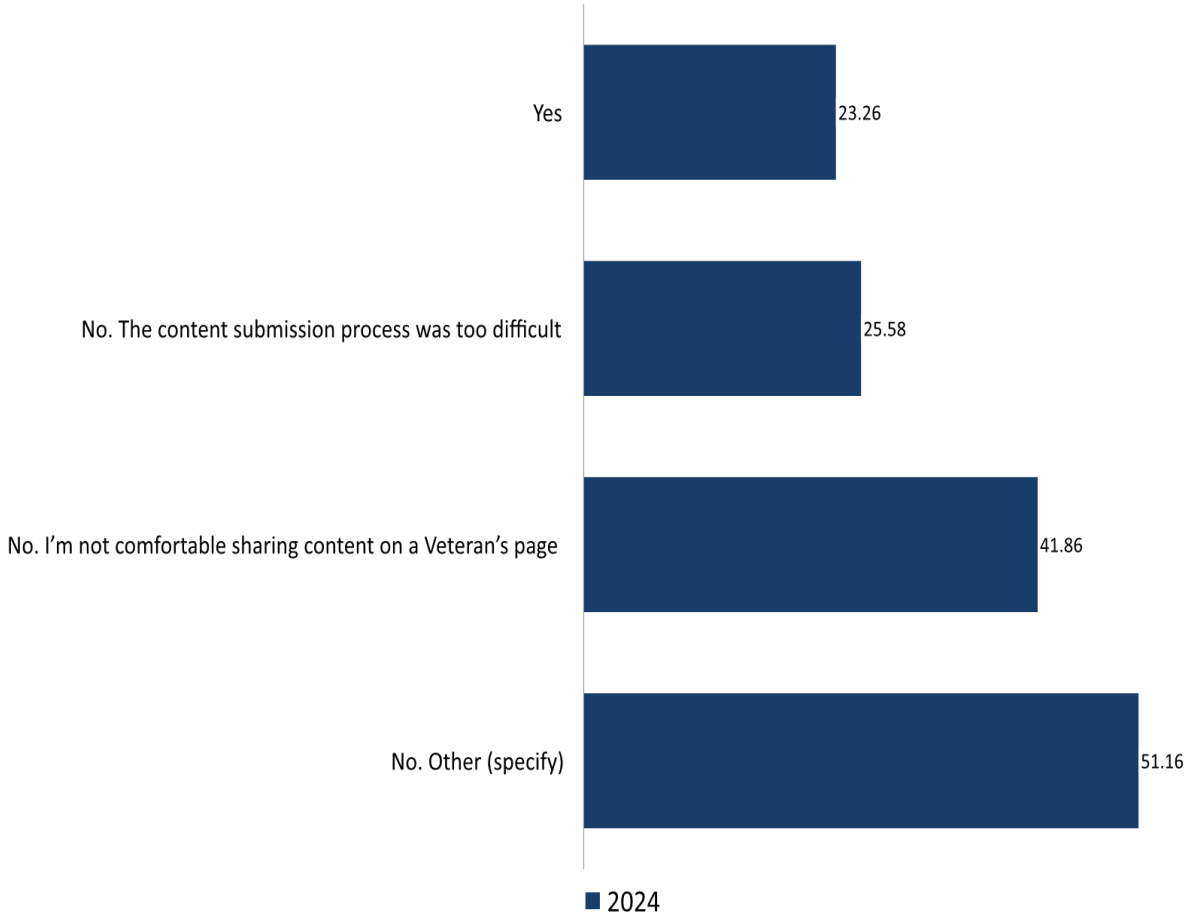
	Year	n	Very easy	Easy	Neither easy nor difficult	Difficult	Very difficult
Texas	2024	41	51.22%	41.46%	2.44%	4.88%	0.00%
All State / Tribal Cemeteries	2024	606	55.28%	33.33%	9.74%	1.32%	0.33%
Central Texas State Veterans Cemetery	2024	24	58.33%	33.33%	4.17%	4.17%	0.00%
Coastal Bend Veterans Cemetery	2024	9	33.33%	55.56%	0.00%	11.11%	0.00%
Rio Grande Valley State Veterans Cemetery	2024	5	40.00%	60.00%	0.00%	0.00%	0.00%
Texas State Veterans Cemetery at Abilene	2024	3	66.67%	33.33%	0.00%	0.00%	0.00%

Note: STVC NOK Q32 was added as a new question to the 2024 State, Tribal or Territorial Veterans Cemeteries Next of Kin/Family Member Satisfaction Survey.

Note: This question only applies to respondents who indicated "Yes, and I have visited the site" to STVC NOK Q31.

STVC NOK Q33: Have you added content to a Veteran page on the VLM site? (Mark all that apply)

NEXT OF KIN



2024: n = 43

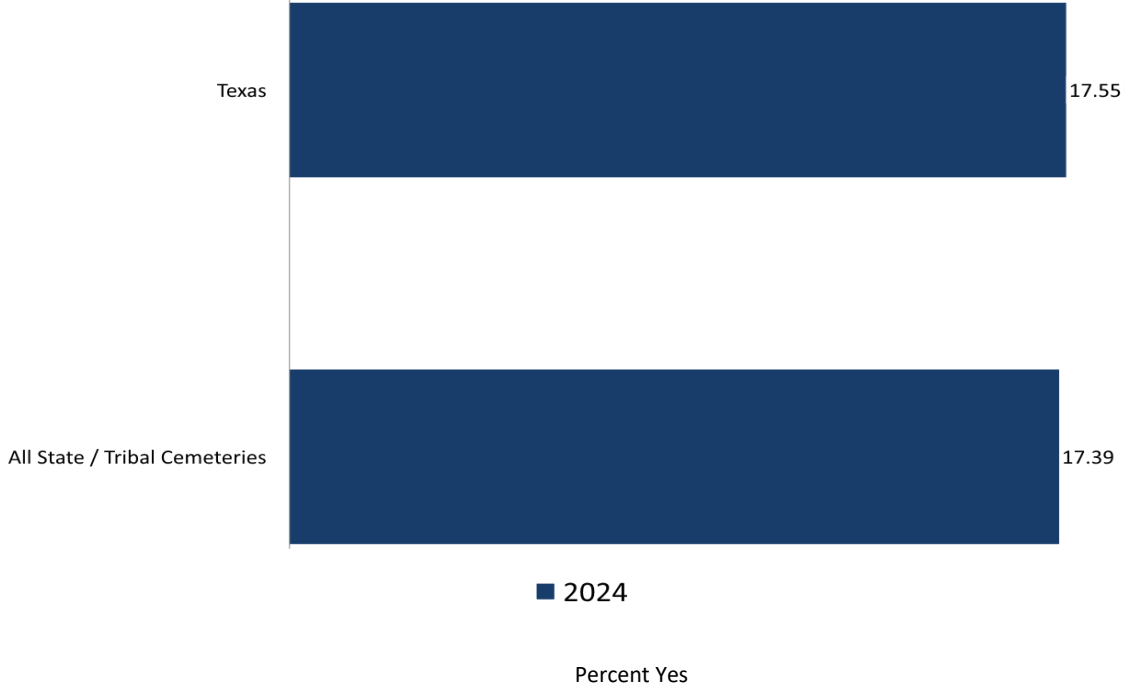
Note: STVC NOK Q33 was added as a new question to the 2024 State, Tribal or Territorial Veterans Cemeteries Next of Kin/Family Member Satisfaction Survey.

Note: This question only applies to respondents who indicated "Yes, and I have visited the site" to STVC NOK Q31.

Benefits Awareness and Satisfaction with NCA Services and Products: Next of Kin

STVC NOK Q34: Are you aware of the NCA Pre-Need Eligibility Process?

NEXT OF KIN



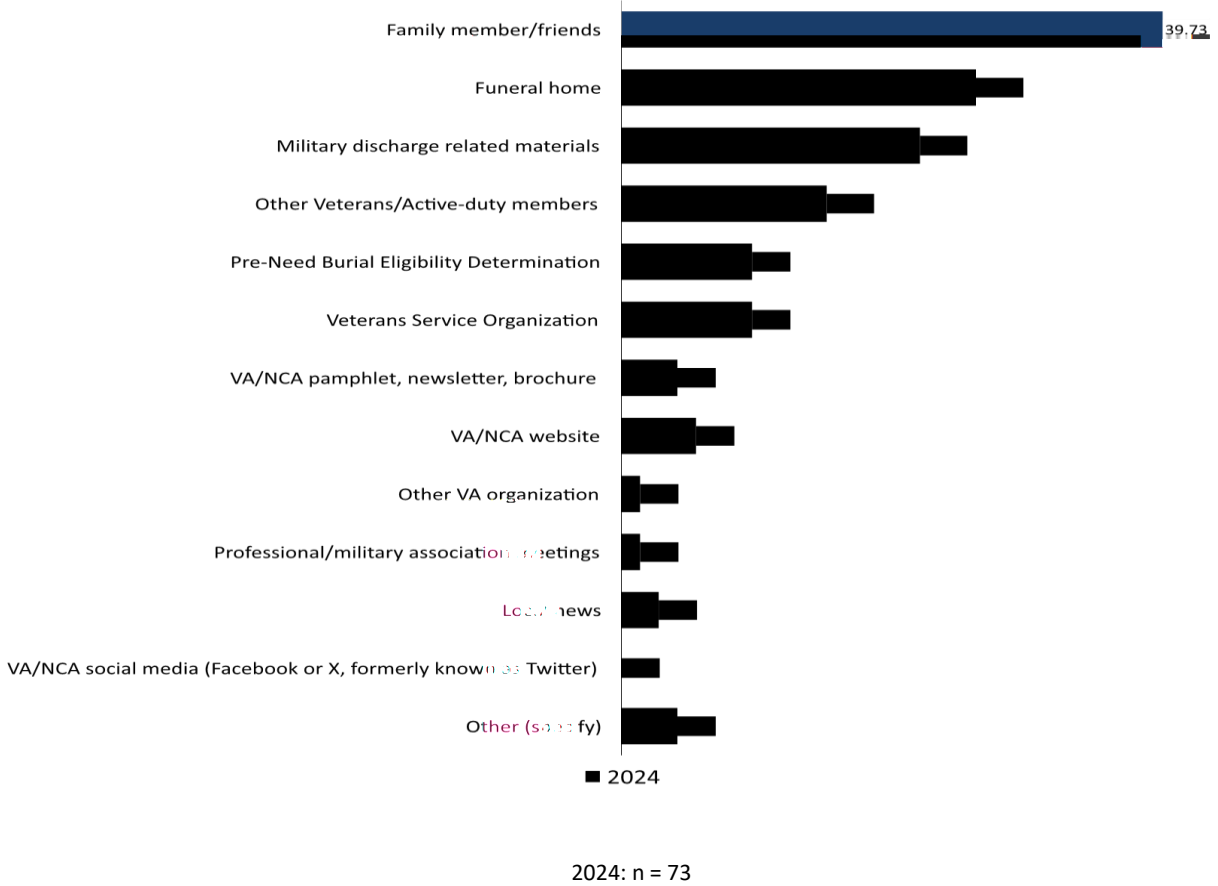
	Year	n	Yes	No
Texas	2024	416	17.55%	82.45%
All State / Tribal Cemeteries	2024	7765	17.39%	82.61%
Central Texas State Veterans Cemetery	2024	196	18.88%	81.12%
Coastal Bend Veterans Cemetery	2024	103	19.42%	80.58%
Rio Grande Valley State Veterans Cemetery	2024	53	15.09%	84.91%
Texas State Veterans Cemetery at Abilene	2024	64	12.50%	87.50%

Note: STVC NOK Q34 was added as a new question to the 2024 State, Tribal or Territorial Veterans Cemeteries Next of Kin/Family Member Satisfaction Survey.

Benefits Awareness and Satisfaction with NCA Services and Products: Next of Kin

STVC NOK Q35: How did you become aware of the Pre-Need opportunity? (Mark all that apply)

NEXT OF KIN



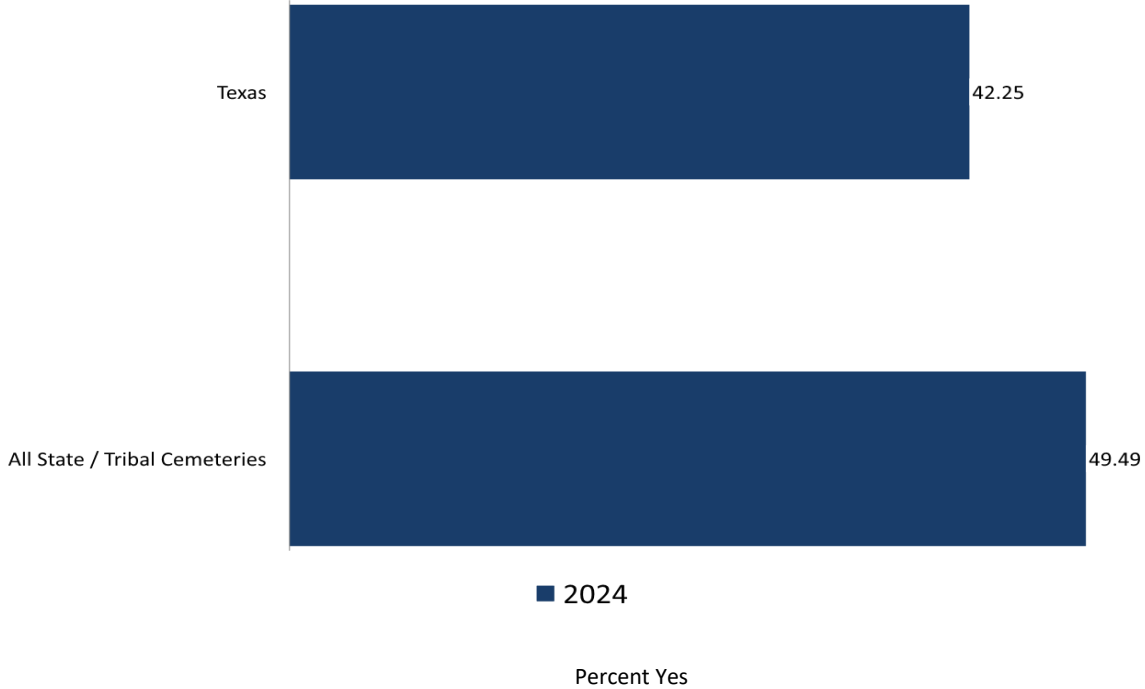
Note: STVC NOK Q35 was added as a new question to the 2024 State, Tribal or Territorial Veterans Cemeteries Next of Kin/Family Member Satisfaction Survey.

Note: This question only applies to respondents who indicated "Yes" to STVC NOK Q34.

Note: As respondents could select more than one response option, percentages may not sum to 100%.

STVC NOK Q36: Have you applied for Pre-Need Eligibility?

NEXT OF KIN



	Year	n	Yes	No
Texas	2024	71	42.25%	57.75%
All State / Tribal Cemeteries	2024	1273	49.49%	50.51%
Central Texas State Veterans Cemetery	2024	37	54.05%	45.95%
Coastal Bend Veterans Cemetery	2024	16	56.25%	43.75%
Rio Grande Valley State Veterans Cemetery	2024	10	10.00%	90.00%
Texas State Veterans Cemetery at Abilene	2024	8	0.00%	100.00%

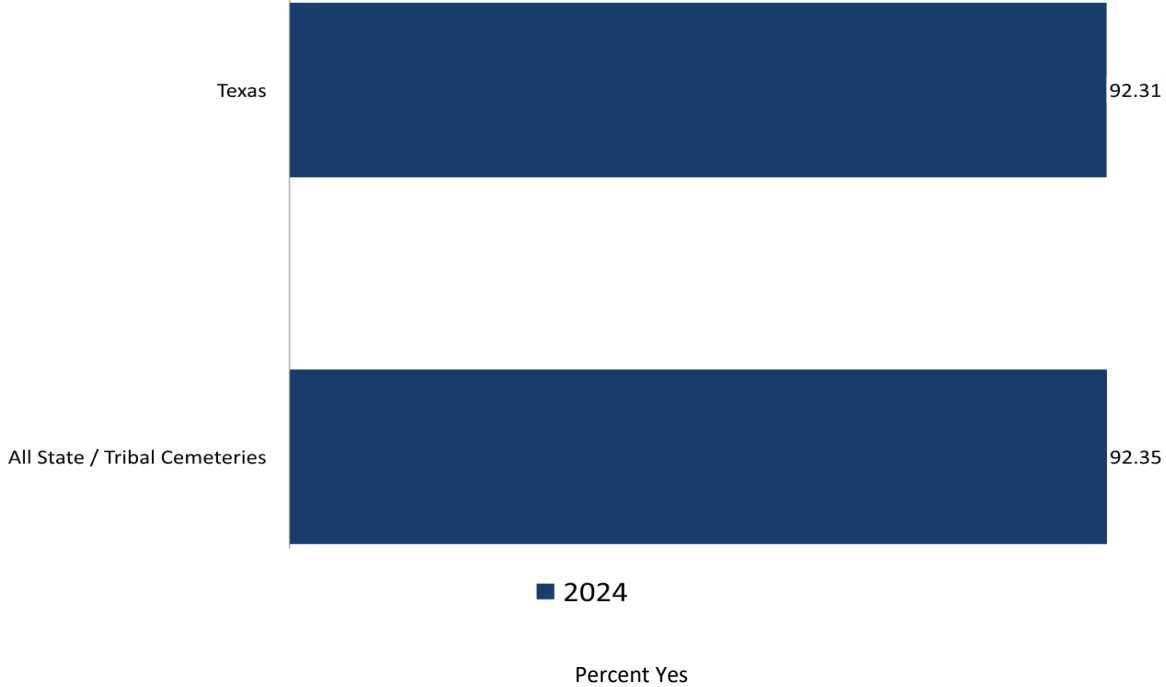
Note: STVC NOK Q36 was added as a new question to the 2024 State, Tribal or Territorial Veterans Cemeteries Next of Kin/Family Member Satisfaction Survey.

Note: This question only applies to respondents who indicated "Yes" to STVC NOK Q34.

Benefits Awareness and Satisfaction with NCA Services and Products: Next of Kin

STVC NOK Q37: Were you satisfied with the length of time it took to receive a certificate of eligibility?

NEXT OF KIN



	Year	n	Yes	No	Have not received yet
Texas	2024	26	92.31%	0.00%	7.69%
All State / Tribal Cemeteries	2024	588	92.35%	1.02%	6.63%
Central Texas State Veterans Cemetery	2024	19	94.74%	0.00%	5.26%
Coastal Bend Veterans Cemetery	2024	6	83.33%	0.00%	16.67%
Rio Grande Valley State Veterans Cemetery	2024	1	100.00%	0.00%	0.00%
Texas State Veterans Cemetery at Abilene	2024	0	0.00%	0.00%	0.00%

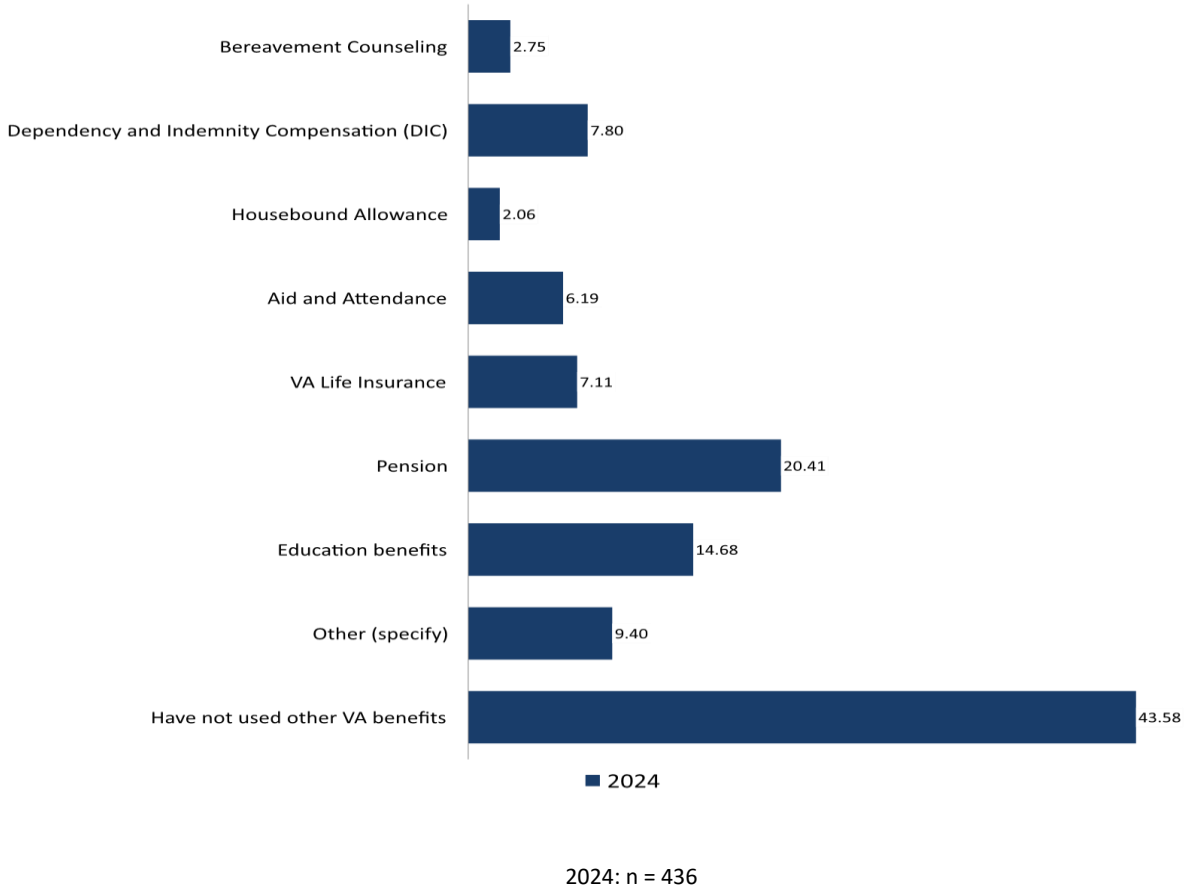
Note: STVC NOK Q37 was added as a new question to the 2024 State, Tribal or Territorial Veterans Cemeteries Next of Kin/Family Member Satisfaction Survey.

Note: This question only applies to respondents who indicated "Yes" to STVC NOK Q36.

Benefits Awareness and Satisfaction with NCA Services and Products: Next of Kin

STVC NOK Q70: Have you or your loved one used any other VA Benefits? (Mark all that apply)

NEXT OF KIN



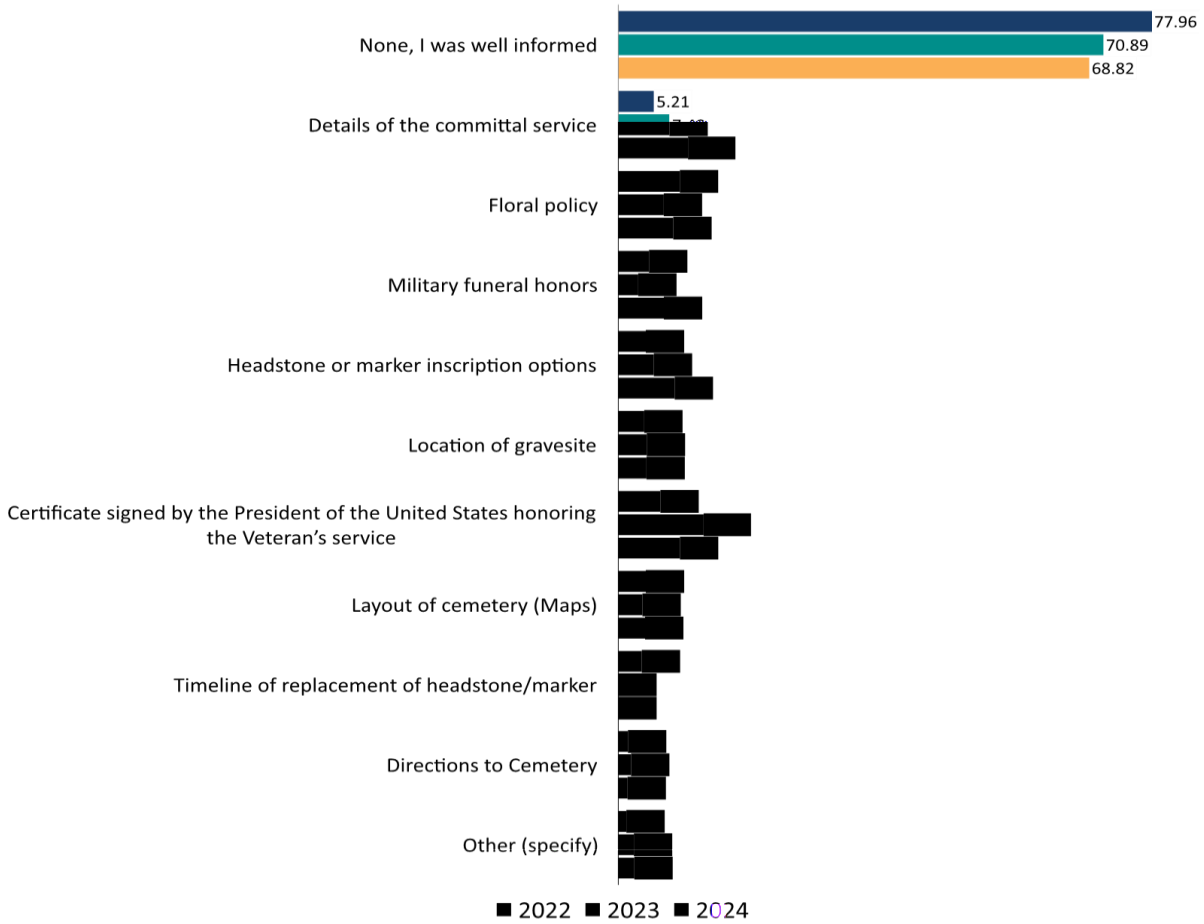
Note: STVC NOK Q70 was added as a new question to the 2024 State, Tribal or Territorial Veterans Cemeteries Next of Kin/Family Member Satisfaction Survey.

Note: As respondents could select more than one response option, percentages may not sum to 100%.

Benefits Awareness and Satisfaction with NCA Services and Products: Next of Kin

STVC NOK Q21: Looking back at your overall experiences with the state, tribal or territorial Veterans cemetery, which items would you have liked more information about? (Mark all that apply)

NEXT OF KIN



2022: n = 510 2023: n = 481 2024: n = 422

Note: As respondents could select more than one response option, percentages may not sum to 100%.

Note: In 2024 the response option "Timeline of replacement of headstone/marker" was added.

Satisfaction with Information and Communication: Funeral Directors

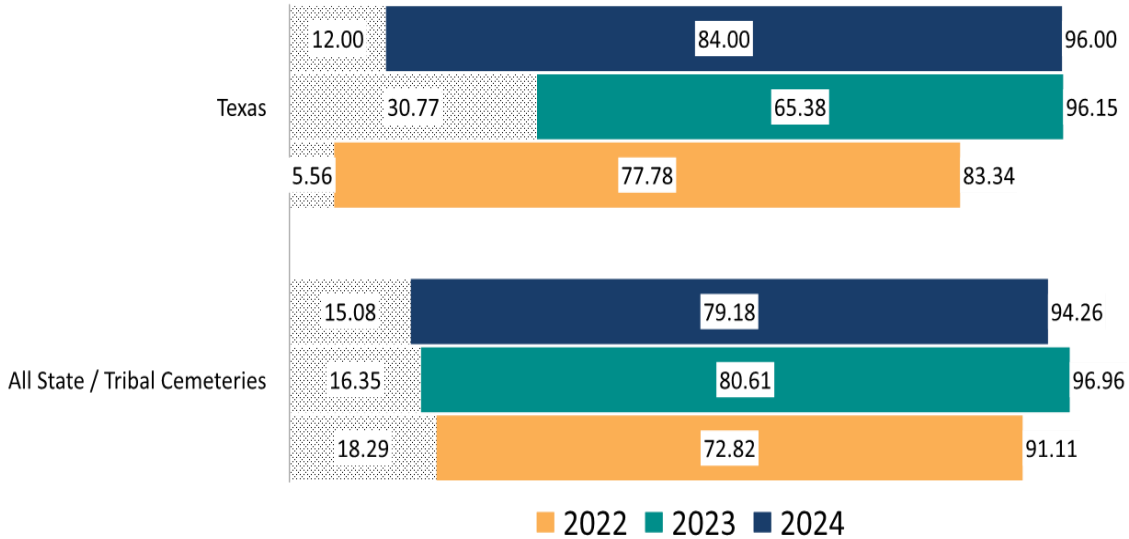
SECTION DESCRIPTION

- This section presents survey findings from funeral directors on satisfaction with the information they receive from the state, tribal or territorial Veterans cemetery with which they most frequently do business.
- Please refer to the Report Overview section (page 4) for an overview of the contents of the report.

Satisfaction with Information and Communication: Funeral Directors

STVC FD Q10: Overall, how satisfied are you with the communication between your funeral home and the state, tribal or territorial Veterans cemetery?

FUNERAL DIRECTORS



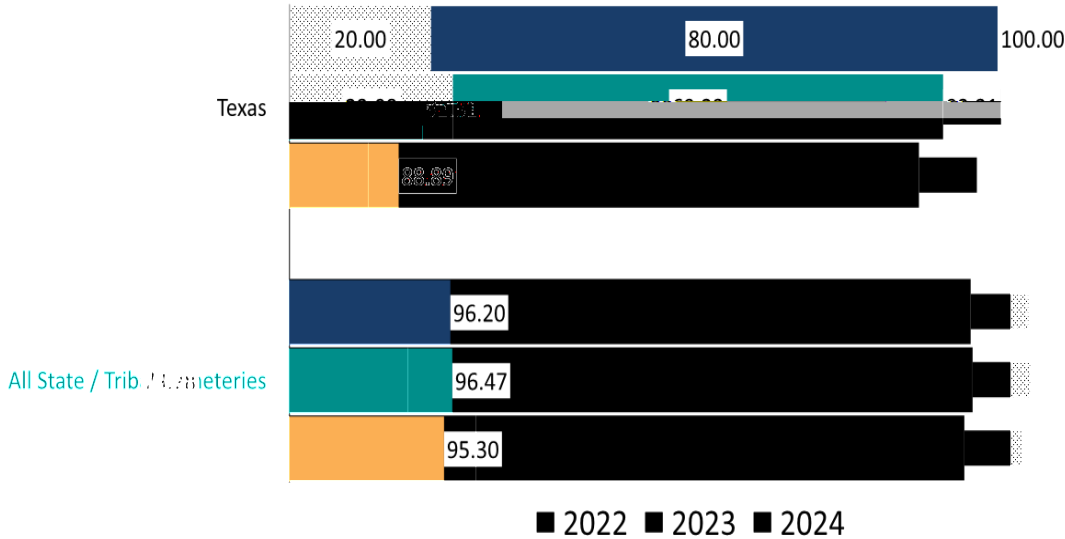
	Year	n	Very satisfied	*Change Score	Somewhat satisfied	Neither / Nor	Somewhat dissatisfied	Very dissatisfied
Texas	2024	25	84.00%	18.62%	12.00%	0.00%	4.00%	0.00%
	2023	26	65.38%	-12.40%	30.77%	0.00%	0.00%	3.85%
	2022	18	77.78%	-2.22%	5.56%	5.56%	0.00%	11.11%
All State / Tribal Cemeteries	2024	610	79.18%	-1.43%	15.08%	4.10%	1.31%	0.33%
	2023	624	80.61%	7.79%	16.35%	2.40%	0.32%	0.32%
	2022	563	72.82%	-4.29%	18.29%	7.46%	0.89%	0.53%
Central Texas State Veterans Cemetery	2024	11	90.91%	27.27%	9.09%	0.00%	0.00%	0.00%
	2023	11	63.64%	-36.36%	36.36%	0.00%	0.00%	0.00%
	2022	8	100.00%	26.67%	0.00%	0.00%	0.00%	0.00%
Coastal Bend Veterans Cemetery	2024	4	75.00%	-5.00%	25.00%	0.00%	0.00%	0.00%
	2023	5	80.00%	13.33%	20.00%	0.00%	0.00%	0.00%
	2022	3	66.67%	0.00%	33.33%	0.00%	0.00%	0.00%
Rio Grande Valley State Veterans Cemetery	2024	4	50.00%	25.00%	25.00%	0.00%	25.00%	0.00%
	2023	4	25.00%	-8.33%	50.00%	0.00%	0.00%	25.00%
	2022	3	33.33%	-66.67%	0.00%	33.33%	0.00%	33.33%
Texas State Veterans Cemetery at Abilene	2024	6	100.00%	16.67%	0.00%	0.00%	0.00%	0.00%
	2023	6	83.33%	8.33%	16.67%	0.00%	0.00%	0.00%
	2022	4	75.00%	-25.00%	0.00%	0.00%	0.00%	25.00%

*The change scores represent the difference between the "Very satisfied" categories for the row year and the previous year.

Satisfaction with Information and Communication: Funeral Directors

STVC FD Q5: How would you characterize the overall communication from the state, tribal or territorial Veterans cemetery to your funeral home?

FUNERAL DIRECTORS



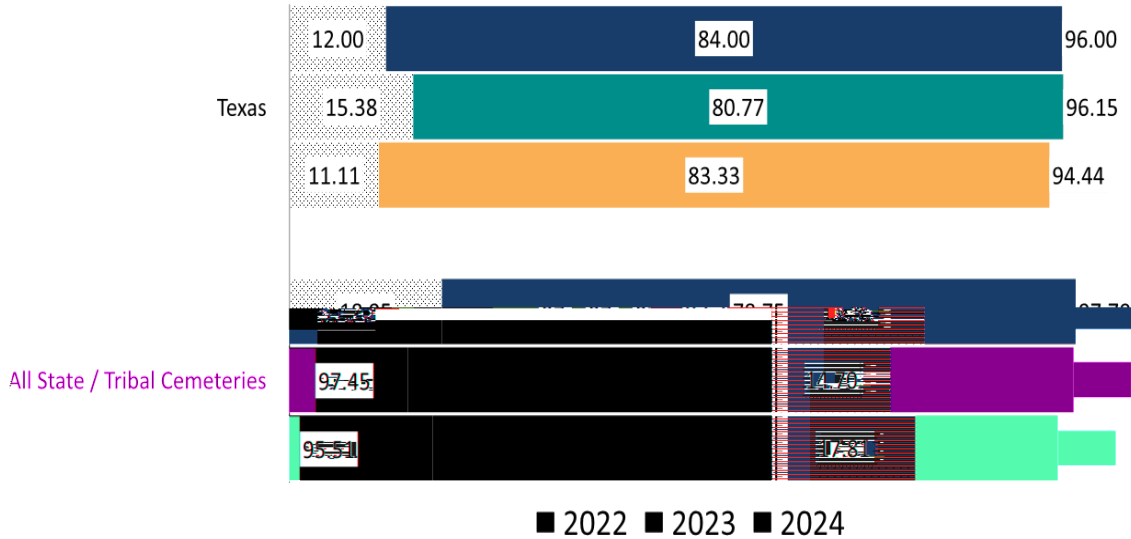
	Year	n	Excellent	*Change Score	Good	Fair	Poor
Texas	2024	25	80.00%	10.77%	20.00%	0.00%	0.00%
	2023	26	69.23%	-8.55%	23.08%	3.85%	3.85%
	2022	18	77.78%	-2.22%	11.11%	5.56%	5.56%
All State / Tribal Cemeteries	2024	606	74.75%	-5.03%	21.45%	3.47%	0.33%
	2023	623	79.78%	10.83%	16.69%	3.05%	0.48%
	2022	554	68.95%	-4.83%	26.35%	3.97%	0.72%
Central Texas State Veterans Cemetery	2024	11	90.91%	18.18%	9.09%	0.00%	0.00%
	2023	11	72.73%	-14.77%	27.27%	0.00%	0.00%
	2022	8	87.50%	14.17%	12.50%	0.00%	0.00%
Coastal Bend Veterans Cemetery	2024	4	75.00%	-25.00%	25.00%	0.00%	0.00%
	2023	5	100.00%	0.00%	0.00%	0.00%	0.00%
	2022	3	100.00%	33.33%	0.00%	0.00%	0.00%
Rio Grande Valley State Veterans Cemetery	2024	4	50.00%	25.00%	50.00%	0.00%	0.00%
	2023	4	25.00%	-8.33%	25.00%	25.00%	25.00%
	2022	3	33.33%	-66.67%	33.33%	0.00%	33.33%
Texas State Veterans Cemetery at Abilene	2024	6	83.33%	16.66%	16.67%	0.00%	0.00%
	2023	6	66.67%	-8.33%	33.33%	0.00%	0.00%
	2022	4	75.00%	-25.00%	0.00%	25.00%	0.00%

*The change scores represent the difference between the "Excellent" categories for the row year and the previous year.

Satisfaction with Information and Communication: Funeral Directors

STVC FD Q6: Do you feel that you are well informed by the state, tribal or territorial Veterans cemetery of its policies and procedures?

FUNERAL DIRECTORS



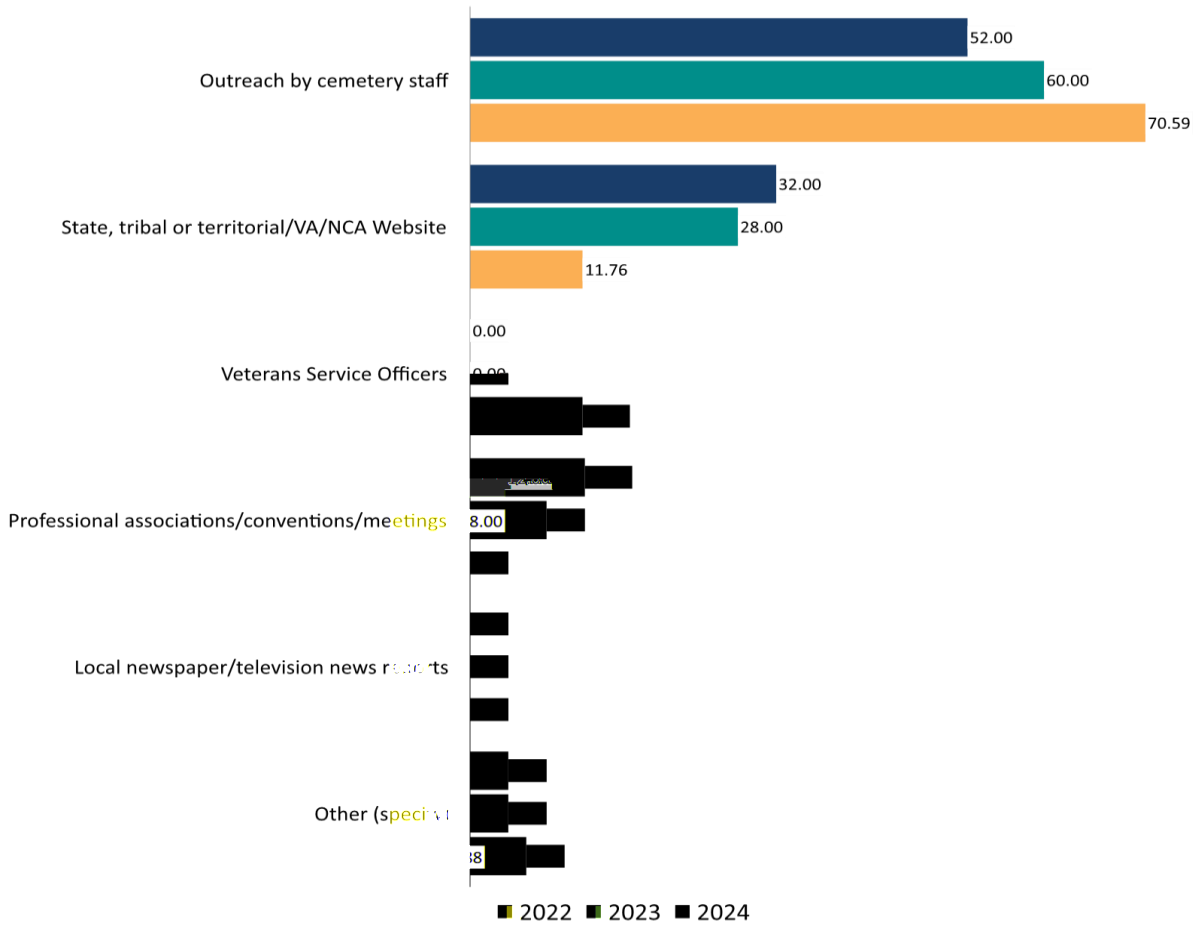
	Year	n	Yes, well informed	*Change Score	Yes, somewhat well informed	No, not well informed
Texas	2024	25	84.00%	3.23%	12.00%	4.00%
	2023	26	80.77%	-2.56%	15.38%	3.85%
	2022	18	83.33%	-0.67%	11.11%	5.56%
All State / Tribal Cemeteries	2024	607	78.75%	-4.00%	18.95%	2.31%
	2023	626	82.75%	5.05%	14.70%	2.56%
	2022	556	77.70%	-2.47%	17.81%	4.50%
Central Texas State Veterans Cemetery	2024	11	90.91%	9.09%	9.09%	0.00%
	2023	11	81.82%	-18.18%	18.18%	0.00%
	2022	8	100.00%	20.00%	0.00%	0.00%
Coastal Bend Veterans Cemetery	2024	4	75.00%	-25.00%	25.00%	0.00%
	2023	5	100.00%	33.33%	0.00%	0.00%
	2022	3	66.67%	0.00%	33.33%	0.00%
Rio Grande Valley State Veterans Cemetery	2024	4	50.00%	25.00%	25.00%	25.00%
	2023	4	25.00%	-41.67%	50.00%	25.00%
	2022	3	66.67%	-33.33%	0.00%	33.33%
Texas State Veterans Cemetery at Abilene	2024	6	100.00%	0.00%	0.00%	0.00%
	2023	6	100.00%	25.00%	0.00%	0.00%
	2022	4	75.00%	-25.00%	25.00%	0.00%

*The change scores represent the difference between the "Yes, well informed" categories for the row year and the previous year.

Satisfaction with Information and Communication: Funeral Directors

STVC FD Q7: In general, of the following services, which one provides you the MOST information about state, tribal or territorial Veterans cemetery policies and procedures? (Mark only one)

FUNERAL DIRECTORS

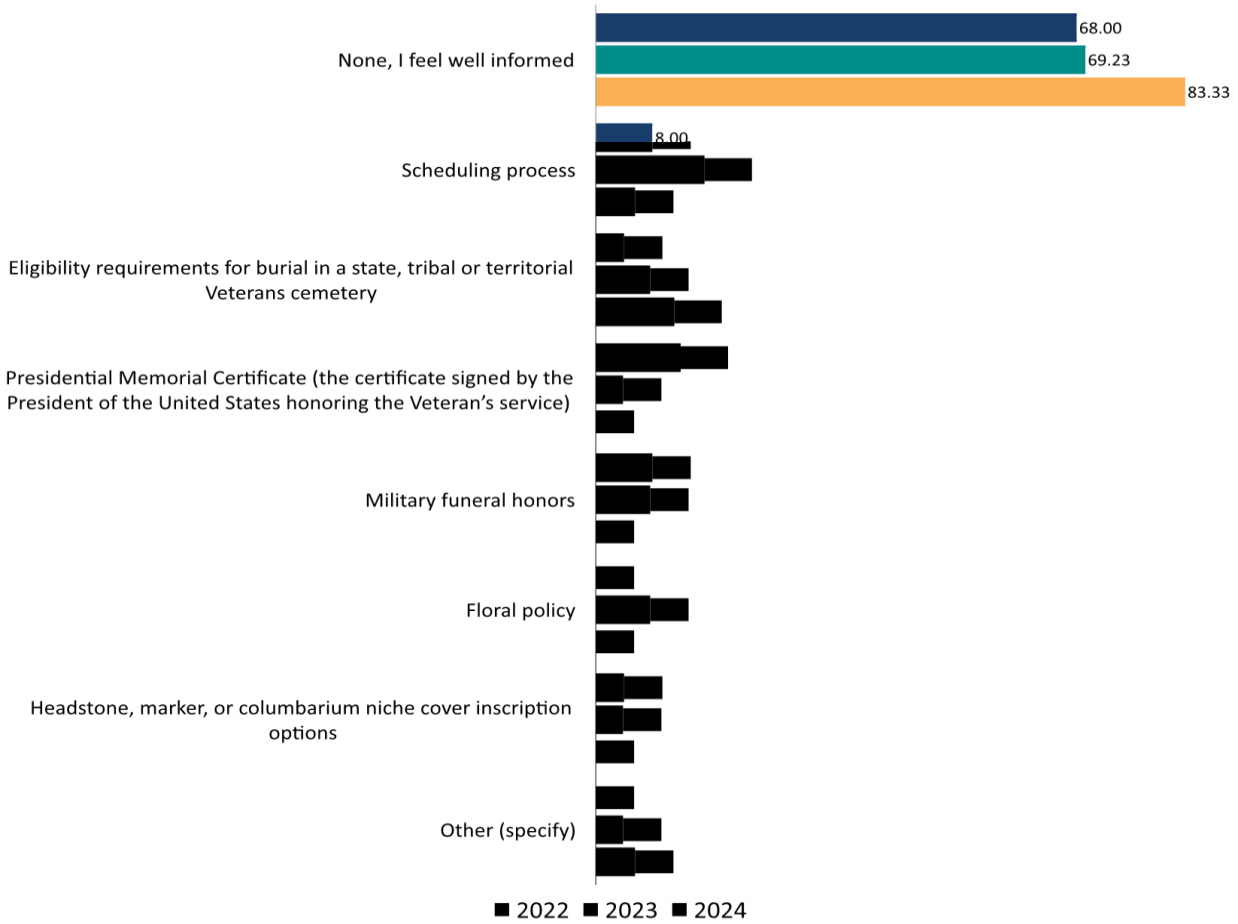


2022: n = 17 2023: n = 25 2024: n = 25

Satisfaction with Information and Communication: Funeral Directors

STVC FD Q8: About which state, tribal or territorial Veterans cemetery policies or procedures do you feel you could use more information? (Mark all that apply)

FUNERAL DIRECTORS



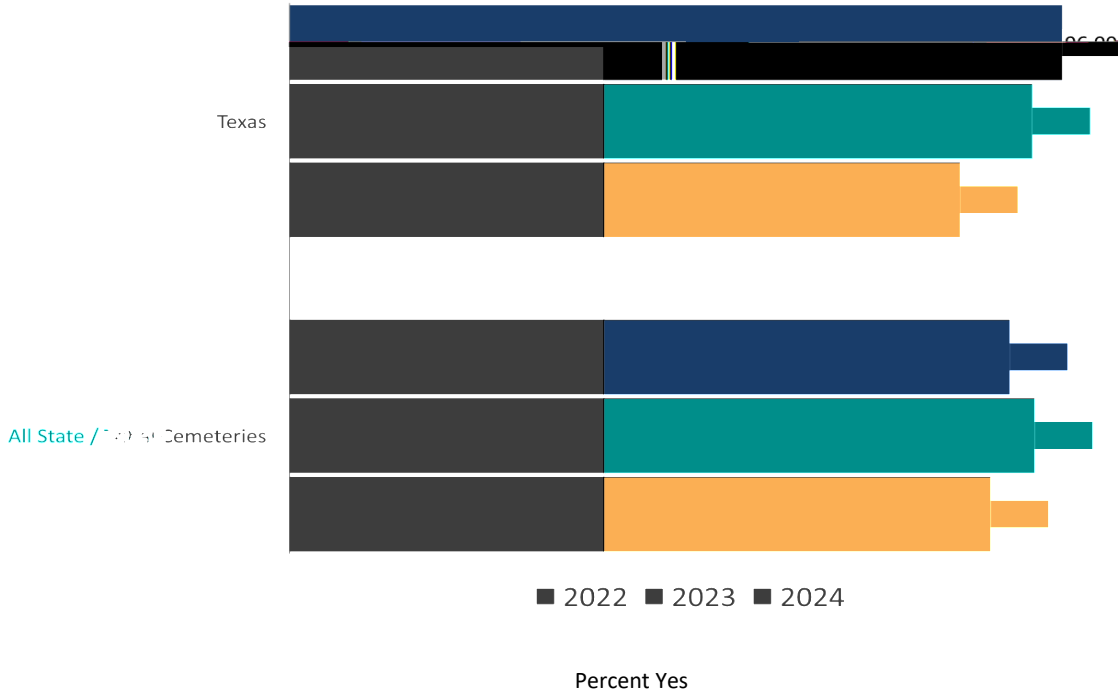
2022: n = 18 2023: n = 26 2024: n = 25

Note: As respondents could select more than one response option, percentages may not sum to 100%.

Satisfaction with Information and Communication: Funeral Directors

STVC FD Q11: Do you understand the eligibility requirements for burial in a state, tribal or territorial Veterans cemetery, including eligibility for National Guard, Reservists, and Veteran dependents?

FUNERAL DIRECTORS

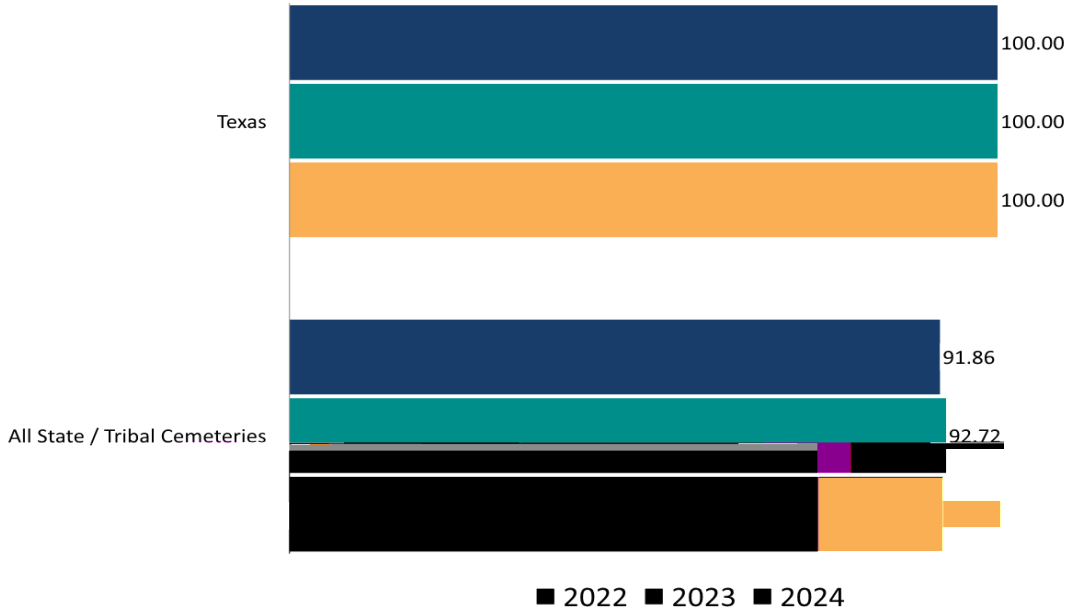


	Year	n	Yes	No
Texas	2024	25	96.00%	4.00%
	2023	26	92.31%	7.69%
	2022	18	83.33%	16.67%
All State / Tribal Cemeteries	2024	609	89.49%	10.51%
	2023	621	92.59%	7.41%
	2022	559	87.12%	12.88%
Central Texas State Veterans Cemetery	2024	11	100.00%	0.00%
	2023	11	90.91%	9.09%
	2022	8	100.00%	0.00%
Coastal Bend Veterans Cemetery	2024	4	100.00%	0.00%
	2023	5	100.00%	0.00%
	2022	3	66.67%	33.33%
Rio Grande Valley State Veterans Cemetery	2024	4	75.00%	25.00%
	2023	4	100.00%	0.00%
	2022	3	33.33%	66.67%
Texas State Veterans Cemetery at Abilene	2024	6	100.00%	0.00%
	2023	6	83.33%	16.67%
	2022	4	100.00%	0.00%

Satisfaction with Information and Communication: Funeral Directors

STVC FD Q12: Do you understand the inscription options for the headstone, marker, or columbarium niche cover available to next of kin?

FUNERAL DIRECTORS



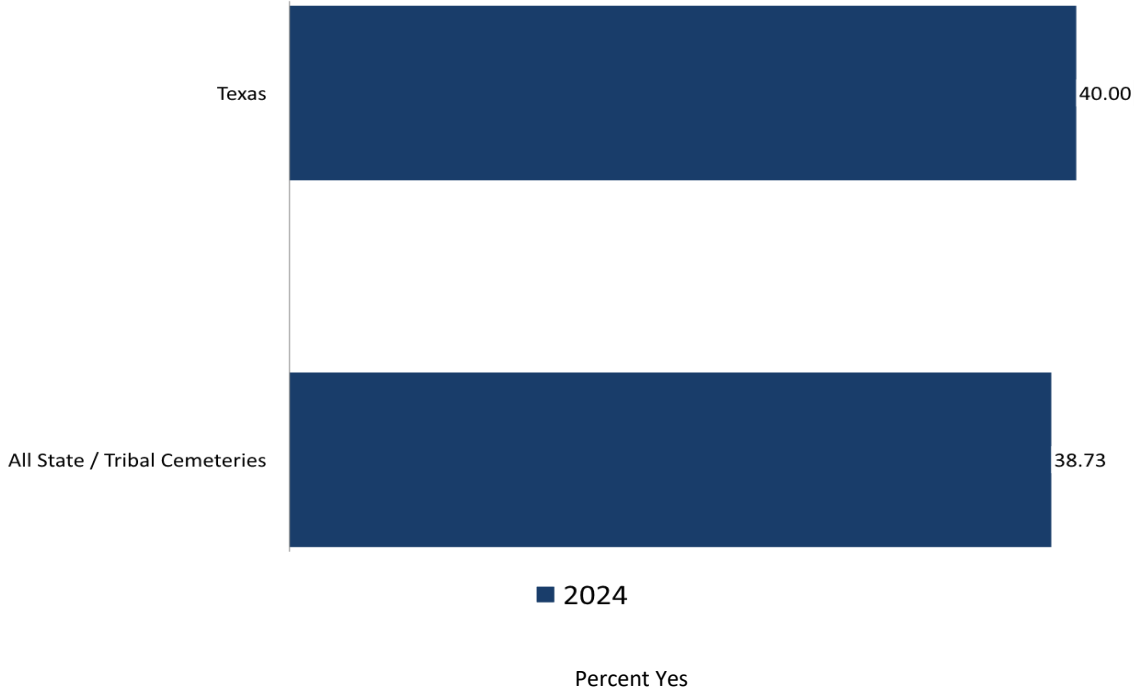
Percent Yes

	Year	n	Yes	No
Texas	2024	25	100.00%	0.00%
	2023	25	100.00%	0.00%
	2022	17	100.00%	0.00%
All State / Tribal Cemeteries	2024	602	91.86%	8.14%
	2023	618	92.72%	7.28%
	2022	556	92.27%	7.73%
Central Texas State Veterans Cemetery	2024	11	100.00%	0.00%
	2023	11	100.00%	0.00%
	2022	8	100.00%	0.00%
Coastal Bend Veterans Cemetery	2024	4	100.00%	0.00%
	2023	5	100.00%	0.00%
	2022	3	100.00%	0.00%
Rio Grande Valley State Veterans Cemetery	2024	4	100.00%	0.00%
	2023	4	100.00%	0.00%
	2022	2	100.00%	0.00%
Texas State Veterans Cemetery at Abilene	2024	6	100.00%	0.00%
	2023	5	100.00%	0.00%
	2022	4	100.00%	0.00%

Satisfaction with Information and Communication: Funeral Directors

STVC FD Q24: Do you inform or provide information to your clients about the Veterans Legacy Memorial Program (www.va.gov/remember)?

FUNERAL DIRECTORS



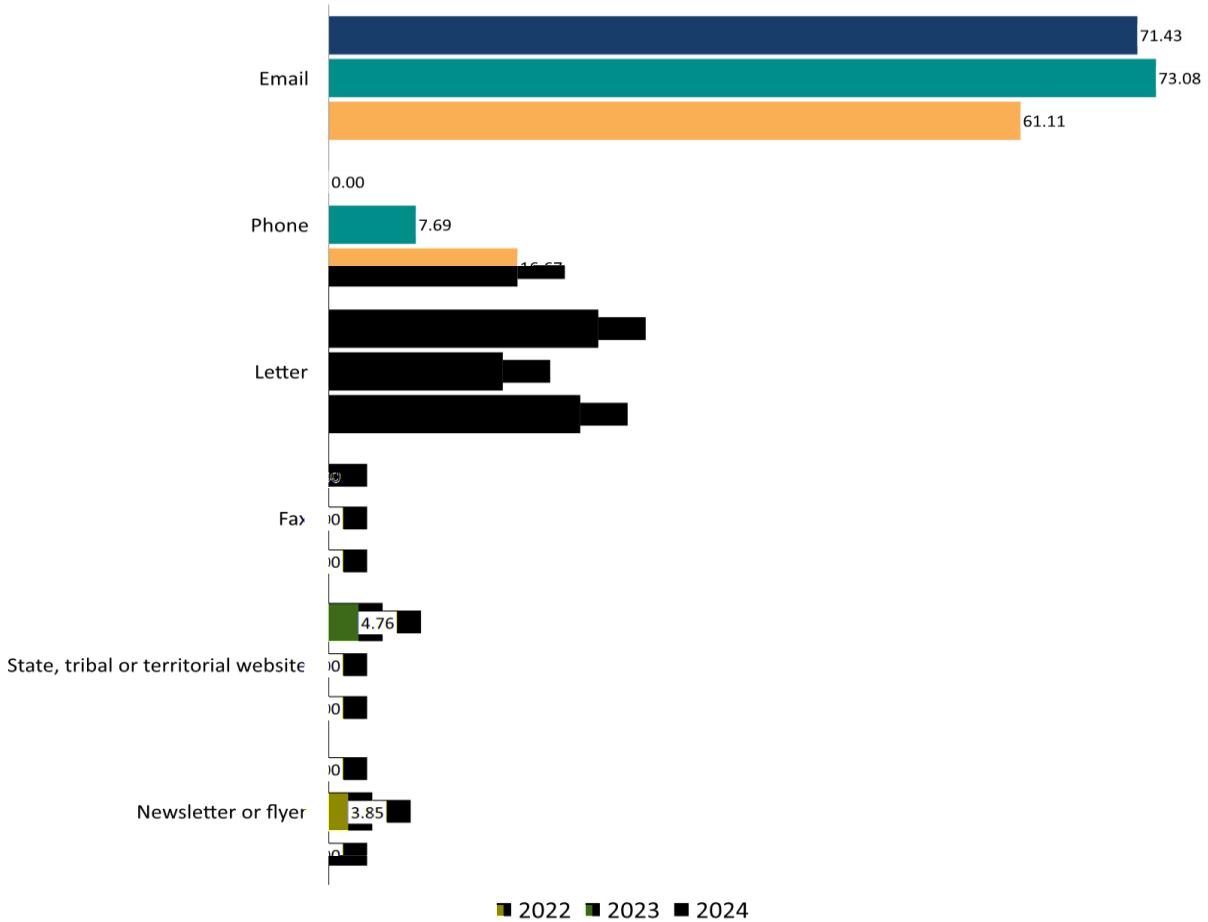
	Year	n	Yes	No	Don't know
Texas	2024	25	24.00%	36.00%	40.00%
All State / Tribal Cemeteries	2024	616	30.68%	48.54%	20.78%
Central Texas State Veterans Cemetery	2024	11	36.36%	36.36%	27.27%
Coastal Bend Veterans Cemetery	2024	4	0.00%	75.00%	25.00%
Rio Grande Valley State Veterans Cemetery	2024	4	25.00%	25.00%	50.00%
Texas State Veterans Cemetery at Abilene	2024	6	16.67%	16.67%	66.67%

Note: STVC FD Q24 was added as a new question to the 2024 Funeral Director Satisfaction Survey.

Satisfaction with Information and Communication: Funeral Directors

STVC FD Q9: What is the best way for the state, tribal or territorial Veterans cemetery to communicate with your funeral home regarding changes in its policies and procedures? (Mark only one)

FUNERAL DIRECTORS

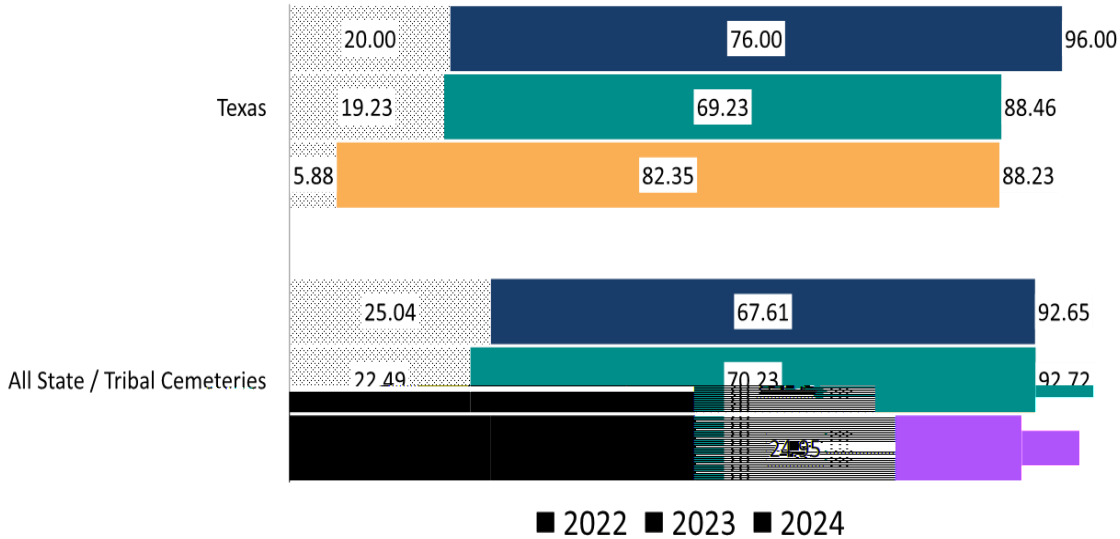


2022: n = 18 2023: n = 26 2024: n = 21

Satisfaction with Information and Communication: Funeral Directors

STVC FD Q32: The state, tribal or territorial Veterans cemetery hours of operation meet my needs for scheduling services.

FUNERAL DIRECTORS



	Year	n	Strongly agree	*Change Score	Agree	Neither agree nor disagree	Disagree	Strongly disagree
Texas	2024	25	76.00%	6.77%	20.00%	4.00%	0.00%	0.00%
	2023	26	69.23%	-13.12%	19.23%	11.54%	0.00%	0.00%
	2022	17	82.35%	-1.65%	5.88%	0.00%	0.00%	11.76%
All State / Tribal Cemeteries	2024	599	67.61%	-2.62%	25.04%	4.67%	2.00%	0.67%
	2023	618	70.23%	4.17%	22.49%	4.37%	2.10%	0.81%
	2022	545	66.06%	-2.71%	24.95%	5.32%	2.75%	0.92%
Central Texas State Veterans Cemetery	2024	11	90.91%	18.18%	0.00%	9.09%	0.00%	0.00%
	2023	11	72.73%	-14.77%	27.27%	0.00%	0.00%	0.00%
	2022	8	87.50%	7.50%	12.50%	0.00%	0.00%	0.00%
Coastal Bend Veterans Cemetery	2024	4	75.00%	-5.00%	25.00%	0.00%	0.00%	0.00%
	2023	5	80.00%	-20.00%	20.00%	0.00%	0.00%	0.00%
	2022	3	100.00%	0.00%	0.00%	0.00%	0.00%	0.00%
Rio Grande Valley State Veterans Cemetery	2024	4	50.00%	25.00%	50.00%	0.00%	0.00%	0.00%
	2023	4	25.00%	-25.00%	0.00%	75.00%	0.00%	0.00%
	2022	2	50.00%	-50.00%	0.00%	0.00%	0.00%	50.00%
Texas State Veterans Cemetery at Abilene	2024	6	66.67%	-16.66%	33.33%	0.00%	0.00%	0.00%
	2023	6	83.33%	8.33%	16.67%	0.00%	0.00%	0.00%
	2022	4	75.00%	-5.00%	0.00%	0.00%	0.00%	25.00%

*The change scores represent the difference between the "Strongly agree" categories for the row year and the previous year.

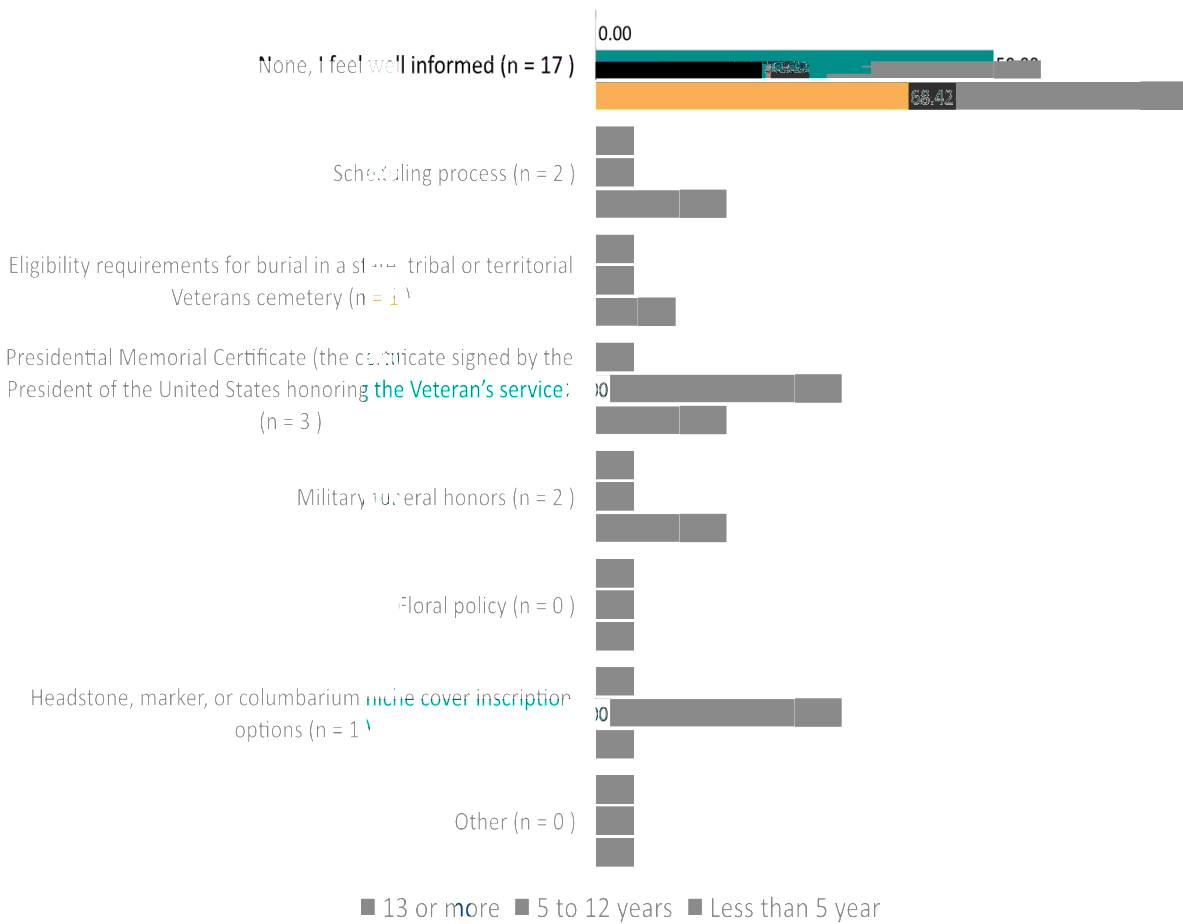
Satisfaction with Information and Communication: Funeral Directors

ELEMENT OF COMPARISON

Influence of length of time working with state, tribal or territorial Veterans cemetery and the need for more information about state, tribal or territorial Veterans cemetery policies or procedures.

STVC FD Q8. About which state, tribal or territorial Veterans cemetery policies or procedures do you feel you could use more information? *(Mark all that apply)*

STVC FD Q3. How long has your funeral home worked with the state, tribal or territorial Veterans cemetery?



Note: As respondents could select more than one response option, percentages may not sum to 100%.

Note: Percentages reflect proportions of respondents within each Question 3 subgroup.

Satisfaction with Committal Service(s): Next of Kin

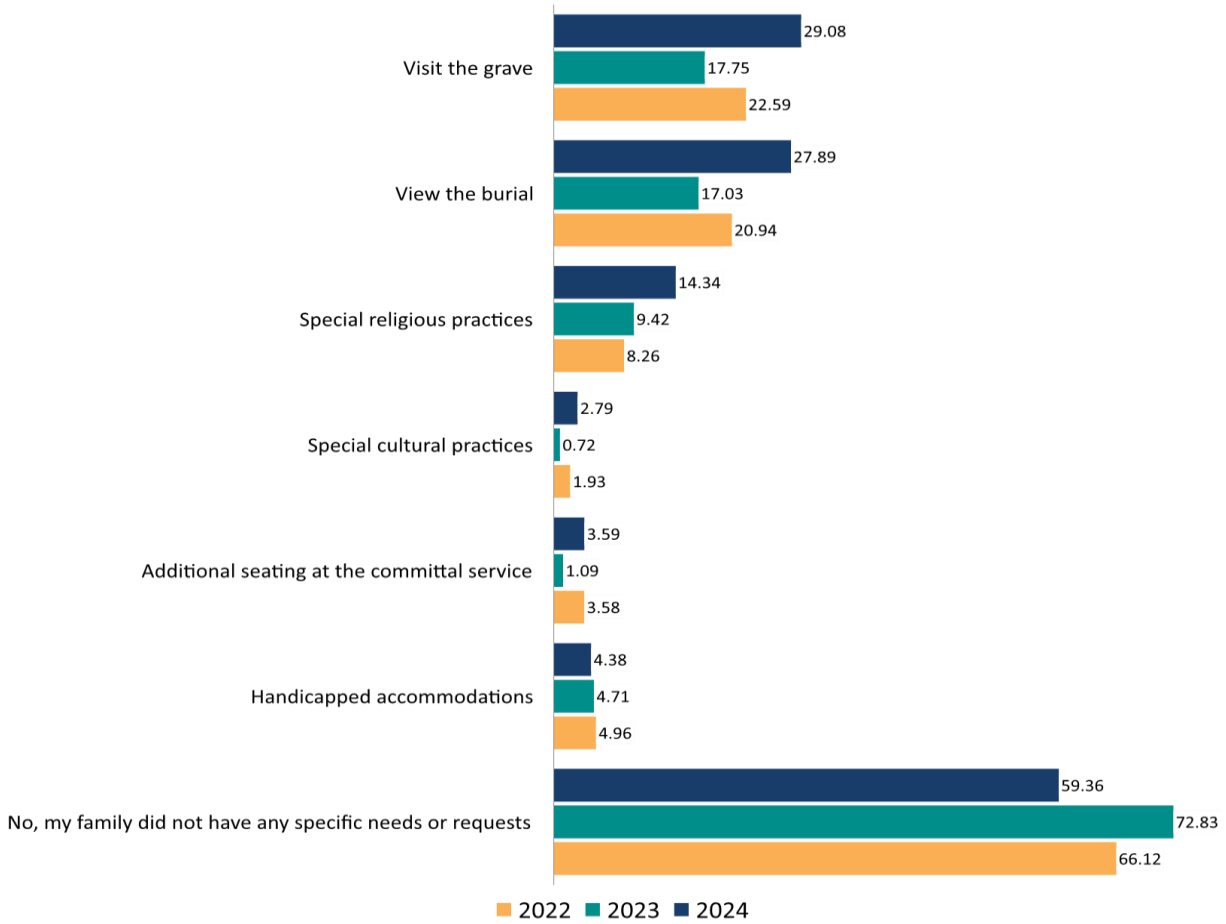
SECTION DESCRIPTION

- This section presents survey findings from next of kin on satisfaction with the committal service at the state, tribal or territorial Veterans cemetery where their loved one was interred. Responses to survey questions relating to various aspects of the committal service including special needs or requests and NCA videos are presented.
- Please refer to the Key Performance Indicator (KPI) section of the report (page 8) for this section's KPI: Satisfaction with committal service (STVC NOK Q16).
- Please refer to the Report Overview section (page 4) for an overview of the contents of the report.

Satisfaction with Committal Service(s): Next of Kin

STVC NOK Q12: At the committal service, did your family have any of the following special needs or requests? (Mark all that apply)

NEXT OF KIN



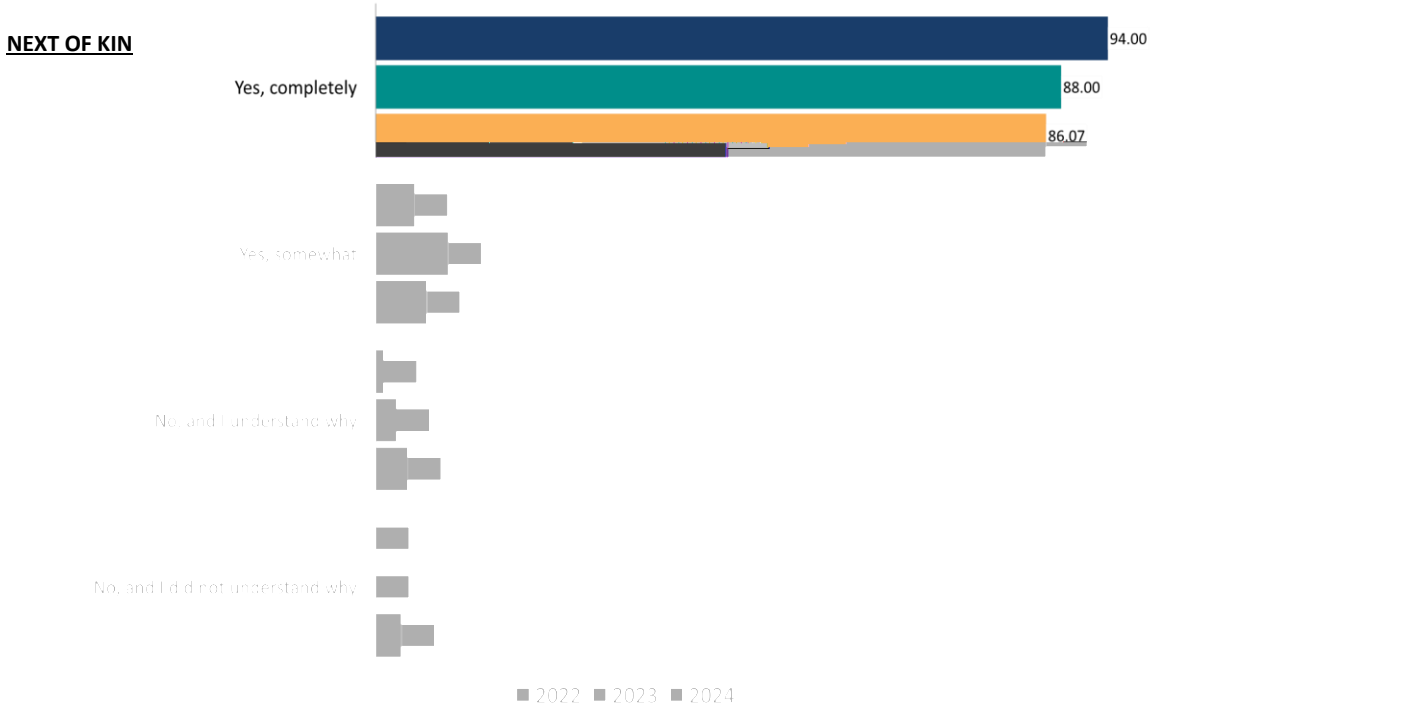
2022: n = 363 2023: n = 276 2024: n = 251

Note: As respondents could select more than one response option, percentages may not sum to 100%.

Note: In 2024, this question only applies to respondents who indicated "Yes, and I was involved in planning it" to STVC NOK Q6.

Satisfaction with Committal Service(s): Next of Kin

STVC NOK Q13: Was the cemetery able to accommodate these special needs or requests to your satisfaction?



	Year	n	Yes, completely	Yes, somewhat	No, and I understand why	No, and I did not understand why
Texas	2024	100	94.00%	5.00%	1.00%	0.00%
	2023	75	88.00%	9.33%	2.67%	0.00%
	2022	122	86.07%	6.56%	4.10%	3.28%
All State / Tribal Cemeteries	2024	1814	90.08%	5.68%	2.59%	1.65%
	2023	1418	84.91%	7.90%	4.23%	2.96%
	2022	2027	86.24%	6.36%	4.34%	3.06%
Central Texas State Veterans Cemetery	2024	52	96.15%	1.92%	1.92%	0.00%
	2023	40	87.50%	10.00%	2.50%	0.00%
	2022	61	86.89%	8.20%	1.64%	3.28%
Coastal Bend Veterans Cemetery	2024	18	88.89%	11.11%	0.00%	0.00%
	2023	22	95.45%	0.00%	4.55%	0.00%
	2022	33	87.88%	3.03%	6.06%	3.03%
Rio Grande Valley State Veterans Cemetery	2024	11	100.00%	0.00%	0.00%	0.00%
	2023	7	85.71%	14.29%	0.00%	0.00%
	2022	18	83.33%	5.56%	11.11%	0.00%
Texas State Veterans Cemetery at Abilene	2024	19	89.47%	10.53%	0.00%	0.00%
	2023	6	66.67%	33.33%	0.00%	0.00%
	2022	10	80.00%	10.00%	0.00%	10.00%

Note: This question applies to respondents who did not select "No, my family did not have any special needs or requests" in STVC NOK Q12.

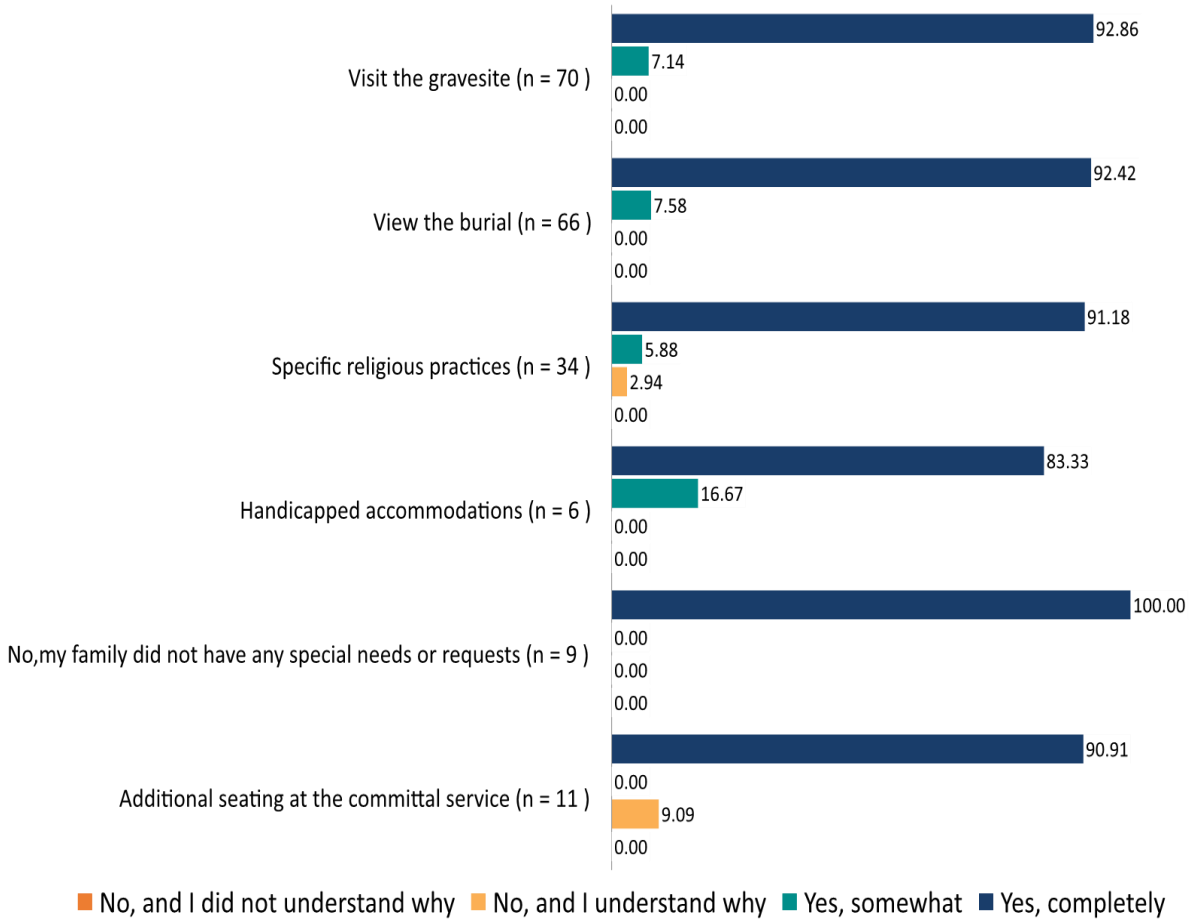
Satisfaction with Committal Service(s): Next of Kin

ELEMENT OF COMPARISON

By special need requested, was the cemetery able to accommodate the request?

STVC NOK Q12: At the committal service, did your family have any of the following special needs or requests?
(Mark all that apply)

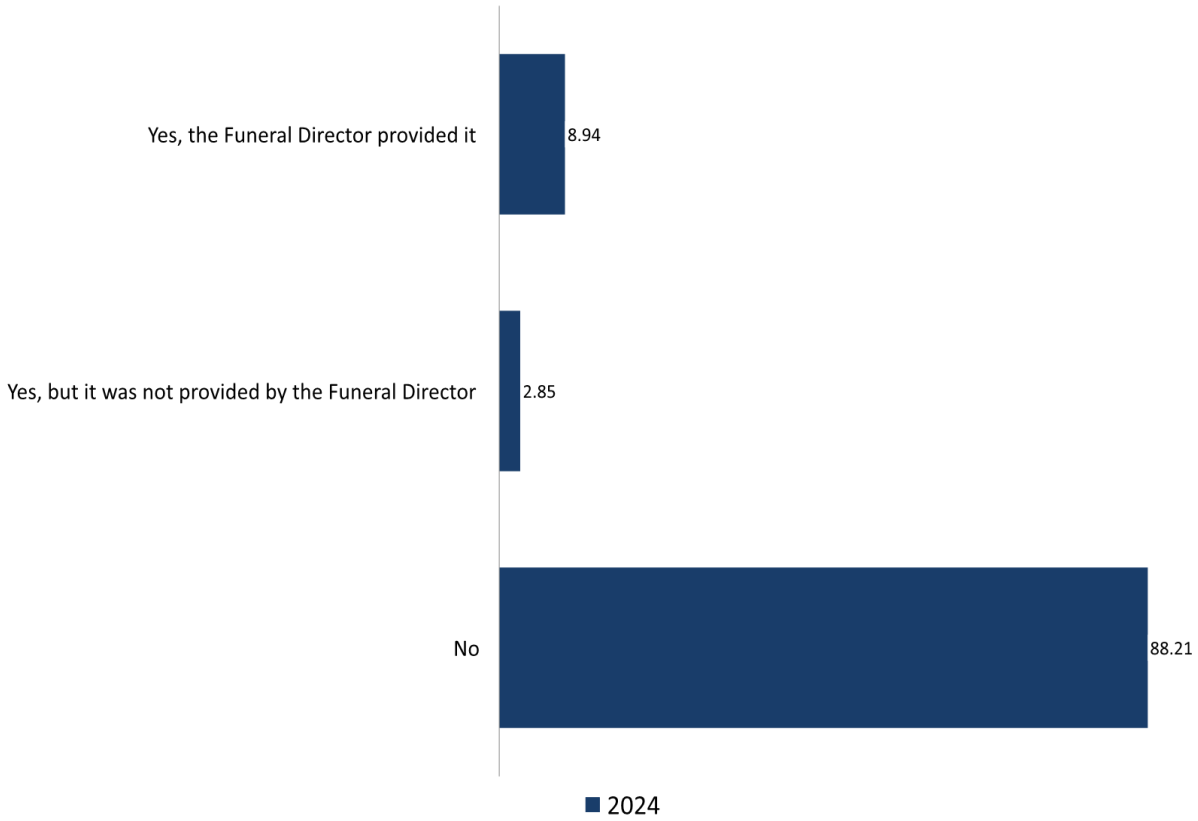
STVC NOK Q13: Was the cemetery able to accommodate these special needs or requests to your satisfaction?



Satisfaction with Committal Service(s): Next of Kin

STVC NOK Q9: Prior to the service for your loved one, did you view the NCA videos illustrating different committal service options at state, tribal or territorial Veterans cemeteries?

NEXT OF KIN



	Year	n	Yes, the Funeral Director provided it	Yes, but it was not provided by the Funeral Director	No
Texas	2024	246	8.94%	2.85%	88.21%
All State / Tribal Cemeteries	2024	4462	6.81%	3.07%	90.12%
Central Texas State Veterans Cemetery	2024	125	12.00%	1.60%	86.40%
Coastal Bend Veterans Cemetery	2024	58	6.90%	5.17%	87.93%
Rio Grande Valley State Veterans Cemetery	2024	23	13.04%	0.00%	86.96%
Texas State Veterans Cemetery at Abilene	2024	40	0.00%	5.00%	95.00%

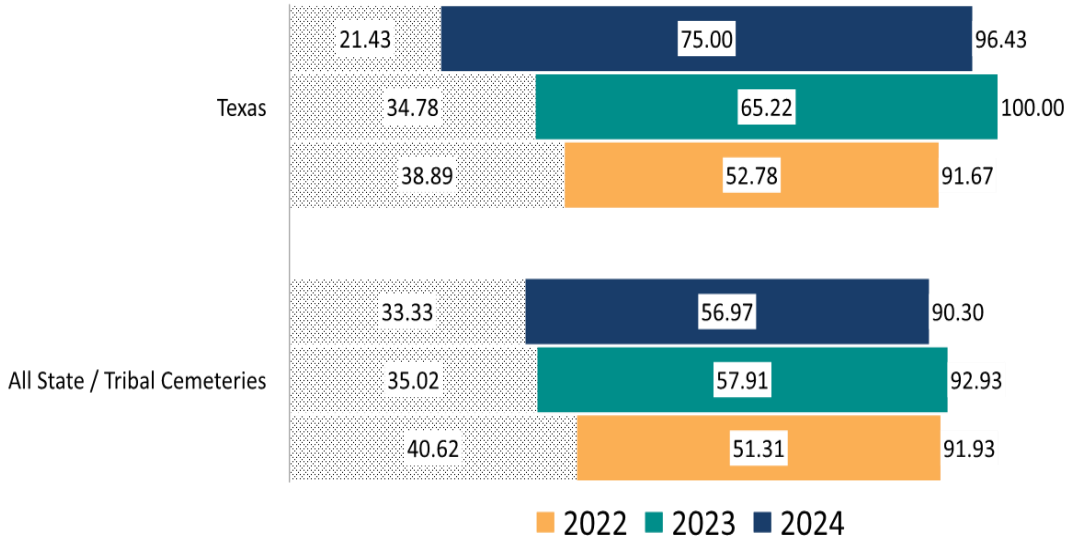
Note: Only 2024 data is presented because in 2024 the response option “Yes, but it was not provided by the Funeral Director” replaced the response option “Yes, I viewed it online.”

Note: This question only applies to respondents who indicated "Yes, and I was involved in planning it" to STVC NOK Q6.

Satisfaction with Committal Service(s): Next of Kin

STVC NOK Q10: The video(s) helped me understand the burial process at the state, tribal or territorial Veterans cemetery.

NEXT OF KIN



■ 2022
 ■ 2023
 ■ 2024

	Year	n	Strongly agree	*Change Score	Agree	Neither agree nor disagree	Disagree	Strongly disagree
Texas	2024	28	75.00%	9.78%	21.43%	3.57%	0.00%	0.00%
	2023	23	65.22%	12.44%	34.78%	0.00%	0.00%	0.00%
	2022	36	52.78%	-10.01%	38.89%	8.33%	0.00%	0.00%
All State / Tribal Cemeteries	2024	423	56.97%	-0.94%	33.33%	9.22%	0.24%	0.24%
	2023	297	57.91%	6.60%	35.02%	6.40%	0.00%	0.67%
	2022	421	51.31%	0.21%	40.62%	8.08%	0.00%	0.00%
Central Texas State Veterans Cemetery	2024	17	82.35%	32.35%	17.65%	0.00%	0.00%	0.00%
	2023	10	50.00%	5.56%	50.00%	0.00%	0.00%	0.00%
	2022	18	44.44%	-28.64%	50.00%	5.56%	0.00%	0.00%
Coastal Bend Veterans Cemetery	2024	6	50.00%	-27.78%	33.33%	16.67%	0.00%	0.00%
	2023	9	77.78%	17.78%	22.22%	0.00%	0.00%	0.00%
	2022	10	60.00%	15.56%	30.00%	10.00%	0.00%	0.00%
Rio Grande Valley State Veterans Cemetery	2024	3	66.67%	-33.33%	33.33%	0.00%	0.00%	0.00%
	2023	2	100.00%	50.00%	0.00%	0.00%	0.00%	0.00%
	2022	4	50.00%	25.00%	50.00%	0.00%	0.00%	0.00%
Texas State Veterans Cemetery at Abilene	2024	2	100.00%	50.00%	0.00%	0.00%	0.00%	0.00%
	2023	2	50.00%	-25.00%	50.00%	0.00%	0.00%	0.00%
	2022	4	75.00%	0.00%	0.00%	25.00%	0.00%	0.00%

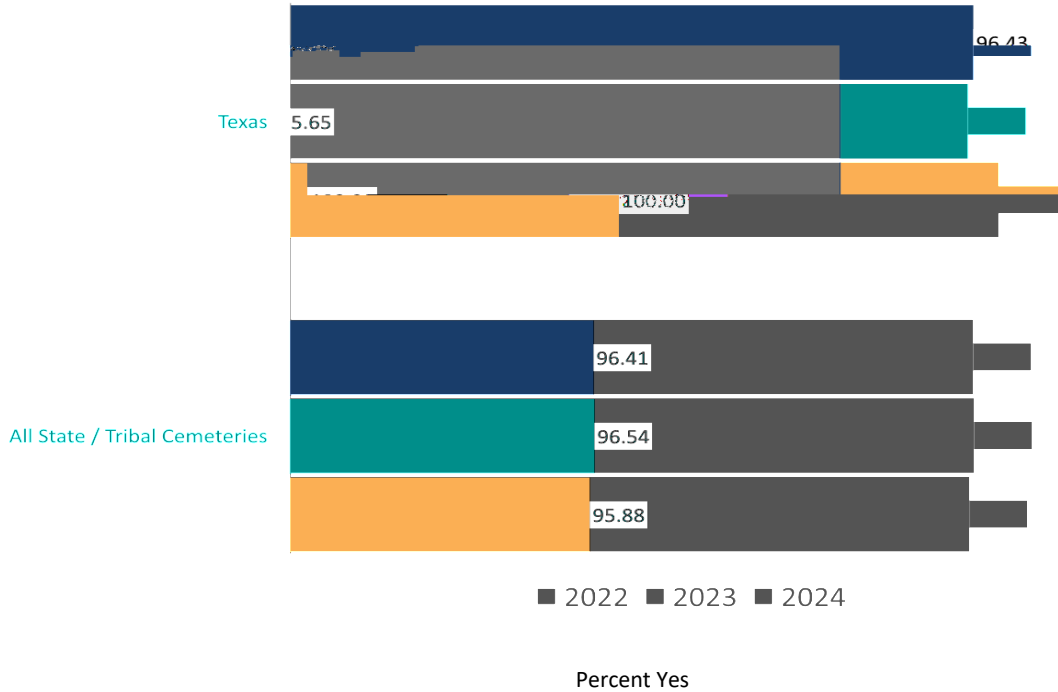
*The change scores represent the difference between the "Strongly agree" categories for the row year and the previous year.

Note: This question only applies to respondents who indicated "Yes" to STVC NOK Q9.

Satisfaction with Committal Service(s): Next of Kin

STVC NOK Q11: Was your experience at the cemetery similar to the video on service options you viewed?

NEXT OF KIN



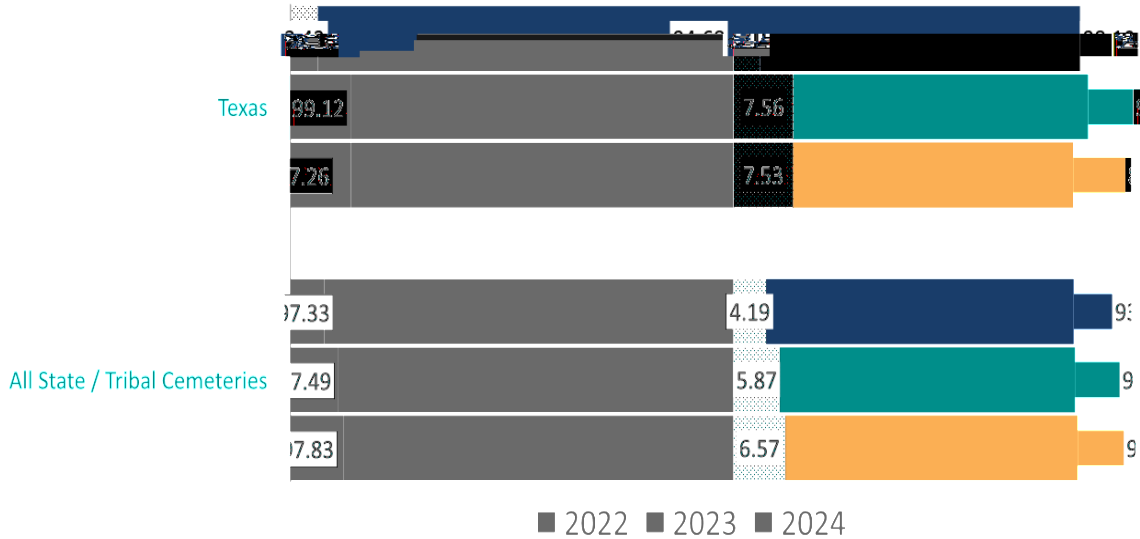
	Year	n	Yes	No
Texas	2024	28	96.43%	3.57%
	2023	23	95.65%	4.35%
	2022	37	100.00%	0.00%
All State / Tribal Cemeteries	2024	418	96.41%	3.59%
	2023	289	96.54%	3.46%
	2022	413	95.88%	4.12%
Central Texas State Veterans Cemetery	2024	17	94.12%	5.88%
	2023	10	90.00%	10.00%
	2022	19	100.00%	0.00%
Coastal Bend Veterans Cemetery	2024	6	100.00%	0.00%
	2023	9	100.00%	0.00%
	2022	10	100.00%	0.00%
Rio Grande Valley State Veterans Cemetery	2024	3	100.00%	0.00%
	2023	2	100.00%	0.00%
	2022	4	100.00%	0.00%
Texas State Veterans Cemetery at Abilene	2024	2	100.00%	0.00%
	2023	2	100.00%	0.00%
	2022	4	100.00%	0.00%

Note: This question only applies to respondents who indicated "Yes" to STVC NOK Q9.

Satisfaction with Committal Service(s): Next of Kin

STVC NOK Q15: If your loved one received military funeral honors, how satisfied were you with the honors received?

NEXT OF KIN



	Year	n	Very satisfied	*Change Score	Somewhat satisfied	Neither / Nor	Somewhat dissatisfied	Very dissatisfied
Texas	2024	263	94.68%	3.12%	3.42%	0.38%	1.14%	0.38%
	2023	225	91.56%	1.83%	7.56%	0.44%	0.00%	0.44%
	2022	292	89.73%	2.67%	7.53%	1.03%	1.37%	0.34%
All State / Tribal Cemeteries	2024	4676	93.14%	1.52%	4.19%	1.09%	0.62%	0.96%
	2023	3304	91.62%	0.36%	5.87%	1.21%	0.85%	0.45%
	2022	4610	91.26%	1.55%	6.57%	0.85%	0.89%	0.43%
Central Texas State Veterans Cemetery	2024	118	92.37%	3.48%	5.08%	0.00%	1.69%	0.85%
	2023	99	88.89%	2.89%	9.09%	1.01%	0.00%	1.01%
	2022	150	86.00%	5.23%	10.67%	0.67%	2.00%	0.67%
Coastal Bend Veterans Cemetery	2024	73	100.00%	1.52%	0.00%	0.00%	0.00%	0.00%
	2023	66	98.48%	3.10%	1.52%	0.00%	0.00%	0.00%
	2022	65	95.38%	4.13%	3.08%	1.54%	0.00%	0.00%
Rio Grande Valley State Veterans Cemetery	2024	33	93.94%	3.94%	6.06%	0.00%	0.00%	0.00%
	2023	30	90.00%	-5.35%	10.00%	0.00%	0.00%	0.00%
	2022	43	95.35%	2.25%	4.65%	0.00%	0.00%	0.00%
Texas State Veterans Cemetery at Abilene	2024	39	92.31%	5.64%	2.56%	2.56%	2.56%	0.00%
	2023	30	86.67%	-1.57%	13.33%	0.00%	0.00%	0.00%
	2022	34	88.24%	-2.24%	5.88%	2.94%	2.94%	0.00%

*The change scores represent the difference between the "Very satisfied" categories for the row year and the previous year.

Note: In 2024, this question only applies to respondents who indicated "Yes, and I was involved in planning it" or "Yes, but I was not involved in planning it" to STVC NOK Q6.

Satisfaction with Committal Service Scheduling and Staff Support: Funeral Directors

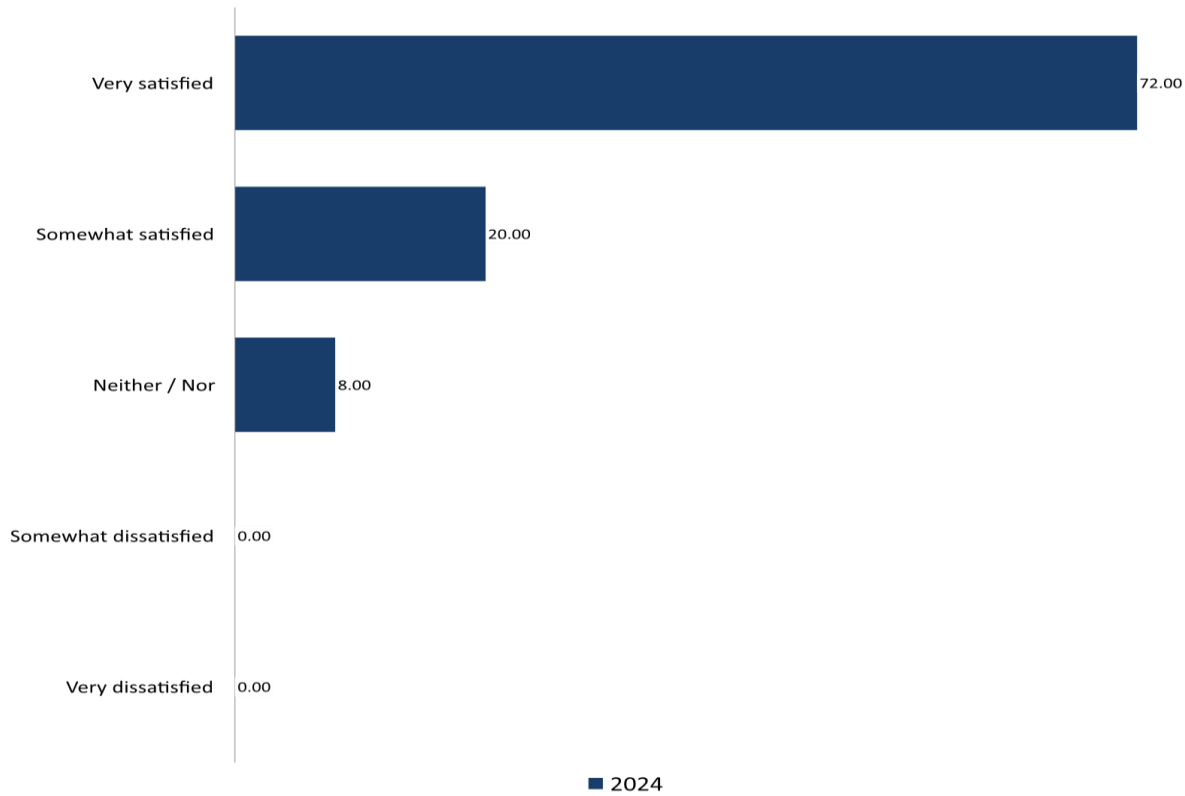
SECTION DESCRIPTION

- This section presents survey findings from funeral directors on their satisfaction with various aspects of committal services at the state, tribal or territorial Veterans cemetery with which they most frequently do business.
- Please refer to the Report Overview section (page 4) for an overview of the contents of the report.

Satisfaction with Committal Service Scheduling and Staff Support: Funeral Directors

STVC FD Q13: How satisfied are you with the state, tribal or territorial Veterans cemetery available dates and times to schedule your committal service and/or interment?

FUNERAL DIRECTORS



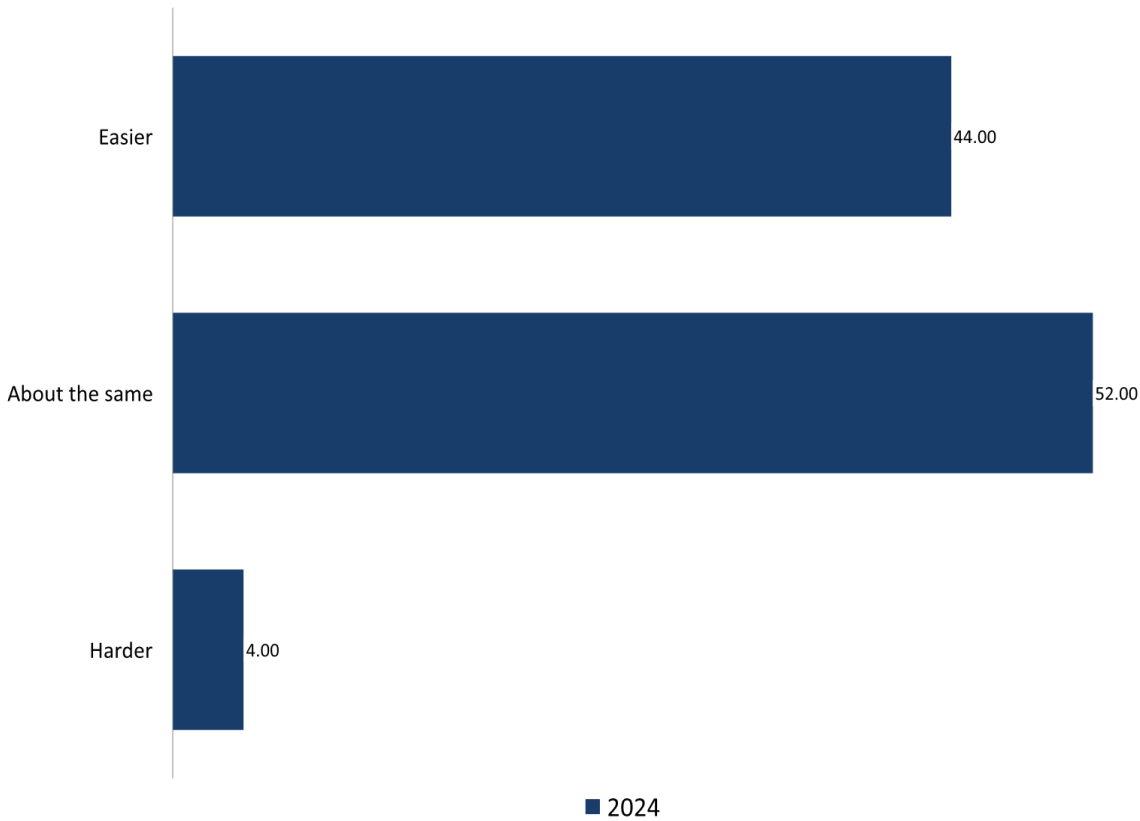
	Year	n	Very satisfied	Somewhat satisfied	Neither / Nor	Somewhat dissatisfied	Very dissatisfied
Texas	2024	25	72.00%	20.00%	8.00%	0.00%	0.00%
All State / Tribal Cemeteries	2024	624	66.99%	24.04%	5.93%	2.08%	0.96%
Central Texas State Veterans Cemetery	2024	11	90.91%	0.00%	9.09%	0.00%	0.00%
Coastal Bend Veterans Cemetery	2024	4	50.00%	50.00%	0.00%	0.00%	0.00%
Rio Grande Valley State Veterans Cemetery	2024	4	50.00%	25.00%	25.00%	0.00%	0.00%
Texas State Veterans Cemetery at Abilene	2024	6	66.67%	33.33%	0.00%	0.00%	0.00%

Note: STVC FD Q13 was added as a new question to the 2024 Funeral Director Satisfaction Survey.

Satisfaction with Committal Service Scheduling and Staff Support: Funeral Directors

STVC FD Q17: How do you compare the ease of scheduling between a state, tribal or territorial Veterans cemetery with another cemetery type?

FUNERAL DIRECTORS



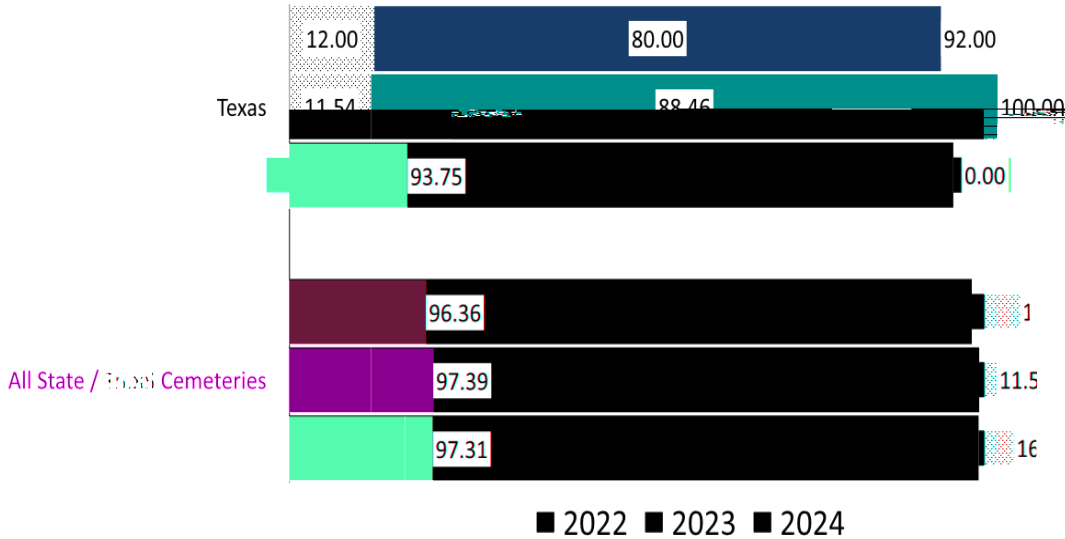
	Year	n	Easier	About the same	Harder
Texas	2024	25	44.00%	52.00%	4.00%
All State / Tribal Cemeteries	2024	617	28.36%	60.94%	10.70%
Central Texas State Veterans Cemetery	2024	11	63.64%	36.36%	0.00%
Coastal Bend Veterans Cemetery	2024	4	50.00%	50.00%	0.00%
Rio Grande Valley State Veterans Cemetery	2024	4	50.00%	50.00%	0.00%
Texas State Veterans Cemetery at Abilene	2024	6	0.00%	83.33%	16.67%

Note: STVC FD Q17 was added as a new question to the 2024 Funeral Director Satisfaction Survey.

Satisfaction with Committal Service Scheduling and Staff Support: Funeral Directors

STVC FD Q18: During committal services, how often do you receive the support you need from cemetery staff?

FUNERAL DIRECTORS

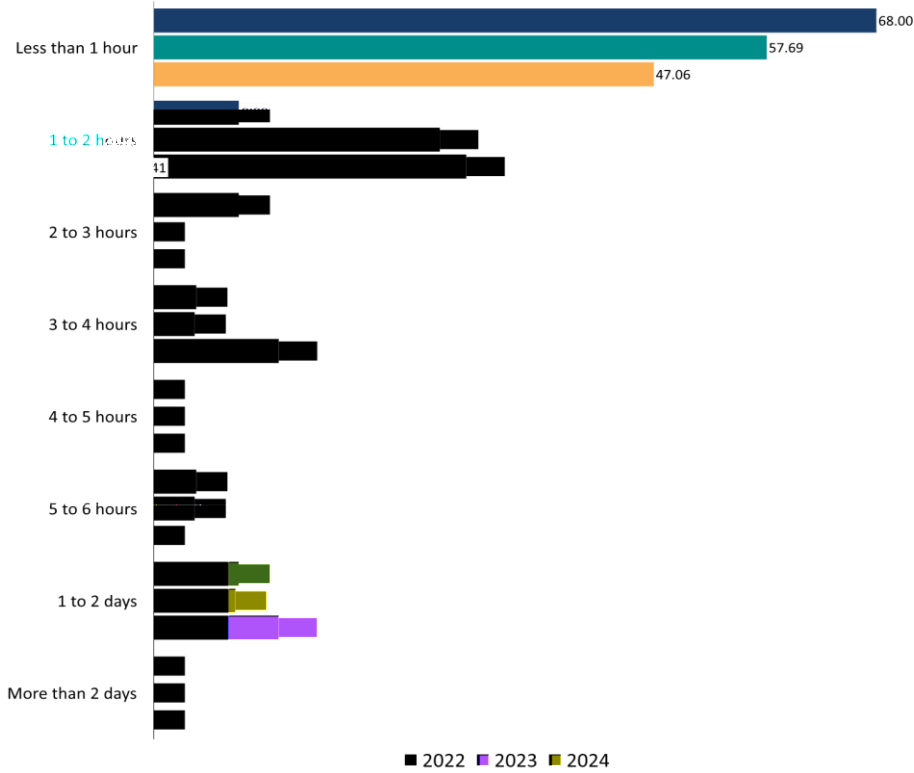


	Year	n	Always	*Change Score	For the most part	Occasionally	Never
Texas	2024	25	80.00%	-8.46%	12.00%	4.00%	4.00%
	2023	26	88.46%	-5.29%	11.54%	0.00%	0.00%
	2022	16	93.75%	1.75%	0.00%	0.00%	6.25%
All State / Tribal Cemeteries	2024	603	78.28%	-7.57%	18.08%	2.82%	0.83%
	2023	615	85.85%	4.91%	11.54%	1.63%	0.98%
	2022	556	80.94%	-2.93%	16.37%	1.26%	1.44%
Central Texas State Veterans Cemetery	2024	11	90.91%	0.00%	0.00%	0.00%	9.09%
	2023	11	90.91%	-9.09%	9.09%	0.00%	0.00%
	2022	7	100.00%	13.33%	0.00%	0.00%	0.00%
Coastal Bend Veterans Cemetery	2024	4	75.00%	-25.00%	25.00%	0.00%	0.00%
	2023	5	100.00%	0.00%	0.00%	0.00%	0.00%
	2022	3	100.00%	0.00%	0.00%	0.00%	0.00%
Rio Grande Valley State Veterans Cemetery	2024	4	50.00%	-25.00%	25.00%	25.00%	0.00%
	2023	4	75.00%	-25.00%	25.00%	0.00%	0.00%
	2022	2	100.00%	0.00%	0.00%	0.00%	0.00%
Texas State Veterans Cemetery at Abilene	2024	6	83.33%	0.00%	16.67%	0.00%	0.00%
	2023	6	83.33%	8.33%	16.67%	0.00%	0.00%
	2022	4	75.00%	-25.00%	0.00%	0.00%	25.00%

*The change scores represent the difference between the "Always" categories for the row year and the previous year.

Satisfaction with Committal Service Scheduling and Staff Support: Funeral Directors

STVC FD Q15: How long does it typically take to confirm the scheduling of an interment with the state, tribal or territorial Veterans cemetery?



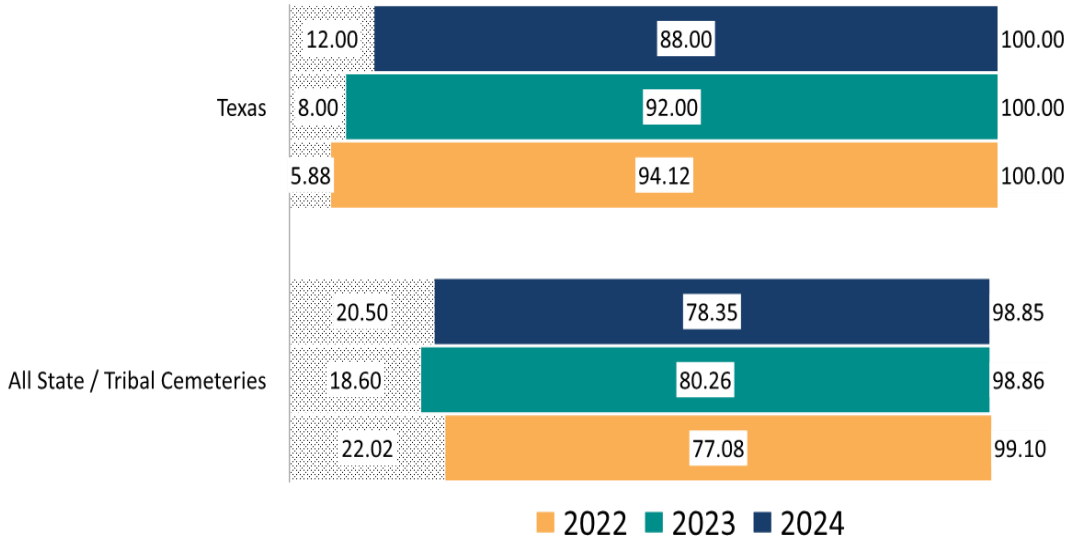
	Year	n	Less than 1 hour	1 to 2 hours	2 to 3 hours	3 to 4 hours	4 to 5 hours	5 to 6 hours	1 to 2 days	More than 2 days
Texas	2024	25	68.00%	8.00%	8.00%	4.00%	0.00%	4.00%	8.00%	0.00%
	2023	26	57.69%	26.92%	0.00%	3.85%	0.00%	3.85%	7.69%	0.00%
	2022	17	47.06%	29.41%	0.00%	11.76%	0.00%	0.00%	11.76%	0.00%
All State / Tribal Cemeteries	2024	597	54.61%	24.62%	4.86%	3.35%	3.35%	1.68%	6.53%	1.01%
	2023	614	59.45%	22.64%	0.00%	6.51%	0.00%	1.95%	8.14%	1.30%
	2022	552	53.80%	27.17%	0.00%	8.15%	0.00%	3.08%	6.88%	0.91%
Central Texas State Veterans Cemetery	2024	11	90.91%	9.09%	0.00%	0.00%	0.00%	0.00%	0.00%	0.00%
	2023	11	54.55%	27.27%	0.00%	9.09%	0.00%	0.00%	9.09%	0.00%
	2022	8	62.50%	12.50%	0.00%	12.50%	0.00%	0.00%	12.50%	0.00%
Coastal Bend Veterans Cemetery	2024	4	75.00%	0.00%	0.00%	0.00%	0.00%	0.00%	25.00%	0.00%
	2023	5	80.00%	0.00%	0.00%	0.00%	0.00%	0.00%	20.00%	0.00%
	2022	3	0.00%	66.67%	0.00%	0.00%	0.00%	0.00%	33.33%	0.00%
Rio Grande Valley State Veterans Cemetery	2024	4	50.00%	25.00%	25.00%	0.00%	0.00%	0.00%	0.00%	0.00%
	2023	4	25.00%	50.00%	0.00%	0.00%	0.00%	25.00%	0.00%	0.00%
	2022	2	0.00%	50.00%	0.00%	50.00%	0.00%	0.00%	0.00%	0.00%
Texas State Veterans Cemetery at Abilene	2024	6	33.33%	0.00%	16.67%	16.67%	0.00%	16.67%	16.67%	0.00%
	2023	6	66.67%	33.33%	0.00%	0.00%	0.00%	0.00%	0.00%	0.00%
	2022	4	75.00%	25.00%	0.00%	0.00%	0.00%	0.00%	0.00%	0.00%

Note: In 2024, the response options "2 to 3 hours" and "4 to 5 hours" were added and prior to 2024 the response option "5 to 6 hours" was "5 to 8 hours."

Satisfaction with Committal Service Scheduling and Staff Support: Funeral Directors

STVC FD Q19: Generally, how often do committal services at the state, tribal or territorial Veterans cemetery start on time?

FUNERAL DIRECTORS



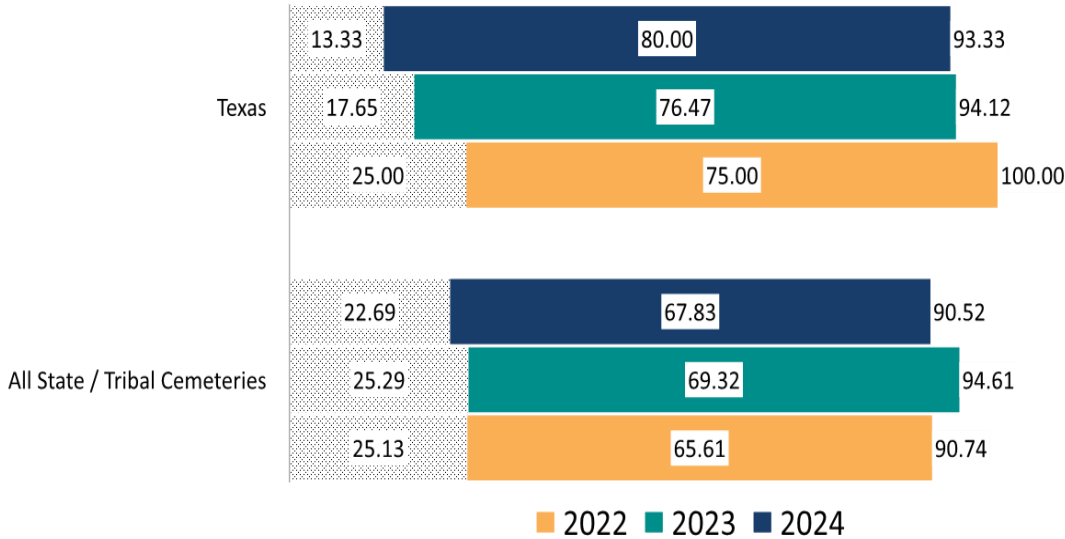
	Year	n	Always	*Change Score	For the most part	Occasionally	Never
Texas	2024	25	88.00%	-4.00%	12.00%	0.00%	0.00%
	2023	25	92.00%	-2.12%	8.00%	0.00%	0.00%
	2022	17	94.12%	6.12%	5.88%	0.00%	0.00%
All State / Tribal Cemeteries	2024	605	78.35%	-1.91%	20.50%	0.83%	0.33%
	2023	613	80.26%	3.18%	18.60%	1.14%	0.00%
	2022	554	77.08%	-2.46%	22.02%	0.36%	0.54%
Central Texas State Veterans Cemetery	2024	11	100.00%	18.18%	0.00%	0.00%	0.00%
	2023	11	81.82%	-18.18%	18.18%	0.00%	0.00%
	2022	8	100.00%	13.33%	0.00%	0.00%	0.00%
Coastal Bend Veterans Cemetery	2024	4	50.00%	-50.00%	50.00%	0.00%	0.00%
	2023	5	100.00%	0.00%	0.00%	0.00%	0.00%
	2022	3	100.00%	33.33%	0.00%	0.00%	0.00%
Rio Grande Valley State Veterans Cemetery	2024	4	100.00%	0.00%	0.00%	0.00%	0.00%
	2023	4	100.00%	0.00%	0.00%	0.00%	0.00%
	2022	2	100.00%	0.00%	0.00%	0.00%	0.00%
Texas State Veterans Cemetery at Abilene	2024	6	83.33%	-16.67%	16.67%	0.00%	0.00%
	2023	5	100.00%	25.00%	0.00%	0.00%	0.00%
	2022	4	75.00%	-25.00%	25.00%	0.00%	0.00%

*The change scores represent the difference between the "Always" categories for the row year and the previous year.

Satisfaction with Committal Service Scheduling and Staff Support: Funeral Directors

STVC FD Q20: If you are delayed in arriving at the state, tribal or territorial Veterans cemetery for a scheduled service, how successful is the cemetery in adjusting the schedule to accommodate the family?

FUNERAL DIRECTORS



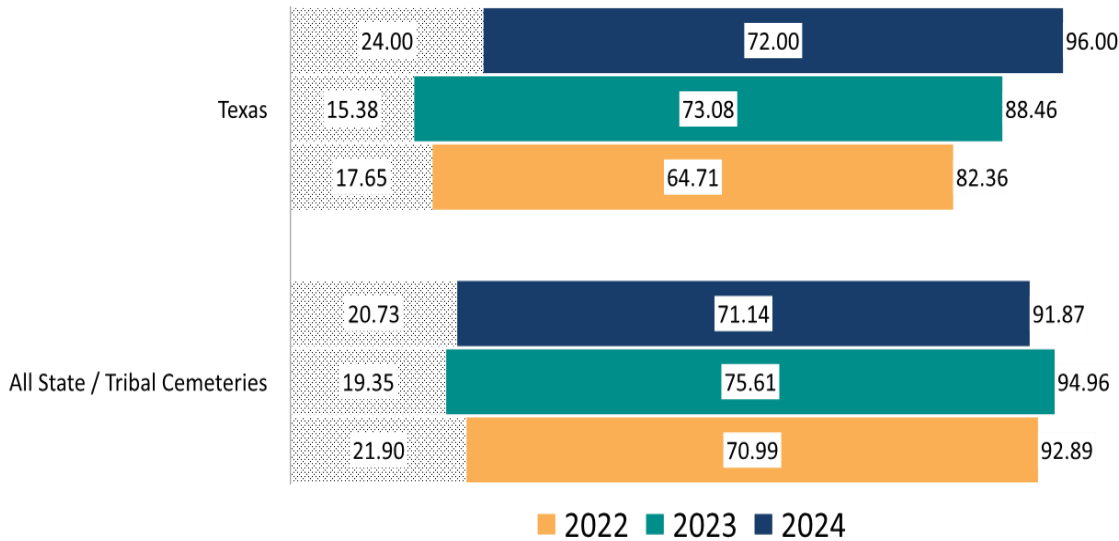
	Year	n	Very successful	*Change Score	Somewhat successful	Neither successful nor unsuccessful	Somewhat unsuccessful	Very unsuccessful
Texas	2024	15	80.00%	3.53%	13.33%	6.67%	0.00%	0.00%
	2023	17	76.47%	1.47%	17.65%	0.00%	5.88%	0.00%
	2022	8	75.00%	-3.57%	25.00%	0.00%	0.00%	0.00%
All State / Tribal Cemeteries	2024	401	67.83%	-1.49%	22.69%	5.74%	2.74%	1.00%
	2023	427	69.32%	3.71%	25.29%	3.28%	1.17%	0.94%
	2022	378	65.61%	2.69%	25.13%	6.35%	1.85%	1.06%
Central Texas State Veterans Cemetery	2024	6	83.33%	26.19%	0.00%	16.67%	0.00%	0.00%
	2023	7	57.14%	-42.86%	28.57%	0.00%	14.29%	0.00%
	2022	3	100.00%	37.50%	0.00%	0.00%	0.00%	0.00%
Coastal Bend Veterans Cemetery	2024	3	66.67%	-13.33%	33.33%	0.00%	0.00%	0.00%
	2023	5	80.00%	13.33%	20.00%	0.00%	0.00%	0.00%
	2022	3	66.67%	-33.33%	33.33%	0.00%	0.00%	0.00%
Rio Grande Valley State Veterans Cemetery	2024	3	66.67%	-33.33%	33.33%	0.00%	0.00%	0.00%
	2023	3	100.00%	0.00%	0.00%	0.00%	0.00%	0.00%
	2022	1	100.00%	0.00%	0.00%	0.00%	0.00%	0.00%
Texas State Veterans Cemetery at Abilene	2024	3	100.00%	0.00%	0.00%	0.00%	0.00%	0.00%
	2023	2	100.00%	100.00%	0.00%	0.00%	0.00%	0.00%
	2022	1	0.00%	-100.00%	100.00%	0.00%	0.00%	0.00%

*The change scores represent the difference between the "Very successful" categories for the row year and the previous year.

Satisfaction with Committal Service Scheduling and Staff Support: Funeral Directors

STVC FD Q21: How easy is it to schedule military honors at the state, tribal or territorial Veterans cemetery?

FUNERAL DIRECTORS



	Year	n	Very easy	*Change Score	Somewhat easy	Neither easy nor hard	Somewhat hard	Very hard
Texas	2024	25	72.00%	-1.08%	24.00%	4.00%	0.00%	0.00%
	2023	26	73.08%	8.37%	15.38%	7.69%	0.00%	3.85%
	2022	17	64.71%	2.21%	17.65%	11.76%	5.88%	0.00%
All State / Tribal Cemeteries	2024	603	71.14%	-4.47%	20.73%	6.14%	1.82%	0.17%
	2023	615	75.61%	4.62%	19.35%	3.74%	0.81%	0.49%
	2022	548	70.99%	-0.56%	21.90%	5.66%	1.28%	0.18%
Central Texas State Veterans Cemetery	2024	11	72.73%	0.00%	18.18%	9.09%	0.00%	0.00%
	2023	11	72.73%	-2.27%	18.18%	9.09%	0.00%	0.00%
	2022	8	75.00%	10.71%	12.50%	12.50%	0.00%	0.00%
Coastal Bend Veterans Cemetery	2024	4	75.00%	-25.00%	25.00%	0.00%	0.00%	0.00%
	2023	5	100.00%	0.00%	0.00%	0.00%	0.00%	0.00%
	2022	3	100.00%	0.00%	0.00%	0.00%	0.00%	0.00%
Rio Grande Valley State Veterans Cemetery	2024	4	50.00%	0.00%	50.00%	0.00%	0.00%	0.00%
	2023	4	50.00%	0.00%	25.00%	0.00%	0.00%	25.00%
	2022	2	50.00%	0.00%	50.00%	0.00%	0.00%	0.00%
Texas State Veterans Cemetery at Abilene	2024	6	83.33%	16.66%	16.67%	0.00%	0.00%	0.00%
	2023	6	66.67%	41.67%	16.67%	16.67%	0.00%	0.00%
	2022	4	25.00%	-15.00%	25.00%	25.00%	25.00%	0.00%

*The change scores represent the difference between the "Very easy" categories for the row year and the previous year.

Satisfaction with Committal Service Scheduling and Staff Support: Funeral Directors

STVC FD Q23: To what extent is the quality of military honors acceptable?

FUNERAL DIRECTORS



	Year	n	Very acceptable	*Change Score	Somewhat acceptable	Neither acceptable or unacceptable	Somewhat unacceptable	Very unacceptable
Texas	2024	25	96.00%	7.54%	4.00%	0.00%	0.00%	0.00%
	2023	26	88.46%	0.96%	7.69%	3.85%	0.00%	0.00%
	2022	16	87.50%	17.93%	12.50%	0.00%	0.00%	0.00%
All State / Tribal Cemeteries	2024	606	87.62%	-1.25%	10.07%	1.82%	0.50%	0.00%
	2023	593	88.87%	3.74%	8.94%	1.69%	0.51%	0.00%
	2022	538	85.13%	-2.12%	12.64%	2.23%	0.00%	0.00%
Central Texas State Veterans Cemetery	2024	11	90.91%	0.00%	9.09%	0.00%	0.00%	0.00%
	2023	11	90.91%	3.41%	9.09%	0.00%	0.00%	0.00%
	2022	8	87.50%	18.27%	12.50%	0.00%	0.00%	0.00%
Coastal Bend Veterans Cemetery	2024	4	100.00%	0.00%	0.00%	0.00%	0.00%	0.00%
	2023	5	100.00%	0.00%	0.00%	0.00%	0.00%	0.00%
	2022	3	100.00%	0.00%	0.00%	0.00%	0.00%	0.00%
Rio Grande Valley State Veterans Cemetery	2024	4	100.00%	25.00%	0.00%	0.00%	0.00%	0.00%
	2023	4	75.00%	-25.00%	25.00%	0.00%	0.00%	0.00%
	2022	2	100.00%	50.00%	0.00%	0.00%	0.00%	0.00%
Texas State Veterans Cemetery at Abilene	2024	6	100.00%	16.67%	0.00%	0.00%	0.00%	0.00%
	2023	6	83.33%	16.66%	0.00%	16.67%	0.00%	0.00%
	2022	3	66.67%	6.67%	33.33%	0.00%	0.00%	0.00%

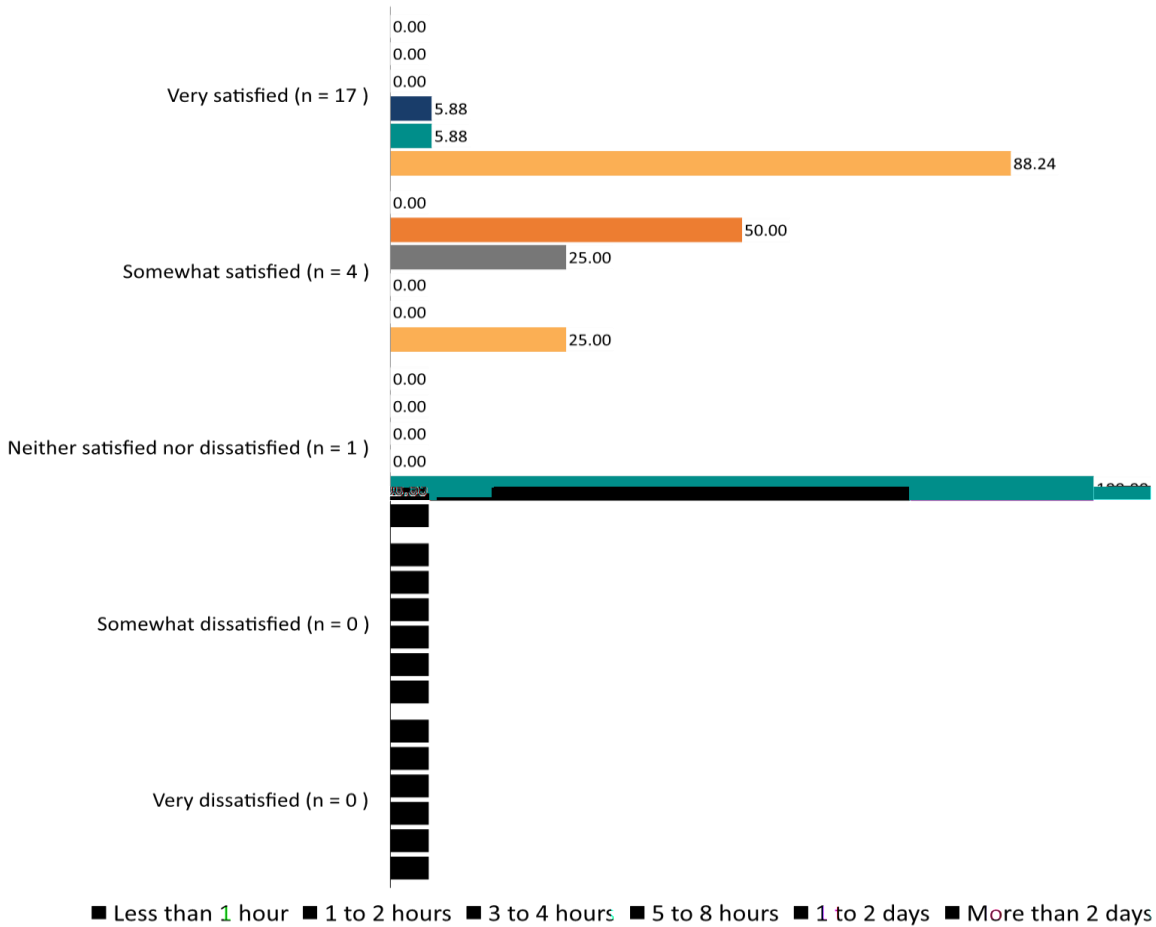
*The change scores represent the difference between the "Very acceptable" categories for the row year and the previous year.

ELEMENT OF COMPARISON

Length of time needed to schedule an interment by satisfaction with length of time needed to schedule an interment.

STVC FD Q16: Overall, how satisfied were you with the length of time you were on the phone to schedule an interment with the state, tribal or territorial Veterans cemetery?

STVC FD Q15: How long does it typically take to confirm the scheduling of an interment with the state, tribal or territorial Veterans cemetery?

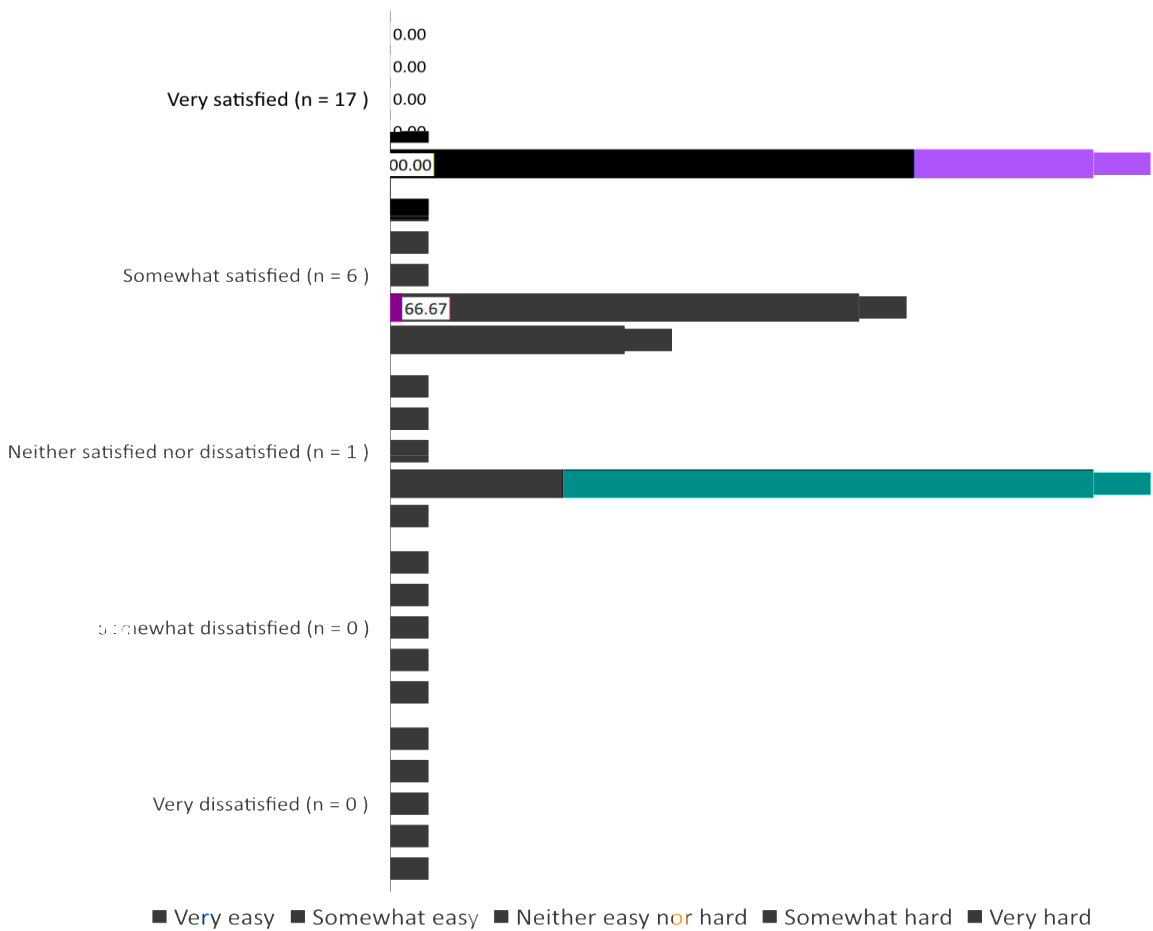


ELEMENT OF COMPARISON

Satisfaction with length of time needed to schedule an interment by how easy it is to schedule an interment.

STVC FD Q16: Overall, how satisfied were you with the length of time you were on the phone to schedule an interment with the state, tribal or territorial Veterans cemetery?

STVC FD Q14: How easy is the process of scheduling an interment at the state, tribal or territorial Veterans cemetery?



Satisfaction with Headstones, Markers, and Columbarium Niche Covers: Next of Kin

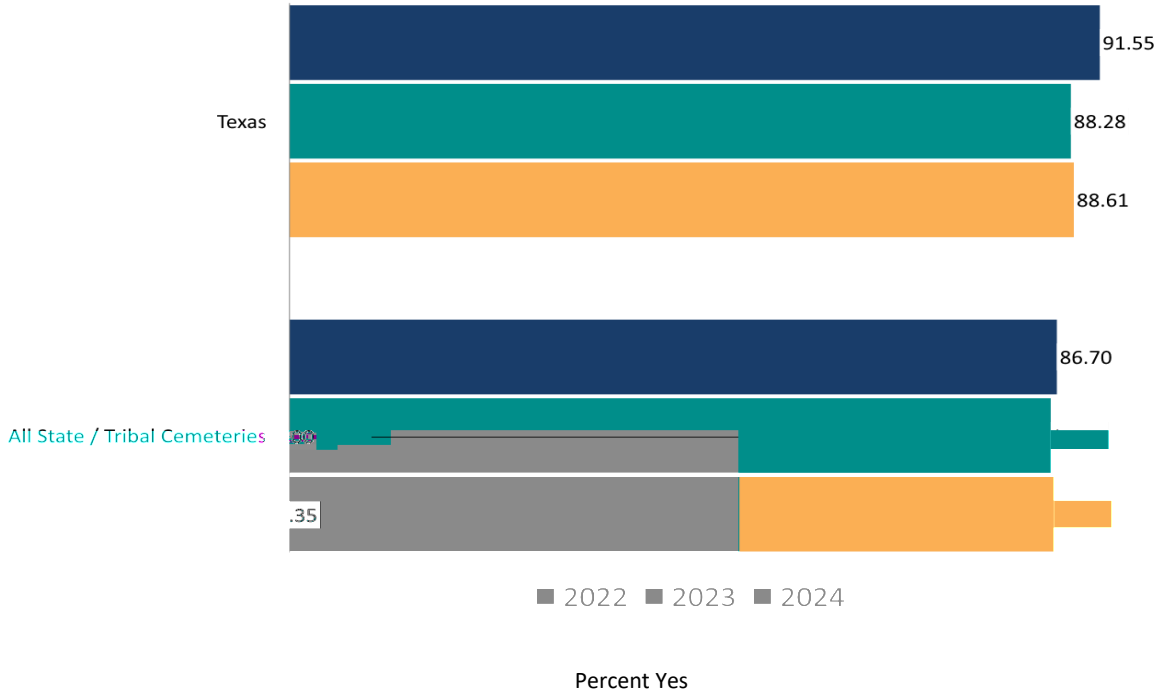
SECTION DESCRIPTION

- This section presents survey findings from next of kin on satisfaction with experiences related to headstones, markers, and columbarium niche covers. Responses to survey questions relating to inscription options, satisfaction with quality and appearance, and inscription accuracy are presented.
- Please refer to the Key Performance Indicator (KPI) section of the report (page 8) for this section's KPI: Satisfaction with amount of time for placement (STVC NOK Q25).
- Please refer to the Report Overview section (page 4) for an overview of the contents of the report.

Satisfaction with Headstones, Markers, and Columbarium Niche Covers: Next of Kin

STVC NOK Q23: Were the inscription options for the headstone, marker, or columbarium niche cover explained to you?

NEXT OF KIN

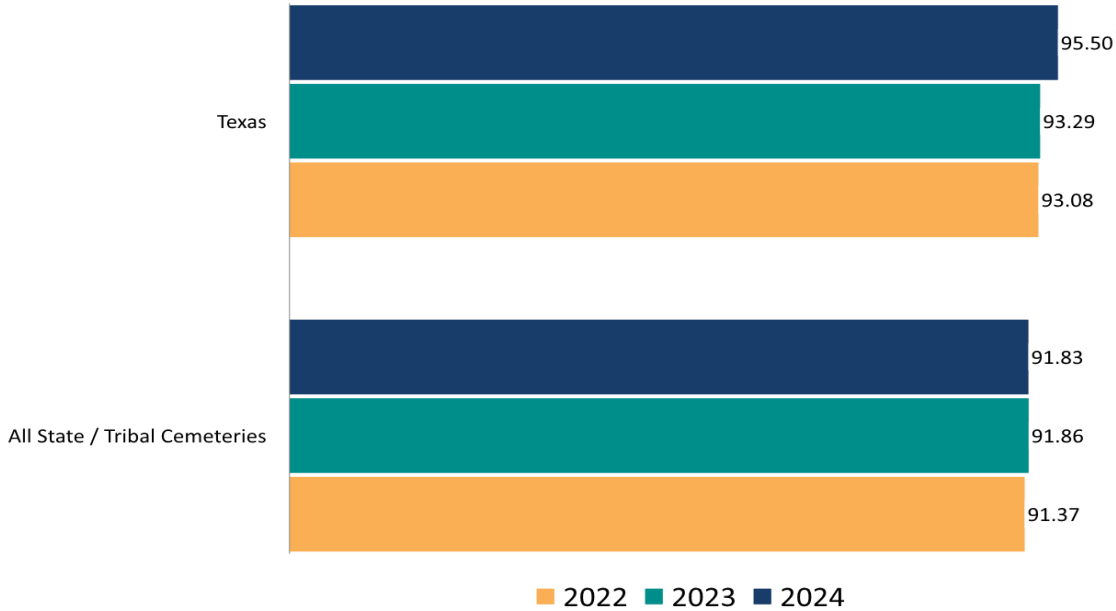


	Year	n	Yes	No	Don't know
Texas	2024	426	91.55%	3.52%	4.93%
	2023	495	88.28%	5.05%	6.67%
	2022	518	88.61%	6.37%	5.02%
All State / Tribal Cemeteries	2024	8044	86.70%	7.40%	5.91%
	2023	7687	86.00%	7.25%	6.75%
	2022	8217	86.35%	7.02%	6.63%
Central Texas State Veterans Cemetery	2024	205	91.22%	3.90%	4.88%
	2023	220	87.27%	6.36%	6.36%
	2022	251	89.24%	6.77%	3.98%
Coastal Bend Veterans Cemetery	2024	103	94.17%	1.94%	3.88%
	2023	137	89.05%	2.19%	8.76%
	2022	114	89.47%	5.26%	5.26%
Rio Grande Valley State Veterans Cemetery	2024	54	90.74%	5.56%	3.70%
	2023	65	83.08%	9.23%	7.69%
	2022	80	87.50%	5.00%	7.50%
Texas State Veterans Cemetery at Abilene	2024	64	89.06%	3.13%	7.81%
	2023	73	94.52%	2.74%	2.74%
	2022	73	86.30%	8.22%	5.48%

Satisfaction with Headstones, Markers, and Columbarium Niche Covers: Next of Kin

STVC NOK Q24: Did you feel you had sufficient time to make a decision on the headstone, marker, or columbarium niche cover inscription?

NEXT OF KIN



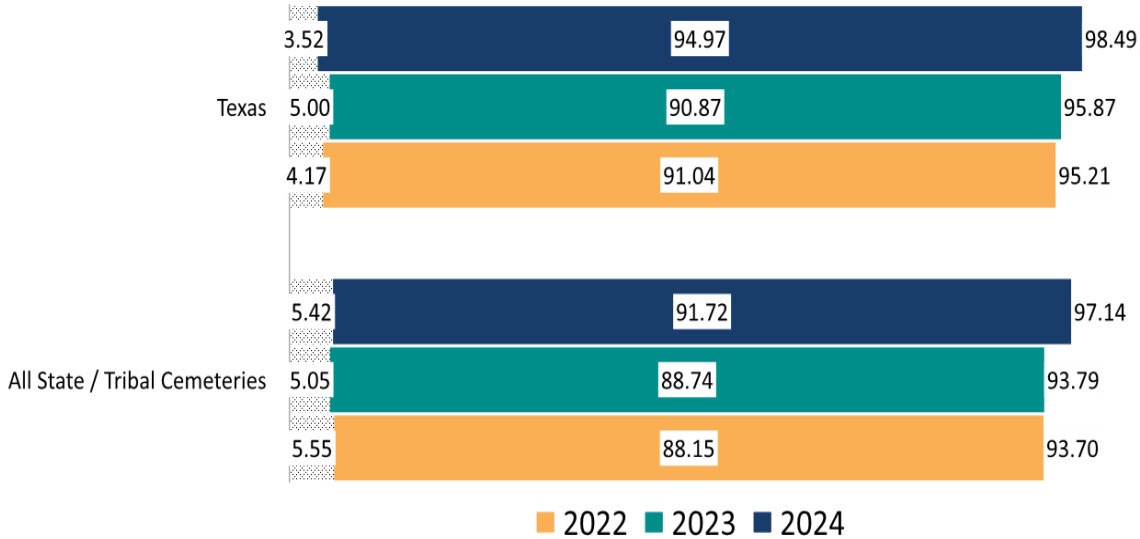
Percent Yes

	Year	n	Yes	No
Texas	2024	422	95.50%	4.50%
	2023	492	93.29%	6.71%
	2022	520	93.08%	6.92%
All State / Tribal Cemeteries	2024	7933	91.83%	8.17%
	2023	7591	91.86%	8.14%
	2022	8131	91.37%	8.63%
Central Texas State Veterans Cemetery	2024	201	96.52%	3.48%
	2023	217	91.24%	8.76%
	2022	254	93.70%	6.30%
Coastal Bend Veterans Cemetery	2024	103	94.17%	5.83%
	2023	138	95.65%	4.35%
	2022	114	95.61%	4.39%
Rio Grande Valley State Veterans Cemetery	2024	54	94.44%	5.56%
	2023	65	89.23%	10.77%
	2022	81	87.65%	12.35%
Texas State Veterans Cemetery at Abilene	2024	64	95.31%	4.69%
	2023	72	98.61%	1.39%
	2022	71	92.96%	7.04%

Satisfaction with Headstones, Markers, and Columbarium Niche Covers: Next of Kin

STVC NOK Q26: Overall, how satisfied were you with the quality and appearance of the headstone, marker, or columbarium niche cover when it arrived?

NEXT OF KIN



	Year	n	Very satisfied	*Change Score	Somewhat satisfied	Neither/Nor	Somewhat dissatisfied	Very dissatisfied
Texas	2024	398	94.97%	4.10%	3.52%	1.01%	0.50%	0.00%
	2023	460	90.87%	-0.17%	5.00%	3.48%	0.22%	0.43%
	2022	480	91.04%	0.62%	4.17%	3.75%	0.83%	0.21%
All State / Tribal Cemeteries	2024	7091	91.72%	2.98%	5.42%	1.23%	1.04%	0.59%
	2023	6890	88.74%	0.59%	5.05%	5.01%	0.78%	0.42%
	2022	7356	88.15%	0.59%	5.55%	4.79%	0.98%	0.54%
Central Texas State Veterans Cemetery	2024	187	94.12%	5.34%	3.74%	1.60%	0.53%	0.00%
	2023	205	88.78%	-1.49%	6.83%	4.39%	0.00%	0.00%
	2022	226	90.27%	3.71%	4.42%	4.42%	0.44%	0.44%
Coastal Bend Veterans Cemetery	2024	99	94.95%	3.54%	3.03%	1.01%	1.01%	0.00%
	2023	128	91.41%	-4.85%	3.13%	3.91%	0.00%	1.56%
	2022	107	96.26%	0.57%	2.80%	0.93%	0.00%	0.00%
Rio Grande Valley State Veterans Cemetery	2024	50	98.00%	3.08%	2.00%	0.00%	0.00%	0.00%
	2023	59	94.92%	10.50%	3.39%	1.69%	0.00%	0.00%
	2022	77	84.42%	-7.11%	7.79%	3.90%	3.90%	0.00%
Texas State Veterans Cemetery at Abilene	2024	62	95.16%	2.51%	4.84%	0.00%	0.00%	0.00%
	2023	68	92.65%	-0.21%	4.41%	1.47%	1.47%	0.00%
	2022	70	92.86%	1.82%	1.43%	5.71%	0.00%	0.00%

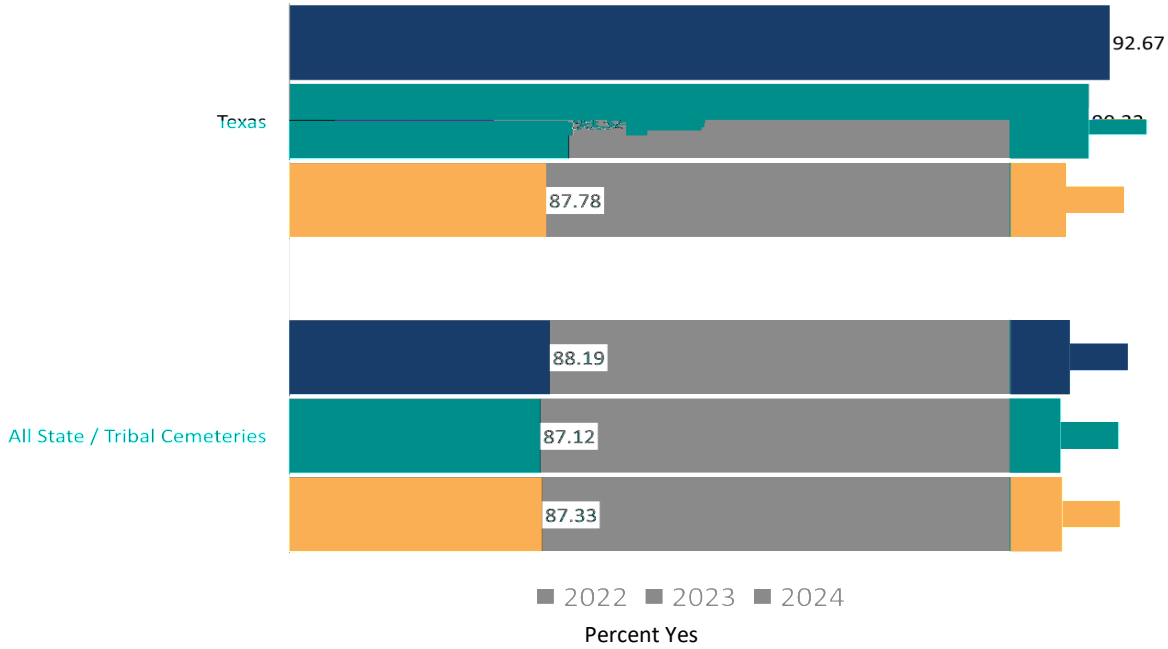
*The change scores represent the difference between the "Very satisfied" categories for the row year and the previous year.

Note: This question did not apply to respondents who selected the response option "Don't know/The marker or headstone has not yet arrived" in STVC NOK Q25.

Satisfaction with Headstones, Markers, and Columbarium Niche Covers: Next of Kin

STVC NOK Q27: When the headstone, marker, or columbarium niche cover arrived, was the inscription accurate?

NEXT OF KIN



	Year	n	Yes	No	Don't know
Texas	2024	409	92.67%	1.96%	5.38%
	2023	465	90.32%	4.30%	5.38%
	2022	491	87.78%	3.87%	8.35%
All State / Tribal Cemeteries	2024	7530	88.19%	3.20%	8.61%
	2023	7041	87.12%	3.96%	8.92%
	2022	7537	87.33%	3.72%	8.96%
Central Texas State Veterans Cemetery	2024	192	91.67%	1.56%	6.77%
	2023	207	90.34%	3.38%	6.28%
	2022	234	86.32%	3.42%	10.26%
Coastal Bend Veterans Cemetery	2024	102	94.12%	0.98%	4.90%
	2023	130	88.46%	6.15%	5.38%
	2022	108	89.81%	3.70%	6.48%
Rio Grande Valley State Veterans Cemetery	2024	53	88.68%	5.66%	5.66%
	2023	60	90.00%	3.33%	6.67%
	2022	79	84.81%	6.33%	8.86%
Texas State Veterans Cemetery at Abilene	2024	62	96.77%	1.61%	1.61%
	2023	68	94.12%	4.41%	1.47%
	2022	70	92.86%	2.86%	4.29%

Note: This question did not apply to respondents who selected the response option “Don't know/The marker or headstone has not yet arrived” in STVC NOK Q25.

Satisfaction with Cemetery Experience

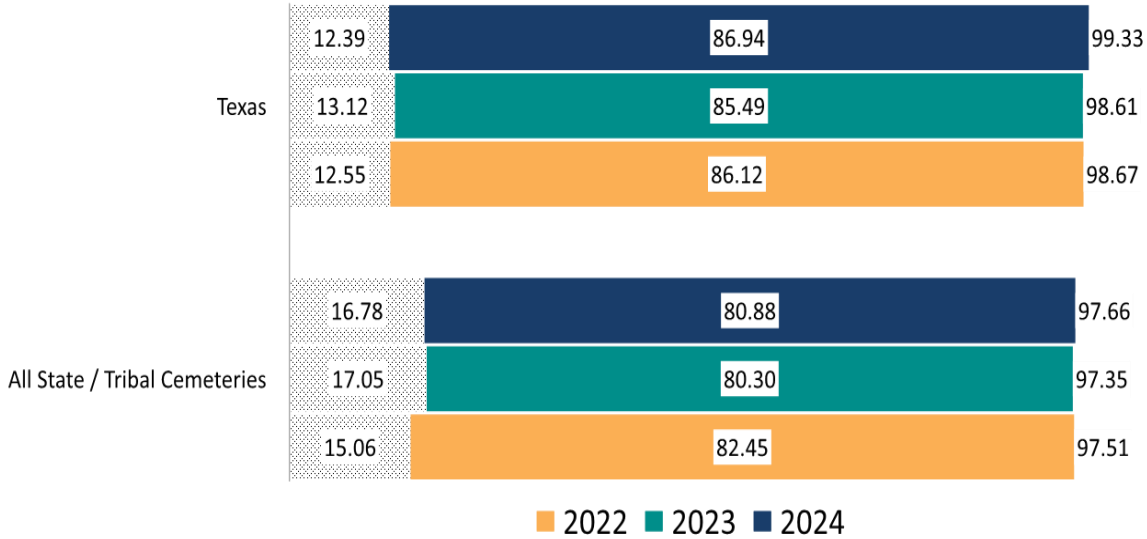
SECTION DESCRIPTION

- This section presents survey findings from next of kin and funeral directors on satisfaction with their experiences at the state, tribal or territorial Veterans cemetery.
- Please refer to the Key Performance Indicator (KPI) section of the report (page 8) for this section's KPIs: Gravesite appearance is excellent (STVC NOK Q44), committal shelter was private, clean and free of safety hazards (STVC Q14/16), upkeep is excellent (STVC Q39/25), and sufficient signs within the cemetery (STVC Q42/28).
- Please refer to the Report Overview section (page 4) for an overview of the contents of the report.

Satisfaction with Cemetery Experience

Question 42/30: The state, tribal or territorial Veterans cemetery staff was courteous.

ALL RESPONDENTS



■ 2022
 ■ 2023
 ■ 2024

	Year	n	Strongly agree	*Change Score	Agree	Neither agree nor disagree	Disagree	Strongly Disagree
Texas	2024	444	86.94%	1.45%	12.39%	0.68%	0.00%	0.00%
	2023	503	85.49%	-0.63%	13.12%	0.99%	0.20%	0.20%
	2022	526	86.12%	1.41%	12.55%	0.76%	0.19%	0.38%
All State / Tribal Cemeteries	2024	8408	80.88%	0.58%	16.78%	1.81%	0.31%	0.23%
	2023	8071	80.30%	-2.15%	17.05%	2.08%	0.32%	0.25%
	2022	8547	82.45%	4.38%	15.06%	1.85%	0.37%	0.27%
Central Texas State Veterans Cemetery	2024	211	90.05%	4.34%	9.95%	0.00%	0.00%	0.00%
	2023	224	85.71%	-0.17%	12.95%	1.34%	0.00%	0.00%
	2022	255	85.88%	1.09%	13.33%	0.39%	0.39%	0.00%
Coastal Bend Veterans Cemetery	2024	106	83.96%	-3.54%	14.15%	1.89%	0.00%	0.00%
	2023	136	87.50%	-1.29%	11.76%	0.74%	0.00%	0.00%
	2022	116	88.79%	1.40%	11.21%	0.00%	0.00%	0.00%
Rio Grande Valley State Veterans Cemetery	2024	58	79.31%	-1.57%	20.69%	0.00%	0.00%	0.00%
	2023	68	80.88%	-0.60%	14.71%	1.47%	1.47%	1.47%
	2022	81	81.48%	3.70%	14.81%	2.47%	0.00%	1.23%
Texas State Veterans Cemetery at Abilene	2024	69	88.41%	3.08%	10.14%	1.45%	0.00%	0.00%
	2023	75	85.33%	-2.51%	14.67%	0.00%	0.00%	0.00%
	2022	74	87.84%	1.73%	9.46%	1.35%	0.00%	1.35%

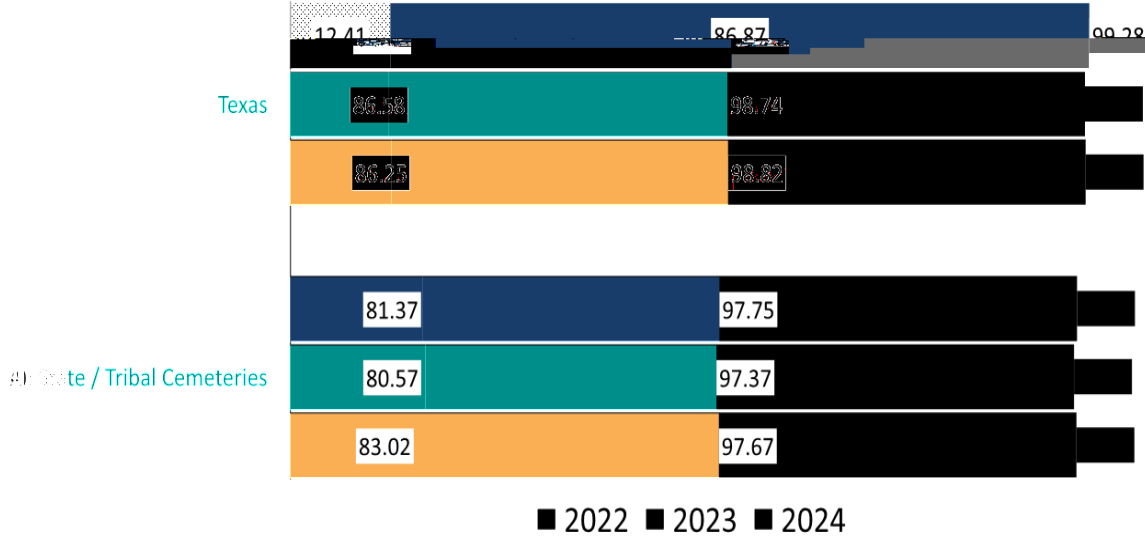
*The change scores represent the difference between the "Strongly agree" categories for the row year and the previous year.

Next of Kin and Funeral Director data for this survey item are presented on the following page.

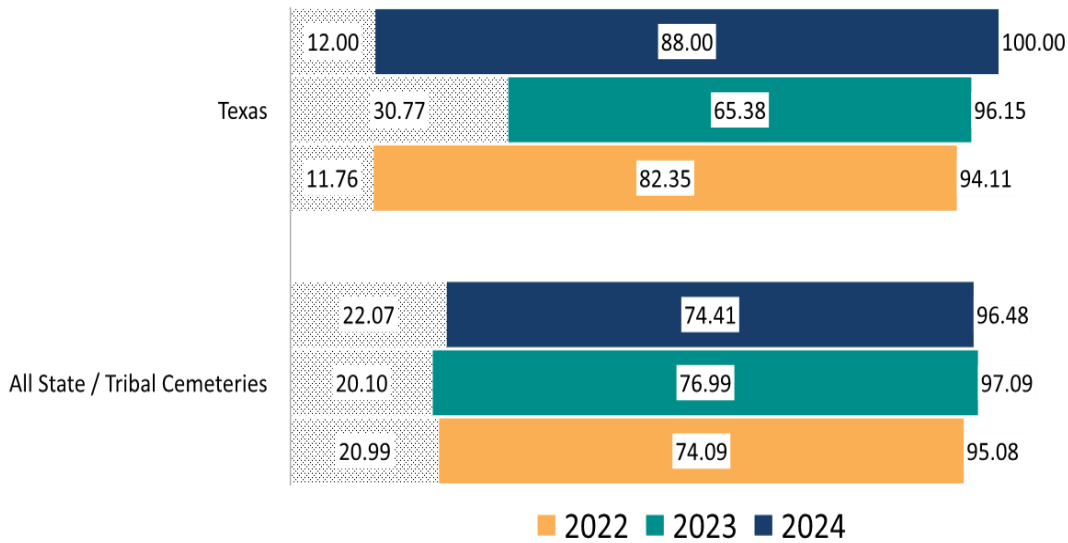
Satisfaction with Cemetery Experience

Question 42/30: The state, tribal or territorial Veterans cemetery staff was courteous.

NEXT OF KIN



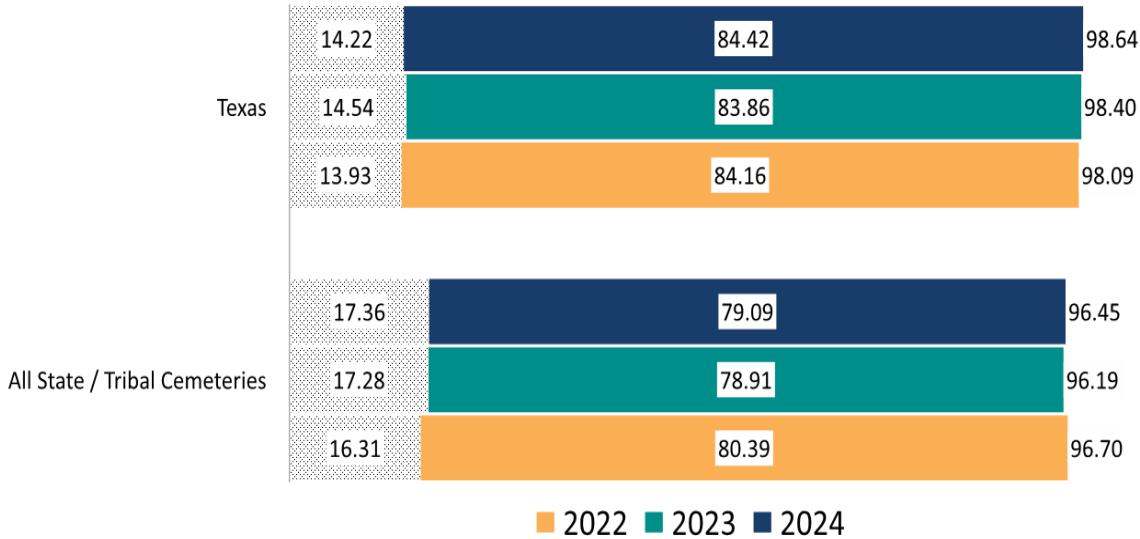
FUNERAL DIRECTORS



Satisfaction with Cemetery Experience

Question 43/31: The state, tribal or territorial Veterans cemetery staff was professional in terms of being knowledgeable, helpful, and responsive.

ALL RESPONDENTS



■ 2022
 ■ 2023
 ■ 2024

	Year	n	Strongly agree	*Change Score	Agree	Neither agree nor disagree	Disagree	Strongly Disagree
Texas	2024	443	84.42%	0.56%	14.22%	1.35%	0.00%	0.00%
	2023	502	83.86%	-0.30%	14.54%	1.00%	0.20%	0.40%
	2022	524	84.16%	1.11%	13.93%	1.53%	0.19%	0.19%
All State / Tribal Cemeteries	2024	8371	79.09%	0.18%	17.36%	2.76%	0.53%	0.26%
	2023	8037	78.91%	-1.48%	17.28%	2.95%	0.54%	0.32%
	2022	8523	80.39%	3.51%	16.31%	2.45%	0.47%	0.38%
Central Texas State Veterans Cemetery	2024	210	87.14%	2.39%	12.38%	0.48%	0.00%	0.00%
	2023	223	84.75%	-0.74%	13.90%	0.90%	0.00%	0.45%
	2022	255	85.49%	1.30%	13.73%	0.78%	0.00%	0.00%
Coastal Bend Veterans Cemetery	2024	106	81.13%	-3.43%	16.98%	1.89%	0.00%	0.00%
	2023	136	84.56%	0.21%	14.71%	0.74%	0.00%	0.00%
	2022	115	84.35%	-0.65%	14.78%	0.87%	0.00%	0.00%
Rio Grande Valley State Veterans Cemetery	2024	58	75.86%	-0.61%	20.69%	3.45%	0.00%	0.00%
	2023	68	76.47%	-3.53%	17.65%	2.94%	1.47%	1.47%
	2022	80	80.00%	1.87%	16.25%	2.50%	0.00%	1.25%
Texas State Veterans Cemetery at Abilene	2024	69	88.41%	1.74%	10.14%	1.45%	0.00%	0.00%
	2023	75	86.67%	2.89%	13.33%	0.00%	0.00%	0.00%
	2022	74	83.78%	2.96%	10.81%	4.05%	1.35%	0.00%

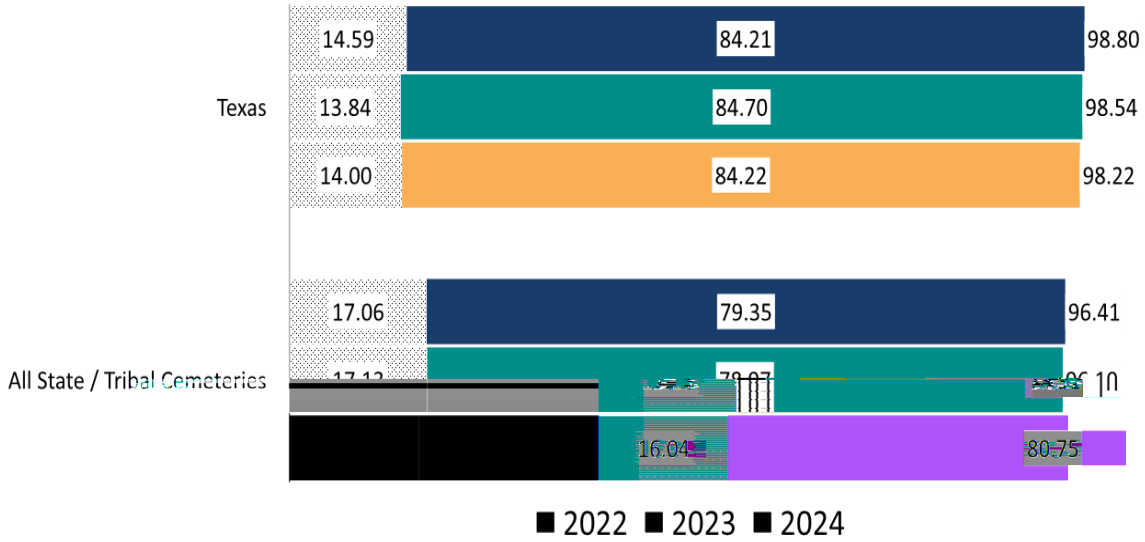
*The change scores represent the difference between the "Strongly agree" categories for the row year and the previous year.

Next of Kin and Funeral Director data for this survey item are presented on the following page.

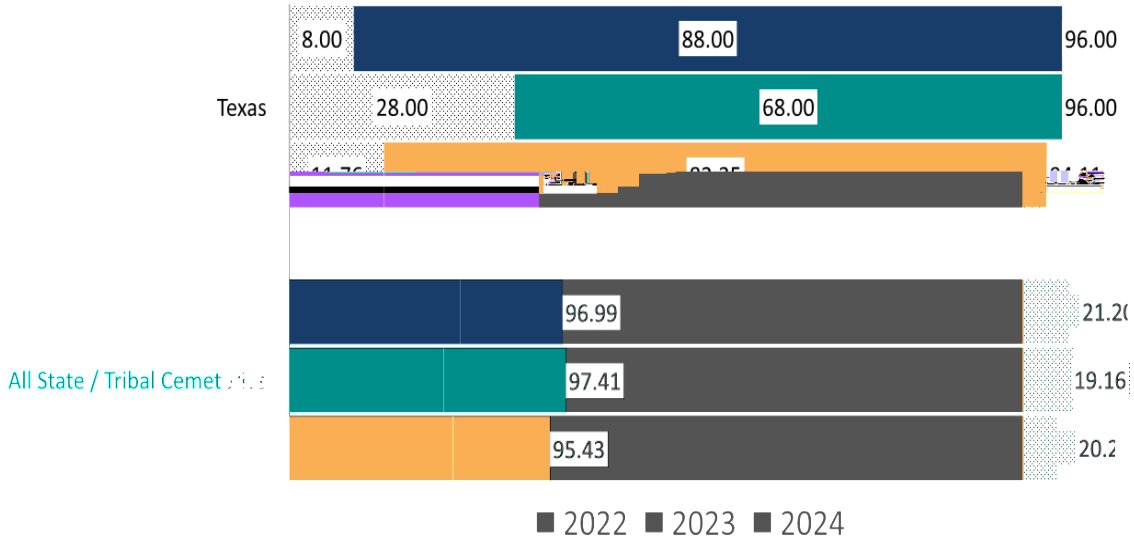
Satisfaction with Cemetery Experience

Question 43/31: The state, tribal or territorial Veterans cemetery staff was professional in terms of being knowledgeable, helpful, and responsive.

NEXT OF KIN



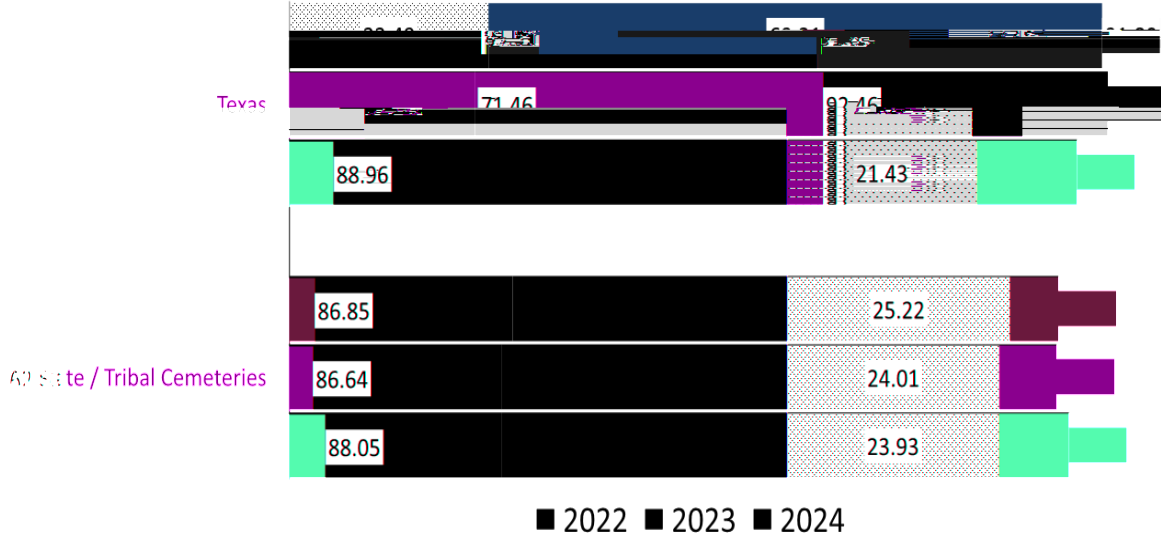
FUNERAL DIRECTORS



Satisfaction with Cemetery Experience

Question 45/33: The information kiosks (i.e., gravesite locators) are helpful to me.

ALL RESPONDENTS



■ 2022 ■ 2023 ■ 2024

	Year	n	Strongly agree	*Change Score	Agree	Neither agree nor disagree	Disagree	Strongly Disagree
Texas	2024	378	69.31%	-2.15%	22.49%	7.94%	0.26%	0.00%
	2023	438	71.46%	3.93%	21.00%	6.16%	0.91%	0.46%
	2022	462	67.53%	-1.70%	21.43%	9.09%	1.08%	0.87%
All State / Tribal Cemeteries	2024	6875	61.63%	-1.00%	25.22%	11.35%	1.27%	0.54%
	2023	6848	62.63%	-1.49%	24.01%	11.29%	1.47%	0.60%
	2022	7147	64.12%	2.62%	23.93%	10.33%	1.05%	0.57%
Central Texas State Veterans Cemetery	2024	180	74.44%	2.94%	19.44%	5.56%	0.56%	0.00%
	2023	193	71.50%	6.34%	19.17%	7.25%	1.55%	0.52%
	2022	221	65.16%	-0.10%	23.08%	8.60%	1.81%	1.36%
Coastal Bend Veterans Cemetery	2024	90	68.89%	-3.69%	23.33%	7.78%	0.00%	0.00%
	2023	124	72.58%	-1.65%	24.19%	3.23%	0.00%	0.00%
	2022	97	74.23%	-1.70%	23.71%	2.06%	0.00%	0.00%
Rio Grande Valley State Veterans Cemetery	2024	51	76.47%	-2.10%	21.57%	1.96%	0.00%	0.00%
	2023	56	78.57%	17.03%	16.07%	1.79%	1.79%	1.79%
	2022	78	61.54%	-6.98%	24.36%	12.82%	1.28%	0.00%
Texas State Veterans Cemetery at Abilene	2024	57	47.37%	-15.71%	31.58%	21.05%	0.00%	0.00%
	2023	65	63.08%	-9.65%	24.62%	12.31%	0.00%	0.00%
	2022	66	72.73%	2.42%	9.09%	16.67%	0.00%	1.52%

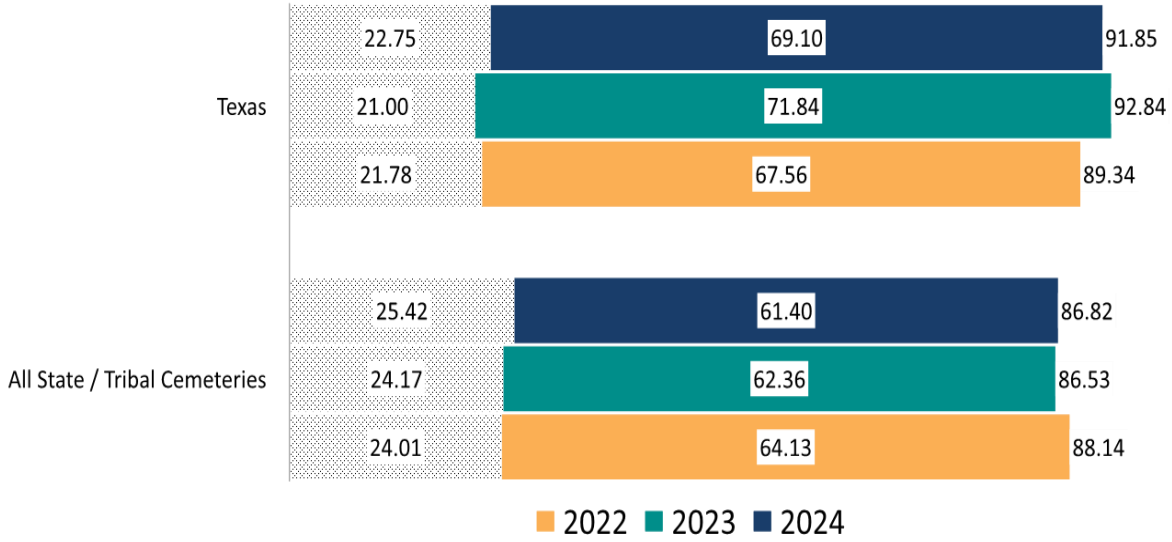
*The change scores represent the difference between the "Strongly agree" categories for the row year and the previous year.

Next of Kin and Funeral Director data for this survey item are presented on the following page.

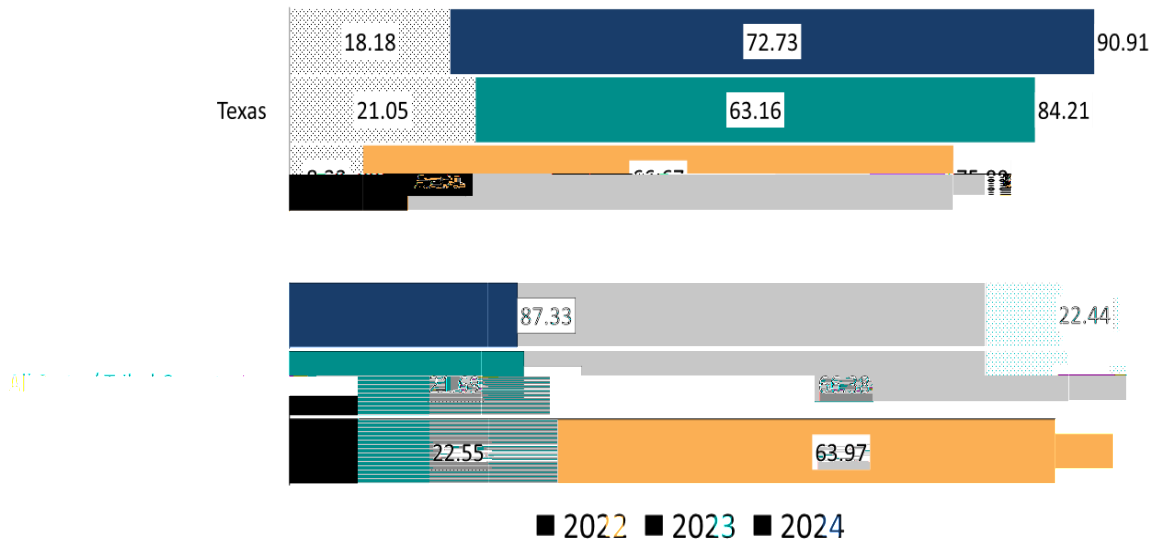
Satisfaction with Cemetery Experience

Question 45/33: The information kiosks (i.e., gravesite locators) are helpful to me.

NEXT OF KIN



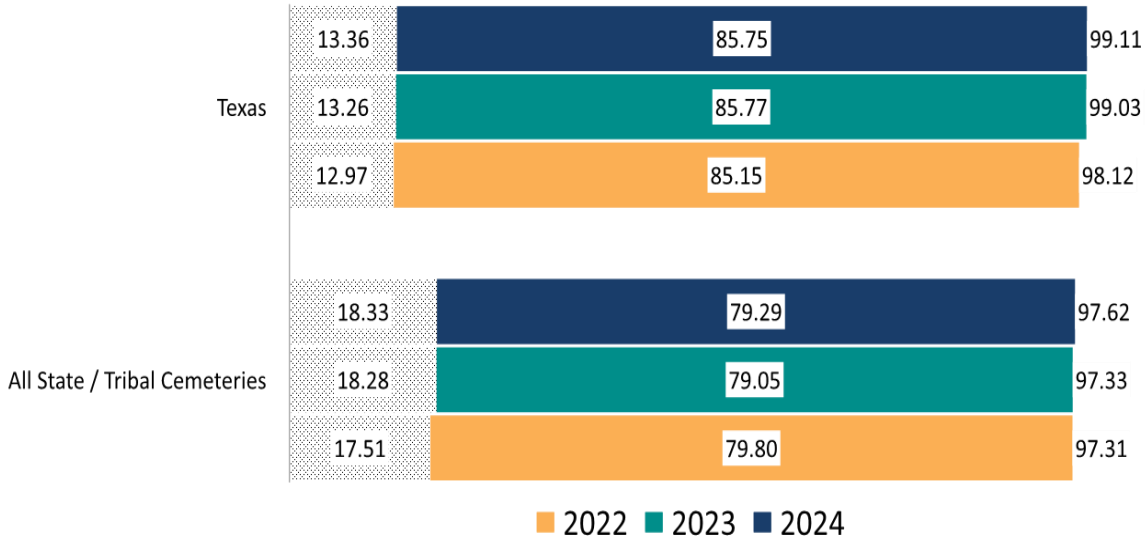
FUNERAL DIRECTORS



Satisfaction with Cemetery Experience

Question 47/35: Overall, I am satisfied with my experience at the state, tribal or territorial Veterans cemetery.

ALL RESPONDENTS



■ 2022
 ■ 2023
 ■ 2024

	Year	n	Strongly agree	*Change Score	Agree	Neither agree nor disagree	Disagree	Strongly Disagree
Texas	2024	449	85.75%	-0.02%	13.36%	0.67%	0.22%	0.00%
	2023	513	85.77%	0.62%	13.26%	0.58%	0.19%	0.19%
	2022	532	85.15%	2.20%	12.97%	0.94%	0.56%	0.38%
All State / Tribal Cemeteries	2024	8558	79.29%	0.24%	18.33%	1.62%	0.44%	0.30%
	2023	8237	79.05%	-0.75%	18.28%	1.86%	0.57%	0.24%
	2022	8739	79.80%	3.12%	17.51%	1.66%	0.66%	0.37%
Central Texas State Veterans Cemetery	2024	213	86.38%	1.29%	11.74%	1.41%	0.47%	0.00%
	2023	228	85.09%	-1.34%	13.60%	0.88%	0.44%	0.00%
	2022	258	86.43%	3.02%	12.40%	0.78%	0.00%	0.39%
Coastal Bend Veterans Cemetery	2024	107	87.85%	2.74%	12.15%	0.00%	0.00%	0.00%
	2023	141	85.11%	-2.07%	14.18%	0.71%	0.00%	0.00%
	2022	117	87.18%	4.68%	11.97%	0.00%	0.85%	0.00%
Rio Grande Valley State Veterans Cemetery	2024	60	80.00%	-6.76%	20.00%	0.00%	0.00%	0.00%
	2023	68	86.76%	8.98%	11.76%	0.00%	0.00%	1.47%
	2022	81	77.78%	-0.68%	18.52%	1.23%	1.23%	1.23%
Texas State Veterans Cemetery at Abilene	2024	69	85.51%	-2.65%	14.49%	0.00%	0.00%	0.00%
	2023	76	88.16%	2.63%	11.84%	0.00%	0.00%	0.00%
	2022	76	85.53%	-0.77%	10.53%	2.63%	1.32%	0.00%

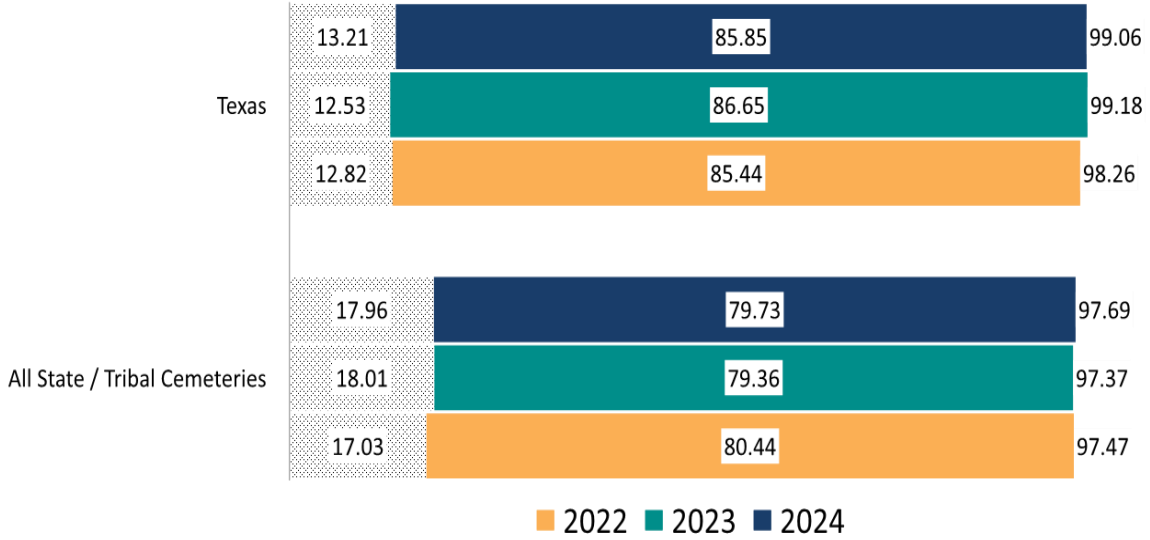
*The change scores represent the difference between the "Strongly agree" categories for the row year and the previous year.

Next of Kin and Funeral Director data for this survey item are presented on the following page.

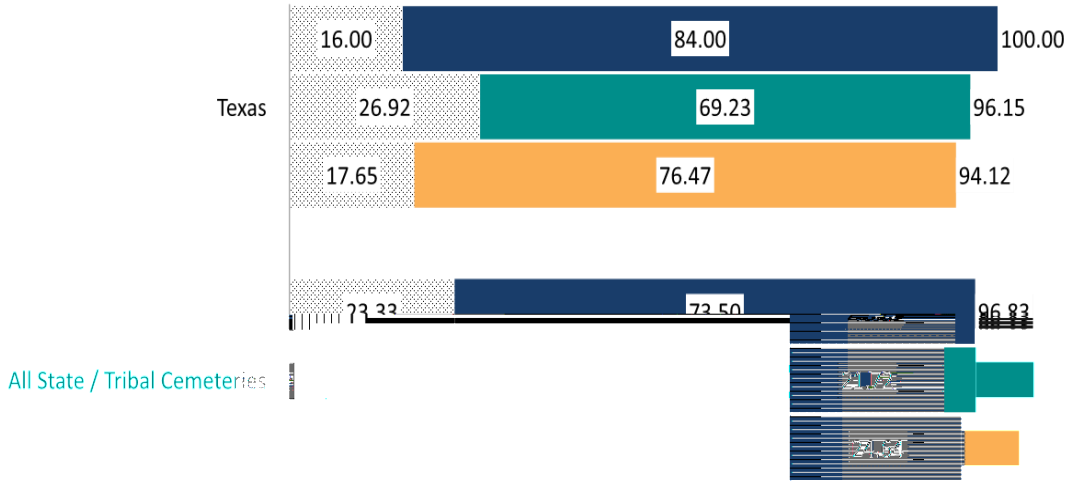
Satisfaction with Cemetery Experience

Question 47/35: Overall, I am satisfied with my experience at the state, tribal or territorial Veterans cemetery.

NEXT OF KIN



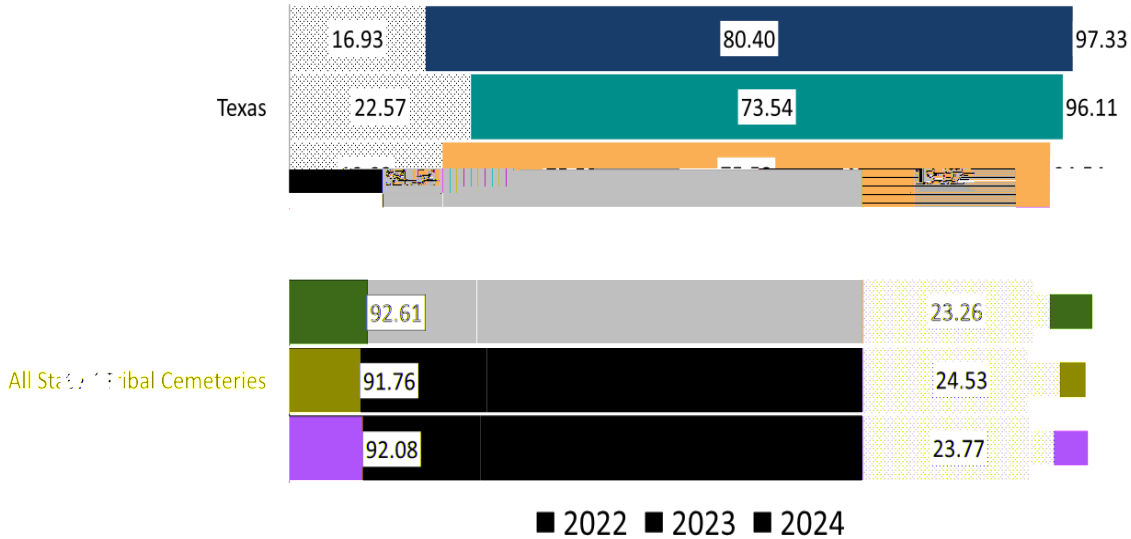
FUNERAL DIRECTORS



Satisfaction with Cemetery Experience

Question 52/39: My experiences with the state, tribal or territorial Veterans cemetery exceeded my expectations.

ALL RESPONDENTS



■ 2022 ■ 2023 ■ 2024

	Year	n	Strongly agree	*Change Score	Agree	Neither agree nor disagree	Disagree	Strongly Disagree
Texas	2024	449	80.40%	6.86%	16.93%	2.45%	0.22%	0.00%
	2023	514	73.54%	-1.98%	22.57%	3.11%	0.39%	0.39%
	2022	531	75.52%	0.63%	19.02%	4.52%	0.56%	0.38%
All State / Tribal Cemeteries	2024	8548	69.35%	2.12%	23.26%	6.25%	0.75%	0.40%
	2023	8219	67.23%	-1.08%	24.53%	6.81%	1.00%	0.43%
	2022	8699	68.31%	2.90%	23.77%	6.37%	1.10%	0.45%
Central Texas State Veterans Cemetery	2024	214	80.37%	9.63%	16.36%	2.80%	0.47%	0.00%
	2023	229	70.74%	-3.19%	24.45%	4.37%	0.00%	0.44%
	2022	257	73.93%	-1.53%	21.01%	3.89%	0.78%	0.39%
Coastal Bend Veterans Cemetery	2024	106	83.02%	7.31%	15.09%	1.89%	0.00%	0.00%
	2023	140	75.71%	-6.19%	21.43%	2.14%	0.71%	0.00%
	2022	116	81.90%	5.23%	15.52%	2.59%	0.00%	0.00%
Rio Grande Valley State Veterans Cemetery	2024	60	75.00%	-6.16%	21.67%	3.33%	0.00%	0.00%
	2023	69	81.16%	11.65%	13.04%	2.90%	1.45%	1.45%
	2022	82	69.51%	0.28%	20.73%	8.54%	1.22%	0.00%
Texas State Veterans Cemetery at Abilene	2024	69	81.16%	10.11%	17.39%	1.45%	0.00%	0.00%
	2023	76	71.05%	-6.58%	27.63%	1.32%	0.00%	0.00%
	2022	76	77.63%	2.29%	15.79%	5.26%	0.00%	1.32%

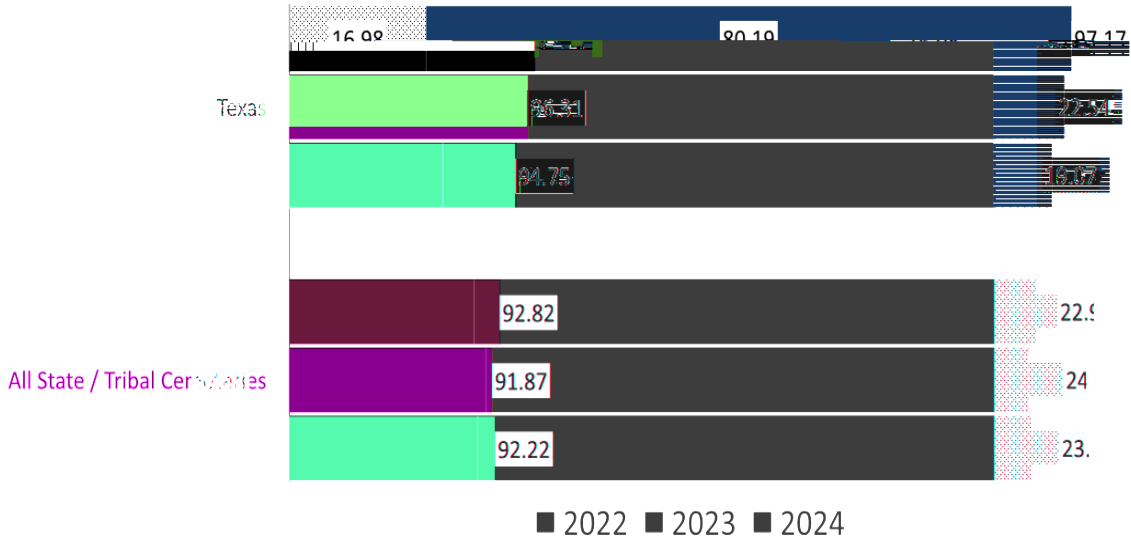
*The change scores represent the difference between the "Strongly agree" categories for the row year and the previous year.

Next of Kin and Funeral Director data for this survey item are presented on the following page.

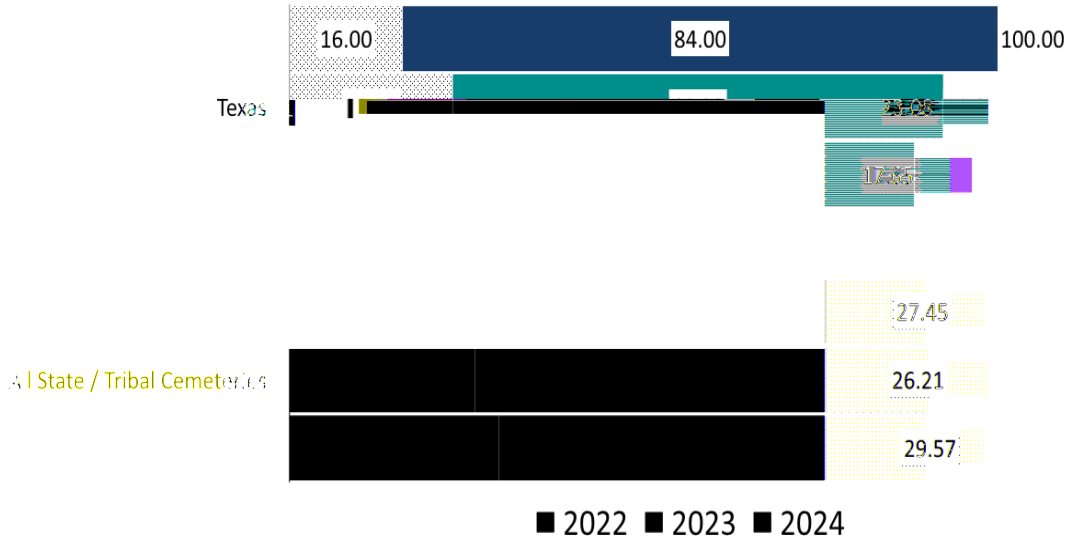
Satisfaction with Cemetery Experience

Question 52/39: My experiences with the state, tribal or territorial Veterans cemetery exceeded my expectations.

NEXT OF KIN



FUNERAL DIRECTORS



State, Tribal or Territorial Veterans Cemeteries in Comparison to National Cemeteries: Next of Kin

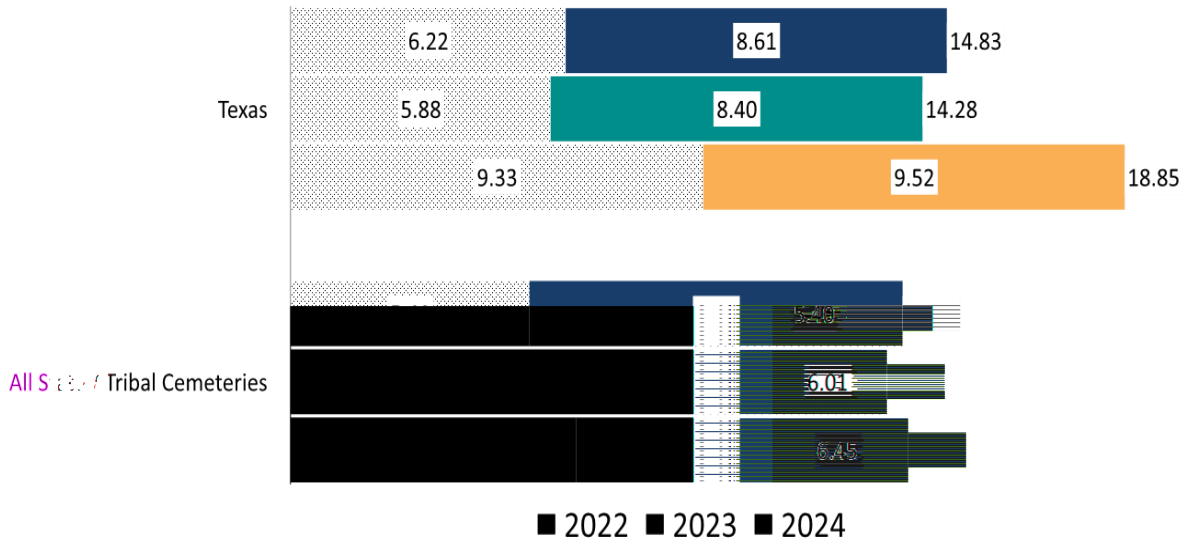
SECTION DESCRIPTION

- This section presents survey findings from next of kin about experience with state, tribal or territorial Veterans cemeteries in comparison to national cemeteries. Measures of comparisons are provided on appearance, quality of service, and honor to Veterans.
- Please refer to the Report Overview section (page 4) for an overview of the contents of the report.

State, Tribal or Territorial Veterans Cemeteries in Comparison to National Cemeteries

STVC NOK Q53: Had I been able, I would have chosen to inter my loved one at a VA national cemetery rather than the state, tribal or territorial Veterans cemetery.

NEXT OF KIN



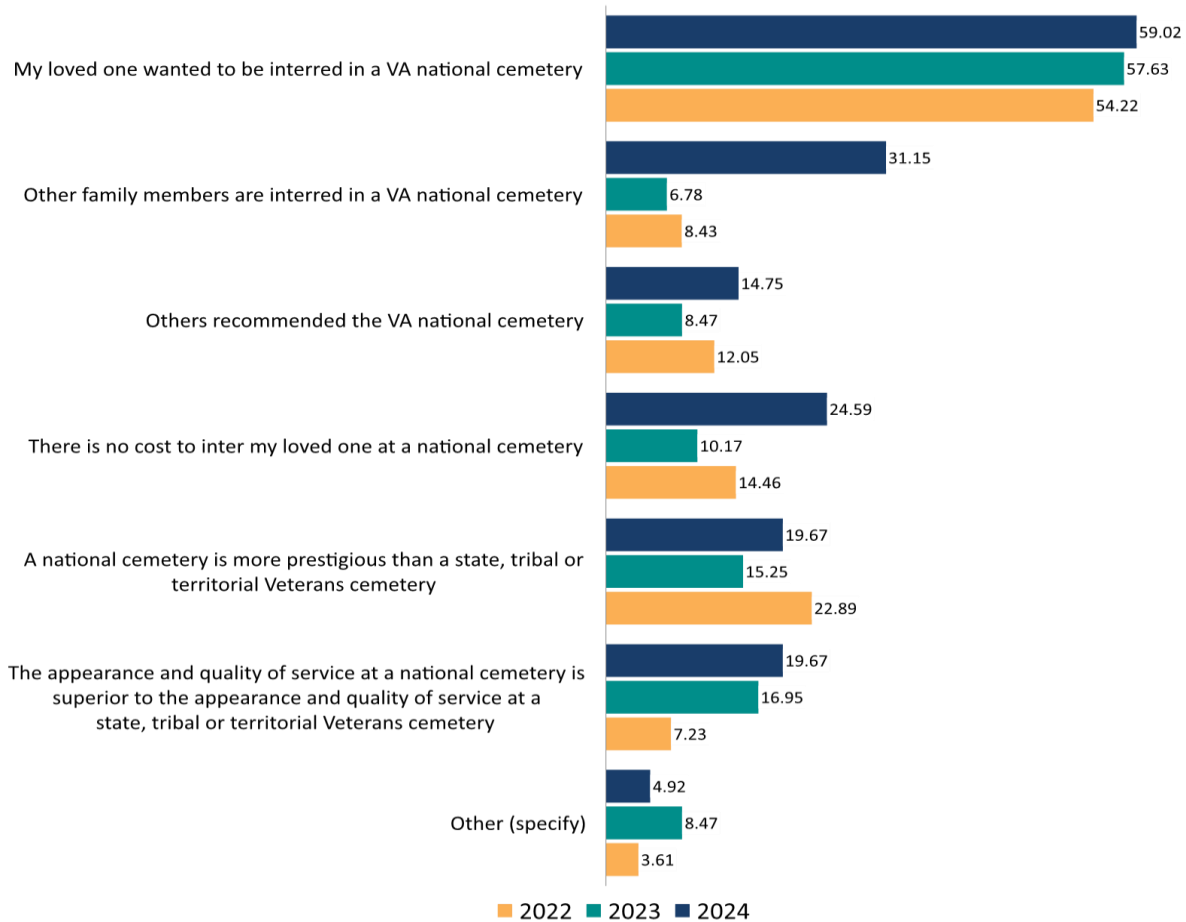
	Year	n	Strongly agree	*Change Score	Agree	Neither agree nor disagree	Disagree	Strongly Disagree
Texas	2024	418	8.61%	0.21%	6.22%	51.20%	27.03%	6.94%
	2023	476	8.40%	-1.12%	5.88%	55.46%	21.01%	9.24%
	2022	504	9.52%	-0.29%	9.33%	47.62%	21.83%	11.71%
All State / Tribal Cemeteries	2024	7756	8.43%	0.96%	5.40%	49.79%	28.02%	8.35%
	2023	7334	7.47%	-0.04%	6.01%	52.59%	24.04%	9.89%
	2022	7958	7.51%	-0.88%	6.45%	52.10%	23.47%	10.47%
Central Texas State Veterans Cemetery	2024	200	6.00%	-1.94%	5.00%	54.00%	27.50%	7.50%
	2023	214	7.94%	-2.35%	5.14%	54.67%	23.36%	8.88%
	2022	243	10.29%	-0.18%	9.88%	45.68%	22.22%	11.93%
Coastal Bend Veterans Cemetery	2024	100	11.00%	0.06%	9.00%	49.00%	25.00%	6.00%
	2023	128	10.94%	1.85%	7.81%	50.78%	21.09%	9.38%
	2022	110	9.09%	1.95%	8.18%	52.73%	17.27%	12.73%
Rio Grande Valley State Veterans Cemetery	2024	55	14.55%	5.17%	5.45%	52.73%	18.18%	9.09%
	2023	64	9.38%	-4.54%	9.38%	57.81%	20.31%	3.13%
	2022	79	13.92%	0.59%	12.66%	48.10%	18.99%	6.33%
Texas State Veterans Cemetery at Abilene	2024	63	7.94%	3.65%	6.35%	44.44%	36.51%	4.76%
	2023	70	4.29%	1.51%	1.43%	64.29%	14.29%	15.71%
	2022	72	2.78%	-6.45%	5.56%	45.83%	30.56%	15.28%

*The change scores represent the difference between the "Strongly agree" categories for the row year and the previous year.

State, Tribal or Territorial Veterans Cemeteries in Comparison to National Cemeteries

STVC NOK Q54: Please choose any of the following reasons to describe why you would have preferred interment in a VA national cemetery rather than a state, tribal or territorial Veterans cemetery. (Mark all that apply)

NEXT OF KIN



2022: n = 83 2023: n = 59 2024: n = 61

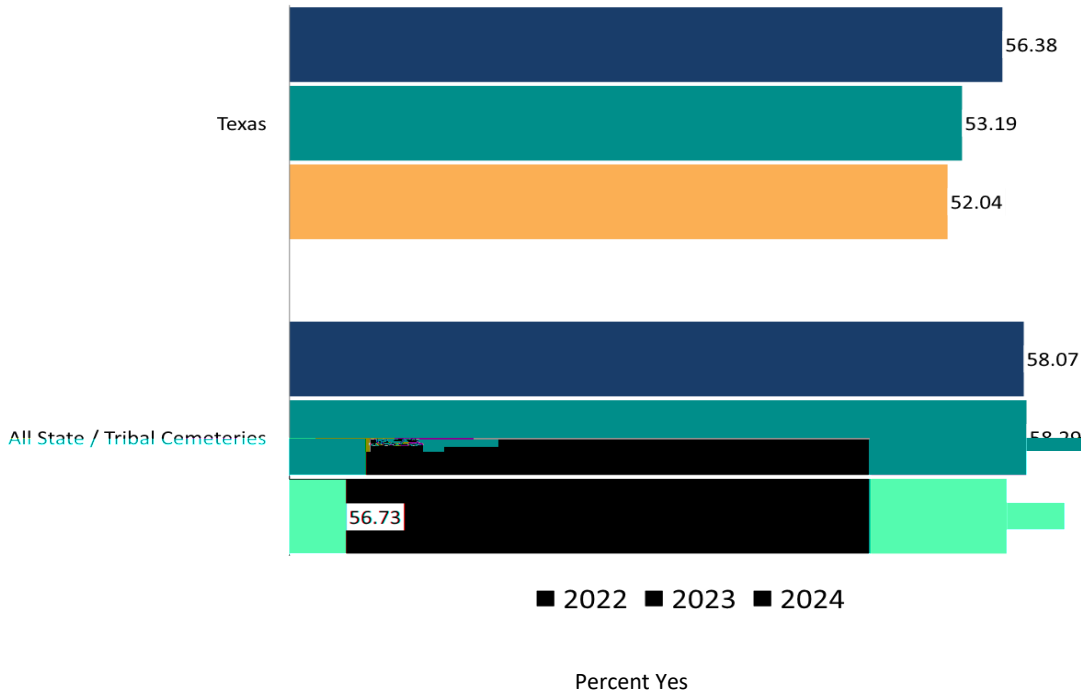
Note: As respondents could select more than one response option, percentages may not sum to 100%.

Note: This question only applies to respondents who indicated "Strongly agree" or "Agree" to STVC NOK Q53.

State, Tribal or Territorial Veterans Cemeteries in Comparison to National Cemeteries

STVC NOK Q55: Have you visited a VA national cemetery?

NEXT OF KIN

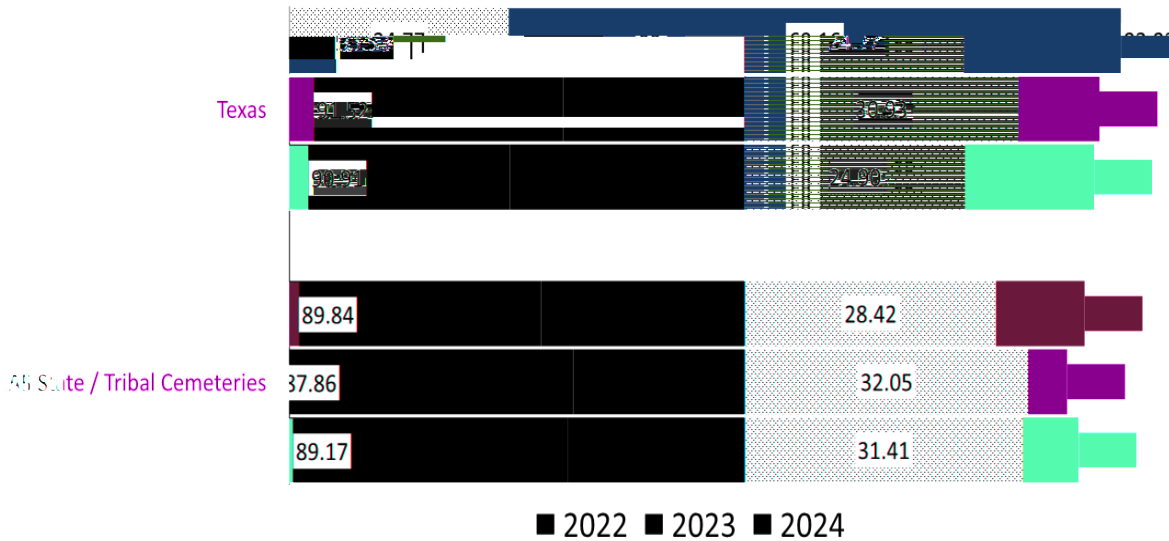


	Year	n	Yes	No
Texas	2024	392	56.38%	43.62%
	2023	455	53.19%	46.81%
	2022	490	52.04%	47.96%
All State / Tribal Cemeteries	2024	7565	58.07%	41.93%
	2023	7123	58.29%	41.71%
	2022	7761	56.73%	43.27%
Central Texas State Veterans Cemetery	2024	186	61.29%	38.71%
	2023	198	57.07%	42.93%
	2022	240	52.92%	47.08%
Coastal Bend Veterans Cemetery	2024	95	56.84%	43.16%
	2023	128	53.91%	46.09%
	2022	104	48.08%	51.92%
Rio Grande Valley State Veterans Cemetery	2024	50	48.00%	52.00%
	2023	63	47.62%	52.38%
	2022	76	55.26%	44.74%
Texas State Veterans Cemetery at Abilene	2024	61	47.54%	52.46%
	2023	66	45.45%	54.55%
	2022	70	51.43%	48.57%

State, Tribal or Territorial Veterans Cemeteries in Comparison to National Cemeteries

STVC NOK Q56: Based on your visit, the appearance of the state, tribal or territorial Veterans cemetery compares favorably to the VA national cemetery.

NEXT OF KIN



	Year	n	Strongly agree	*Change Score	Agree	Neither agree nor disagree	Disagree	Strongly disagree
Texas	2024	214	69.16%	8.57%	24.77%	5.14%	0.93%	0.00%
	2023	236	60.59%	-5.42%	30.93%	6.36%	2.12%	0.00%
	2022	253	66.01%	4.02%	24.90%	8.30%	0.40%	0.40%
All State / Tribal Cemeteries	2024	4272	61.42%	5.61%	28.42%	8.87%	1.03%	0.26%
	2023	3994	55.81%	-1.95%	32.05%	10.22%	1.60%	0.33%
	2022	4228	57.76%	2.69%	31.41%	9.32%	1.40%	0.12%
Central Texas State Veterans Cemetery	2024	111	72.07%	11.16%	25.23%	1.80%	0.90%	0.00%
	2023	110	60.91%	-7.09%	29.09%	8.18%	1.82%	0.00%
	2022	125	68.00%	2.91%	24.00%	6.40%	0.80%	0.80%
Coastal Bend Veterans Cemetery	2024	53	67.92%	8.22%	20.75%	11.32%	0.00%	0.00%
	2023	67	59.70%	-6.30%	34.33%	4.48%	1.49%	0.00%
	2022	50	66.00%	4.89%	24.00%	10.00%	0.00%	0.00%
Rio Grande Valley State Veterans Cemetery	2024	24	58.33%	-1.67%	37.50%	4.17%	0.00%	0.00%
	2023	30	60.00%	5.24%	36.67%	0.00%	3.33%	0.00%
	2022	42	54.76%	9.93%	30.95%	14.29%	0.00%	0.00%
Texas State Veterans Cemetery at Abilene	2024	26	69.23%	7.16%	19.23%	7.69%	3.85%	0.00%
	2023	29	62.07%	-10.15%	24.14%	10.34%	3.45%	0.00%
	2022	36	72.22%	3.47%	22.22%	5.56%	0.00%	0.00%

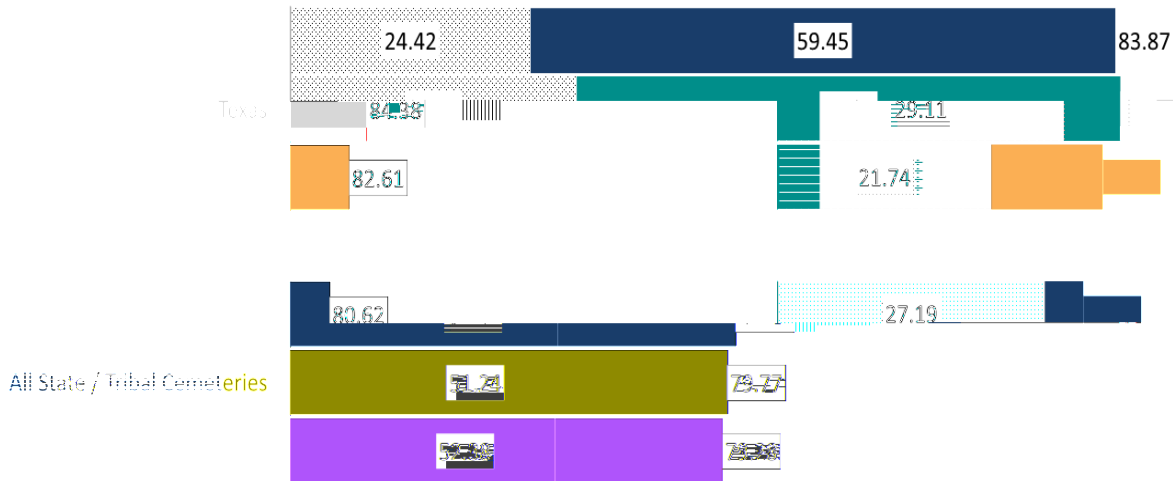
*The change scores represent the difference between the "Strongly agree" categories for the row year and the previous year.

Note: This question only applies to respondents who indicated "Yes" to STVC NOK Q55.

State, Tribal or Territorial Veterans Cemeteries in Comparison to National Cemeteries

STVC NOK Q57: Based on your visit, the quality of service at the state, tribal or territorial Veterans cemetery compares favorably to the VA national cemetery.

NEXT OF KIN



	Year	n	Strongly agree	*Change Score	Agree	Neither agree nor disagree	Disagree	Strongly disagree
Texas	2024	217	59.45%	4.18%	24.42%	15.67%	0.46%	0.00%
	2023	237	55.27%	-5.60%	29.11%	14.77%	0.42%	0.42%
	2022	253	60.87%	2.69%	21.74%	16.60%	0.79%	0.00%
All State / Tribal Cemeteries	2024	4230	53.43%	2.19%	27.19%	18.35%	0.85%	0.19%
	2023	3985	51.24%	-1.14%	28.53%	18.72%	1.10%	0.40%
	2022	4223	52.38%	2.63%	26.90%	19.46%	1.07%	0.19%
Central Texas State Veterans Cemetery	2024	113	61.06%	8.33%	25.66%	13.27%	0.00%	0.00%
	2023	110	52.73%	-12.07%	26.36%	19.09%	0.91%	0.91%
	2022	125	64.80%	5.37%	18.40%	15.20%	1.60%	0.00%
Coastal Bend Veterans Cemetery	2024	53	64.15%	5.94%	20.75%	15.09%	0.00%	0.00%
	2023	67	58.21%	4.21%	28.36%	13.43%	0.00%	0.00%
	2022	50	54.00%	-4.18%	28.00%	18.00%	0.00%	0.00%
Rio Grande Valley State Veterans Cemetery	2024	24	54.17%	0.84%	25.00%	20.83%	0.00%	0.00%
	2023	30	53.33%	0.95%	36.67%	10.00%	0.00%	0.00%
	2022	42	52.38%	9.52%	30.95%	16.67%	0.00%	0.00%
Texas State Veterans Cemetery at Abilene	2024	27	48.15%	-11.85%	25.93%	22.22%	3.70%	0.00%
	2023	30	60.00%	-6.67%	33.33%	6.67%	0.00%	0.00%
	2022	36	66.67%	-1.07%	13.89%	19.44%	0.00%	0.00%

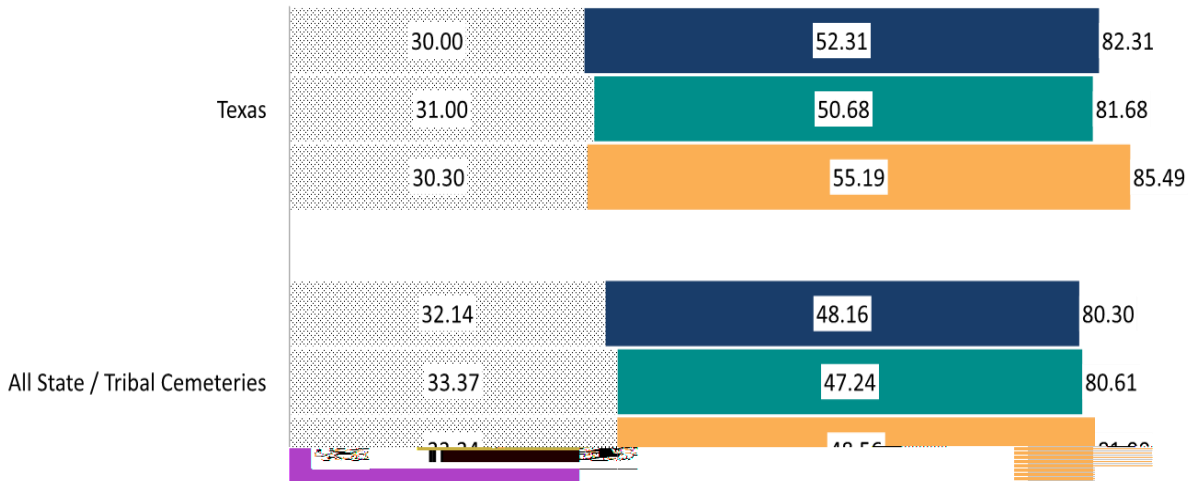
*The change scores represent the difference between the "Strongly agree" categories for the row year and the previous year.

Note: This question only applies to respondents who indicated "Yes" to STVC NOK Q55.

State, Tribal or Territorial Veterans Cemeteries in Comparison to National Cemeteries

STVC NOK Q58: The honor of being interred at a state, tribal or territorial Veterans cemetery is equivalent to that of being interred at a VA national cemetery.

NEXT OF KIN



	Year	n	Strongly agree	*Change Score	Agree	Neither agree nor disagree	Disagree	Strongly disagree
Texas	2024	390	52.31%	1.63%	30.00%	16.15%	1.54%	0.00%
	2023	442	50.68%	-4.51%	31.00%	16.52%	1.81%	0.00%
	2022	462	55.19%	7.25%	30.30%	12.55%	1.52%	0.43%
All State / Tribal Cemeteries	2024	7191	48.16%	0.92%	32.14%	17.58%	1.89%	0.24%
	2023	6874	47.24%	-1.32%	33.37%	16.98%	2.08%	0.33%
	2022	7382	48.56%	0.97%	33.34%	15.75%	2.10%	0.24%
Central Texas State Veterans Cemetery	2024	189	53.97%	2.70%	28.57%	15.87%	1.59%	0.00%
	2023	197	51.27%	-4.98%	29.95%	18.27%	0.51%	0.00%
	2022	224	56.25%	6.52%	28.57%	12.50%	1.79%	0.89%
Coastal Bend Veterans Cemetery	2024	92	57.61%	11.27%	27.17%	15.22%	0.00%	0.00%
	2023	123	46.34%	-11.82%	35.77%	15.45%	2.44%	0.00%
	2022	98	58.16%	15.04%	28.57%	12.24%	1.02%	0.00%
Rio Grande Valley State Veterans Cemetery	2024	49	42.86%	-3.69%	36.73%	16.33%	4.08%	0.00%
	2023	58	46.55%	-1.40%	31.03%	17.24%	5.17%	0.00%
	2022	73	47.95%	7.95%	35.62%	15.07%	1.37%	0.00%
Texas State Veterans Cemetery at Abilene	2024	60	46.67%	-14.27%	33.33%	18.33%	1.67%	0.00%
	2023	64	60.94%	5.72%	25.00%	12.50%	1.56%	0.00%
	2022	67	55.22%	-2.59%	32.84%	10.45%	1.49%	0.00%

*The change scores represent the difference between the "Strongly agree" categories for the row year and the previous year.

Funeral Director Resources and Offerings

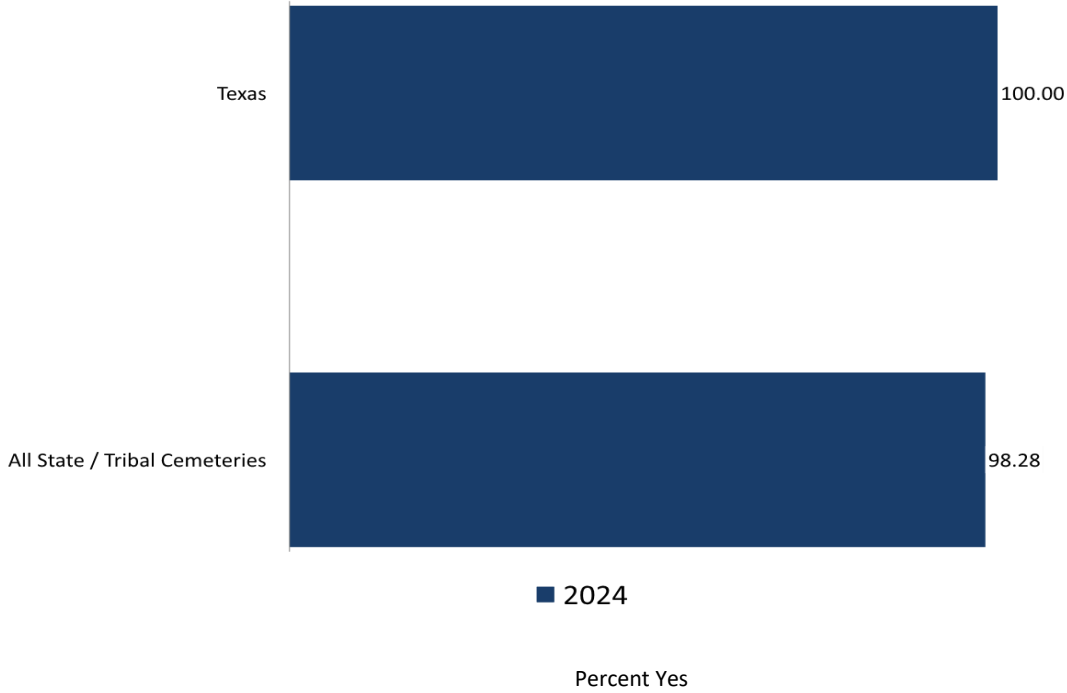
SECTION DESCRIPTION

- This section presents survey findings from funeral directors regarding utilization of NCA resources and services, including burial and memorial benefits, website resources, military honors, NCA Pre-Need Eligibility, "green" burials, and livestreaming services.
- Please refer to the Report Overview section (page 4) for an overview of the contents of the report.

Funeral Director Resources and Offerings

GEN FD Q1: Do you inform families of Veterans of their potential burial and memorial benefits from the VA for which they might be eligible?

FUNERAL DIRECTORS



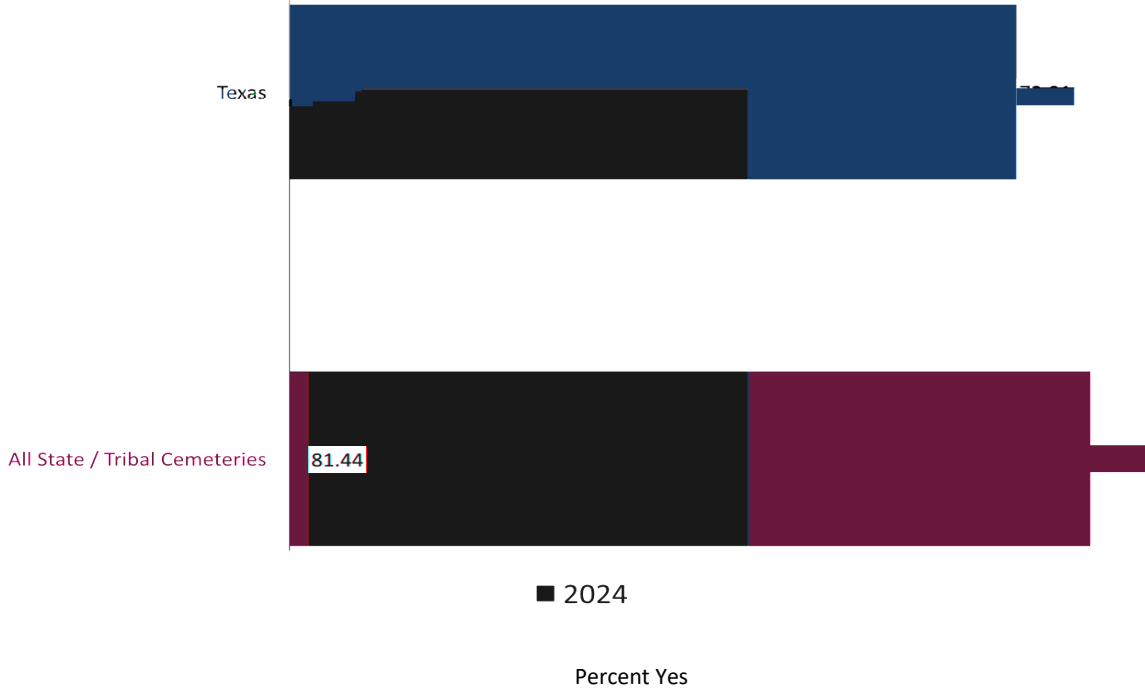
	Year	n	Yes	No
Texas	2024	24	100.00%	0.00%
All State / Tribal Cemeteries	2024	2265	98.28%	1.72%
Central Texas State Veterans Cemetery	2024	11	100.00%	0.00%
Coastal Bend Veterans Cemetery	2024	4	100.00%	0.00%
Rio Grande Valley State Veterans Cemetery	2024	4	100.00%	0.00%
Texas State Veterans Cemetery at Abilene	2024	5	100.00%	0.00%

Note: GEN FD Q1 was added as a new question to the 2024 Funeral Director Satisfaction Survey.

Funeral Director Resources and Offerings

GEN FD Q2: Are you aware there are resources available for Funeral Directors on the NCA Website?

FUNERAL DIRECTORS



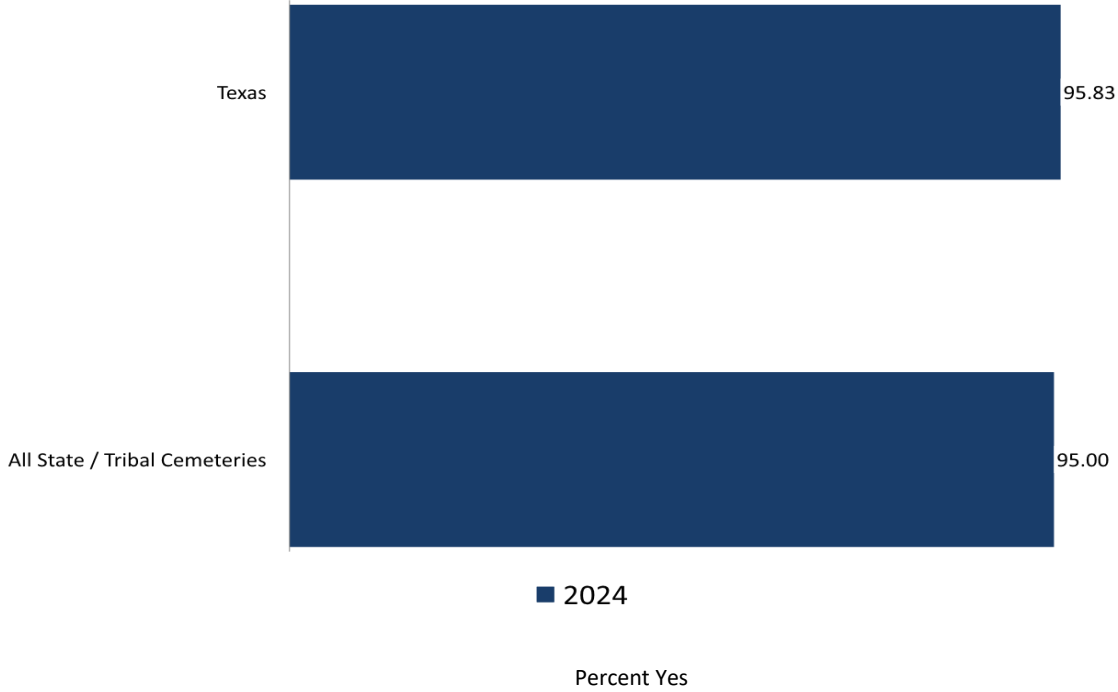
	Year	n	Yes	No
Texas	2024	23	73.91%	26.09%
All State / Tribal Cemeteries	2024	2257	81.44%	18.56%
Central Texas State Veterans Cemetery	2024	11	81.82%	18.18%
Coastal Bend Veterans Cemetery	2024	4	25.00%	75.00%
Rio Grande Valley State Veterans Cemetery	2024	3	100.00%	0.00%
Texas State Veterans Cemetery at Abilene	2024	5	80.00%	20.00%

Note: GEN FD Q2 was added as a new question to the 2024 Funeral Director Satisfaction Survey.

Funeral Director Resources and Offerings

GEN FD Q3: Do you typically provide information resources on military honors to next of kin?

FUNERAL DIRECTORS



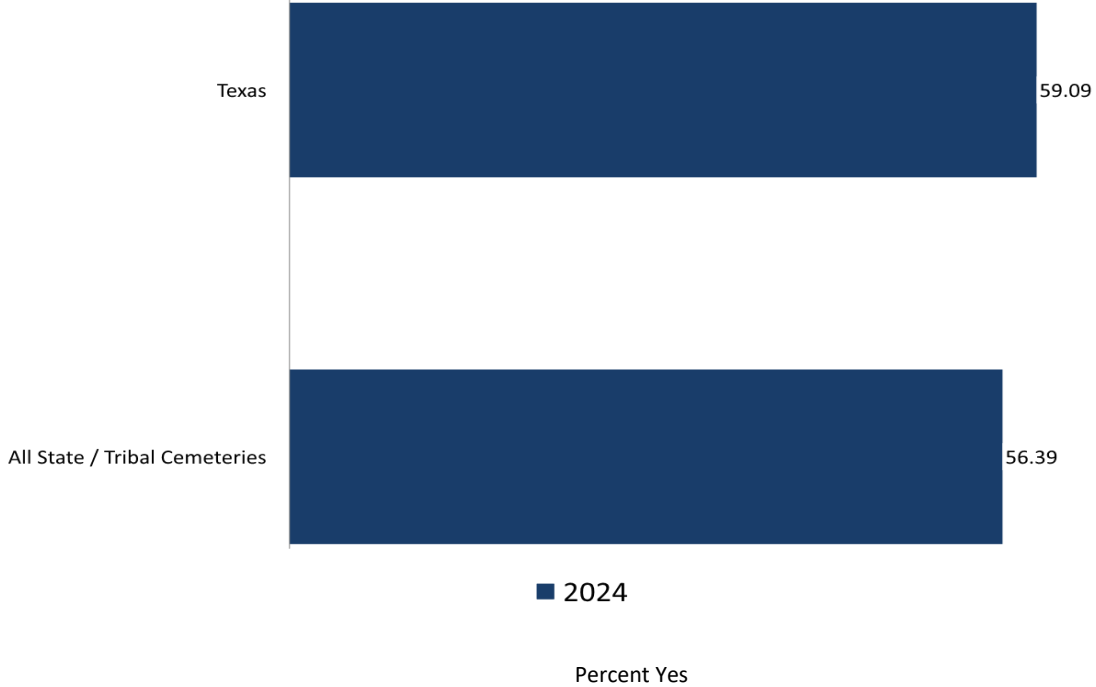
	Year	n	Yes	No
Texas	2024	24	95.83%	4.17%
All State / Tribal Cemeteries	2024	2262	95.00%	5.00%
Central Texas State Veterans Cemetery	2024	11	100.00%	0.00%
Coastal Bend Veterans Cemetery	2024	4	100.00%	0.00%
Rio Grande Valley State Veterans Cemetery	2024	4	100.00%	0.00%
Texas State Veterans Cemetery at Abilene	2024	5	80.00%	20.00%

Note: GEN FD Q3 was added as a new question to the 2024 Funeral Director Satisfaction Survey.

Funeral Director Resources and Offerings

GEN FD Q4: Are you aware of the NCA Pre-Need Eligibility process?

FUNERAL DIRECTORS



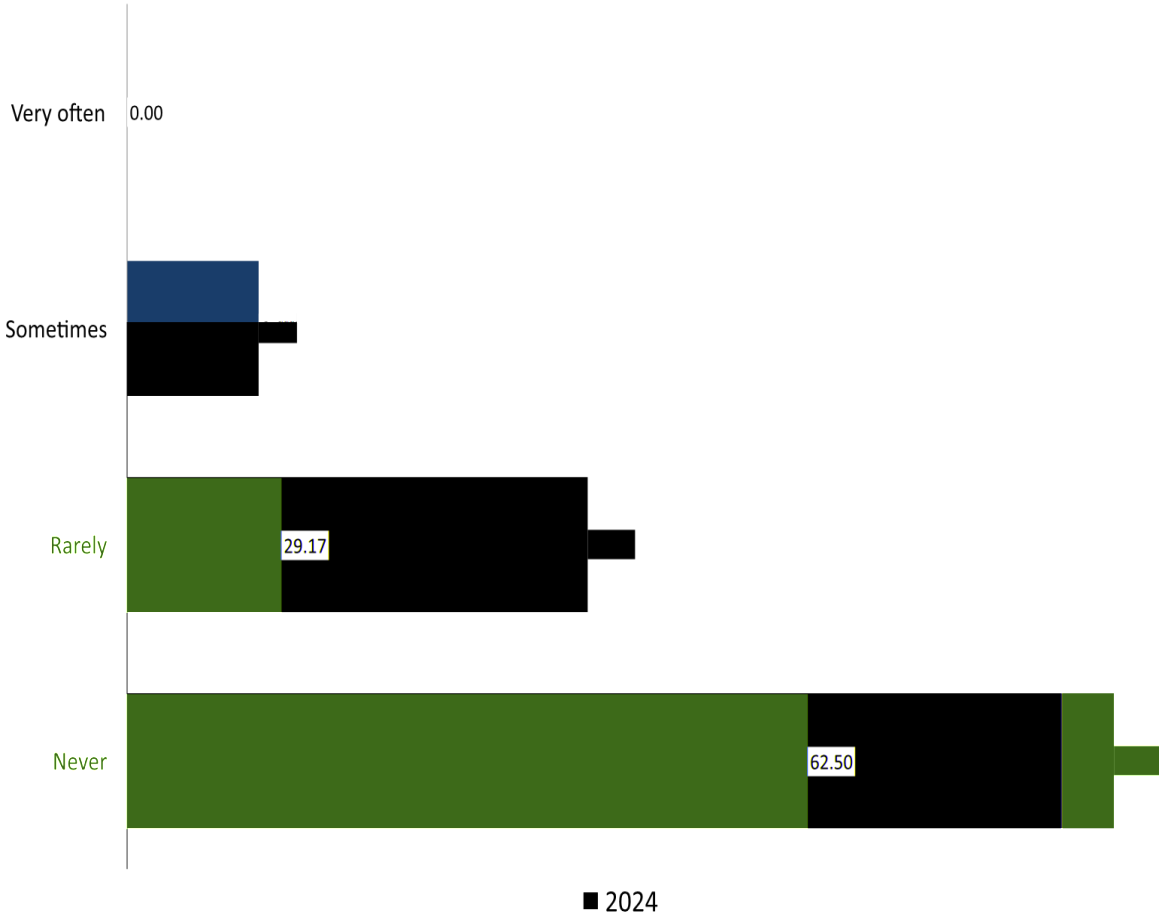
	Year	n	Yes	No
Texas	2024	22	59.09%	40.91%
All State / Tribal Cemeteries	2024	2238	56.39%	43.61%
Central Texas State Veterans Cemetery	2024	11	72.73%	27.27%
Coastal Bend Veterans Cemetery	2024	3	33.33%	66.67%
Rio Grande Valley State Veterans Cemetery	2024	4	25.00%	75.00%
Texas State Veterans Cemetery at Abilene	2024	4	75.00%	25.00%

Note: GEN FD Q4 was added as a new question to the 2024 Funeral Director Satisfaction Survey.

Funeral Director Resources and Offerings

GEN FD Q5: How often do your customers request “green” (i.e., environmentally sensitive) burials?

FUNERAL DIRECTORS



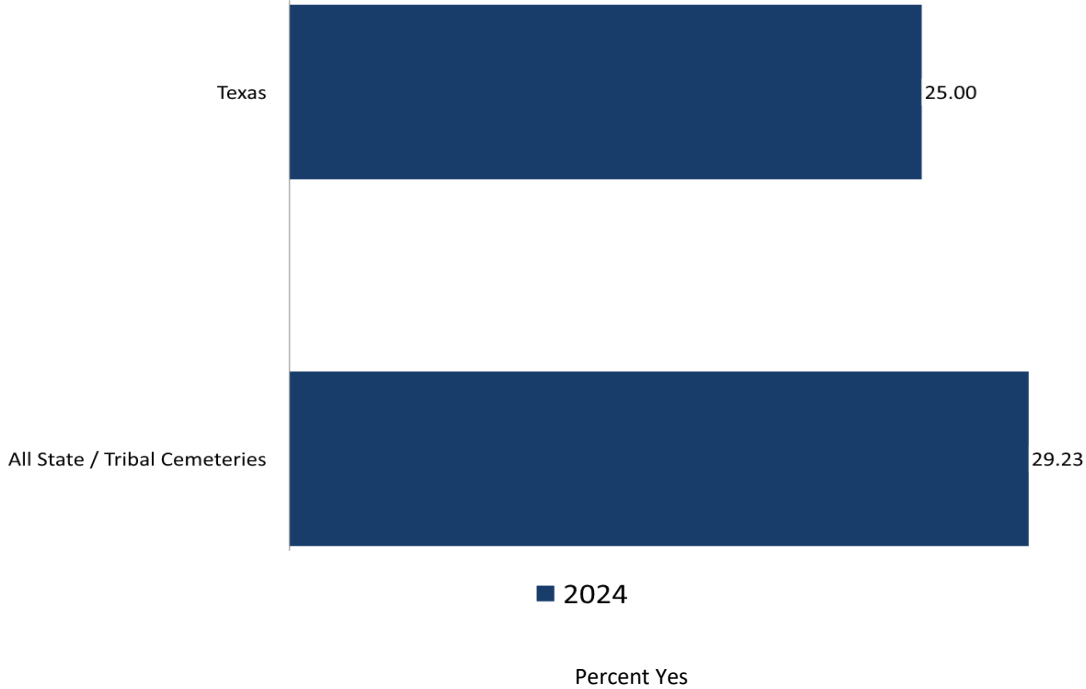
	Year	n	Very often	Sometimes	Rarely	Never
Texas	2024	24	0.00%	8.33%	29.17%	62.50%
All State / Tribal Cemeteries	2024	2258	0.89%	6.51%	44.20%	48.41%
Central Texas State Veterans Cemetery	2024	11	0.00%	18.18%	54.55%	27.27%
Coastal Bend Veterans Cemetery	2024	4	0.00%	0.00%	0.00%	100.00%
Rio Grande Valley State Veterans Cemetery	2024	4	0.00%	0.00%	0.00%	100.00%
Texas State Veterans Cemetery at Abilene	2024	5	0.00%	0.00%	20.00%	80.00%

Note: GEN FD Q5 was added as a new question to the 2024 Funeral Director Satisfaction Survey.

Funeral Director Resources and Offerings

GEN FD Q6: Did you offer livestreaming of committal services at cemeteries?

FUNERAL DIRECTORS



	Year	n	Yes	No
Texas	2024	24	25.00%	75.00%
All State / Tribal Cemeteries	2024	2241	29.23%	70.77%
Central Texas State Veterans Cemetery	2024	11	18.18%	81.82%
Coastal Bend Veterans Cemetery	2024	4	50.00%	50.00%
Rio Grande Valley State Veterans Cemetery	2024	4	25.00%	75.00%
Texas State Veterans Cemetery at Abilene	2024	5	20.00%	80.00%

Note: GEN FD Q6 was added as a new question to the 2024 Funeral Director Satisfaction Survey.

Appendix A: Respondent Characteristics: Next of Kin and Funeral Directors

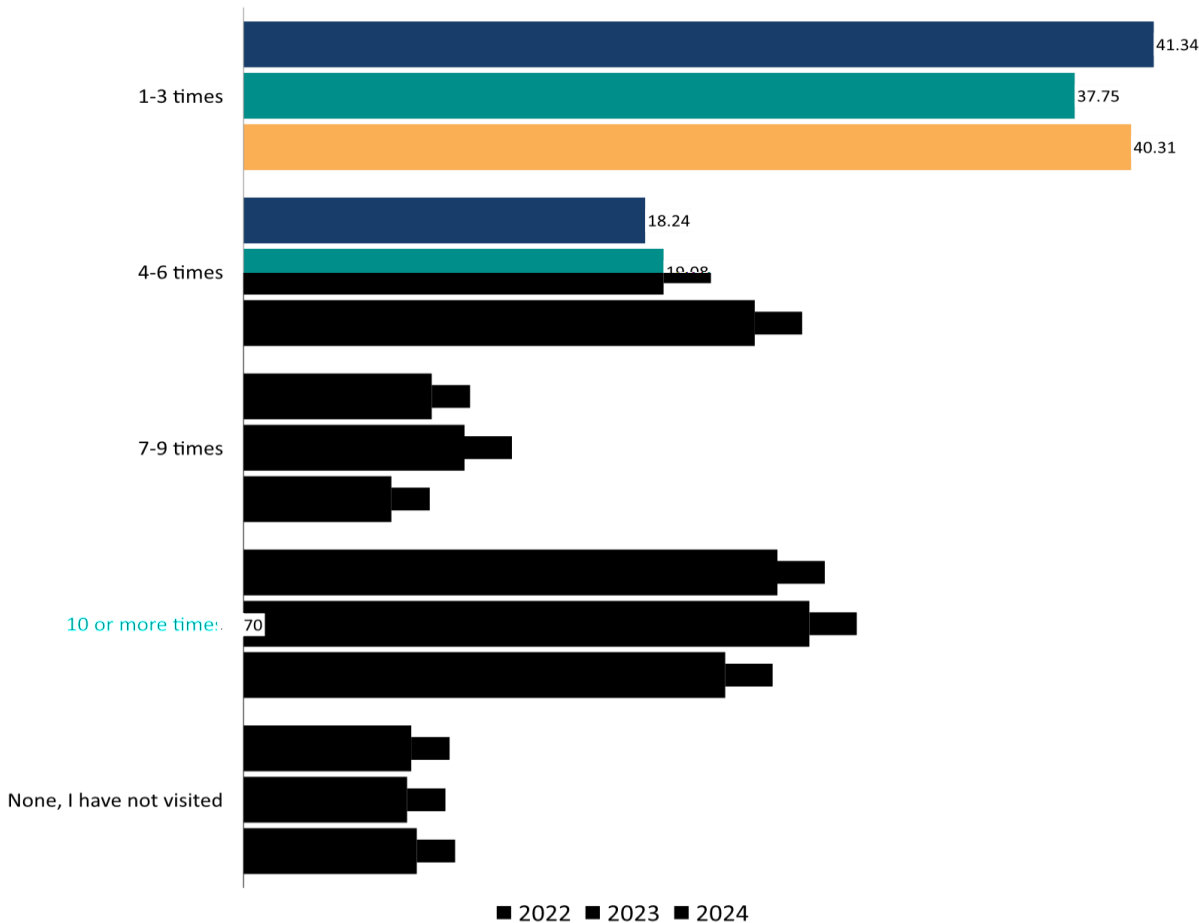
SECTION DESCRIPTION

- This section presents an overview of the characteristics of the survey respondent population.
- Key demographic information is presented for both next of kin and funeral director survey respondents.
- Demographic information is self-reported by the next of kin and funeral directors who completed the survey.
- Please refer to the Report Overview section (page 4) for an overview of the contents of the report.

Appendix A: Respondent Characteristics: Next of Kin and Funeral Directors

STVC NOK Q17: How many times have you visited the cemetery where your loved one was interred?

NEXT OF KIN

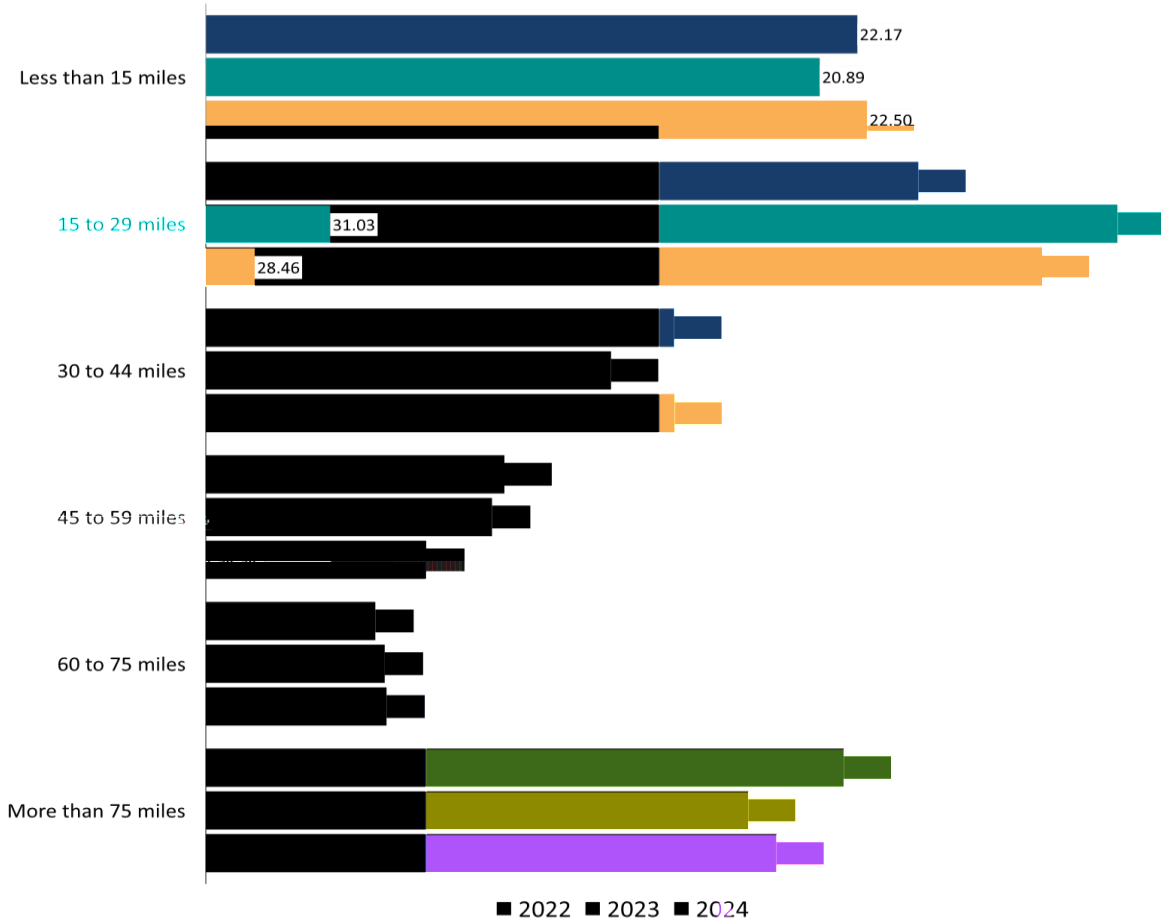


2022: n = 521 2023: n = 498 2024: n = 433

Appendix A: Respondent Characteristics: Next of Kin and Funeral Directors

STVC NOK Q18: How far do you reside from the cemetery?

NEXT OF KIN

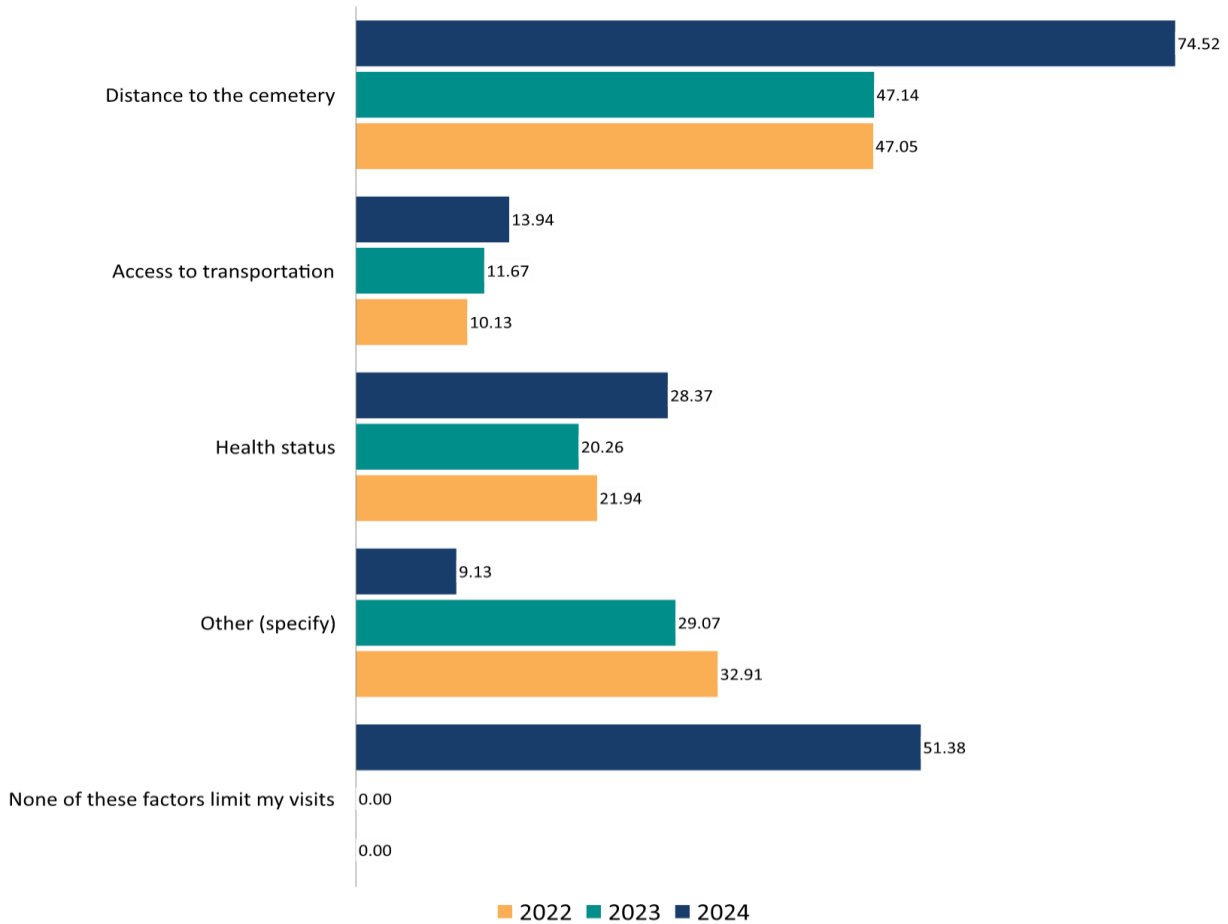


2022: n = 520 2023: n = 493 2024: n = 433

Appendix A: Respondent Characteristics: Next of Kin and Funeral Directors

STVC NOK Q19: Do any of the following factors limit the number of times you visit the state, tribal or territorial Veterans cemetery where your loved one is interred? (Mark all that apply)

NEXT OF KIN



2022: n = 474 2023: n = 454 2024: n = 208

Note: Prior to 2024 the question wording was: Which of the following factors limit the number of times you visit the State or Tribal Veterans Cemetery where your loved one is interred? (Mark all that apply)

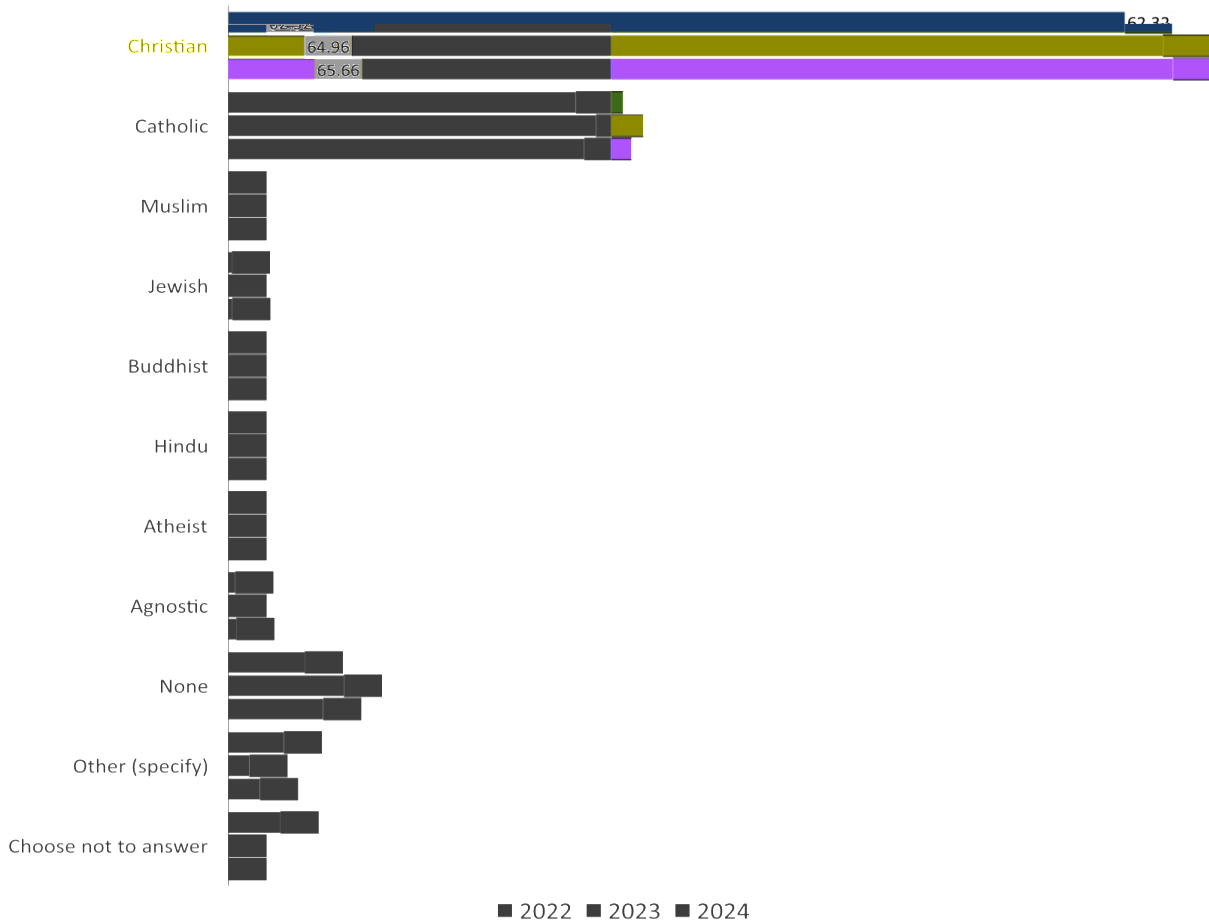
Note: In 2024, the response option "None of these factors limit my visits" was added.

Note: As respondents could select more than one response option, percentages may not sum to 100%.

Appendix A: Respondent Characteristics: Next of Kin and Funeral Directors

STVC NOK Q69: In what belief tradition was the burial conducted?

NEXT OF KIN



2022: n = 364 2023: n = 274 2024: n = 414

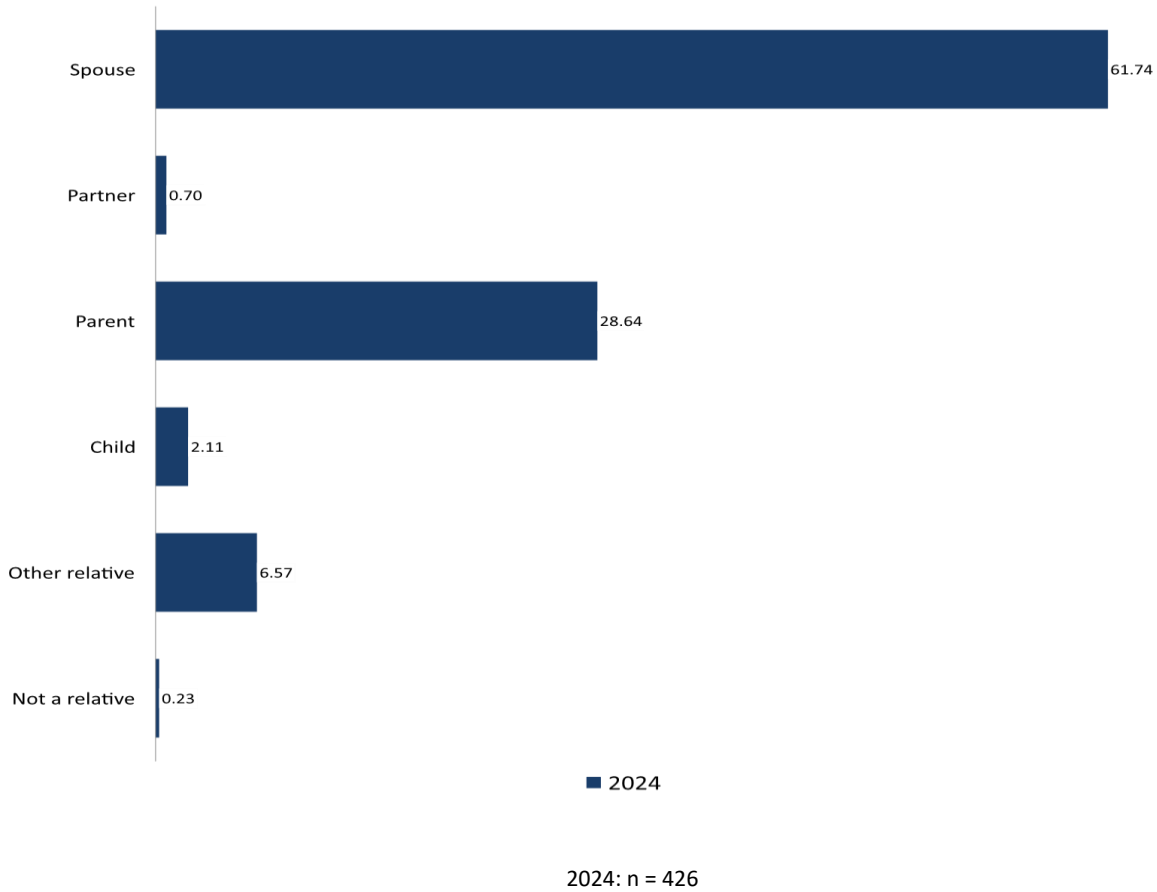
Note: Prior to 2024 the question wording was: In what religious practice was the burial conducted?

Note: In 2024, the response option "Choose not to answer" was added.

Appendix A: Respondent Characteristics: Next of Kin and Funeral Directors

STVC NOK Q60: Was your loved one your.....

NEXT OF KIN

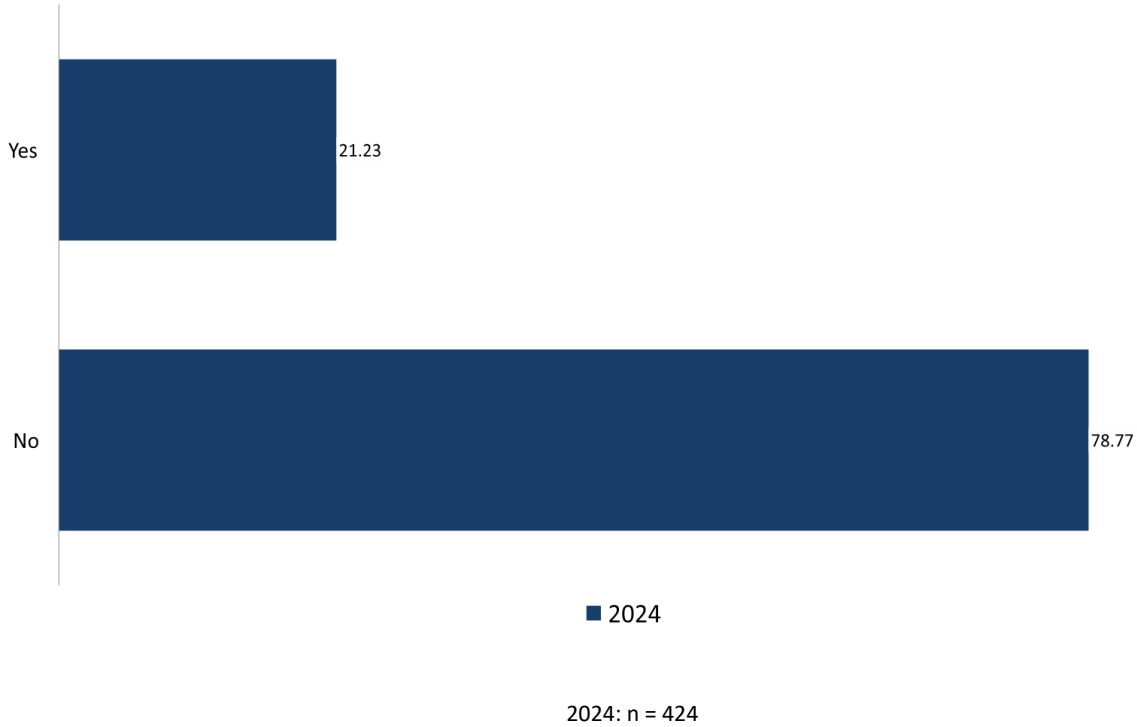


Note: STVC NOK Q60 was added as a new question to the 2024 State, Tribal or Territorial Veterans Cemeteries Next of Kin/Family Member Satisfaction Survey.

Appendix A: Respondent Characteristics: Next of Kin and Funeral Directors

STVC NOK Q62: Are you a Veteran?

NEXT OF KIN

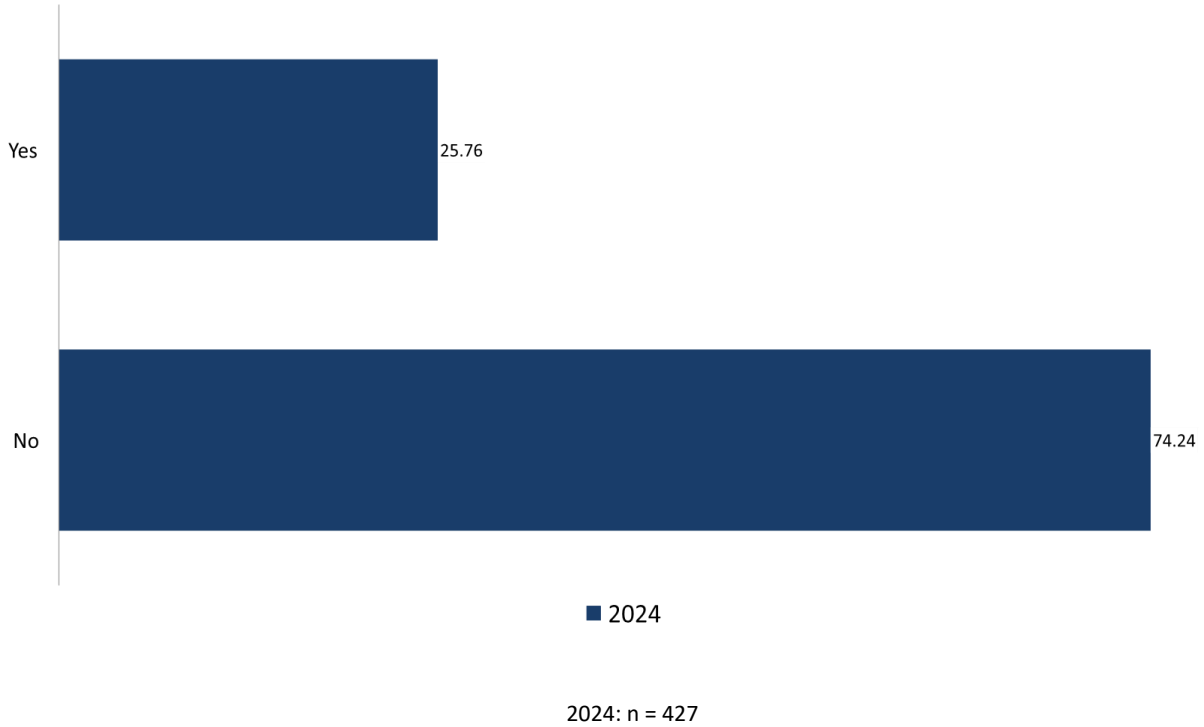


Note: STVC NOK Q62 was added as a new question to the 2024 State, Tribal or Territorial Veterans Cemeteries Next of Kin/Family Member Satisfaction Survey.

Appendix A: Respondent Characteristics: Next of Kin and Funeral Directors

STVC NOK Q61: Are you a Veteran married/partnered to a Veteran?

NEXT OF KIN

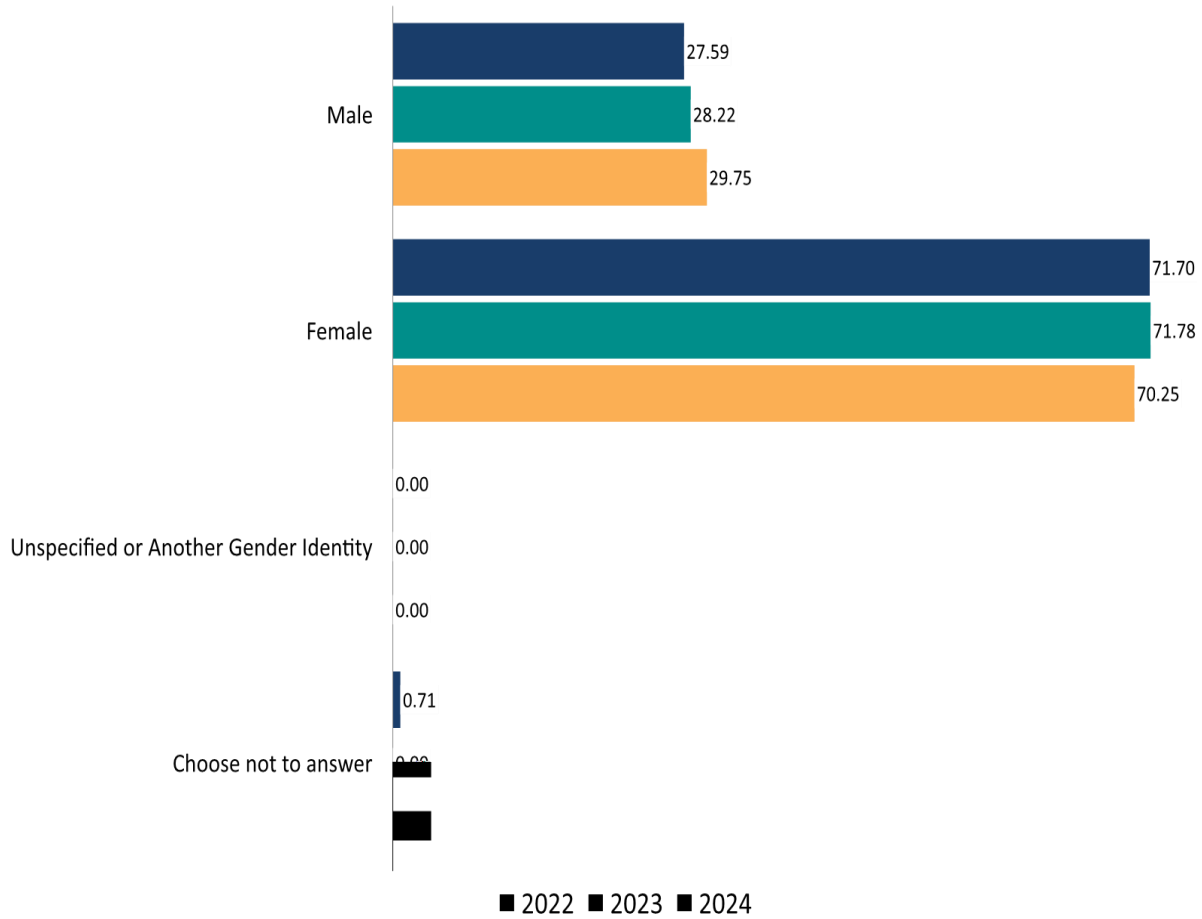


Note: STVC NOK Q61 was added as a new question to the 2024 State, Tribal or Territorial Veterans Cemeteries Next of Kin/Family Member Satisfaction Survey.

Appendix A: Respondent Characteristics: Next of Kin and Funeral Directors

STVC NOK Q63: What is your gender?

NEXT OF KIN



2022: n = 521 2023: n = 489 2024: n = 424

Note: In the 2024, the response options “Unspecified or Another Gender Identity” and “Choose not to answer” were added.

Appendix A: Respondent Characteristics: Next of Kin and Funeral Directors

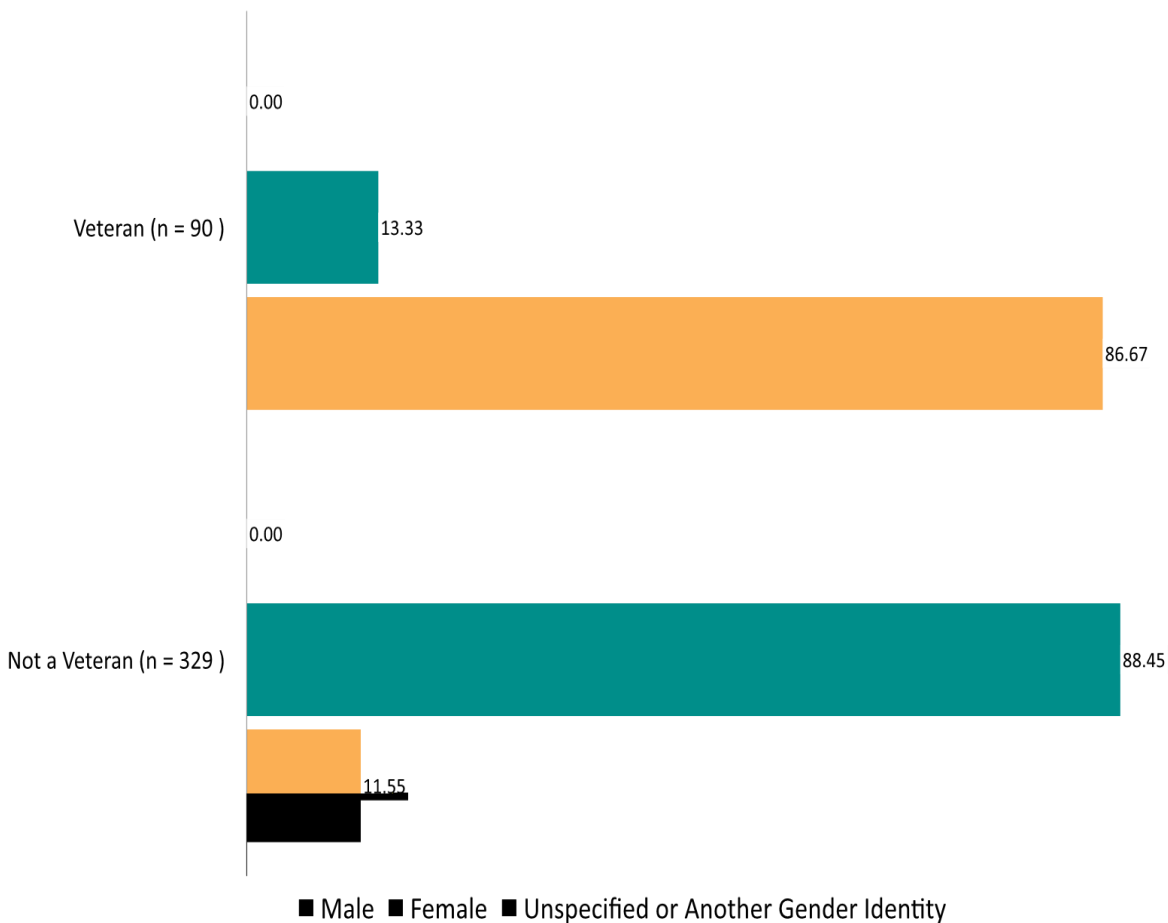
ELEMENT OF COMPARISON

Gender by Veteran Status.

STVC NOK Q63: What is your gender?

STVC NOK Q62: Are you a Veteran?

NEXT OF KIN



Appendix A: Respondent Characteristics: Next of Kin and Funeral Directors

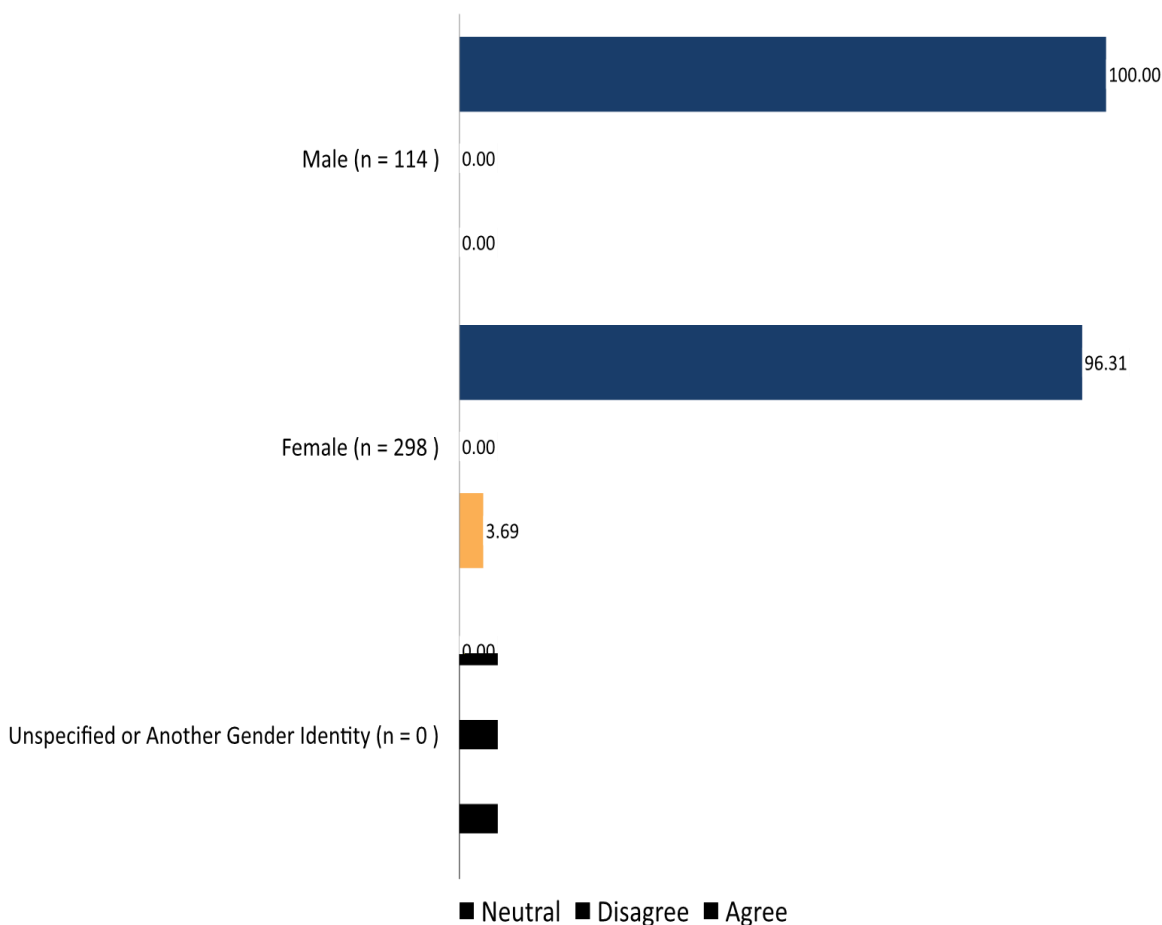
ELEMENT OF COMPARISON

Influence of gender on the perception of quality of service.

STVC NOK Q63: What is your gender?

STVC NOK Q41: The quality of service received from the state, tribal or territorial Veterans cemetery staff is excellent.

NEXT OF KIN



Note: The “Agree” figures shown above combine the “Strongly agree” and “Agree” response categories for this question; the “Disagree” scores combine the “Strongly disagree” and “Disagree” answer categories, while the “Neutral” scores shown represent the “Neither agree nor disagree” response category.

Appendix A: Respondent Characteristics: Next of Kin and Funeral Directors

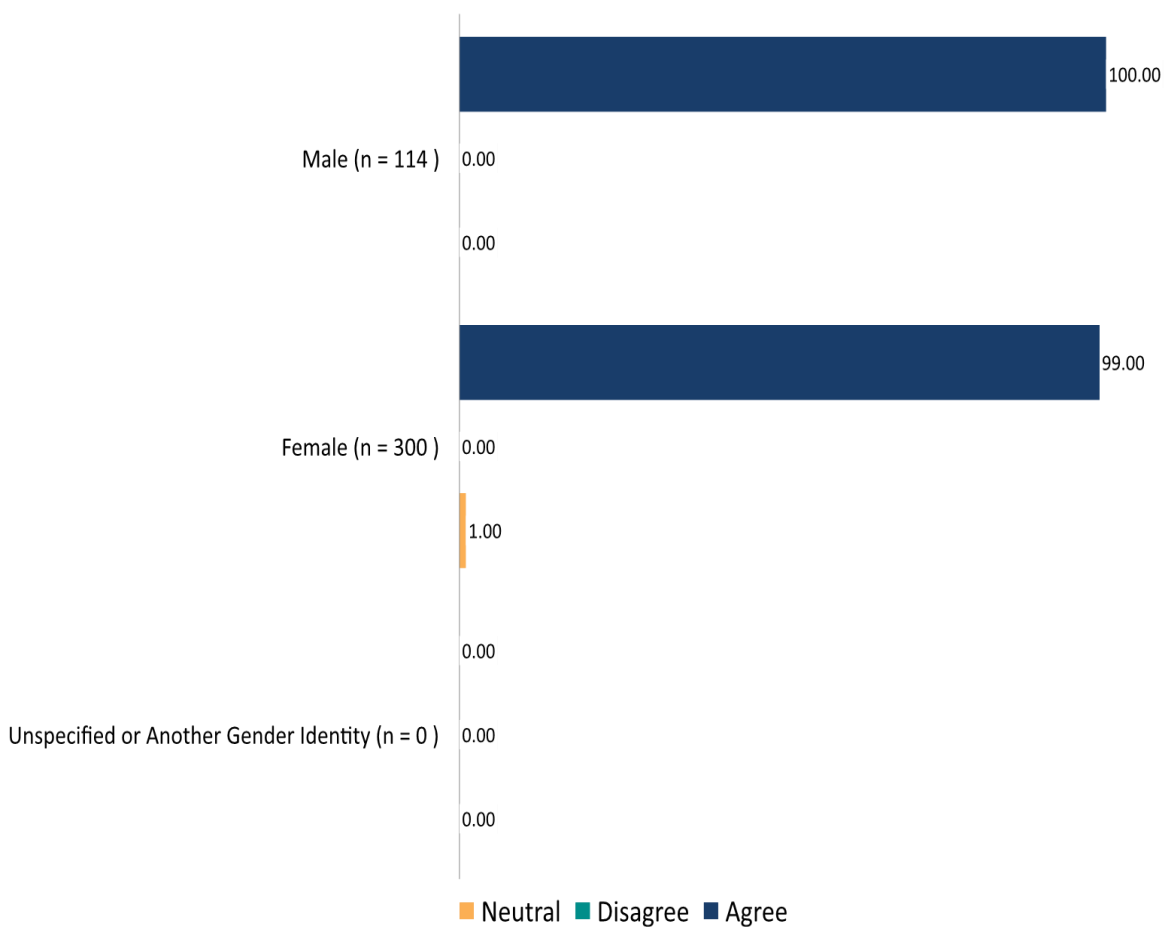
ELEMENT OF COMPARISON

Influence of gender on recommending the cemetery.

STVC NOK Q63: What is your gender?

STVC NOK Q49: I would recommend the state, tribal or territorial Veterans cemetery to Veteran families during their time of need.

NEXT OF KIN



Note: The "Agree" figures shown above combine the "Strongly agree" and "Agree" response categories for this question; the "Disagree" scores combine the "Strongly disagree" and "Disagree" answer categories, while the "Neutral" scores shown represent the "Neither agree nor disagree" response category.

Appendix A: Respondent Characteristics: Next of Kin and Funeral Directors

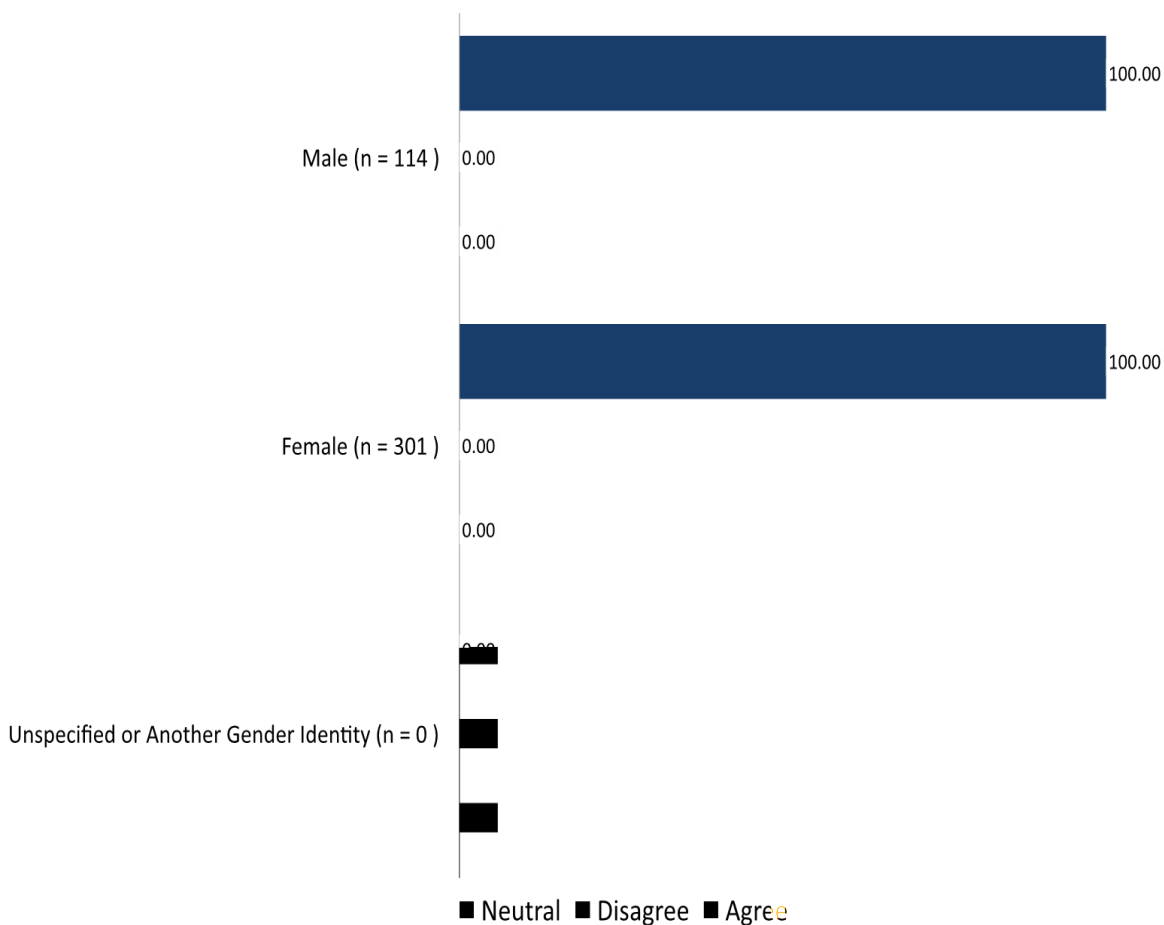
ELEMENT OF COMPARISON

Influence of gender on the perception of overall appearance of the cemetery.

STVC NOK Q63: What is your gender?

STVC NOK Q46: The overall appearance of the state, tribal or territorial Veterans cemetery is excellent.

NEXT OF KIN

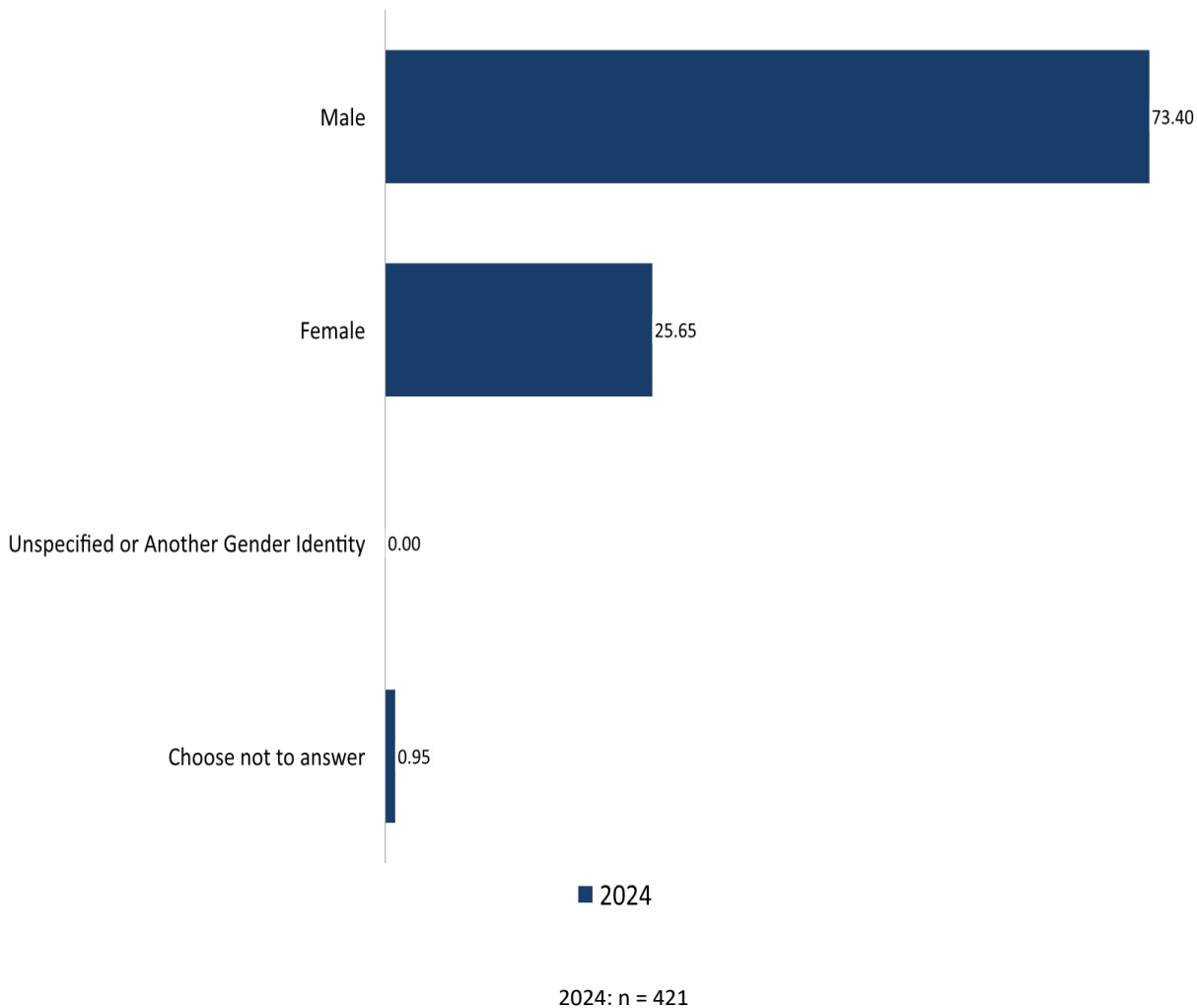


Note: The "Agree" figures shown above combine the "Strongly agree" and "Agree" response categories for this question; the "Disagree" scores combine the "Strongly disagree" and "Disagree" answer categories, while the "Neutral" scores shown represent the "Neither agree nor disagree" response category.

Appendix A: Respondent Characteristics: Next of Kin and Funeral Directors

STVC NOK Q64: Did your loved one describe themselves as.....?

NEXT OF KIN

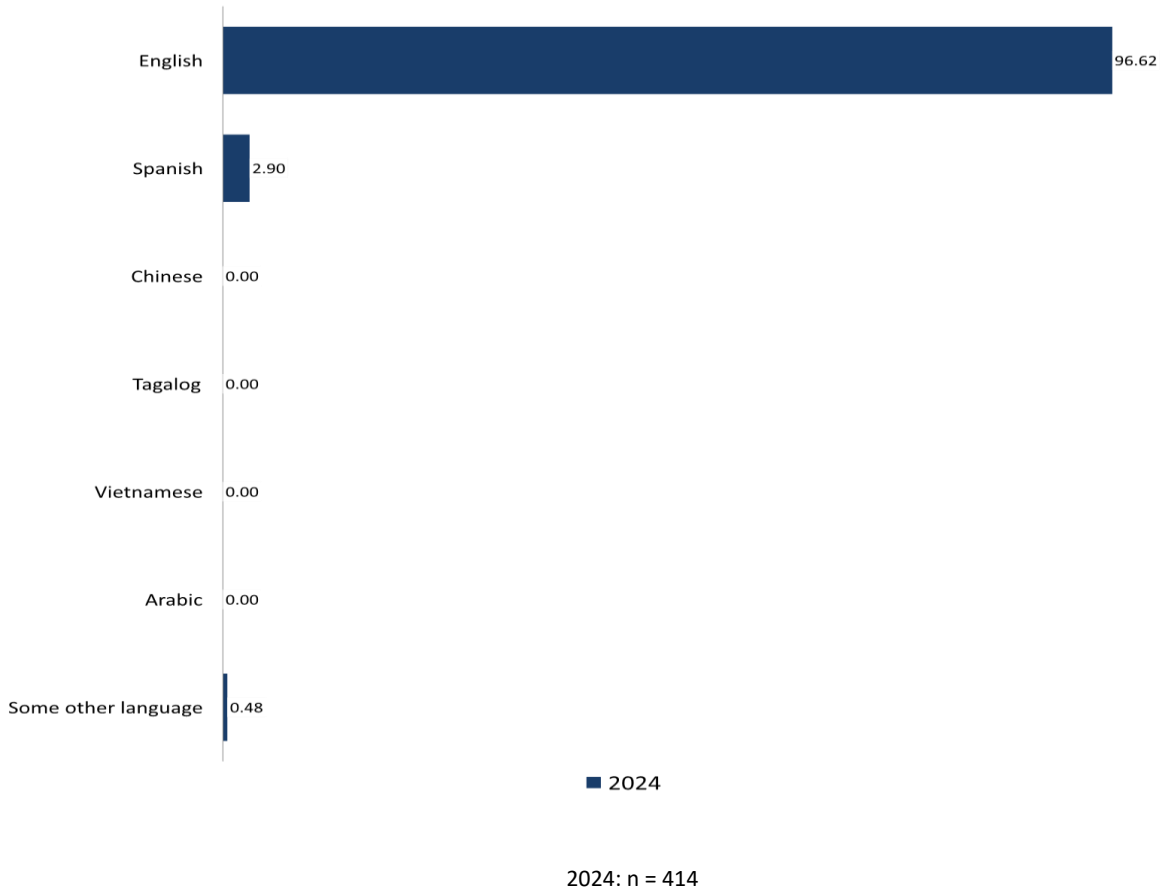


Note: STVC NOK Q64 was added as a new question to the 2024 State, Tribal or Territorial Veterans Cemeteries Next of Kin/Family Member Satisfaction Survey.

Appendix A: Respondent Characteristics: Next of Kin and Funeral Directors

STVC NOK Q65: What language do you mainly speak at home?

NEXT OF KIN

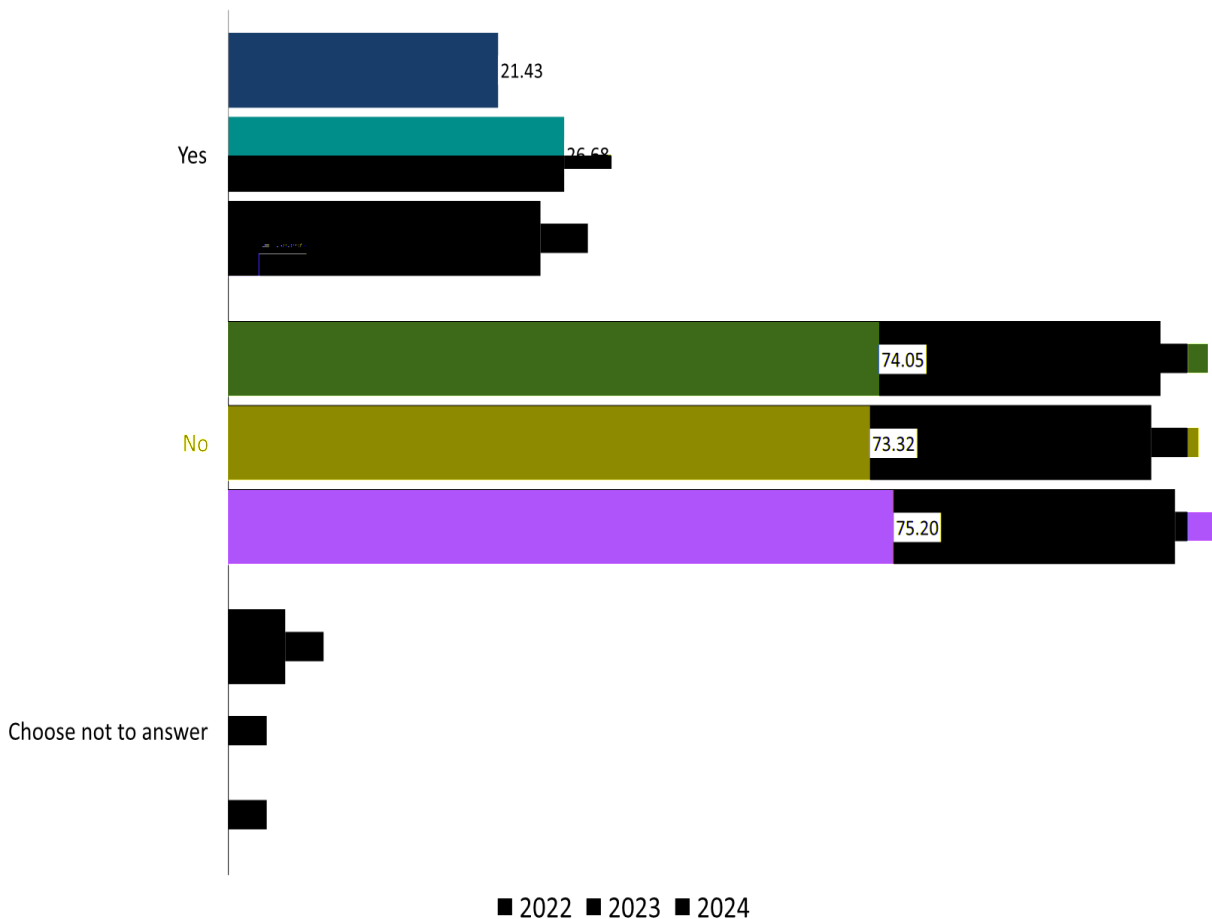


Note: STVC NOK Q65 was added as a new question to the 2024 State, Tribal or Territorial Veterans Cemeteries Next of Kin/Family Member Satisfaction Survey.

Appendix A: Respondent Characteristics: Next of Kin and Funeral Directors

STVC NOK Q67: Are you Hispanic or Latino?

NEXT OF KIN



2022: n = 512 2023: n = 476 2024: n = 420

Note: In 2024, the response option "Choose not to answer" was added.

Appendix A: Respondent Characteristics: Next of Kin and Funeral Directors

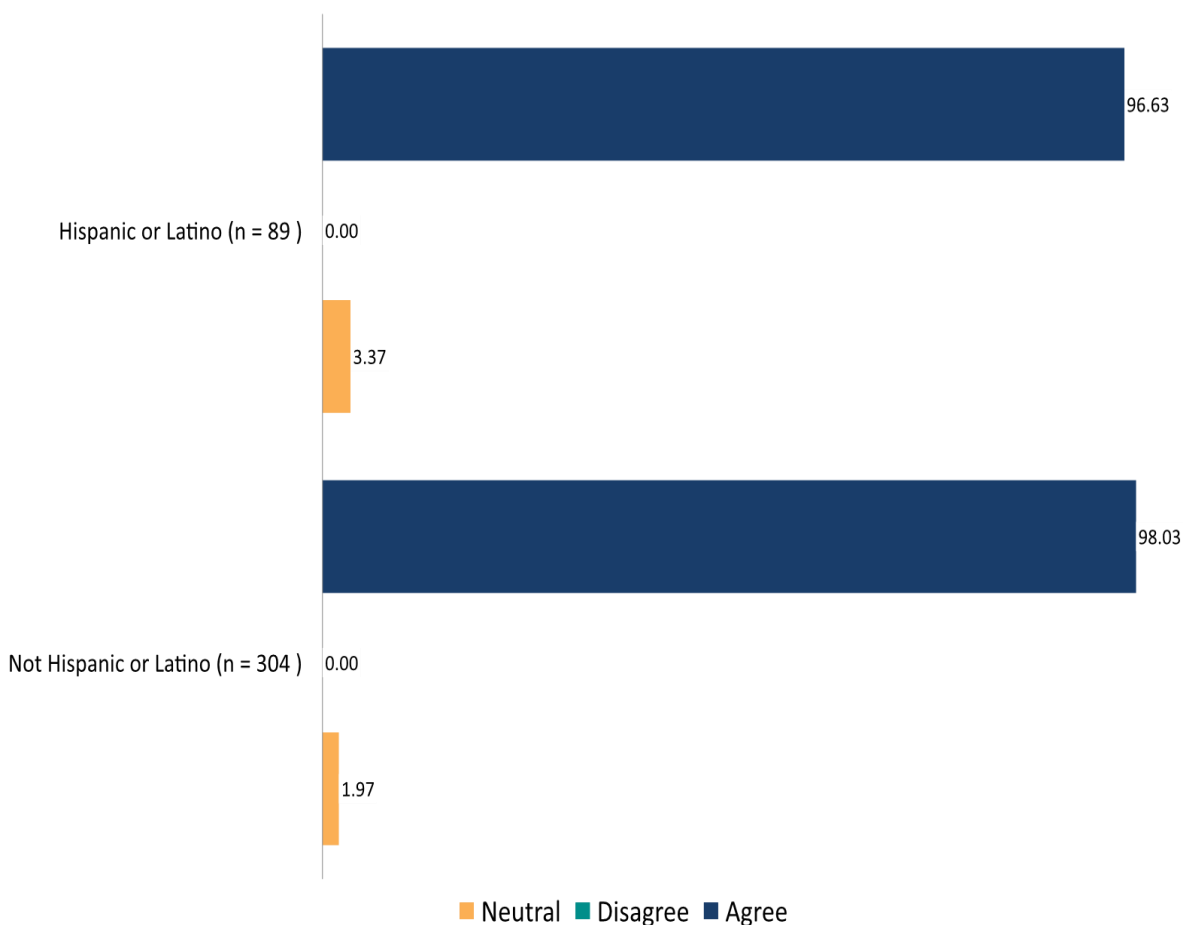
ELEMENT OF COMPARISON

Influence of ethnicity on the perception of quality of service.

STVC NOK Q67: Are you Hispanic or Latino?

STVC NOK Q41: The quality of service received from the state, tribal or territorial Veterans cemetery staff is excellent.

NEXT OF KIN



Note: The "Agree" figures shown above combine the "Strongly agree" and "Agree" response categories for this question; the "Disagree" scores combine the "Strongly disagree" and "Disagree" answer categories, while the "Neutral" scores shown represent the "Neither agree nor disagree" response category.

Appendix A: Respondent Characteristics: Next of Kin and Funeral Directors

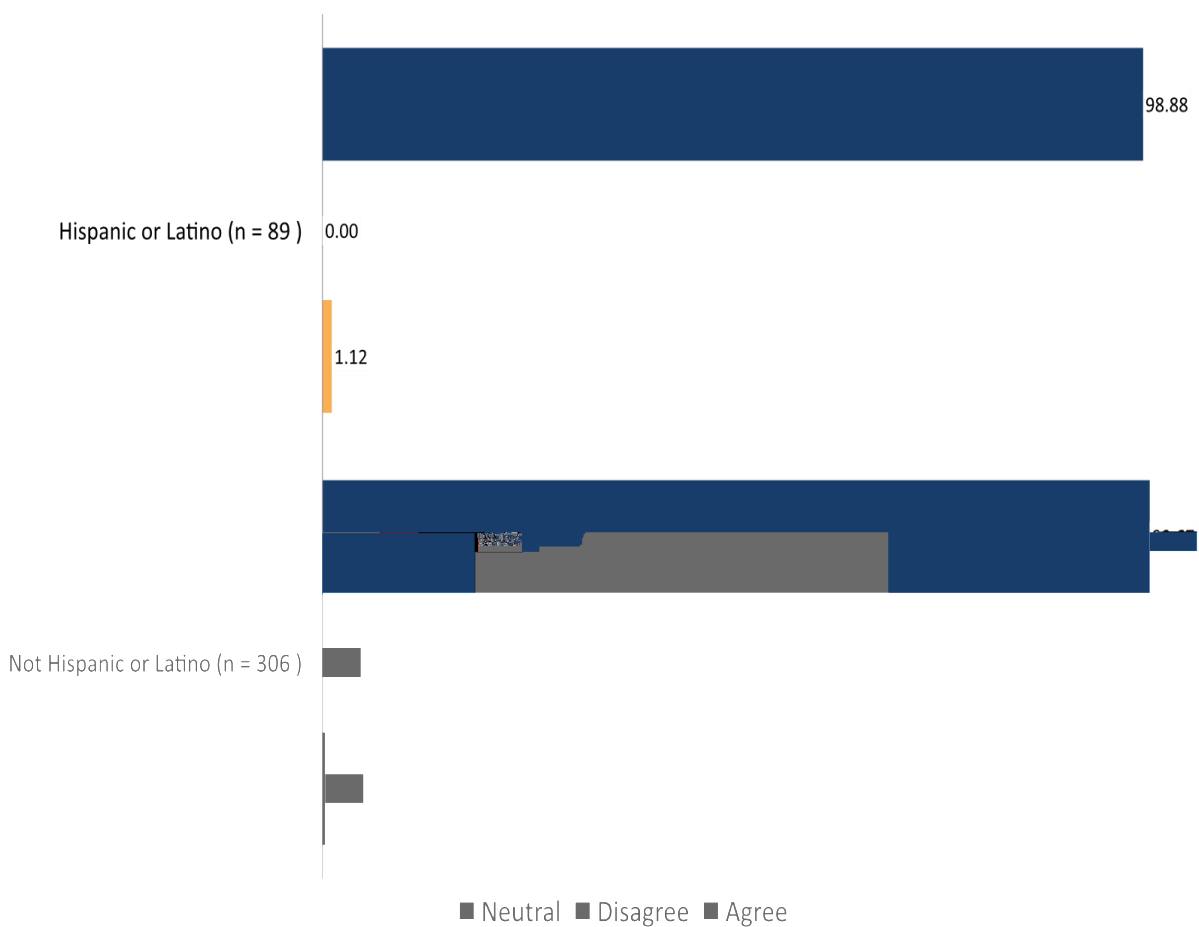
ELEMENT OF COMPARISON

Influence of ethnicity on recommending the cemetery.

STVC NOK Q67: Are you Hispanic or Latino?

STVC NOK Q49: I would recommend the state, tribal or territorial Veterans cemetery to Veteran families during their time of need.

NEXT OF KIN



Note: The “Agree” figures shown above combine the “Strongly agree” and “Agree” response categories for this question; the “Disagree” scores combine the “Strongly disagree” and “Disagree” answer categories, while the “Neutral” scores shown represent the “Neither agree nor disagree” response category.

Appendix A: Respondent Characteristics: Next of Kin and Funeral Directors

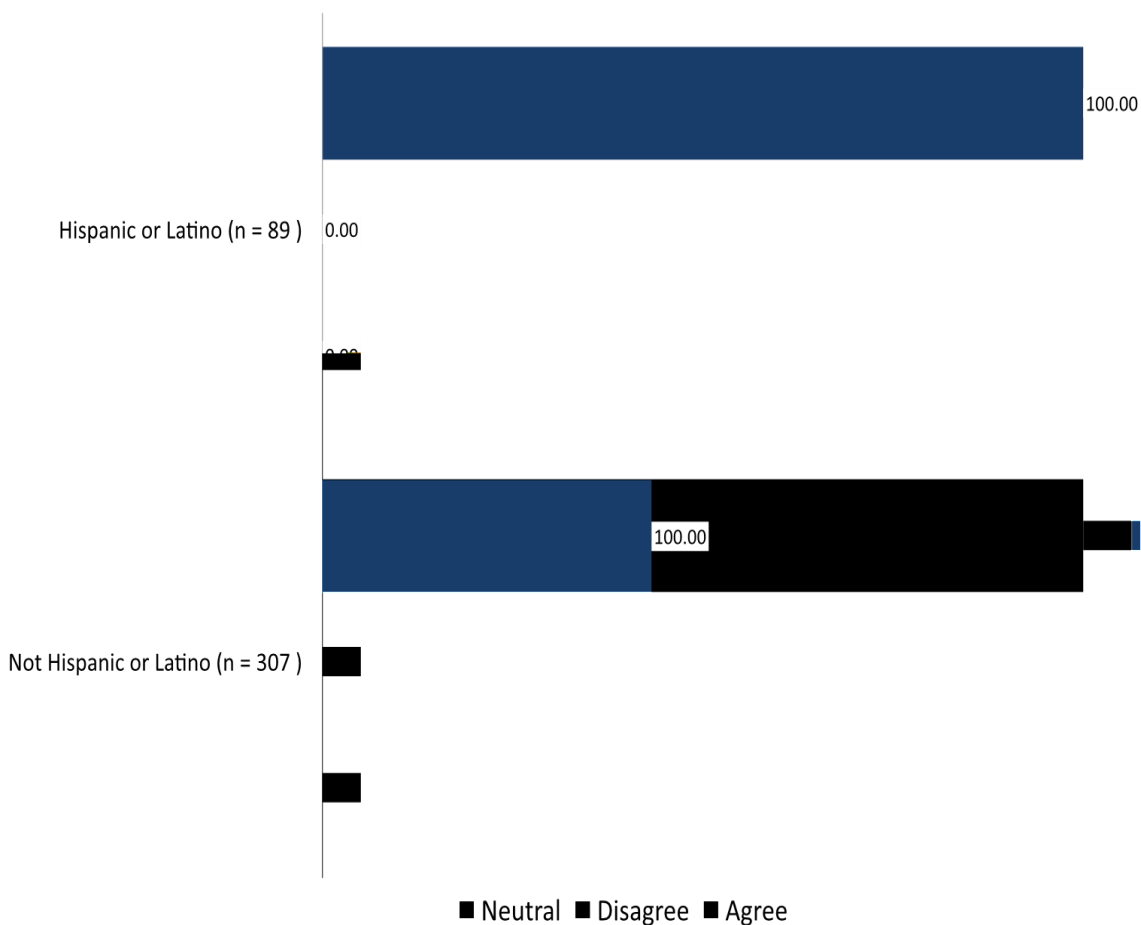
ELEMENT OF COMPARISON

Influence of ethnicity on the perception of overall appearance of the cemetery.

STVC NOK Q67: Are you Hispanic or Latino?

STVC NOK Q46: The overall appearance of the state, tribal or territorial Veterans cemetery is excellent.

NEXT OF KIN

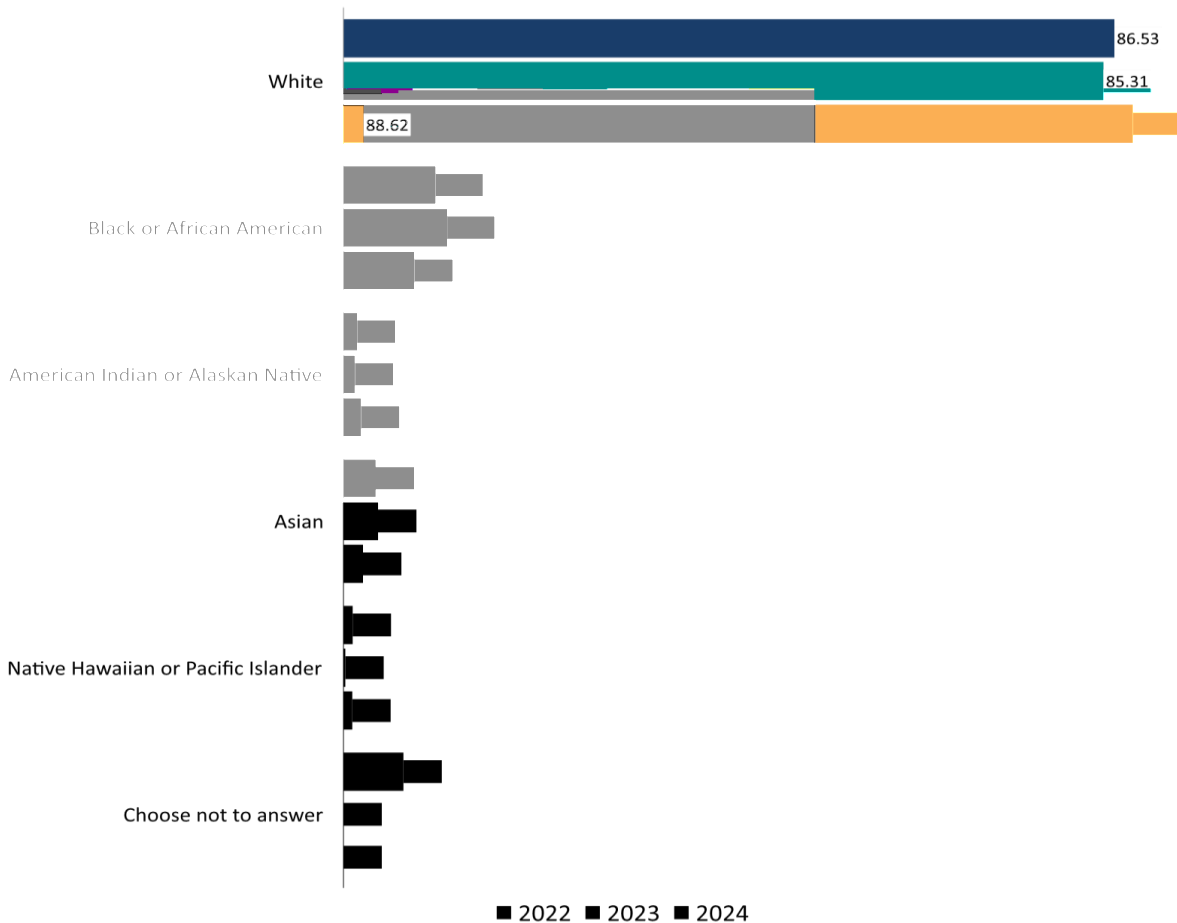


Note: The "Agree" figures shown above combine the "Strongly agree" and "Agree" response categories for this question; the "Disagree" scores combine the "Strongly disagree" and "Disagree" answer categories, while the "Neutral" scores shown represent the "Neither agree nor disagree" response category.

Appendix A: Respondent Characteristics: Next of Kin and Funeral Directors

STVC NOK Q68: Are you...? (Mark all that apply)

NEXT OF KIN



2022: n = 501 2023: n = 463 2024: n = 386

Note: Prior to 2024 the question wording was: What is your race? (Mark one or more).

Note: In 2024, the response option “Choose not to answer” was added.

Note: As respondents could select more than one response option, percentages may not sum to 100%.

Appendix A: Respondent Characteristics: Next of Kin and Funeral Directors

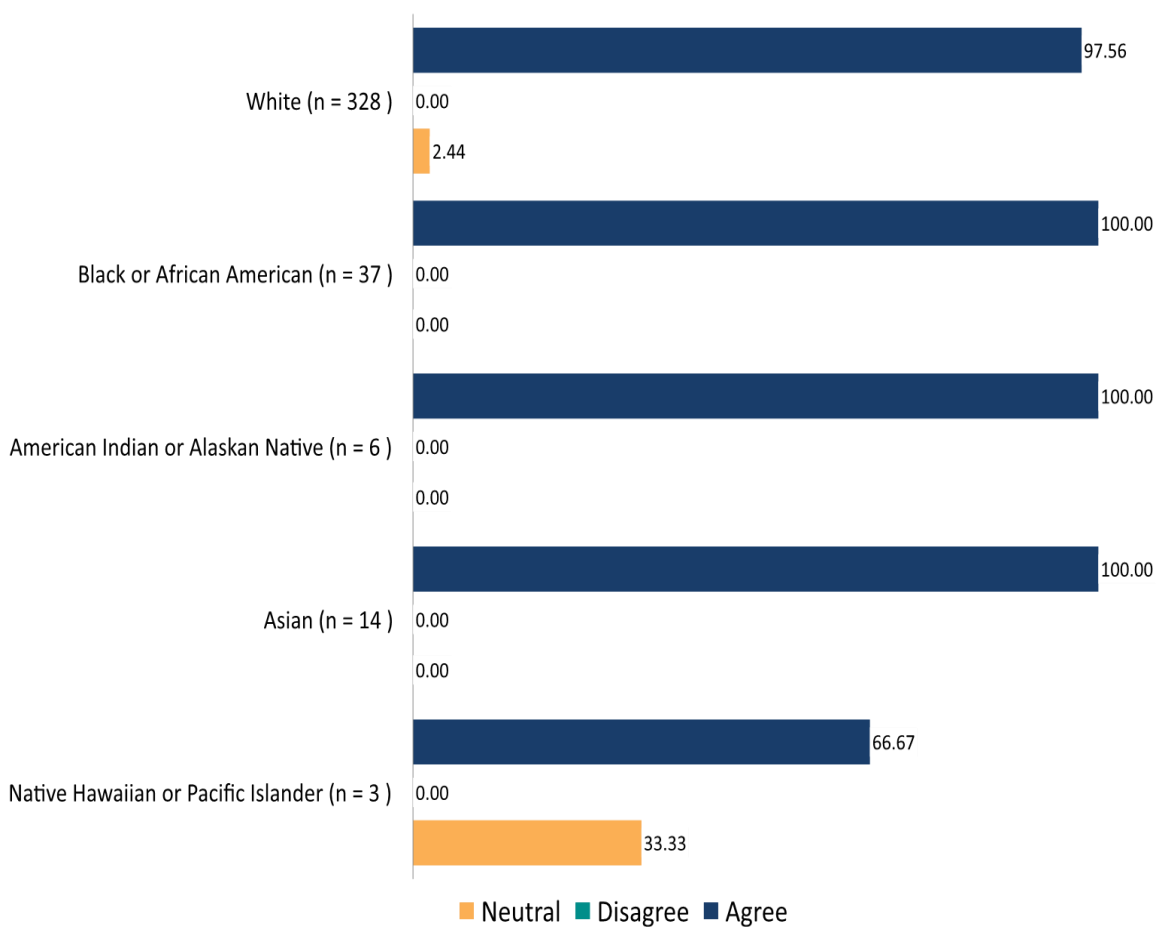
ELEMENT OF COMPARISON

Influence of race on the perception of quality of service.

STVC NOK Q68: Are you...? (Mark all that apply)

STVC NOK Q41: The quality of service received from the state, tribal or territorial Veterans cemetery staff is excellent.

NEXT OF KIN



Note: The “Agree” figures shown above combine the “Strongly agree” and “Agree” response categories for this question; the “Disagree” scores combine the “Strongly disagree” and “Disagree” answer categories, while the “Neutral” scores shown represent the “Neither agree nor disagree” response category.

Appendix A: Respondent Characteristics: Next of Kin and Funeral Directors

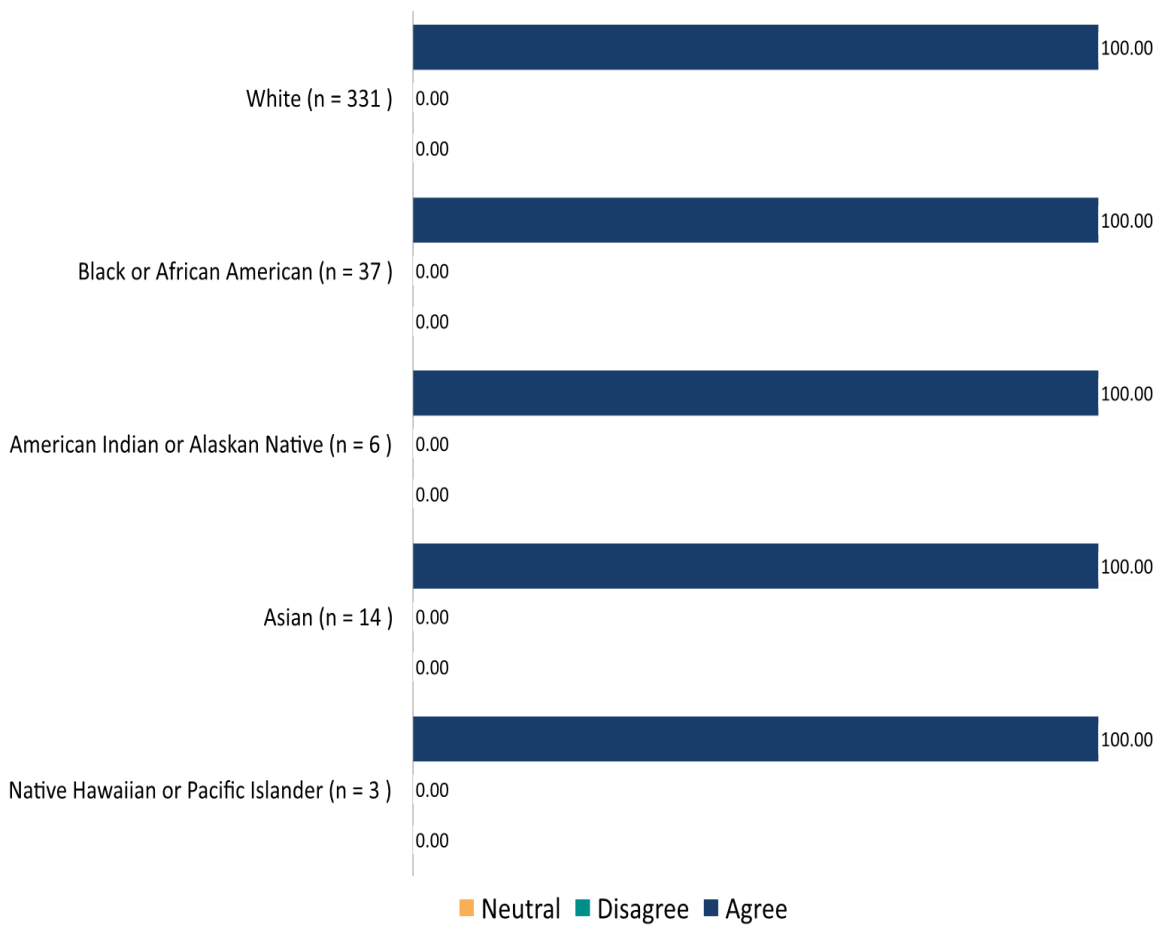
ELEMENT OF COMPARISON

Influence of race on the perception of overall appearance of the cemetery.

STVC NOK Q68: Are you...? *(Mark all that apply)*

STVC NOK Q46: The overall appearance of the state, tribal or territorial Veterans cemetery is excellent.

NEXT OF KIN



Note: The "Agree" figures shown above combine the "Strongly agree" and "Agree" response categories for this question; the "Disagree" scores combine the "Strongly disagree" and "Disagree" answer categories, while the "Neutral" scores shown represent the "Neither agree nor disagree" response category.

Appendix A: Respondent Characteristics: Next of Kin and Funeral Directors

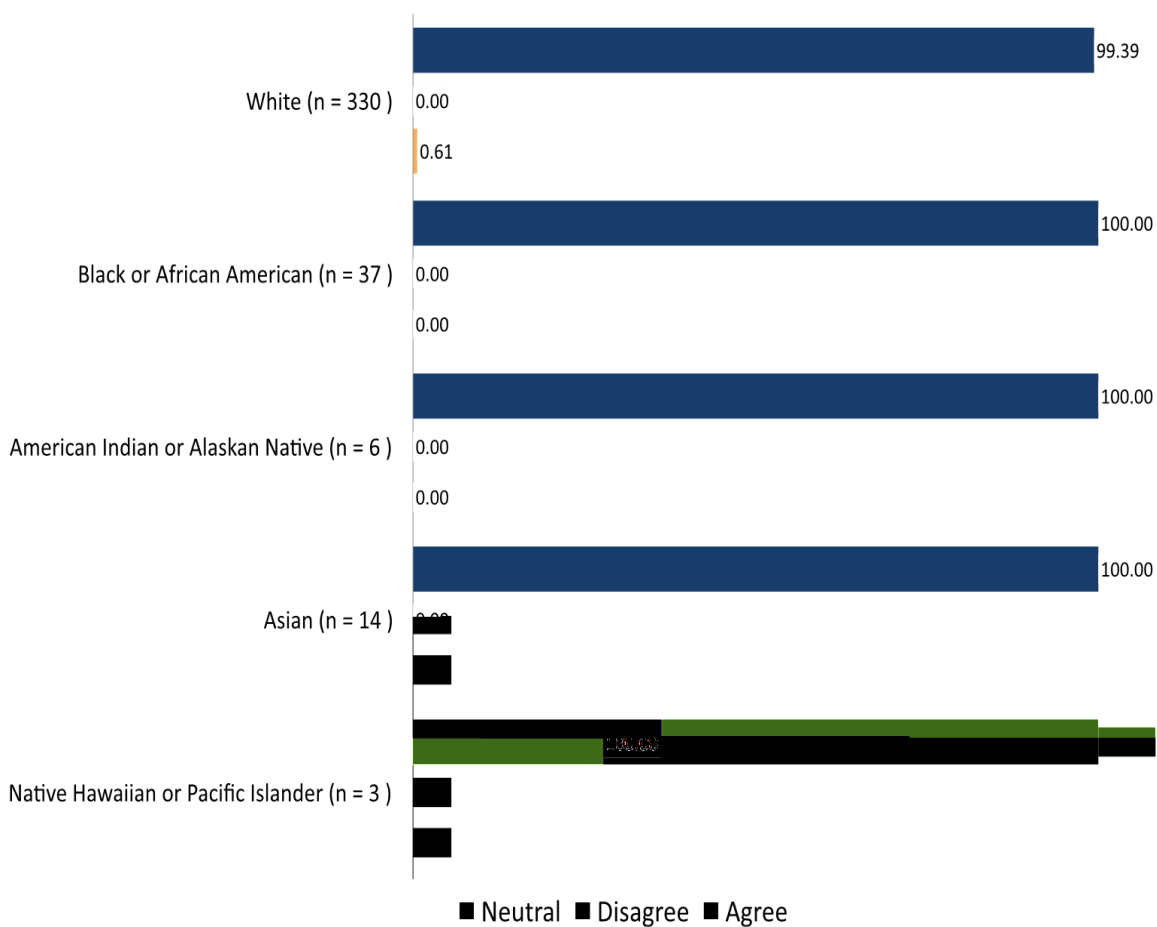
ELEMENT OF COMPARISON

Influence of race on recommending the cemetery.

STVC NOK Q68: Are you...? (Mark all that apply)

STVC NOK Q49: I would recommend the state, tribal or territorial Veterans cemetery to Veteran families during their time of need.

NEXT OF KIN



Note: The “Agree” figures shown above combine the “Strongly agree” and “Agree” response categories for this question; the “Disagree” scores combine the “Strongly disagree” and “Disagree” answer categories, while the “Neutral” scores shown represent the “Neither agree nor disagree” response category.

Appendix A: Respondent Characteristics: Next of Kin and Funeral Directors

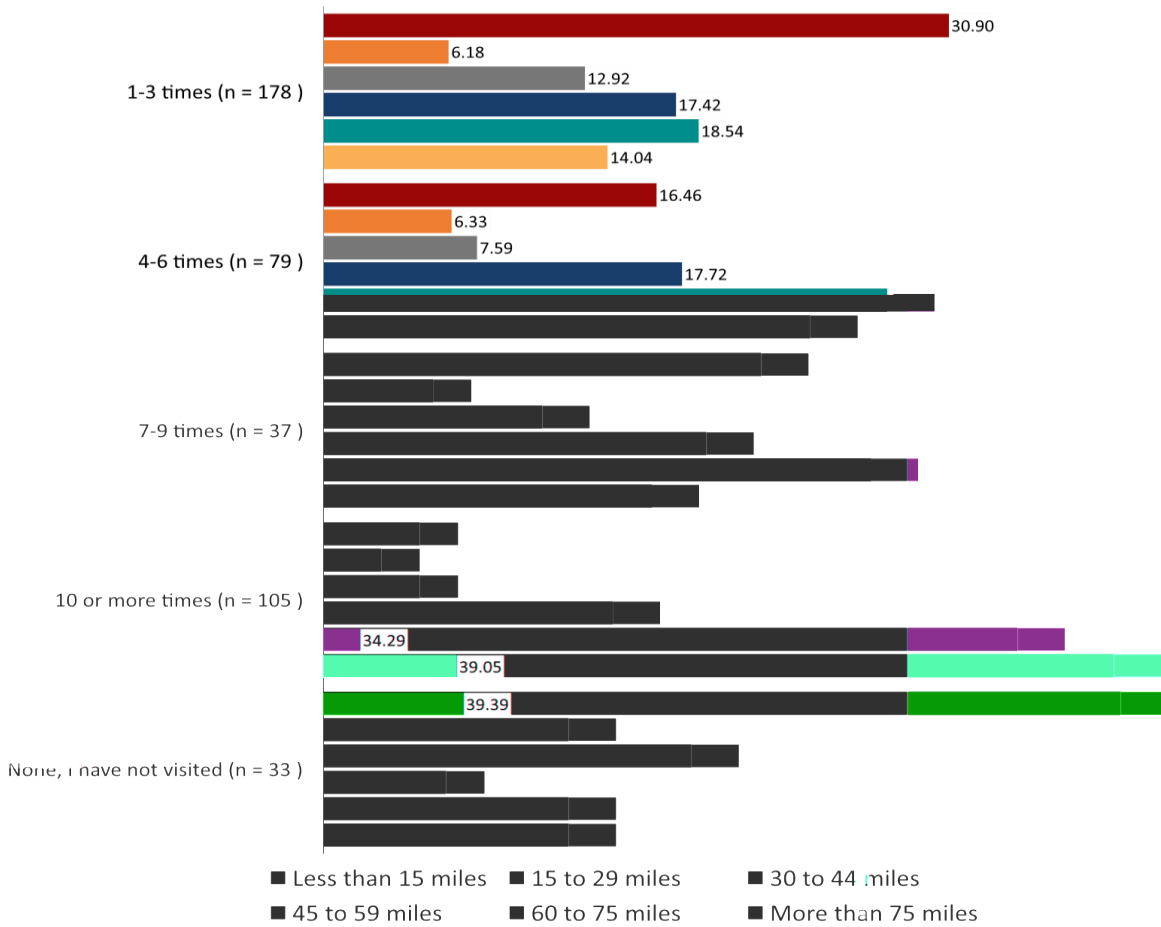
ELEMENT OF COMPARISON

Number of times you have visited the state, tribal or territorial Veterans cemetery by the distance to cemetery.

STVC NOK Q17: How many times have you visited the cemetery where your loved one was interred?

STVC NOK Q18: How far do you reside from the cemetery?

NEXT OF KIN



ELEMENT OF COMPARISON

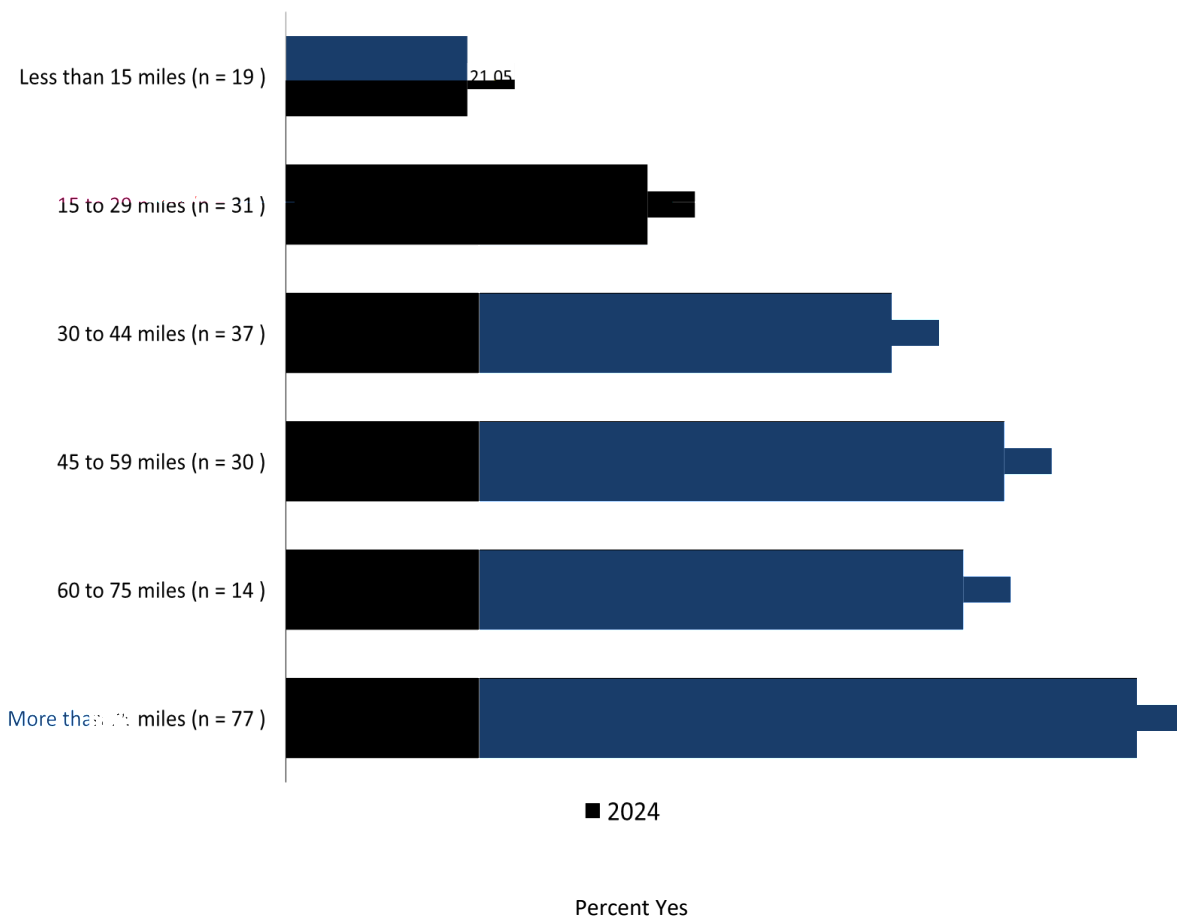
Factors influencing visiting by the distance to cemetery.

STVC NOK Q18: How far do you reside from the cemetery?

STVC NOK Q19a: Do any of the following factors limit the number of times you visit the state, tribal or territorial Veterans cemetery where your loved one is interred? *(Mark all that apply)*

■ **Distance to the Cemetery**

NEXT OF KIN



ELEMENT OF COMPARISON

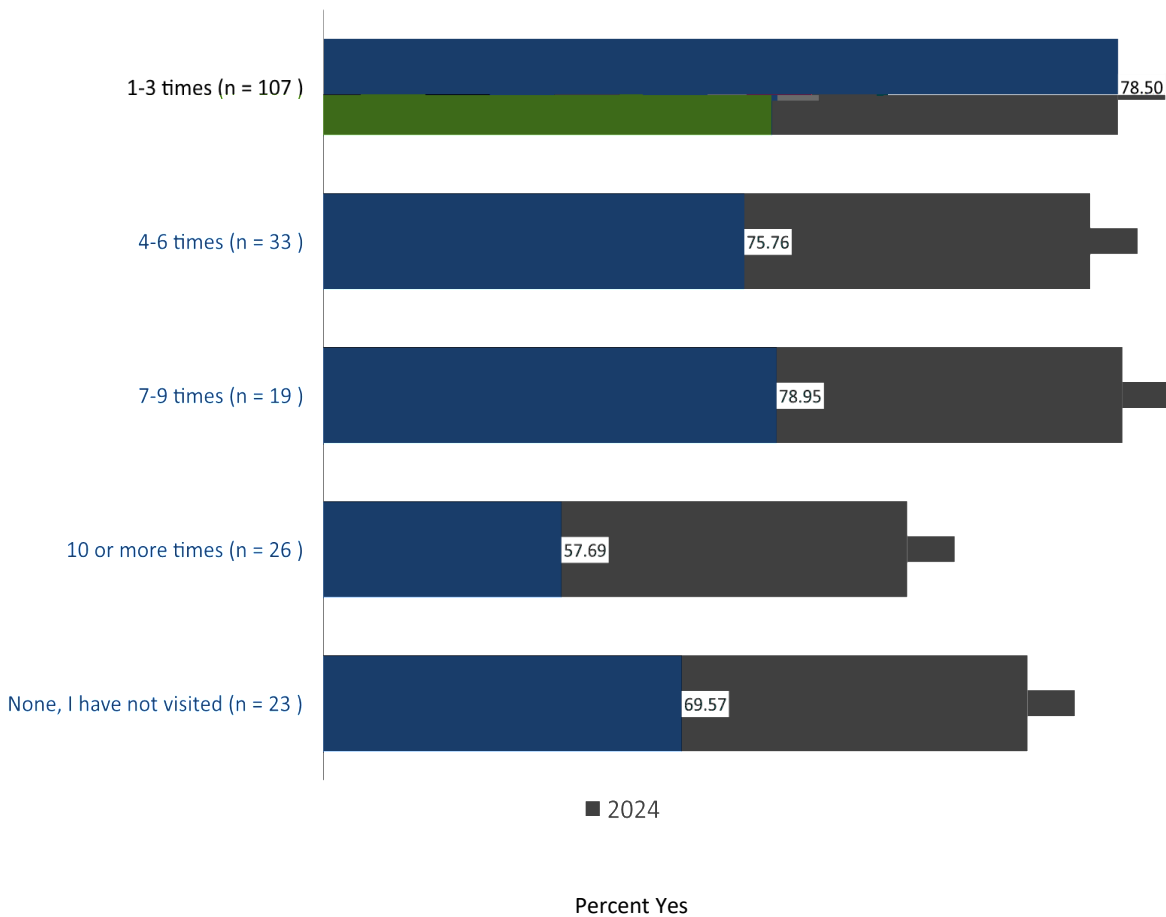
Factors influencing visiting by number of times visiting the cemetery.

STVC NOK Q17: How many times have you visited the cemetery where your loved one was interred?

STVC NOK Q19a: Do any of the following factors limit the number of times you visit the state, tribal or territorial Veterans cemetery where your loved one is interred? *(Mark all that apply)*

■ **Distance to the Cemetery**

NEXT OF KIN



Appendix A: Respondent Characteristics: Next of Kin and Funeral Directors

ELEMENT OF COMPARISON

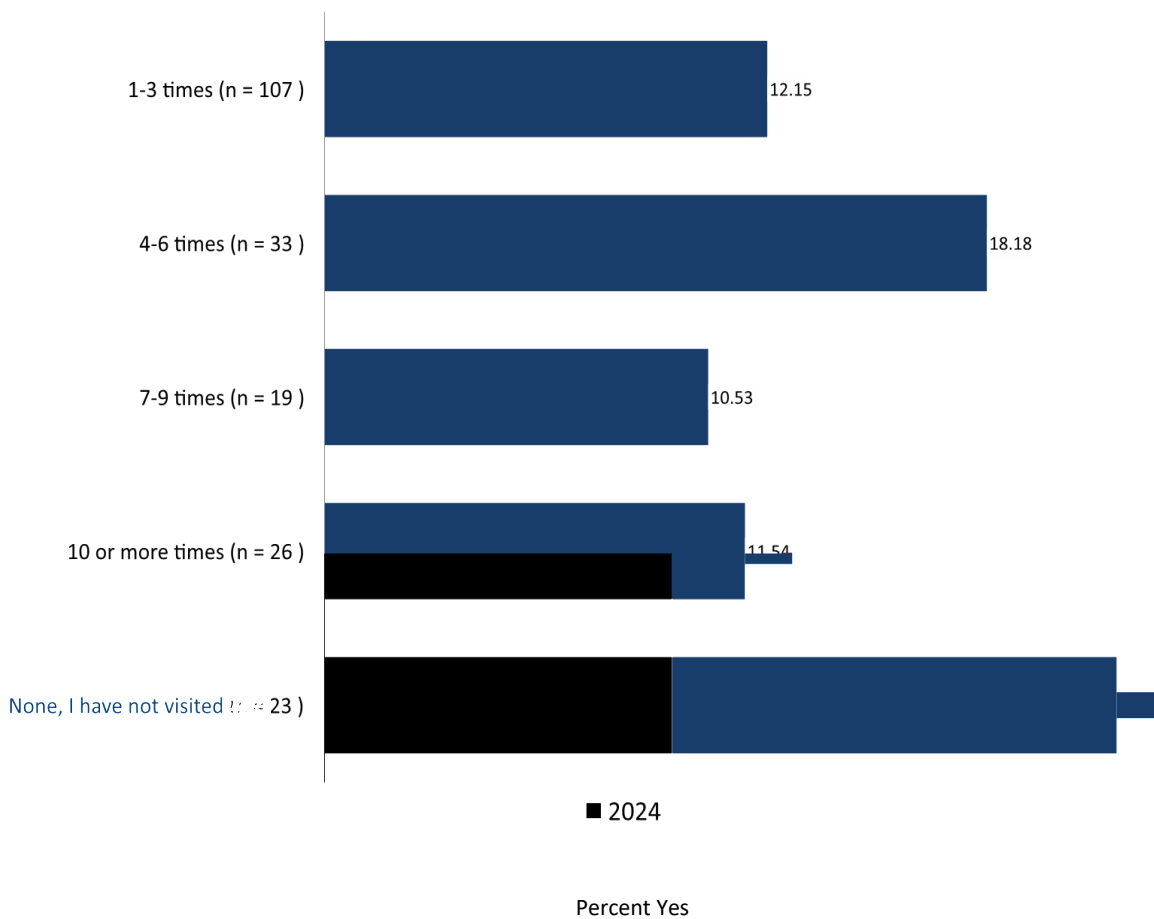
Factors influencing visiting by number of times visiting the cemetery.

STVC NOK Q17: How many times have you visited the cemetery where your loved one was interred?

STVC NOK Q19b: Do any of the following factors limit the number of times you visit the state, tribal or territorial Veterans cemetery where your loved one is interred? *(Mark all that apply)*

■ Access to transportation

NEXT OF KIN



ELEMENT OF COMPARISON

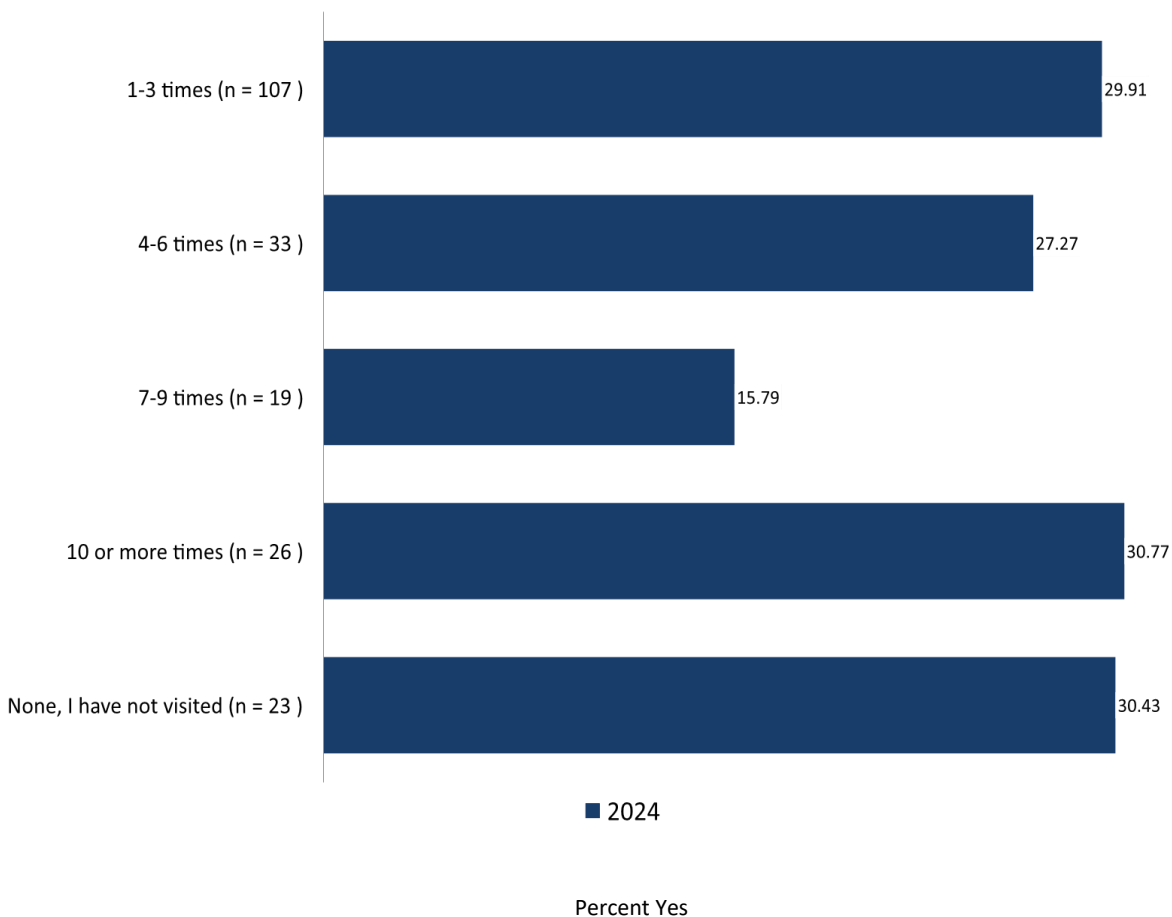
Factors influencing visiting by number of times visiting the cemetery.

STVC NOK Q17: How many times have you visited the cemetery where your loved one was interred?

STVC NOK Q19c: Do any of the following factors limit the number of times you visit the state, tribal or territorial Veterans cemetery where your loved one is interred? *(Mark all that apply)*

■ Health status

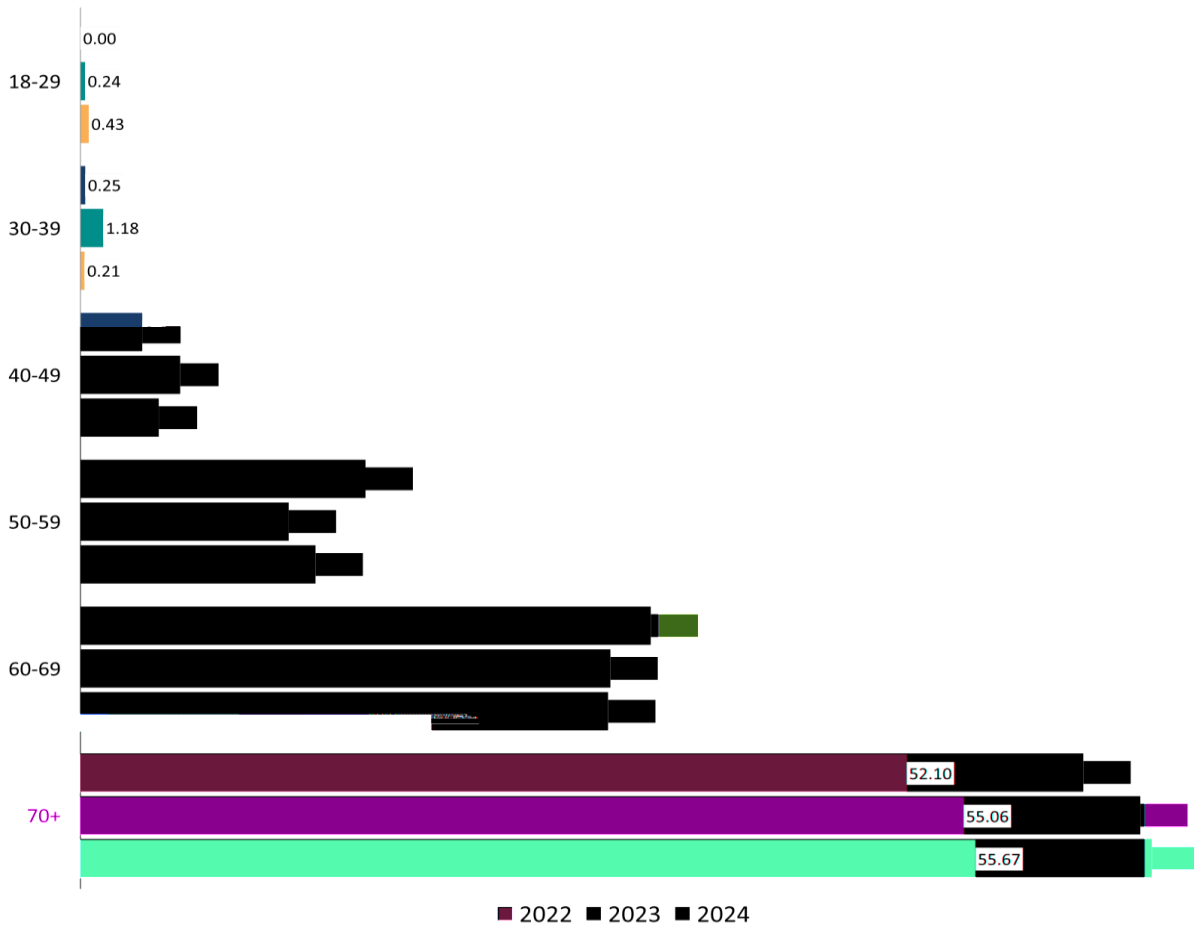
NEXT OF KIN



Appendix A: Respondent Characteristics: Next of Kin and Funeral Directors

STVC NOK Q66: In what year were you born? (Age group)

NEXT OF KIN

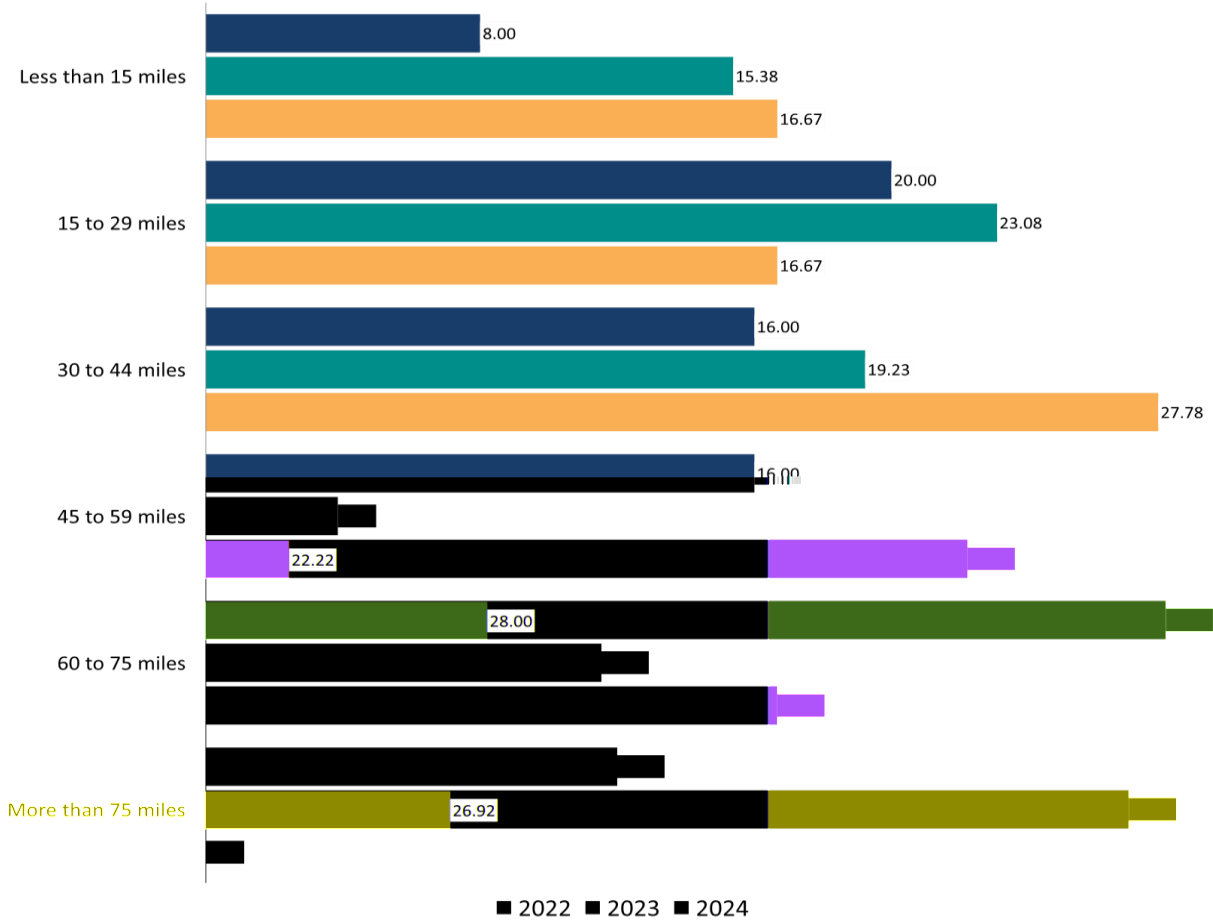


2022: n = 467 2023: n = 425 2024: n = 405

Appendix A: Respondent Characteristics: Next of Kin and Funeral Directors

STVC FD Q2: How far is your funeral home from the state, tribal or territorial Veterans cemetery with which you most frequently did business?

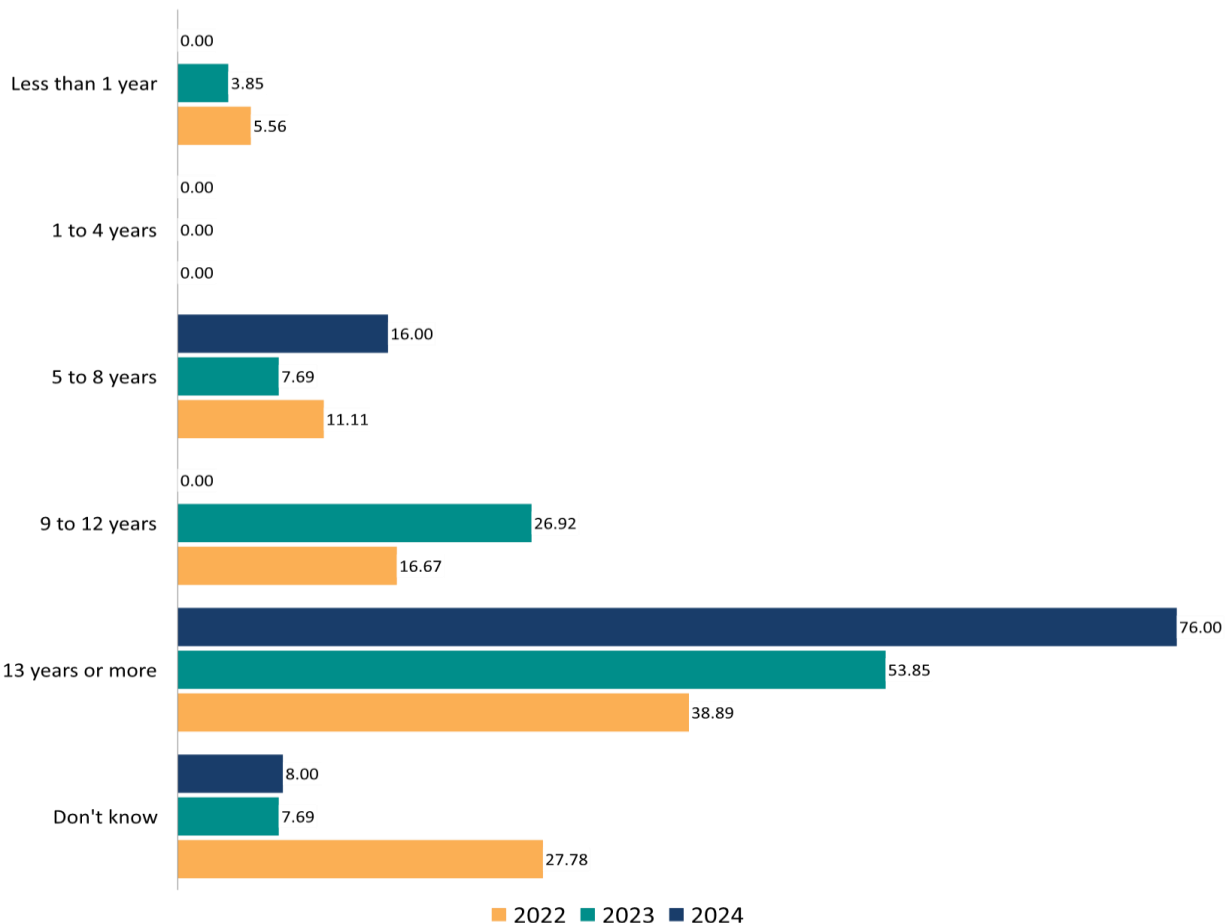
FUNERAL DIRECTORS



2022: n = 18 2023: n = 26 2024: n = 25

STVC FD Q3: How long has your funeral home worked with the state, tribal or territorial Veterans cemetery?

FUNERAL DIRECTORS

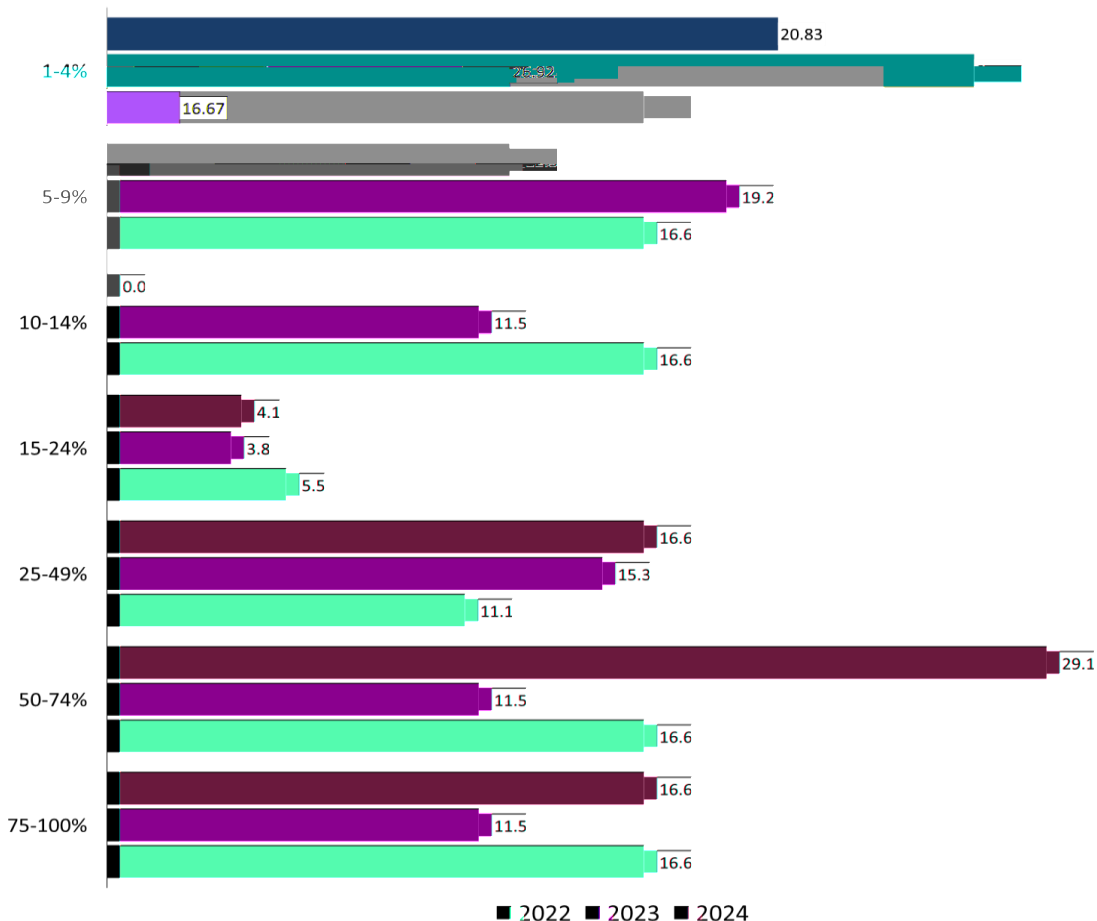


2022: n = 18 2023: n = 26 2024: n = 25

Appendix A: Respondent Characteristics: Next of Kin and Funeral Directors

STVC FD Q4: Of the eligible Veteran families you serve, approximately what percent choose burial in the state, tribal or territorial Veterans cemetery?

FUNERAL DIRECTORS

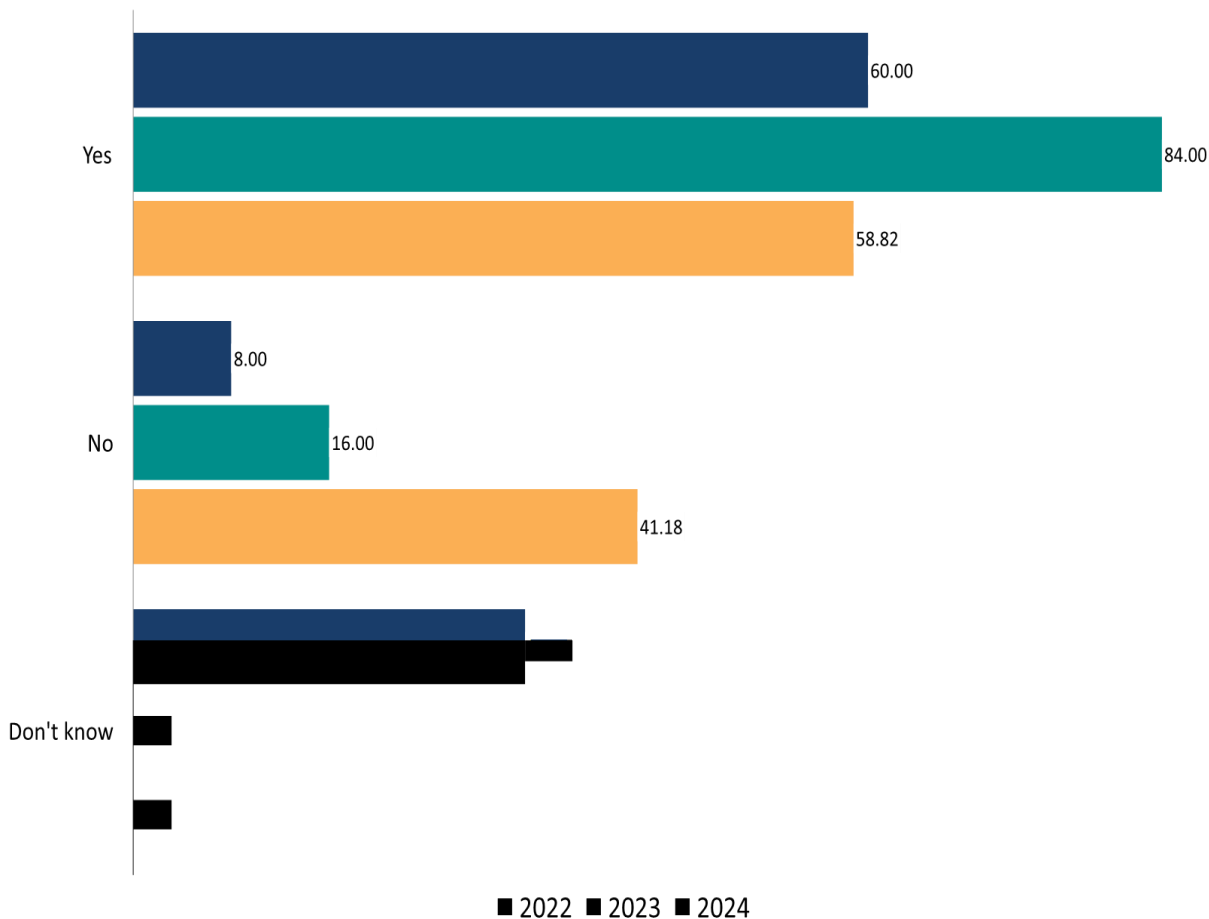


2022: n = 18 2023: n = 26 2024: n = 24

Appendix A: Respondent Characteristics: Next of Kin and Funeral Directors

STVC FD Q22: Are you aware of any state, tribal or territorial Veterans cemetery information resources on military honors?

FUNERAL DIRECTORS



2022: n = 17 2023: n = 25 2024: n = 25

Note: In 2024 the response option "Don't know" was added.

Appendix B: Methodology and Survey Instruments

SECTION DESCRIPTION

- Presented within this appendix is a description of the methodology used to develop and administer the 2024 State, Tribal or Territorial Veterans Cemeteries Next of Kin/Family Member Satisfaction Survey and the 2024 Funeral Director Satisfaction Survey.
- Details about the survey development, the sampling procedure, and the mailing protocol are included.
- A summary of the types and number of calls received to the survey help line and email address established to respond to survey respondents' questions or concerns about the survey is included.
- Finally, the 2024 State, Tribal or Territorial Veterans Cemeteries Next of Kin/Family Member Satisfaction Survey and the 2024 Funeral Director Satisfaction Survey are included as well for reference.

Project Background

To better assess satisfaction with services provided by state, tribal or territorial Veteran cemeteries and to measure process performance, the National Cemetery Administration (NCA) Office of Finance and Planning contracted with Vistra, a communications strategy and professional solutions firm, to conduct the 2024 Survey of Satisfaction with State, Tribal or Territorial Veteran Cemeteries. The 2024 survey represents the eleventh national administration of this satisfaction survey and the eleventh time a web survey option was offered to respondents.

Data for this 2024 survey were collected from next of kin and funeral directors in two fielding periods:

2024 Survey Fielding Schedule			
Cohort	Survey Fielding	NOK/FD	Interment Population
Cohort 1	2/22/24 – 6/17/24	NOK (English)	1/1/23 – 6/30/23
		FD (English)	1/1/23 – 12/31/23
Cohort 2	3/29/24 – 6/17/24	NOK (English)	7/1/23 – 12/31/23
		NOK & FD (Spanish)	1/1/23 – 12/31/23

Mailing data was extracted from NCA’s Automated Monument Application System (AMAS) database and the Burial Operations Support System (BOSS) for records with interment dates from January 1, 2023 to December 31, 2023.

Surveys were mailed to 19,010 next of kin who had interred a loved one at a state, tribal or territorial Veteran cemetery. The survey was also mailed to 12,280 funeral directors who worked with VA national cemeteries, private cemeteries, and state, tribal or territorial Veterans cemeteries for the interment of a Veteran or eligible family member during the same designated time period.

This appendix presents the detailed methodology used to conduct and administer the surveys, as well as the 2024 survey instruments used for the study. It is presented in the following sections:

- Survey Development
- Sampling
- Mailing Protocol and Schedule
- Survey Help Line
- 2024 Survey Instruments

Survey Development

The survey instrument used for the 2024 survey administration was developed from the 2023 survey instrument. Several modifications were made to the 2023 survey instruments to develop the 2024 versions. These modifications are summarized below. The question numbers in the list below refer to the numbers in the 2024 questionnaires.

The final 2024 questionnaires included a total of 72 questions for next of kin, and 48 questions for funeral directors.

2024 State, Tribal or Territorial Veterans Cemeteries Next of Kin/Family Member Satisfaction Survey

The survey instrument revisions were as follows:

- Throughout the survey “State or Tribal Veterans Cemetery” was updated to “State, Tribal or Territorial Veterans Cemetery.”
- Section headers were added throughout the survey:
 - Before question 1: Choosing a State, Tribal or Territorial Veterans Cemetery / Cemetery Support and Interaction / NCA Videos
 - Before question 23: Headstones, Markers or Columbarium Niche Covers
 - Before question 28: The Presidential Memorial Certificate, the Veterans Legacy Memorial and the NCA Pre-Need Eligibility Registration Process
- The following questions and text were added to the survey:
 - Q1. Why did you choose to inter your loved one in a state, tribal or territorial Veterans cemetery? (Mark all that apply)
 - My loved one wanted to be interred in a state, tribal or territorial Veterans cemetery
 - My loved one wanted to be close to other relatives or friends already buried in the cemetery
 - The cemetery location will make it easy to visit my loved one’s gravesite
 - It was a more affordable burial option
 - The cemetery’s reputation in the local Veteran Community
 - It was recommended by a VA outreach officer and/or at a VA outreach event
 - It was recommended by the funeral director
 - It was recommended by someone I trust (e.g. friend, relative, Veterans Service Officer, etc.)
 - Other (specify):
 - Q5. Did the funeral director provide information about burial and memorial benefits available for Veterans? (Mark all that apply)
 - Not applicable: Funeral Director not used
 - Funeral Director provided information about VA burial benefits for Veterans
 - Funeral Director provided information about VA memorial benefits for Veterans
 - No, the Funeral Director did not provide information about either VA burial or memorial benefits.

Appendix B: Methodology and Survey Instruments

- Q6. Was a committal service held at the state, tribal or territorial Veterans cemetery for your loved one?
 - Yes, and I was involved in planning it
 - Yes, but I was not involved in planning it -> GO TO QUESTION #14
 - No, the committal service was not held -> GO TO QUESTION #17
 - Don't know/Can't recall -> GO TO QUESTION #17

- Q7. How satisfied were you with the available dates and times offered for the scheduling of your committal service?
 - Very satisfied
 - Somewhat satisfied
 - Neither satisfied nor dissatisfied
 - Somewhat dissatisfied
 - Very dissatisfied

- Q22. Please add any comments regarding information about the process or support you received from the state, tribal or territorial Veterans cemetery you would like to share with NCA.

- Q31. Are you aware of the Veterans Legacy Memorial (VLM) web site www.va.gov/remember?
 - Yes, and I have visited the site
 - Yes, but I have not visited the site -> GO TO QUESTION #34
 - No. This is the first I have heard of it -> GO TO QUESTION #34

- Q32. How easy was the VLM site to navigate?
 - Very easy
 - Easy
 - Neither easy nor difficult
 - Difficult
 - Very difficult

- Q33. Have you added content to a Veteran page on the VLM site? (Mark all that apply)
 - Yes
 - No. The content submission process was too difficult
 - No. I'm not comfortable sharing content on a Veteran's page
 - Other (specify):

- Q34. Are you aware of the NCA Pre-Need Eligibility Process?
 - Yes
 - No

- Q35. How did you become aware of the Pre-Need opportunity? (Mark all that apply)
 - Family member/friends
 - Funeral home
 - Military discharge related materials
 - Other Veteran/Active-duty member
 - Pre-Need Burial Eligibility Determination
 - Veterans Service Organization

Appendix B: Methodology and Survey Instruments

- VA/NCA pamphlet, newsletter, brochure
 - VA/NCA website
 - Other VA organization
 - Professional/military association meetings
 - Local news
 - VA/NCA social media (Facebook or X, formerly known as Twitter)
 - Other (specify):
- Q36. Have you applied for Pre-Need Eligibility?
 - Yes
 - No
 - Q37. Were you satisfied with the length of time it took to receive a certificate of eligibility?
 - Yes
 - No
 - Have not received yet
 - Q38. Do you have any additional comments on the headstone, marker or niche cover, the Presidential Memorial Certificate, the Veterans Legacy Memorial or the NCA Pre-Need Eligibility process?
 - Q59. Are you aware of the PACT Act (The Sergeant First Class Heath Robinson Honoring our Promise to Address Comprehensive Toxics Act) and the expanded eligibility of VA health care for Veterans with toxic exposure?
 - Yes
 - No
 - Don't know what this is
 - The following statement was added before question 60:
Demographics Disclaimer Statement: Although responding to the following question(s) is voluntary, VA strongly encourages you to provide as much data and information as possible. Your responses will not be connected to you as an individual. These responses will help improve customer experience, approved research, and the quality of care and services for all Veterans. They will not be used to update your customer profile or other demographics found in any of your VA records. VA follows strict security and privacy practices and adheres to VA's data ethics standards to keep secure.
 - Q60. Was your loved one your.....
 - Spouse
 - Partner
 - Parent
 - Child
 - Other relative
 - Not a relative
 - Q61. Are you a Veteran married/partnered to a Veteran?
 - Yes
 - No

Appendix B: Methodology and Survey Instruments

- The following statement was added before question 62:
Please note: Veterans who are married to Veterans are entitled to individual gravesite and headstone/marker/medallion benefits. Visit www.va.gov/burials-memorials/eligibility/ for more information.

- Q62. Are you a Veteran?
 - Yes
 - No

- Q64. Did your loved one describe themselves as.....?
 - Male
 - Female
 - Unspecified or Another Gender Identity
 - Choose not to answer

- Q65. What language do you mainly speak at home?
 - English
 - Spanish
 - Chinese
 - Tagalog
 - Vietnamese
 - Arabic
 - Some other language (specify):

- Q70. Have you or your loved one used any other VA Benefits? (Mark all that apply)
 - Bereavement Counseling
 - Dependency and Indemnity Compensation (DIC)
 - Housebound Allowance
 - Aid and Attendance
 - VA Life Insurance
 - Pension
 - Education benefits
 - Other (specify):
 - Have not used other VA benefits

- Q72. Are you willing to participate in a Focus Group discussion?
 - No
 - Yes -> If you are interested in participating in a focus group discussion to assist the National Cemetery Administration with improving its quality of service to Veterans and their families, please complete the information below:

- In what way would you be willing to participate in the focus group? (Mark all that apply)
 - Online
 - By phone
 - In person at a focus group facility
 - Name:
 - Phone Number:
 - Email:

Appendix B: Methodology and Survey Instruments

- The following questions were revised in the 2024 survey:
 - Q3. The response option “Local newspaper/news report” was updated to “Local news” and the response option “State or Tribal VA/NCA social media (Facebook or Twitter)” was updated to “VA/NCA social media (Facebook or X, formerly known as Twitter), the response option “State or Tribal/VA/NCA website” was updated to “VA/NCA website” and the response option “State or Tribal/VA/NCA pamphlet, newsletter, brochure” was updated to “VA/NCA pamphlet, newsletter, brochure.” The response option “Public events (e.g., parades, speeches)” was removed.
 - Q4. In the question text, underlines were removed from the words “BEST” and “one.” The response option “State or Tribal VA/NCA social media (Facebook or Twitter)” was updated to “VA/NCA social media (Facebook or X, formerly known as Twitter).” The response options “Public events (e.g., parades, speeches)” and State or Tribal/VA/NCA website were removed.
 - Q9. The response option “Yes, I viewed it online” was replaced with “Yes, but it was not provided by the Funeral Director.”
 - Q15. The response option “My loved one did not receive military funeral honors” was moved up to be the first option.
 - Q19. The question text “Which of the following factors limit the number of times you visit the State or Tribal Veterans Cemetery where your loved one is interred? (Mark all that apply)” was updated to “Do any of the following factors limit the number of times you visit the state, tribal or territorial Veterans cemetery where your loved one is interred? (Mark all that apply)” and the response option, “None of these factors limit my visits” was added.
 - Q25. In the question text the word “amount” replaced the word “length.”
 - Q26. The response option “Don’t know/Haven’t seen” was added.
 - Q27: The “Don’t know” response option was updated to include “Haven’t seen” so that it is “Don’t know/Haven’t seen.”
 - Q28. The response option “Don’t know” was added.
 - Q30. The word “problem” was removed from the response option “Other (specify).”
 - Q53. The question text “If I had been able, I would have chosen to inter my loved one at a VA national cemetery rather than the State or Tribal Veterans Cemetery” was updated to “Had I been able, I would have chosen to inter my loved one at a VA national cemetery rather than the state, tribal or territorial Veterans cemetery.”
 - Q56. In the question text “appearance” was underlined.
 - Q57. In the question text “quality of service” was underlined.
 - Q58. In the question text “honor” was underlined.
 - Q63. The response options “Unspecified or Another Gender Identity” and “Choose not to answer” were added.
 - Q67. The response options were updated to: “Yes, Hispanic or Latino” and “No, not Hispanic or

Appendix B: Methodology and Survey Instruments

Latino”; and the response option “Choose not to answer” was added.

- Q68. The question text “What is your race? (Mark one or more)” was updated to “Are you.... (Mark all that apply),” the response options were ordered in alphabetical order, and the response option “Choose not to answer” was added.
- Q69. The question text “In what religious practice was the burial conducted?” was updated to “In what belief tradition was the burial conducted?” and the response option “Choose not to answer” was added.
- The following questions were removed from the 2023 survey:
 - Q1. Due to COVID-19 pandemic restrictions, was a committal service held at the cemetery for your loved one?
 - Q5. Have you ever served on active duty in the U.S. Armed Forces, either in the regular military or a National Guard or Reserve Unit?
 - Q27. Receiving the certificate signed by the President of the United States honoring the Veteran’s service at the committal service (rather than receiving it in the mail) would enhance the meaning of the recognition.
 - Q44. Please choose any of the following reasons to describe why you selected the State or Tribal Veterans Cemetery for your loved one’s interment. (Mark all that apply)

2024 Funeral Director Satisfaction Survey

The survey instrument revisions were as follows:

- Throughout the survey “State or Tribal Veterans Cemetery” was updated to “State, Tribal or Territorial Veterans Cemetery”.
- The following questions were added to a new section of the funeral director survey, titled "2024 FUNERAL DIRECTOR NATIONAL SATISFACTION SURVEY." These questions were asked to all funeral directors regardless of whether their funeral home assisted with services at a national cemetery, state, tribal or territorial Veterans cemetery, or with ordering a memorial product.
 - Q1. Do you inform families of Veterans of their potential burial and memorial benefits from the VA for which they might be eligible?
 - Yes
 - No
 - Q2. Are you aware there are resources available for Funeral Directors on the NCA website?
 - Yes
 - No

Appendix B: Methodology and Survey Instruments

- Q3. Do you typically provide information resources on military honors to next of kin?
 - Yes
 - No

- Q4. Are you aware of the NCA Pre-Need Eligibility process?
 - Yes
 - No

- Q5. How often do your customers request “green” (i.e., environmentally sensitive) burials?
 - Very often
 - Sometimes
 - Rarely
 - Never

- Q6. Did you offer livestreaming of committal services at cemeteries?
 - Yes
 - No

- Q7. Are you willing to participate in a Focus Group discussion?
 - No
 - Yes -> In what way would you be willing to participate in the focus group? (Mark all that apply)
 - Online
 - By phone
 - In person at a focus group facility
 - Name:
 - Phone Number:
 - Email:

- Q8. Did you conduct business at a national cemetery during the 2023 calendar year?
 - Yes -> GO TO QUESTION #1 BELOW
 - No -> GO TO THE MEMORIAL PRODUCTS SERVICE SATISFACTION SURVEY ON PAGE 6

- The following questions were added to the state, tribal or territorial Veterans cemetery section of the funeral director survey:

- 13. How satisfied are you with the state, tribal or territorial Veterans cemetery available dates and times to schedule your committal service and/or interment?
 - Very satisfied
 - Somewhat satisfied
 - Neither satisfied nor dissatisfied
 - Somewhat dissatisfied
 - Very dissatisfied

- Q17. How do you compare the ease of scheduling between a state, tribal or territorial

Appendix B: Methodology and Survey Instruments

Veterans cemetery with another cemetery type?

- Easier
- About the same
- Harder

- Q24. Do you inform or provide information to your clients about the Veterans Legacy Memorial Program (www.va.gov/remember)?
 - Yes
 - No
 - Don't know
- The following questions were revised in the state, tribal or territorial Veterans cemetery section of the 2024 funeral director survey:
 - Q7. In the question text, the underline was removed from the word "one" and the response option "Public events (e.g. parades, exhibits, speeches)" was removed.
 - Q9. In the question text, underlines were removed from the words "changes" and "one."
 - Q16. The text "with the state, tribal or territorial Veterans cemetery" was added to the end of the question text: "Overall, how satisfied were you with the length of time you were on the phone to schedule an interment with the state, tribal or territorial Veterans cemetery?"
 - Q22. The response option "Don't know" was added.
- The following questions were removed from the state, tribal or territorial Veterans cemetery section of the 2023 funeral director survey:
 - Q11. Overall, how would you compare the level of service you receive from the State or Tribal Veterans Cemetery with the level of service you receive from private cemeteries?
 - Q12. Overall, how would you compare the appearance of the State or Tribal Veterans Cemetery with the appearance of private cemeteries?

Sampling

Sampling Frame

The sampling frame for the 2024 State, Tribal or Territorial Veterans Cemeteries Next of Kin/Family Member Satisfaction Survey included all the state, tribal or territorial Veterans cemeteries where a Veteran or family member was eligible to be interred during the 2023 calendar year. Cemetery lists change from year to year as new cemeteries are added. For the 2024 survey fielding there were 175 state, tribal or territorial Veterans cemeteries available for Veteran and next of kin interments.

The sampling frame utilized for the 2024 surveys was provided to Vistra by NCA in two installments – one for January 1–June 30, 2023 interments and one for July 1– December 31, 2023 interments. The initial step was to clean the data and remove records that included fields with missing data critical for successful mailing. In 2024 the BOSS national cemetery and BOSS state, tribal or territorial Veterans cemetery data files were cleaned together.

Reasons for exclusion in descending order of frequency were:

- 1) Duplicate
- 2) Not NOK
- 3) No name
- 4) No address/Incomplete address
- 5) Invalid names*

NC and STVC NOK BOSS Data Summary of Reasons for Record Exclusion	
Reason Record Excluded	Number
Duplicate	13,094
Not NOK	5,884
No name	2,484
No address/Incomplete address	1,864
Invalid names	254
Total excluded	23,580
Total available	180,122
Percent excluded	13.09%

*Names provided that were not valid next of kin. Examples include the names of funeral directors, coroners, mortuaries, and lawyers for unclaimed remains.

STVC NOK Excluded Records	
Total excluded	5,833
Total available	41,288
Percent excluded	14.13%

Appendix B: Methodology and Survey Instruments

As in previous iterations, the funeral director survey was a census, but data cleaning was still conducted so as to prevent duplicate surveys from being sent to the same funeral home. Duplicate addresses are far more common with this population than next of kin surveys. Of the 299,644 total available funeral director records, 95.76% were removed as a result of various de-duplications, with 12,694 deemed usable.

The records that were deemed eligible, or usable, were based on the American Association for Public Opinion Research (AAPOR) referenced by the federal government. AAPOR classifies the eligibility of data by disposition codes for mail surveys** into categories of “mail surveys of specifically named persons” and “internet surveys of specifically named persons.” AAPOR’s disposition codes inform which records are eligible, or usable, from which to draw sample. Of the 41,288 total available next of kin records, 14.13% of were excluded from sample selection due to missing data required to have a “usable” record to include for sampling purposes, with 35,455 deemed usable.

Usable Records Available for Sample Selection		
Group	Available Records	Usable Records
STVC NOK	41,288	35,455
Funeral Directors	299,644	12,694

**The American Association for Public Opinion Research. 2015. Standard Definitions: Final Dispositions of Case Codes and Outcome Rates for Surveys. 8th edition. AAPOR.

Sample Selection

The 2024 sample selections for next of kin and funeral directors had the overarching goal of achieving comparability with past administrations of the NCA Customer Satisfaction Surveys to avoid a break in the series of survey administration and strive for full comparability from survey administrations in recent years.

As in previous iterations, the 2024 State, Tribal or Territorial Veterans Cemeteries Next of Kin/Family Member Satisfaction Survey employed sampling whereas the 2024 Funeral Director Satisfaction Survey used a census, which included every available unduplicated record.

The second stage of sampling utilized stratification by creating groups, or strata, from which records were selected using simple random sampling (SRS) with different percentages applicable to certain stratum. For example, a policy decision of NCA over all survey administrations has been to select 100% (or a census) of interments at any cemetery with 100 or fewer interments. The cut points and percent of records selected, or probability, within each stratum are provided in the table below.

Appendix B: Methodology and Survey Instruments

Stratum Creation by Cemetery Size	
Number of Interments per Cemetery	Percent of Records Selected
100 or less	100.00%
101 or more	50.00%

For the 2024 State, Tribal or Territorial Veterans Cemeteries Next of Kin/Family Member Satisfaction Survey, probability-based sampling was used; this took into account confidence levels, margin of error, variance, and population size. Probability based sampling means that the likelihood of selection for the sample drawn from the population will be known. In contrast, non-probability samples such as convenience samples will gather information from any group that happens to be available at a given place or time, so they are not truly representative. Sampling at random after stratifying the frame from which the sample is drawn is the best method that alleviates sources of error that can bias estimates.

The confidence level for this 2024 survey was 95 percent ($\alpha = 1 - 0.95$, or $\alpha = 0.05$) which is in accordance with other federal surveys. A 95 percent confidence level means that there was a 5% chance of any response falling outside the defined margin of error, due to chance. Margin of error is defined as $1.96 * \sqrt{(\sigma/n)}$ for each question (parameter). The MOE is commonly used to indicate how many percentage points estimates will differ from the real population value. For example, with an MOE of 3 percent, this means the estimate (statistic) for the sample will be within 3 percentage points of the true value (parameter) in the population. The MOE is calculated by finding the critical value of the z-score (1.96 for 95% confidence level), sigma (σ) is the standard deviation, and n is the sample size.

Based on this approach, of the final 35,455 usable next of kin records, 19,476 were sampled (54.93%). Following National Change of Address (NCOA) file cleaning, surveys were mailed to 19,010 next of kin. 12,280 surveys were mailed to funeral directors after being “de-duplicated” and undergoing NCOA cleaning who had (1) assisted with interments at national cemeteries from January 1, 2023 until December 31, 2023; (2) assisted with interments at state, tribal or territorial Veterans cemeteries during that same period; or (3) who assisted with obtaining memorial products for interments during that period.

Vistra mailed each funeral director three survey instruments contained in one physical survey package: the 2024 National Cemeteries Satisfaction Survey, the 2024 State, Tribal or Territorial Veterans Cemetery Satisfaction Survey, and 2024 the Memorial Products Service Survey. Funeral directors were asked to complete all sections applicable to their experience.

Mailing Protocol and Schedule

The mailing protocol consisted of four waves:

- Wave 1:
 - A cover letter signed by the Director of the Veterans Cemetery Grants Program for the next of kin State, Tribal or Territorial Veterans Cemetery survey, requesting the respondents’ participation, a copy of the questionnaire, and a return envelope.
 - A cover letter signed by the Principal Deputy Under Secretary for Memorial Affairs for the funeral directors survey, requesting the respondents’ participation, a copy of the questionnaire, and a return envelope.
- Wave 2: A reminder/thank you postcard.
- Wave 3: A second copy of the questionnaire, a return envelope, and a cover letter.
- Wave 4: A reminder/thank you postcard.

Residents of Puerto Rico were mailed Spanish-language materials. Spanish surveys were sent to 70 next of kin and 85 funeral directors.

The mailings took place according to the below schedule.

- The cohort 1 mailing included:
 - English surveys for next of kin with January 1 to June 30, 2023 interment dates.
 - English surveys for funeral directors worked with national, private, and state, tribal or territorial Veterans cemeteries between January 1 and December 31, 2023.
- The cohort 2 mailing included:
 - English surveys for next of kin with July 1 to December 31, 2023 interment dates.
 - Spanish surveys for next of kin with January 1 to December 31, 2023 interment dates.
 - Spanish surveys for funeral directors worked with national, private, and state, tribal or territorial Veterans cemeteries between January 1 and December 31, 2023.

Wave	Cohort 1	Cohort 2
Wave 1: First Questionnaire	02/22/2024	03/29/2024
Wave 2: First Postcard	03/14/2024	04/22/2024
Wave 3: Second Questionnaire	04/08/2024	05/15/2024
Wave 4: Second Postcard	04/23/2024	05/29/2024
Close of Field Date	06/17/2024	06/17/2024

Survey Help Line

To facilitate responses during the 2024 survey administration period, Vistra maintained a survey-specific, toll-free survey Help Line and email address where respondents could ask questions. A live agent returned all survey-related calls and emails within 24 hours or the next business day.

Overall, during the survey administration period 808 respondents called or emailed (750 calls, 58 emails) the Help Line or email address with questions pertaining to the 2024 NCA Customer Satisfaction Surveys. Calls and emails were fielded from February 21 to June 14, 2024.

The majority of calls/emails received pertained to one of the following:

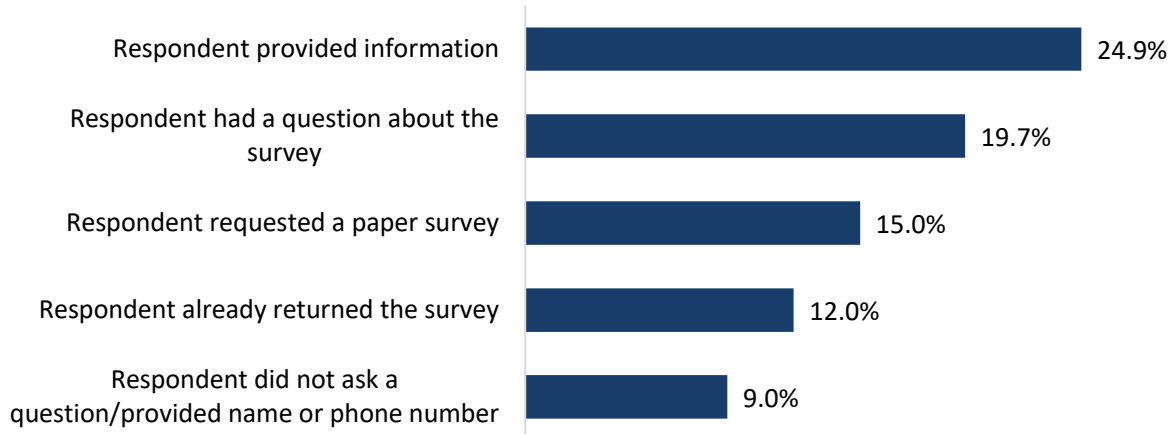
- Respondent provided information
 - Respondents provided general information about the status of their survey. This information generally included if they sent in the survey, when they would send the survey, or why they would not be completing the survey. Respondents also oftentimes provided information about their loved one's service or delivery of their marker/headstone/columbarium niche.
- Respondent had a question about the survey
 - Questions varied by respondent, but common themes included how to answer a particular question, not understanding terminology on the survey, not understanding the difference between a "national" and "state, tribal or territorial" cemetery, inquiries on whether they could take the survey on behalf of next of kin (deceased or unable to take it), and how to access the online survey.
- Respondent requested a paper survey
 - Respondents requested a paper survey for the following reasons: they did not receive the initial survey, they misplaced or discarded the survey, or they could not remember whether or not they mailed in the survey.
- Respondent already returned the survey
 - Respondents called in/emailed to report that they had already submitted the survey on a previous date but for some reason received another survey in the mail.
- Respondent did not ask a question / Provided name or phone number
 - Respondents simply left their name and/or phone number on the help line or email.

Note that the "Call/Email Reason" is based on the initial voice message left on the Help Line or email received, which in most instances involved one issue or question. In other instances, the message was not always clearly defined or stated. However, upon call or email back, the respondent may have mentioned several issues. The "Action Taken" was the most important item categorized, for which requesting to be added to the "Do not contact (DNC) or survey list" took precedence.

Appendix B: Methodology and Survey Instruments

The below chart and table show the reasons for the calls/emails.

Top 5 Reasons for Call/Email

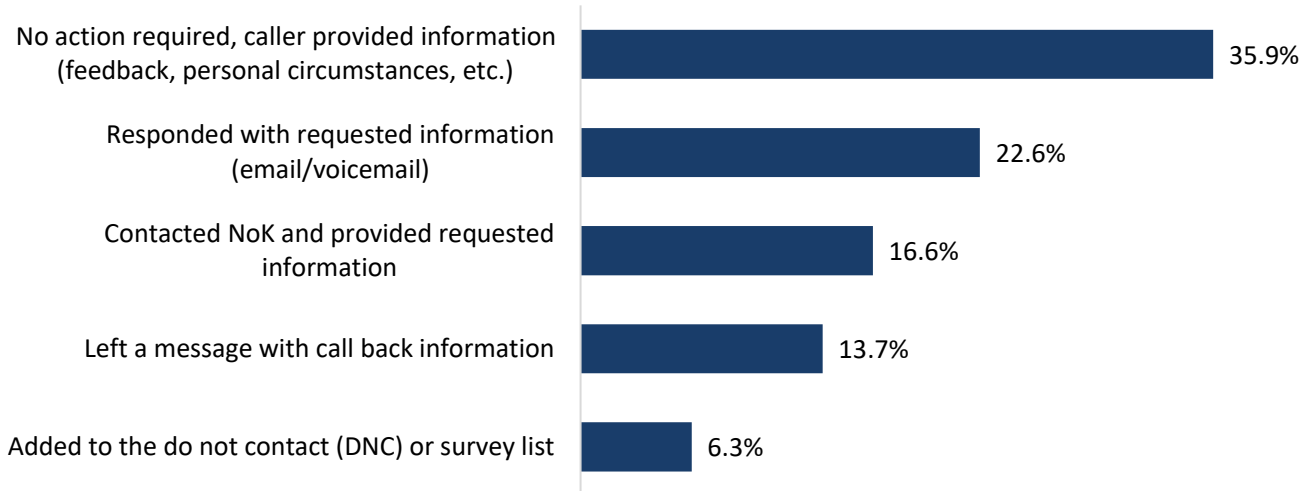


Reason for Call/Email	n	Percent
Respondent provided information	201	24.9%
Respondent had a question about the survey	159	19.7%
Respondent requested a paper survey	121	15.0%
Respondent already returned the survey	97	12.0%
Respondent did not ask a question/provided name or phone number	73	9.0%
Online survey question	61	7.5%
NOK is deceased	21	2.6%
Other (See Additional Comments)	15	1.9%
Unable to fill out the survey because of mental or physical limitations	14	1.7%
Received a 2nd survey	12	1.5%
Did not get the survey, just the postcard	12	1.5%
Received the postcard	10	1.2%
Benefit question	5	0.6%
Needed a return envelope/address	3	0.4%
3-digit code requested	2	0.2%
Do not contact (DNC) or survey	1	0.1%
Pre-Need Eligibility question	1	0.1%
Grand Total	808	100.0%

Appendix B: Methodology and Survey Instruments

The below chart and table show the actions taken by Vistra.

Top 5 Actions Taken



Action Taken	n	Percent
No action required, caller provided information (feedback, personal circumstances, etc.)	290	35.9%
Responded with requested information (email/voicemail)	183	22.6%
Contacted NoK and provided requested information	134	16.6%
Left a message with call back information	111	13.7%
Added to the do not contact (DNC) or survey list	51	6.3%
NCA follow-up - Resolved	15	1.9%
Unable to contact (Phone disconnected/no option for voicemail)	14	1.7%
Other (See Additional Comments)	5	0.6%
Completed survey via phone	4	0.5%
NCA follow-up - Referred	1	0.1%
Grand Total	808	100.0%

OMB Control Number 2900-0571
Estimated Completion Time: 20 Minutes

**U.S. DEPARTMENT OF VETERANS AFFAIRS
NATIONAL CEMETERY ADMINISTRATION**

**STATE, TRIBAL OR TERRITORIAL VETERANS CEMETERIES:
2024 NEXT OF KIN/FAMILY MEMBER SATISFACTION SURVEY**



VA may not conduct, sponsor, or require the respondent to respond to this collection of information unless it displays a valid OMB Control Number. All responses to this collection are voluntary. Public reporting burden for this collection of information is estimated to average 20 minutes per response, including the time necessary for reviewing instructions, searching existing data sources, gathering and maintaining the data needed, and completing and reviewing the collection of information. The information collected is intended to be used in making improvements in services within the National Cemetery Administration of the Department of Veterans Affairs and for associated administrative purposes. Failure to furnish the requested information will have no adverse effect on any VA benefit to which you may be entitled.

The information you supply will be confidential and protected by the Privacy Act of 1974 (5 U.S.C. 522a) and the VA's confidentiality statute (38 U.S.C. 5701) as implemented by 38 CFR 1.526(a) and 38 CFR 1.576(b). Disclosure of information involves releases of statistical data and other non-identifying data for the improvement of services within the National Cemetery Administration and for associated administrative purposes. Please send any comments regarding this burden estimate or any other aspect of this collection, including suggestions for reducing this burden, to VA Clearance Officer (005G2), 810 Vermont Ave., NW, Washington DC 20420. SEND COMMENTS ONLY. DO NOT SEND THIS FORM OR REQUESTS FOR BENEFITS TO THIS ADDRESS.

The survey will take about 20 minutes to complete. Please read each question carefully before making your response. You may complete the survey on-line using the link address noted on the cover letter (<https://bit.ly/STVC2024>) or by using the enclosed paper copy in this mailing. To access the survey on-line, enter your unique survey ID code ([MasterID]) on the main screen.

Marking Instructions

- Use pencil or pen. Make heavy dark marks that fill the circles completely. If you wish to change an answer, erase cleanly (pencil) or put an "X" over the incorrect response (pen).
- Fill in one answer circle for each question unless it states "Mark all that apply."
- When you are finished, please place the questionnaire in the enclosed postage-paid envelope and put it in the mail.

Correct Mark **Incorrect Marks**

If you have any questions or concerns, please contact the Survey Help Line at 1-833-231-7069 or email VistraResearch@ConsultVistra.com.



< MasterID >

NATIONAL CEMETERY ADMINISTRATION
293997-3

Appendix B: Methodology and Survey Instruments

<p style="font-size: small; margin: 0;">SEE MARKING INSTRUCTIONS ON THE COVER.</p>	<p style="font-size: small; margin: 0;">Correct Mark <input type="radio"/> <input type="radio"/> <input checked="" type="radio"/> <input type="radio"/> Incorrect Marks <input checked="" type="checkbox"/> <input checked="" type="checkbox"/> <input type="checkbox"/> <input type="checkbox"/></p>
<p style="font-size: x-small; margin: 0;"><i>Please complete this survey based on your experiences at the state, tribal or territorial VA-funded Veterans cemetery where your loved one was interred.</i></p> <div style="border: 1px solid black; padding: 5px; margin: 10px 0;"> <p style="font-size: small; margin: 0;">Choosing a State, Tribal or Territorial Veterans Cemetery/Cemetery Support and Interaction/NCA Videos</p> </div> <p>1. Why did you choose to inter your loved one in a state, tribal or territorial Veterans cemetery? (Mark all that apply)</p> <ul style="list-style-type: none"> <input type="radio"/> My loved one wanted to be interred in a state, tribal or territorial Veterans cemetery <input type="radio"/> My loved one wanted to be close to other relatives or friends already buried in the cemetery <input type="radio"/> The cemetery location will make it easy to visit my loved one's gravesite <input type="radio"/> It was a more affordable burial option <input type="radio"/> The cemetery's reputation in the local Veteran Community <input type="radio"/> It was recommended by a VA outreach officer and/or at a VA outreach event <input type="radio"/> It was recommended by the funeral director <input type="radio"/> It was recommended by someone I trust (e.g. friend, relative, Veterans Service Officer, etc.) <input type="radio"/> Other (specify): _____ <p>2. Prior to your time of need, were you aware of the benefits related to burial in a state, tribal or territorial Veterans cemetery?</p> <ul style="list-style-type: none"> <input type="radio"/> Yes <input type="radio"/> No → GO TO QUESTION #4 <p>3. How did you learn of these benefits prior to your time of need? (Mark all that apply)</p> <ul style="list-style-type: none"> <input type="radio"/> Family member/friends <input type="radio"/> Funeral home <input type="radio"/> Military discharge related materials <input type="radio"/> Other Veteran/Active-duty member <input type="radio"/> Pre-Need Burial Eligibility Determination <input type="radio"/> Veterans Service Organization <input type="radio"/> VA/NCA pamphlet, newsletter, brochure <input type="radio"/> VA/NCA website <input type="radio"/> Other VA Organization <input type="radio"/> Professional/military association meetings <input type="radio"/> Local news <input type="radio"/> VA/NCA social media (Facebook or X, formerly known as Twitter) <input type="radio"/> Other (specify): _____ 	<p>4. Prior to the time of need, what is the BEST way for the state, tribal or territorial Veterans cemetery to convey information regarding benefits? (Mark only one)</p> <ul style="list-style-type: none"> <input type="radio"/> E-mail <input type="radio"/> Newsletter/flyer <input type="radio"/> Local newspaper/television news reports <input type="radio"/> VA/NCA Social Media (Facebook or X, formerly known as Twitter) <input type="radio"/> Professional/military association meetings <input type="radio"/> Other (specify): _____ <p>5. Did the funeral director provide information about burial and memorial benefits available for Veterans? (Mark all that apply)</p> <ul style="list-style-type: none"> <input type="radio"/> Not applicable: Funeral Director not used <input type="radio"/> Funeral Director provided information about VA burial benefits for Veterans <input type="radio"/> Funeral Director provided information about VA memorial benefits for Veterans <input type="radio"/> No, the Funeral Director did not provide information about either VA burial or memorial benefits <p>6. Was a committal service held at the state, tribal or territorial Veterans cemetery for your loved one?</p> <ul style="list-style-type: none"> <input type="radio"/> Yes, and I was involved in planning it <input type="radio"/> Yes, but I was not involved in planning it → GO TO QUESTION #14 <input type="radio"/> No, the committal service was not held → GO TO QUESTION #17 <input type="radio"/> Don't know/Can't recall → GO TO QUESTION #17 <p>7. How satisfied were you with the available dates and times offered for the scheduling of your committal service?</p> <ul style="list-style-type: none"> <input type="radio"/> Very satisfied <input type="radio"/> Somewhat satisfied <input type="radio"/> Neither satisfied nor dissatisfied <input type="radio"/> Somewhat dissatisfied <input type="radio"/> Very dissatisfied <p>8. To what extent were you informed of the details (e.g. length of service, use of committal shelters) related to the committal service prior to attending the service?</p> <ul style="list-style-type: none"> <input type="radio"/> Very informed <input type="radio"/> Somewhat informed <input type="radio"/> Neither informed nor uninformed <input type="radio"/> Somewhat uninformed <input type="radio"/> Very uninformed

< MasterID >

Appendix B: Methodology and Survey Instruments

SEE MARKING INSTRUCTIONS ON THE COVER.

Correct Mark

Incorrect Marks

9. Prior to the service for your loved one, did you view the NCA videos illustrating different committal service options at state, tribal or territorial Veterans cemeteries?

- Yes, the Funeral Director provided it
- Yes, but it was not provided by the Funeral Director
- No → **GO TO QUESTION #12**

10. The video(s) helped me understand the burial process at the state, tribal or territorial Veterans cemetery.

- Strongly agree
- Agree
- Neither agree nor disagree
- Disagree
- Strongly disagree

11. Was your experience at the cemetery similar to the video on service options you viewed?

- Yes
- No

12. At the committal service, did your family have any of the following special needs or requests? (Mark all that apply)

- Visit the grave
- View the burial
- Special religious practices (e.g., blessing the gravesite)
- Special cultural practices (e.g., spreading/placement of earth/soil into the grave)
- Additional seating at the committal service
- Handicapped accommodations
- No, my family did not have any specific needs or requests → **GO TO QUESTION #14**

13. Was the cemetery able to accommodate these special needs or requests to your satisfaction?

- Yes, completely
- Yes, somewhat
- No, and I understand why
- No, and I did not understand why

14. The committal shelter used for the service was private, clean, and free of safety hazards.

- Strongly agree
- Agree
- Neither agree nor disagree
- Disagree
- Strongly disagree

15. If your loved one received military funeral honors, how satisfied were you with the honors received?

- My loved one did not receive military funeral honors
- Very satisfied
- Somewhat satisfied
- Neither satisfied nor dissatisfied
- Somewhat dissatisfied
- Very dissatisfied

16. Overall, how satisfied were you with the committal service at the state, tribal or territorial Veterans cemetery?

- Very satisfied
- Somewhat satisfied
- Neither satisfied nor dissatisfied
- Somewhat dissatisfied
- Very dissatisfied

17. How many times have you visited the cemetery where your loved one was interred?

- 1-3
- 4-6
- 7-9
- 10 or more
- None. I have not visited

18. How far do you reside from the cemetery?

- Less than 15 miles
- 15 to 29 miles
- 30 to 44 miles
- 45 to 59 miles
- 60 to 75 miles
- More than 75 miles

19. Do any of the following factors limit the number of times you visit the state, tribal or territorial Veterans cemetery where your loved one is interred? (Mark all that apply)

- Distance to the cemetery
- Access to transportation
- Health status
- Other (specify): _____
- None of these factors limit my visits

20. Overall, how satisfied were you with the information provided throughout your experience with the state, tribal or territorial Veterans cemetery?

- Very satisfied
- Somewhat satisfied
- Neither satisfied nor dissatisfied
- Somewhat dissatisfied
- Very dissatisfied

Appendix B: Methodology and Survey Instruments

SEE MARKING INSTRUCTIONS ON THE COVER.

Correct Mark Incorrect Marks

21. Looking back at your overall experiences with the state, tribal or territorial Veterans cemetery, which items would you have liked more information about? (Mark all that apply)

- None. I was well informed
- Details of the committal service
- Floral policy
- Military funeral honors
- Headstone or marker inscription options
- Location of gravesite
- Certificate signed by the President of the United States honoring the Veteran's service
- Layout of the cemetery (Maps)
- Timeline of replacement of headstone/marker
- Directions to cemetery
- Other (specify): _____

22. Please add any comments regarding information about the process or support you received from the state, tribal or territorial Veterans cemetery you would like to share with NCA.

Headstones, Markers or Columbarium Niche Covers

23. Were the inscription options for the headstone, marker, or columbarium niche cover explained to you?

- Yes
- No
- Not sure/Don't know

24. Did you feel you had sufficient time to make a decision on the headstone, marker, or columbarium niche cover inscription?

- Yes
- No

25. How satisfied were you with the amount of time it took for the permanent headstone, marker, or columbarium niche cover to be placed?

- Very satisfied
- Somewhat satisfied
- Neither satisfied nor dissatisfied
- Somewhat dissatisfied
- Very dissatisfied
- Don't know/The marker or headstone has not yet arrived → GO TO QUESTION #28

26. Overall, how satisfied were you with the quality and appearance of the headstone, marker, or columbarium niche cover when it arrived?

- Very satisfied
- Somewhat satisfied
- Neither satisfied nor dissatisfied
- Somewhat dissatisfied
- Very dissatisfied
- Don't know/Haven't seen

27. When the headstone, marker, or columbarium niche cover arrived, was the inscription accurate?

- Yes
- No
- Don't know/Haven't seen

The Presidential Memorial Certificate, the Veterans Legacy Memorial and the NCA Pre-Need Eligibility Registration Process

If your loved one was NOT a Veteran, please go to Question #31

28. Did you receive a certificate signed by the President of the United States honoring the Veteran's service?

- Yes
- No → GO TO QUESTION #31
- Don't know → GO TO QUESTION #31

For information about the Presidential Memorial Certificate (the certificate signed by the President of the United States honoring the Veteran's service) or to order more copies, please visit our web page at www.cem.va.gov/pmc.asp

29. How satisfied were you with the quality of the certificate signed by the President of the United States honoring the Veteran's service?

- Very satisfied → GO TO QUESTION #31
- Somewhat satisfied → GO TO QUESTION #31
- Neither satisfied nor dissatisfied
- Somewhat dissatisfied
- Very dissatisfied

< MasterID >

- 4 -

Appendix B: Methodology and Survey Instruments

SEE MARKING INSTRUCTIONS ON THE COVER.

Correct Mark Incorrect Marks

For the following series of statements
please indicate your level of agreement.

	Strongly agree	Agree	Neither agree nor disagree	Disagree	Strongly disagree	Don't know/ not applicable
39. The <u>upkeep</u> of the headstones, markers, or columbarium niche covers is excellent	<input type="radio"/>	<input type="radio"/>	<input type="radio"/>	<input type="radio"/>	<input type="radio"/>	<input type="radio"/>
40. There are sufficient signs within the state, tribal or territorial Veterans cemetery to assist visitors	<input type="radio"/>	<input type="radio"/>	<input type="radio"/>	<input type="radio"/>	<input type="radio"/>	<input type="radio"/>
41. The <u>quality of service</u> received from the state, tribal or territorial Veterans cemetery staff is excellent.	<input type="radio"/>	<input type="radio"/>	<input type="radio"/>	<input type="radio"/>	<input type="radio"/>	<input type="radio"/>
42. The state, tribal or territorial Veterans cemetery staff was <u>courteous</u>	<input type="radio"/>	<input type="radio"/>	<input type="radio"/>	<input type="radio"/>	<input type="radio"/>	<input type="radio"/>
43. The state, tribal or territorial Veterans cemetery staff was professional in terms of being <u>knowledgeable, helpful, and responsive</u>	<input type="radio"/>	<input type="radio"/>	<input type="radio"/>	<input type="radio"/>	<input type="radio"/>	<input type="radio"/>
44. The <u>appearance</u> of my loved one's gravesite/columbarium is excellent	<input type="radio"/>	<input type="radio"/>	<input type="radio"/>	<input type="radio"/>	<input type="radio"/>	<input type="radio"/>
45. The information kiosks (i.e., gravesite locators) are <u>helpful</u> to me.	<input type="radio"/>	<input type="radio"/>	<input type="radio"/>	<input type="radio"/>	<input type="radio"/>	<input type="radio"/>
46. The <u>overall appearance</u> of the state, tribal or territorial Veterans cemetery is excellent	<input type="radio"/>	<input type="radio"/>	<input type="radio"/>	<input type="radio"/>	<input type="radio"/>	<input type="radio"/>
47. Overall, I am <u>satisfied with my experience</u> at the state, tribal or territorial Veterans cemetery.	<input type="radio"/>	<input type="radio"/>	<input type="radio"/>	<input type="radio"/>	<input type="radio"/>	<input type="radio"/>
48. The state, tribal or territorial Veterans cemetery <u>honors</u> all Veterans and their service to our nation.	<input type="radio"/>	<input type="radio"/>	<input type="radio"/>	<input type="radio"/>	<input type="radio"/>	<input type="radio"/>
49. I would <u>recommend</u> the state, tribal or territorial Veterans cemetery to Veteran families during their time of need	<input type="radio"/>	<input type="radio"/>	<input type="radio"/>	<input type="radio"/>	<input type="radio"/>	<input type="radio"/>
50. I am willing to <u>rely</u> on state, tribal or territorial Veterans cemetery to <u>meet the burial needs of Veterans in the future.</u>	<input type="radio"/>	<input type="radio"/>	<input type="radio"/>	<input type="radio"/>	<input type="radio"/>	<input type="radio"/>
51. I am willing to <u>rely on</u> state, tribal or territorial governments to <u>maintain</u> national cemeteries as national shrines in the future. . .	<input type="radio"/>	<input type="radio"/>	<input type="radio"/>	<input type="radio"/>	<input type="radio"/>	<input type="radio"/>
52. <u>My experiences</u> with the state, tribal or territorial Veterans cemetery <u>exceeded my expectations</u>	<input type="radio"/>	<input type="radio"/>	<input type="radio"/>	<input type="radio"/>	<input type="radio"/>	<input type="radio"/>

< MasterID >

Appendix B: Methodology and Survey Instruments

SEE MARKING INSTRUCTIONS ON THE COVER.

Correct Mark

Incorrect Marks

State, tribal or territorial Veterans cemeteries are complements to VA's national cemeteries that are expected to be maintained and operated in a way befitting a national shrine, as are VA's national cemeteries operated by the Federal Government. Your answers to these questions will help us determine how well we are doing that.

53. Had I been able, I would have chosen to inter my loved one at a VA national cemetery rather than the state, tribal or territorial Veterans cemetery.

- Strongly agree
- Agree
- Neither agree nor disagree → GO TO QUESTION #55
- Disagree → GO TO QUESTION #55
- Strongly disagree → GO TO QUESTION #55

54. Please choose any of the following reasons to describe why you would have preferred interment in a VA national cemetery rather than a state, tribal or territorial Veterans cemetery. (Mark all that apply)

- My loved one wanted to be interred in a VA national cemetery
- Other family members are interred in a VA national cemetery
- Others recommended the VA national cemetery
- There is no cost to inter my loved one at a national cemetery
- A national cemetery is more prestigious than a state, tribal or territorial Veterans cemetery
- The appearance and quality of service at a national cemetery is superior to the appearance and quality of service at a state, tribal or territorial Veterans cemetery
- Other (specify): _____

55. Have you visited a VA national cemetery?

- Yes
- No → GO TO QUESTION #58
- Don't know/Not applicable → GO TO QUESTION #58

56. Based on your visit, the appearance of the state, tribal or territorial Veterans cemetery compares favorably to the VA national cemetery.

- Strongly agree
- Agree
- Neither agree nor disagree
- Disagree
- Strongly disagree

57. Based on your visit, the quality of service at the state, tribal or territorial Veterans cemetery compares favorably to the VA national cemetery.

- Strongly agree
- Agree
- Neither agree nor disagree
- Disagree
- Strongly disagree

58. The honor of being interred at a state, tribal or territorial Veterans cemetery is equivalent to that of being interred at a VA national cemetery.

- Strongly agree
- Agree
- Neither agree nor disagree
- Disagree
- Strongly disagree
- Don't know/Not applicable

59. Are you aware of the PACT Act (The Sergeant First Class Heath Robinson Honoring our Promise to Address Comprehensive Toxics Act) and the expanded eligibility of VA health care for Veterans with toxic exposure?

- Yes
- No
- Don't know what this is

Demographics Disclaimer Statement:

Although responding to the following question(s) is voluntary, VA strongly encourages you to provide as much data and information as possible. Your responses will not be connected to you as an individual. These responses will help improve customer experience, approved research, and the quality of care and services for all Veterans. They will not be used to update your customer profile or other demographics found in any of your VA records. VA follows strict security and privacy practices and adheres to VA's data ethics standards to keep your personal information confidential and secure.

60. Was your loved one your...

- Spouse
- Partner
- Parent
- Child
- Other relative
- Not a relative

61. Are you a Veteran married/partnered to a Veteran?

- Yes
- No

Appendix B: Methodology and Survey Instruments

SEE MARKING INSTRUCTIONS ON THE COVER.

Correct Mark Incorrect Marks

Please note: Veterans who are married to Veterans are entitled to individual gravesite and headstone/marker/medallion benefits. Visit www.va.gov/burials-memorials/eligibility/ for more information.

62. Are you a Veteran?

- Yes
- No

63. What is your gender?

- Male
- Female
- Unspecified or Another Gender Identity
- Choose not to answer

64. Did your loved one describe themselves as..... ?

- Male
- Female
- Unspecified or Another Gender Identity
- Choose not to answer

65. What language do you mainly speak at home?

- English
- Spanish
- Chinese
- Tagalog
- Vietnamese
- Arabic
- Some other language (specify): _____

66. In what year were you born?

____ - ____ - ____

67. Are you Hispanic or Latino?

- Yes, Hispanic or Latino
- No, not Hispanic or Latino
- Choose not to answer

68. Are you...? (Mark all that apply)

- American Indian or Alaska Native
- Asian
- Black or African American
- Native Hawaiian or other Pacific Islander
- White
- Choose not to answer

69. In what belief tradition was the burial conducted?

- Christian
- Catholic
- Muslim
- Jewish
- Buddhist
- Hindu
- Atheist
- Agnostic
- None
- Other (specify): _____
- Choose not to answer

70. Have you or your loved one used any other VA Benefits? (Mark all that apply)

- Bereavement Counseling
- Dependency and Indemnity Compensation (DIC)
- Housebound Allowance
- Aid and Attendance
- VA Life Insurance
- Pension
- Education benefits
- Other (specify): _____
- Have not used other VA benefits

< MasterID >

- 8 -

Appendix B: Methodology and Survey Instruments

SEE MARKING INSTRUCTIONS ON THE COVER.

Correct Mark

Incorrect Marks

71. Please use this space to elaborate on any additional aspects of your experience at the state, tribal or territorial Veterans cemetery you would like to share with the NCA.

72. Are you willing to participate in a Focus Group discussion?

- No
 Yes → If you are interested in participating in a focus group discussion to assist the National Cemetery Administration with improving its quality of service to Veterans and their families, please complete the information below:

In what way would you be willing to participate in the focus group? (Mark all that apply)

- Online
 By phone
 In person at a focus group facility

Name: _____

Phone Number: _____

Email: _____

Your participation will have no impact on your VA benefits.

Thank you very much for taking the time to complete this questionnaire.

PLEASE mail this completed questionnaire in the enclosed pre-paid envelope as soon as possible. If you misplaced the pre-paid envelope, you may mail the completed survey to the following address using your own envelope:

DEPARTMENT OF VETERANS AFFAIRS
VA NCA CUSTOMER SATISFACTION SURVEY
PO BOX 510570
LIVONIA, MI 48151

If you have any questions about this research, please contact the Survey Help Line at 1-833-231-7069 or email VistraResearch@ConsultVistra.com.

OMB Control Number 2900-0571
Estimated Completion Time: 20-30 Minutes

**U.S. DEPARTMENT OF VETERANS AFFAIRS
NATIONAL CEMETERY ADMINISTRATION**

2024 FUNERAL DIRECTOR SATISFACTION SURVEY
(National Cemeteries; VA Memorial Products; and State, Tribal or Territorial Veterans Cemeteries)



VA may not conduct, sponsor, or require the respondent to respond to this collection of information unless it displays a valid OMB Control Number. All responses to this collection are voluntary. Public reporting burden for this collection of information is estimated to average 20 minutes per response, including the time necessary for reviewing instructions, searching existing data sources, gathering and maintaining the data needed, and completing and reviewing the collection of information. The information collected is intended to be used in making improvements in services within the National Cemetery Administration of the Department of Veterans Affairs and for associated administrative purposes. Failure to furnish the requested information will have no adverse effect on any VA benefit to which you may be entitled.

The information you supply will be confidential and protected by the Privacy Act of 1974 (5 U.S.C. 522a) and the VA's confidentiality statute (38 U.S.C. 5701) as implemented by 38 CFR 1.526(a) and 38 CFR 1.576(b). Disclosure of information involves releases of statistical data and other non-identifying data for the improvement of services within the National Cemetery Administration and for associated administrative purposes. Please send any comments regarding this burden estimate or any other aspect of this collection, including suggestions for reducing this burden, to VA Clearance Officer (005G2), 810 Vermont Ave., NW, Washington DC 20420. SEND COMMENTS ONLY. DO NOT SEND THIS FORM OR REQUESTS FOR BENEFITS TO THIS ADDRESS.

The survey will take about 20 minutes to complete. Please read each question carefully before making your response. You may complete the survey on-line using the link address noted on the cover letter (<https://bit.ly/FDE24E>) or by using the enclosed paper copy in this mailing. To access the survey on-line, enter your unique survey ID code ([MasterID]) on the main screen.

Marking Instructions

- Use pencil or pen. Make heavy dark marks that fill the circles completely. If you wish to change an answer, erase cleanly (pencil) or put an "X" over the incorrect response (pen).
- Fill in one answer circle for each question unless it states "Mark all that apply."
- When you are finished, please place the questionnaire in the enclosed postage-paid envelope and put it in the mail.

Correct Mark



Incorrect Marks



If you have any questions or concerns, please contact the Survey Help Line at 1-833-231-7069 or email VistraResearch@ConsultVistra.com.



< MasterID >

NATIONAL CEMETERY ADMINISTRATION
295128-2

- 1 -

Appendix B: Methodology and Survey Instruments

SEE MARKING INSTRUCTIONS ON THE COVER.

Correct Mark Incorrect Marks

2024 FUNERAL DIRECTOR NATIONAL SATISFACTION SURVEY

IMPORTANT – PLEASE ANSWER BEFORE PROCEEDING:

- | | |
|--|---|
| <p>1. Do you inform families of Veterans of their potential burial and memorial benefits from the VA for which they might be eligible?</p> <p><input type="radio"/> Yes
<input type="radio"/> No</p> <p>2. Are you aware there are resources available for Funeral Directors on the NCA website?</p> <p><input type="radio"/> Yes
<input type="radio"/> No</p> <p>3. Do you typically provide information resources on military honors to next of kin?</p> <p><input type="radio"/> Yes
<input type="radio"/> No</p> <p>4. Are you aware of the NCA Pre-Need Eligibility process?</p> <p><input type="radio"/> Yes
<input type="radio"/> No</p> <p>5. How often do your customers request “green” (i.e., environmentally sensitive) burials?</p> <p><input type="radio"/> Very often
<input type="radio"/> Sometimes
<input type="radio"/> Rarely
<input type="radio"/> Never</p> | <p>6. Did you offer livestreaming of committal services at cemeteries?</p> <p><input type="radio"/> Yes
<input type="radio"/> No</p> <p>7. Are you willing to participate in a Focus Group discussion?</p> <p><input type="radio"/> No
<input type="radio"/> Yes → In what way would you be willing to participate? (Mark all that apply)</p> <p><input type="checkbox"/> Online
<input type="checkbox"/> By phone
<input type="checkbox"/> In person at a focus group facility</p> <p>Name: _____
Phone Number: _____
Email: _____</p> <p>8. Did you conduct business at a national cemetery during the 2023 calendar year?</p> <p><input type="radio"/> Yes → GO TO QUESTION #1 BELOW
<input type="radio"/> No → GO TO THE MEMORIAL PRODUCTS SERVICE SATISFACTION SURVEY ON PAGE 6</p> |
|--|---|

2024 NATIONAL CEMETERIES SATISFACTION SURVEY

- 1. In the survey packet, please look at the form labeled “INSTRUCTIONS FOR COMPLETING THE “NATIONAL CEMETERIES SATISFACTION SURVEY QUESTION 1” to identify which national cemetery you most frequently did business with and fill in the corresponding bubbles in the columns to the right.**

0	0	0
1	1	1
2	2	2
3	3	3
4	4	4
5	5	5
6	6	6
7	7	7
8	8	8
9	9	9

Please complete this survey based on your experiences at this national cemetery within the 2023 calendar year.

- | | |
|---|---|
| <p>2. How far is your funeral home from the national cemetery with which you most frequently did business?</p> <p><input type="radio"/> Less than 15 miles <input type="radio"/> 45 miles to 59 miles
 <input type="radio"/> 15 miles to 29 miles <input type="radio"/> 60 miles to 75 miles
 <input type="radio"/> 30 miles to 44 miles <input type="radio"/> More than 75 miles</p> | <p>3. How long has your funeral home worked with the national cemetery?</p> <p><input type="radio"/> Less than 1 year <input type="radio"/> 9 to 12 years
 <input type="radio"/> 1 to 4 years <input type="radio"/> 13 years or more
 <input type="radio"/> 5 to 8 years <input type="radio"/> I don't know</p> <p>4. Of the eligible Veteran families you serve, approximately what percent choose burial in the national cemetery?</p> <p><input type="radio"/> 1-4% <input type="radio"/> 25-49%
 <input type="radio"/> 5-9% <input type="radio"/> 50-74%
 <input type="radio"/> 10-14% <input type="radio"/> 75-100%
 <input type="radio"/> 15-24%</p> <p>5. How would you characterize the overall communications from the national cemetery to your funeral home?</p> <p><input type="radio"/> Excellent
 <input type="radio"/> Good
 <input type="radio"/> Fair
 <input type="radio"/> Poor</p> |
|---|---|

< MasterID >

- 2 -

Appendix B: Methodology and Survey Instruments

SEE MARKING INSTRUCTIONS ON THE COVER.	
Correct Mark <input type="radio"/> <input type="radio"/> <input checked="" type="radio"/> <input type="radio"/> Incorrect Marks <input checked="" type="checkbox"/> <input checked="" type="checkbox"/> <input type="checkbox"/> <input type="checkbox"/>	
<p>6. Do you feel that you are well informed by the national cemetery of its policies and procedures?</p> <p><input type="radio"/> Yes, well informed</p> <p><input type="radio"/> Yes, somewhat well informed</p> <p><input type="radio"/> No, not well informed</p> <p>7. In general, of the following services, which one provides you the <u>MOST</u> information about national cemetery policies and procedures? (Mark only one)</p> <p><input type="radio"/> VA/NCA website</p> <p><input type="radio"/> Outreach by cemetery staff</p> <p><input type="radio"/> Veterans Service Officers</p> <p><input type="radio"/> Professional associations/conventions/meetings</p> <p><input type="radio"/> Local newspaper/television news reports</p> <p><input type="radio"/> Other (specify): _____</p> <p>8. What national cemetery policies or procedures do you feel you could use more information about? (Mark all that apply)</p> <p><input type="radio"/> None. I feel well informed</p> <p><input type="radio"/> Scheduling process</p> <p><input type="radio"/> Eligibility requirement for burial in a national cemetery</p> <p><input type="radio"/> Floral policy</p> <p><input type="radio"/> Military funeral honors</p> <p><input type="radio"/> Headstone, marker or columbarium niche cover inscription options</p> <p><input type="radio"/> Presidential Memorial Certificates (the certificate signed by the President of the United States honoring the Veteran's service)</p> <p><input type="radio"/> Other (specify): _____</p> <p><i>For information about the Presidential Memorial Certificate (the certificate signed by the President of the United States honoring the Veteran's service) or to order more copies, please visit our web page at www.cem.va.gov/pmc.asp.</i></p> <p>9. What is the best way for the national cemetery to communicate with your funeral home regarding changes in its policies and procedures? (Mark only one)</p> <p><input type="radio"/> Email</p> <p><input type="radio"/> Letter</p> <p><input type="radio"/> Phone</p> <p><input type="radio"/> Fax</p> <p><input type="radio"/> VA/NCA website</p> <p><input type="radio"/> Newsletter or flyer</p>	<p>10. Overall, how satisfied are you with the communication between your funeral home and the national cemetery?</p> <p><input type="radio"/> Very satisfied</p> <p><input type="radio"/> Somewhat satisfied</p> <p><input type="radio"/> Neither satisfied nor dissatisfied</p> <p><input type="radio"/> Somewhat dissatisfied</p> <p><input type="radio"/> Very dissatisfied</p> <p>11. During committal services, how often do you receive the support you need from cemetery staff?</p> <p><input type="radio"/> Always</p> <p><input type="radio"/> For the most part</p> <p><input type="radio"/> Occasionally</p> <p><input type="radio"/> Never</p> <p>12. Generally, how often do committal services at the national cemetery start on time?</p> <p><input type="radio"/> Always</p> <p><input type="radio"/> For the most part</p> <p><input type="radio"/> Occasionally</p> <p><input type="radio"/> Never</p> <p>13. If you are delayed in arriving at the national cemetery for a scheduled service, how successful is the cemetery in adjusting the schedule to accommodate the family?</p> <p><input type="radio"/> Very successful</p> <p><input type="radio"/> Somewhat successful</p> <p><input type="radio"/> Neither successful nor unsuccessful</p> <p><input type="radio"/> Somewhat unsuccessful</p> <p><input type="radio"/> Very unsuccessful</p> <p><input type="radio"/> Don't know/Not applicable</p> <p>14. How satisfied are you with the NCA's available dates and times to schedule your committal service and/or interment?</p> <p><input type="radio"/> Very satisfied</p> <p><input type="radio"/> Somewhat satisfied</p> <p><input type="radio"/> Neither satisfied nor dissatisfied</p> <p><input type="radio"/> Somewhat dissatisfied</p> <p><input type="radio"/> Very dissatisfied</p>

Appendix B: Methodology and Survey Instruments

SEE MARKING INSTRUCTIONS ON THE COVER. Correct Mark Incorrect Marks

15. Overall, how satisfied were you with the length of time you were on the phone to schedule an interment with the national cemetery?

- Very satisfied
- Somewhat satisfied
- Neither satisfied nor dissatisfied
- Somewhat dissatisfied
- Very dissatisfied

16. How easy is the process of scheduling an interment at the national cemetery?

- Very easy
- Somewhat easy
- Neither easy nor hard
- Somewhat hard
- Very hard

17. How do you compare the ease of scheduling between a national cemetery with scheduling another cemetery type?

- Easier
- About the same
- Harder

18. Do you understand the eligibility requirements for burial in a national cemetery, including eligibility for National Guard, Reservists, and Veteran dependents?

- Yes
- No

19. Are you aware that the Funeral Director resources on the NCA website have links to the NCA videos illustrating different committal service options at VA national cemeteries?

- Yes
- No → GO TO QUESTION #21

20. Do you find the NCA videos illustrating committal services useful in explaining to a family what to expect when scheduling a service at a VA national cemetery?

- Yes
- No
- Did not view the videos

21. How easy is it to schedule military honors at the national cemetery?

- Very easy
- Somewhat easy
- Neither easy nor hard
- Somewhat hard
- Very hard

22. To what extent is the quality of military honors acceptable?

- Very acceptable
- Somewhat acceptable
- Neither acceptable nor unacceptable
- Somewhat unacceptable
- Very unacceptable

23. Do you understand the inscription options for the headstone, marker or columbarium niche cover available to next of kin?

- Yes
- No

24. Do you inform or provide information to your clients about the Veterans Legacy Memorial Program (www.va.gov/remember)?

- Yes
- No

< MasterID > - 4 -

Appendix B: Methodology and Survey Instruments

SEE MARKING INSTRUCTIONS ON THE COVER. Correct Mark Incorrect Marks

For the following series of statements please indicate your level of agreement.	Strongly agree	Agree	Neither agree nor disagree	Disagree	Strongly disagree	Don't know/ Not applicable
25. The <u>upkeep</u> of the headstones, markers, or columbarium niche covers is excellent	<input type="radio"/>	<input type="radio"/>	<input type="radio"/>	<input type="radio"/>	<input type="radio"/>	<input type="radio"/>
26. The committal shelter used for the service was <u>private, clean, and free of safety hazards</u>	<input type="radio"/>	<input type="radio"/>	<input type="radio"/>	<input type="radio"/>	<input type="radio"/>	<input type="radio"/>
27. The cemetery <u>honors</u> all Veterans and their service to our nation.	<input type="radio"/>	<input type="radio"/>	<input type="radio"/>	<input type="radio"/>	<input type="radio"/>	<input type="radio"/>
28. There are <u>sufficient signs</u> within the cemetery to assist visitors.	<input type="radio"/>	<input type="radio"/>	<input type="radio"/>	<input type="radio"/>	<input type="radio"/>	<input type="radio"/>
29. The <u>quality of service</u> received from cemetery staff is excellent.	<input type="radio"/>	<input type="radio"/>	<input type="radio"/>	<input type="radio"/>	<input type="radio"/>	<input type="radio"/>
30. The national cemetery staff was <u>courteous</u>	<input type="radio"/>	<input type="radio"/>	<input type="radio"/>	<input type="radio"/>	<input type="radio"/>	<input type="radio"/>
31. The national cemetery staff was professional in terms of being <u>knowledgeable, helpful, and responsive</u>	<input type="radio"/>	<input type="radio"/>	<input type="radio"/>	<input type="radio"/>	<input type="radio"/>	<input type="radio"/>
32. The National Cemetery Scheduling Office's hours of operation <u>meet my needs</u> for scheduling services	<input type="radio"/>	<input type="radio"/>	<input type="radio"/>	<input type="radio"/>	<input type="radio"/>	<input type="radio"/>
33. The information kiosks (i.e., gravesite locators) are <u>helpful</u> to me.	<input type="radio"/>	<input type="radio"/>	<input type="radio"/>	<input type="radio"/>	<input type="radio"/>	<input type="radio"/>
34. The <u>overall appearance</u> of the national cemetery is excellent.	<input type="radio"/>	<input type="radio"/>	<input type="radio"/>	<input type="radio"/>	<input type="radio"/>	<input type="radio"/>
35. Overall, I am <u>satisfied with my experience</u> at the national cemetery	<input type="radio"/>	<input type="radio"/>	<input type="radio"/>	<input type="radio"/>	<input type="radio"/>	<input type="radio"/>
36. I would <u>recommend</u> the cemetery to Veteran families during their time of need	<input type="radio"/>	<input type="radio"/>	<input type="radio"/>	<input type="radio"/>	<input type="radio"/>	<input type="radio"/>
37. I am willing to <u>rely on</u> VA and the National Cemetery Administration <u>to meet the burial needs of Veterans in the future</u> .	<input type="radio"/>	<input type="radio"/>	<input type="radio"/>	<input type="radio"/>	<input type="radio"/>	<input type="radio"/>
38. I am willing to <u>rely on</u> VA and the National Cemetery Administration <u>to maintain national cemeteries as national shrines in the future</u>	<input type="radio"/>	<input type="radio"/>	<input type="radio"/>	<input type="radio"/>	<input type="radio"/>	<input type="radio"/>
39. <u>My experiences</u> with the national cemetery <u>exceeded my expectations</u>	<input type="radio"/>	<input type="radio"/>	<input type="radio"/>	<input type="radio"/>	<input type="radio"/>	<input type="radio"/>
<p>40. Please use this space to elaborate on any aspect of your experience at the national cemetery you wish to share with us. If your comment is in response to a specific question, please reference the question number.</p> <p>_____</p> <p>_____</p> <p>_____</p> <p>Note: If you would like to be contacted by the cemetery, please write your name and contact information (address or telephone number):</p> <p>_____</p>						

Appendix B: Methodology and Survey Instruments

SEE MARKING INSTRUCTIONS ON THE COVER.

Correct Mark



Incorrect Marks



2024 MEMORIAL PRODUCTS SERVICE SATISFACTION SURVEY

IMPORTANT – PLEASE ANSWER BEFORE PROCEEDING: Did your funeral home order NCA memorial products (headstones, markers, medallions, or Presidential Memorial Certificates (certificate signed by the President of the United States honoring the Veteran's service)) during the 2023 calendar year?

Yes → GO TO QUESTION 1 BELOW

No → GO TO THE STATE, TRIBAL OR TERRITORIAL VETERANS CEMETERIES SATISFACTION SURVEY ON PAGE 9

1. Do you understand the eligibility requirements for Veteran benefits, including eligibility for National Guard, Reservists, and Veteran dependents?

Yes

No

2. On average, about how many VA headstones, markers and medallions do you/your company order in a year?

Less than 10

10 to 25

26 to 40

More than 40

3. Please indicate type(s) of VA headstones/markers/medallions you/your company typically ordered. (Mark all that apply)

Flat Bronze

Flat Stone (Marble/Granite)

Bronze Niche Cover

Upright Stone (Marble/Granite)

Bronze Medallion

4. How do you typically order VA headstones, markers, or medallions? (Mark all that apply)

Via the mail (to National VA)

Online via Quick Submit

Via fax (to National VA)

Via the local VA Office

Other (specify) _____

5. How satisfied are you with the process you typically use to order headstones, markers, and medallions?

Very satisfied

Somewhat satisfied

Neither satisfied nor dissatisfied

Somewhat dissatisfied

Very dissatisfied

6. Of the eligible Veteran families you serve, approximately what percent request VA memorial products?

1-4%

5-9%

10-14%

15-24%

25-49%

50-74%

75-100%

7. Did you call the NCA Applicant Assistance Number (1-800-697-6947) for assistance with a headstone, marker or medallion?

Yes

No → GO TO QUESTION #11

Don't know → GO TO QUESTION #11

8. Why did you call NCA? (Mark all that apply)

To check on the status of an order

To get help with ordering a marker

To file a complaint about a marker

Other (specify): _____

< MasterID >

- 6 -

Appendix B: Methodology and Survey Instruments

SEE MARKING INSTRUCTIONS ON THE COVER.	Correct Mark <input type="radio"/> <input type="radio"/> <input checked="" type="radio"/> <input type="radio"/> Incorrect Marks <input checked="" type="checkbox"/> <input checked="" type="checkbox"/> <input type="checkbox"/> <input type="checkbox"/>
<p>9. How satisfied were you with the service you received from the NCA Customer Service Representative?</p> <p><input type="radio"/> Very satisfied</p> <p><input type="radio"/> Somewhat satisfied</p> <p><input type="radio"/> Neither satisfied nor dissatisfied</p> <p><input type="radio"/> Somewhat dissatisfied</p> <p><input type="radio"/> Very dissatisfied</p> <p>10. Did you speak with an NCA Customer Service Representative initially, or were you transferred to NCA by a VA Customer Representative?</p> <p><input type="radio"/> Spoke with on NCA Customer Service Representative initially</p> <p><input type="radio"/> Transferred to NCA</p> <p><input type="radio"/> Don't know</p> <p>11. How easy is the process of scheduling an interment at a national cemetery vs. a non-VA cemetery?</p> <p><input type="radio"/> Easier at the non-VA cemetery</p> <p><input type="radio"/> About the same</p> <p><input type="radio"/> Easier at the national cemetery</p> <p><input type="radio"/> Don't know/No opinion</p> <p>12. Have you visited the VA website for information about ordering the headstone, marker or medallion?</p> <p><input type="radio"/> Yes</p> <p><input type="radio"/> No → GO TO QUESTION #15</p> <p>13. What kind of information were you looking for on VA's website? (Mark all that apply)</p> <p><input type="radio"/> Download an order form</p> <p><input type="radio"/> Find out what could go on the headstone/maker/medallion</p> <p><input type="radio"/> How to order a headstone/marker/medallion</p> <p><input type="radio"/> Find information on documentation needed</p> <p><input type="radio"/> Find information on certificate signed by the President of the United States honoring the Veteran's service</p> <p><input type="radio"/> Other (specify): _____</p>	<p>14. How satisfied were you with the ease of finding the information you were looking for on VA's website?</p> <p><input type="radio"/> Very satisfied</p> <p><input type="radio"/> Somewhat satisfied</p> <p><input type="radio"/> Neither satisfied nor dissatisfied</p> <p><input type="radio"/> Somewhat dissatisfied</p> <p><input type="radio"/> Very dissatisfied</p> <p>15. When completing an application for a VA headstone, marker or medallion, do you typically... (Mark only one)</p> <p><input type="radio"/> Complete and confirm information with family member's review and signature</p> <p><input type="radio"/> Complete and send to VA</p> <p><input type="radio"/> Partially complete and give to family member for finalization</p> <p><input type="radio"/> Other (specify): _____</p> <p>16. Are you aware of the following requirements?</p> <p>Memorial products orders require the signature from the next of kin or written delegation or representation?</p> <p><input type="radio"/> Yes <input type="radio"/> No</p> <p>Certification that the Veteran for whom the headstone, marker or medallion is intended has not committed a capital crime and/or Tier 3 sex offense?</p> <p><input type="radio"/> Yes <input type="radio"/> No</p> <p>17. Generally, about how long after ordering the headstone, marker, or medallion did it arrive?</p> <p><input type="radio"/> Less than 1 month</p> <p><input type="radio"/> Between 1 and 2 months</p> <p><input type="radio"/> Between 2 and 3 months</p> <p><input type="radio"/> Between 3 and 4 months</p> <p><input type="radio"/> More than 4 months</p> <p><input type="radio"/> Has not arrived yet</p> <p><input type="radio"/> Don't know/Not sure</p> <p>18. How satisfied are you with the amount of time it takes to receive VA markers?</p> <p><input type="radio"/> Very satisfied</p> <p><input type="radio"/> Somewhat satisfied</p> <p><input type="radio"/> Neither satisfied nor dissatisfied</p> <p><input type="radio"/> Somewhat dissatisfied</p> <p><input type="radio"/> Very dissatisfied</p>

Appendix B: Methodology and Survey Instruments

SEE MARKING INSTRUCTIONS ON THE COVER.

Correct Mark Incorrect Marks

19. In the past year, have you/your company had problems with a delivered headstone, marker or medallion?

- Yes
- No → GO TO QUESTION #23
- Don't know → GO TO QUESTION #23

20. About what percentage of the markers that you receive have problems?

- Less than 1%
- 1-5%
- 6-10%
- More than 10%

21. What types of problems have you experienced with VA furnished headstones and markers? (Mark all that apply)

- Broken/chipped headstones/markers
- Typographical errors
- Wrong information/symbol
- Discoloration
- Wrong type of headstone/marker
- Other (specify): _____

22. How satisfied are you with the timeliness in which problems have been corrected?

- Very satisfied
- Somewhat satisfied
- Neither satisfied nor dissatisfied
- Somewhat dissatisfied
- Very dissatisfied

23. Generally, how would you rate the quality of the VA headstones or markers received compared to those received in previous years in the following areas?

	Excellent	Above average	Average	Below average	Extremely poor
Cut	<input type="radio"/>	<input type="radio"/>	<input type="radio"/>	<input type="radio"/>	<input type="radio"/>
Polish	<input type="radio"/>	<input type="radio"/>	<input type="radio"/>	<input type="radio"/>	<input type="radio"/>
Color	<input type="radio"/>	<input type="radio"/>	<input type="radio"/>	<input type="radio"/>	<input type="radio"/>
Finish	<input type="radio"/>	<input type="radio"/>	<input type="radio"/>	<input type="radio"/>	<input type="radio"/>
Depth of the inscription (Stone only).....	<input type="radio"/>	<input type="radio"/>	<input type="radio"/>	<input type="radio"/>	<input type="radio"/>

24. Please indicate your level of agreement with the following statement: "The overall quality (i.e., craftsmanship, not damaged, correct inscription spelling, etc.) of the headstone, marker, or medallion I received from the VA was excellent."

- Strongly agree
- Agree
- Neither agree nor disagree
- Disagree
- Strongly disagree

25. Are you aware of the Presidential Memorial Certificate (PMC) (the certificate signed by the President of the United States honoring the Veteran's service)?

- Yes
- No → GO TO QUESTION #28

For more information about the Presidential Memorial Certificate (the certificate signed by the President of the United States honoring the Veterans service) or to order more copies, please visit our webpage at www.cem.va.gov/pmc.asp

26. Do you typically inform your clients about the Presidential Memorial Certificate?

- Yes
- No

27. Do you typically order the Presidential Memorial Certificate for your clients?

- Yes
- No

28. Overall, how satisfied are you with your experience with these VA Memorial Products and Services?

- Very satisfied
- Somewhat satisfied
- Neither satisfied nor dissatisfied
- Somewhat dissatisfied
- Very dissatisfied

29. Please use this space to elaborate on any additional aspects of your experience you would like to share with the NCA. If your comment is in response to a specific question, please reference the question number.

< MasterID >

- 8 -

Appendix B: Methodology and Survey Instruments

SEE MARKING INSTRUCTIONS ON THE COVER.

Correct Mark Incorrect Marks

2024 STATE, TRIBAL OR TERRITORIAL VETERANS CEMETERIES SATISFACTION SURVEY

IMPORTANT – PLEASE ANSWER BEFORE PROCEEDING: Did you conduct business at a state, tribal or territorial Veterans cemetery during the 2023 calendar year?

- Yes → Go to Question 1 below
 No → Please return this survey in the pre-paid envelope provided

1. In the survey packet, please look at the form labeled “INSTRUCTIONS FOR COMPLETING THE STATE, TRIBAL OR TERRITORIAL VETERANS CEMETERIES SATISFACTION QUESTION 1” to identify which state, tribal or territorial Veterans cemetery you most frequently did business with and fill in the corresponding bubble to the right.

0	0	0
1	1	1
2	2	2
3	3	3
4	4	4
5	5	5
6	6	6
7	7	7
8	8	8
9	9	9

Please complete this survey based on your experiences at this cemetery within the 2023 calendar year.

2. How far is your funeral home from the state, tribal or territorial Veterans cemetery with which you most frequently did business?

- Less than 15 miles 45 to 59 miles
 15 to 29 miles 60 to 75 miles
 30 to 44 miles More than 75 miles

3. How long has your funeral home worked with the state, tribal or territorial Veterans cemetery?

- Less than 1 year 9 to 12 years
 1 to 4 years 13 years or more
 5 to 8 years Don't know

4. Of the eligible Veteran families you serve, approximately what percent choose burial in the state, tribal or territorial Veterans cemetery?

- 1-4% 25-49%
 5-9% 50-74%
 10-14% 75-100%
 15-24%

5. How would you characterize the overall communication from the state, tribal or territorial Veterans cemetery to your funeral home?

- Excellent
 Good
 Fair
 Poor

6. Do you feel that you are well informed by the state, tribal or territorial Veterans cemetery of its policies and procedures?

- Yes, well informed
 Yes, somewhat well informed
 No, not well informed

7. In general, of the following services, which one provides you the MOST information about state, tribal or territorial Veterans cemetery policies and procedures? (Mark only one)

- Outreach by cemetery staff
 State, tribal or territorial/VA/NCA website
 Veterans Service Officers
 Professional associations/conventions/ meetings
 Local newspaper/television or news reports
 Other (specify): _____

8. About which state, tribal or territorial Veterans cemetery policies or procedures do you feel you could use more information? (Mark all that apply)

- None, I feel well informed
 Scheduling process
 Eligibility requirements for burial in a state, tribal or territorial Veterans cemetery
 Presidential Memorial Certificate (the certificate signed by the President of the United States honoring the Veteran's service)
 Military funeral honors
 Floral policy
 Headstone, marker, or columbarium niche cover inscription options
 Other (specify): _____

For information about the Presidential Memorial Certificate (the certificate signed by the President of the United States honoring the Veteran's service) or to order more copies, please visit our web page at www.cem.va.gov/pmc.asp.

9. What is the best way for the state, tribal or territorial Veterans cemetery to communicate with your funeral home regarding changes in its policies and procedures? (Mark only one)

- Email Fax
 Phone State, tribal or territorial website
 Letter Newsletter or flyer

Appendix B: Methodology and Survey Instruments

SEE MARKING INSTRUCTIONS ON THE COVER.

Correct Mark Incorrect Marks

10. Overall, how satisfied are you with the communication between your funeral home and the state, tribal or territorial Veterans cemetery?

- Very satisfied
- Somewhat satisfied
- Neither satisfied nor dissatisfied
- Somewhat dissatisfied
- Very dissatisfied

For general information about eligibility for interment at a state, tribal or territorial or Veterans cemetery, please visit our web pages at www.cem.va.gov/cem/grants/veterans_cemeteries.asp and www.cem.va.gov/cem/burial_benefits/eligible.asp.

11. Do you understand the eligibility requirements for burial in a state, tribal or territorial Veterans cemetery, including eligibility for National Guard, Reservists, and Veteran dependents?

- Yes
- No

12. Do you understand the inscription options for the headstone, marker or columbarium niche cover available to next of kin?

- Yes
- No

13. How satisfied are you with the state, tribal or territorial Veterans cemetery available dates and times to schedule your committal service and/or interment?

- Very satisfied
- Somewhat satisfied
- Neither satisfied nor dissatisfied
- Somewhat dissatisfied
- Very dissatisfied

14. How easy is the process of scheduling an interment at the state, tribal or territorial Veterans cemetery?

- Very easy
- Somewhat easy
- Neither easy nor hard
- Somewhat hard
- Very hard

15. How long does it typically take to confirm the scheduling of an interment with the state, tribal or territorial Veterans cemetery?

- Less than 1 hour
- 1 to 2 hours
- 2 to 3 hours
- 3 to 4 hours
- 4 to 5 hours
- 5 to 6 hours
- 1 to 2 days
- More than 2 days

16. Overall, how satisfied were you with the length of time you were on the phone to schedule an interment with the state, tribal or territorial Veterans cemetery?

- Very satisfied
- Somewhat satisfied
- Neither satisfied nor dissatisfied
- Somewhat dissatisfied
- Very dissatisfied

17. How do you compare the ease of scheduling between a state, tribal or territorial Veterans cemetery with another cemetery type?

- Easier
- About the same
- Harder

18. During committal services, how often do you receive the support you need from cemetery staff?

- Always
- For the most part
- Occasionally
- Never

19. Generally, how often do committal services at the state, tribal or territorial Veterans cemetery start on time?

- Always
- For the most part
- Occasionally
- Never

20. If you are delayed in arriving at the state, tribal or territorial Veterans cemetery for a scheduled service, how successful is the cemetery in adjusting the schedule to accommodate the family?

- Very successful
- Somewhat successful
- Neither successful nor unsuccessful
- Somewhat unsuccessful
- Very unsuccessful
- Don't know/Not applicable

21. How easy is it to schedule military honors at the state, tribal or territorial Veterans cemetery?

- Very easy
- Somewhat easy
- Neither easy nor hard
- Somewhat hard
- Very hard

22. Are you aware of any state, tribal or territorial Veterans cemetery information resources on military honors?

- Yes
- No
- Don't know

< MasterID >

- 10 -

Appendix B: Methodology and Survey Instruments

SEE MARKING INSTRUCTIONS ON THE COVER. Correct Mark Incorrect Marks

<p>23. To what extent is the quality of military honors acceptable?</p> <p><input type="radio"/> Very acceptable</p> <p><input type="radio"/> Somewhat acceptable</p> <p><input type="radio"/> Neither acceptable nor unacceptable</p> <p><input type="radio"/> Somewhat unacceptable</p> <p><input type="radio"/> Very unacceptable</p>	<p>24. Do you inform or provide information to your clients about the Veterans Legacy Memorial Program (www.va.gov/remember)?</p> <p><input type="radio"/> Yes</p> <p><input type="radio"/> No</p> <p><input type="radio"/> Don't know</p>
---	--

For the following series of statements please indicate your level of agreement.		Strongly agree	Agree	Neither agree nor disagree	Disagree	Strongly Disagree	Don't know/ Not applicable
25. The <u>upkeep</u> of the headstones, markers, or columbarium niche covers is excellent	<input type="radio"/>	<input type="radio"/>	<input type="radio"/>	<input type="radio"/>	<input type="radio"/>	<input type="radio"/>	<input type="radio"/>
26. The committal shelter used for the service was <u>private, clean, and free of safety hazards</u>	<input type="radio"/>	<input type="radio"/>	<input type="radio"/>	<input type="radio"/>	<input type="radio"/>	<input type="radio"/>	<input type="radio"/>
27. The state, tribal or territorial Veterans cemetery <u>honors</u> all Veterans and their service to our nation	<input type="radio"/>	<input type="radio"/>	<input type="radio"/>	<input type="radio"/>	<input type="radio"/>	<input type="radio"/>	<input type="radio"/>
28. There are <u>sufficient signs</u> within the state, tribal or territorial Veterans cemetery to assist visitors.	<input type="radio"/>	<input type="radio"/>	<input type="radio"/>	<input type="radio"/>	<input type="radio"/>	<input type="radio"/>	<input type="radio"/>
29. The <u>quality of service</u> received from state, tribal or territorial Veterans cemetery staff is excellent.	<input type="radio"/>	<input type="radio"/>	<input type="radio"/>	<input type="radio"/>	<input type="radio"/>	<input type="radio"/>	<input type="radio"/>
30. The state, tribal or territorial Veterans cemetery staff was <u>courteous</u>	<input type="radio"/>	<input type="radio"/>	<input type="radio"/>	<input type="radio"/>	<input type="radio"/>	<input type="radio"/>	<input type="radio"/>
31. The state, tribal or territorial Veterans cemetery staff was professional in terms of being <u>knowledgeable, helpful, and responsive</u>	<input type="radio"/>	<input type="radio"/>	<input type="radio"/>	<input type="radio"/>	<input type="radio"/>	<input type="radio"/>	<input type="radio"/>
32. The state, tribal or territorial Veterans cemetery hours of operation <u>meet my needs</u> for scheduling services.	<input type="radio"/>	<input type="radio"/>	<input type="radio"/>	<input type="radio"/>	<input type="radio"/>	<input type="radio"/>	<input type="radio"/>
33. The information kiosks (i.e., gravesite locators) are <u>helpful</u> to me.	<input type="radio"/>	<input type="radio"/>	<input type="radio"/>	<input type="radio"/>	<input type="radio"/>	<input type="radio"/>	<input type="radio"/>
34. The <u>overall appearance</u> of the state, tribal or territorial Veterans cemetery is excellent	<input type="radio"/>	<input type="radio"/>	<input type="radio"/>	<input type="radio"/>	<input type="radio"/>	<input type="radio"/>	<input type="radio"/>
35. Overall, I am <u>satisfied with my experience</u> at the state, tribal or territorial Veterans cemetery.	<input type="radio"/>	<input type="radio"/>	<input type="radio"/>	<input type="radio"/>	<input type="radio"/>	<input type="radio"/>	<input type="radio"/>
36. I would <u>recommend</u> the state, tribal or territorial Veterans cemetery to Veteran families during their time of need	<input type="radio"/>	<input type="radio"/>	<input type="radio"/>	<input type="radio"/>	<input type="radio"/>	<input type="radio"/>	<input type="radio"/>

Appendix B: Methodology and Survey Instruments

SEE MARKING INSTRUCTIONS ON THE COVER.

Correct Mark Incorrect Marks

For the following series of statements please indicate your level of agreement.

	Strongly agree	Agree	Neither agree nor disagree	Disagree	Strongly Disagree	Don't know/ Not applicable
37. I am willing to <u>rely on</u> the state, tribal or territorial Veterans cemetery to meet the burial needs of Veterans in the future	<input type="radio"/>	<input type="radio"/>	<input type="radio"/>	<input type="radio"/>	<input type="radio"/>	<input type="radio"/>
38. I am willing to <u>rely on</u> the state, tribal or territorial governments to maintain the cemeteries as national shrines in the future	<input type="radio"/>	<input type="radio"/>	<input type="radio"/>	<input type="radio"/>	<input type="radio"/>	<input type="radio"/>
39. <u>My experiences</u> with the state, tribal or territorial Veterans cemetery <u>exceeded my expectations</u>	<input type="radio"/>	<input type="radio"/>	<input type="radio"/>	<input type="radio"/>	<input type="radio"/>	<input type="radio"/>

40. *Please use this space to elaborate on any aspect of your experience at the state, tribal or territorial Veterans cemetery you wish to share with us. If your comment is in response to a specific question, please reference the question number.*

Note: *If you would like to be contacted by the cemetery, please write your name and contact information (address or telephone number):*

PLEASE mail this completed questionnaire in the enclosed pre-paid envelope as soon as possible. If you misplaced the pre-paid envelope, you may mail the completed survey to the following address using your own envelope:

DEPARTMENT OF VETERANS AFFAIRS
VA NCA CUSTOMER SATISFACTION SURVEY
PO BOX 510570
LIVONIA, MI 48151

If you have any questions about this research, please contact the Survey Help Line at 1-833-231-7069 or email VistraResearch@ConsultVistra.com.

< MasterID >

- 12 -

Appendix C: User Guide

SECTION DESCRIPTION

- This section presents an explanation of how to read and interpret the graphs and tables used in this report.
- Stacked bar graphs and data tables are used to illustrate the results of survey items with a continuous response scale (e.g., “Strongly agree” to “Strongly disagree”).
- Standard bar graphs are used to illustrate the results of survey items with a nominal response scale (i.e., categorical responses with no rank order such as Veteran status, race, ethnicity, type of communication, etc.).

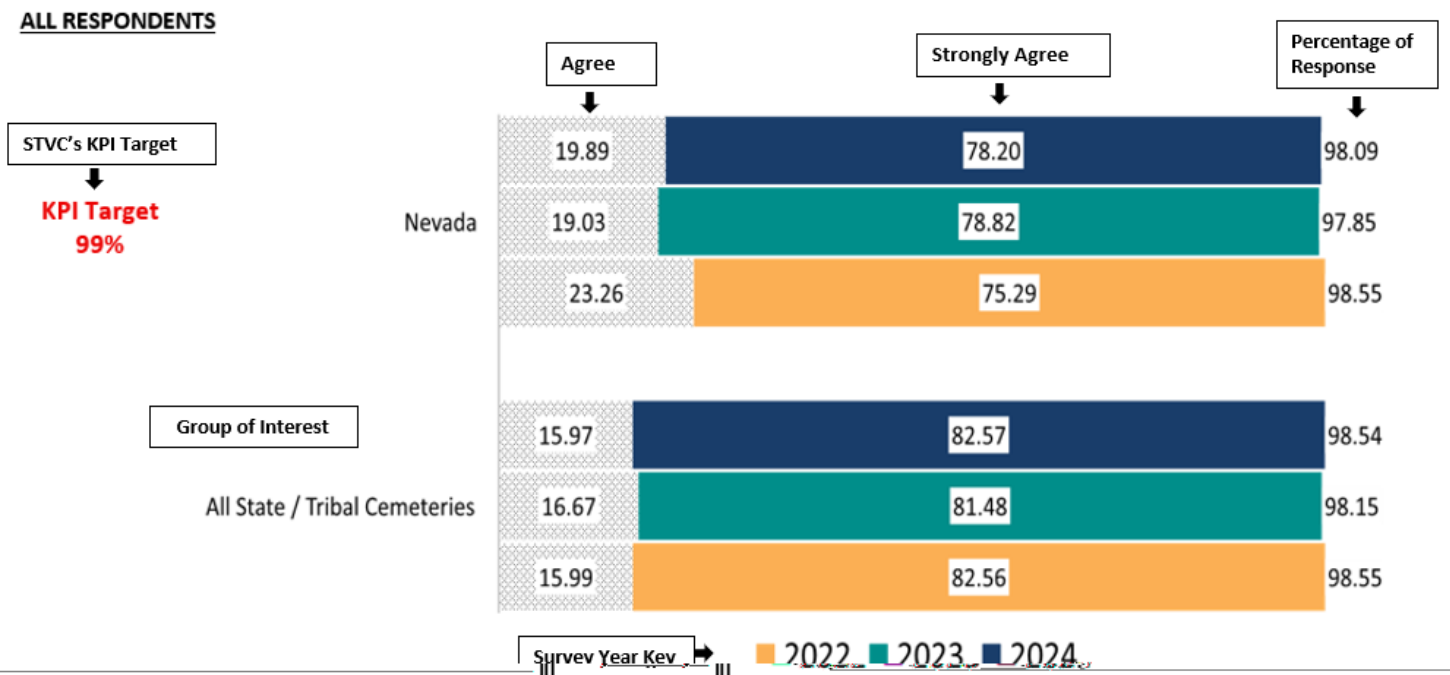
Question Numbers

Questions that were asked of both next of kin and funeral directors are presented together in All Respondents graphs followed by the sample type’s respective graph. When presented together, the first number presented for the question is the question number for next of kin, and the second is the question number for funeral directors. In the below example, Question 46 was asked of next of kin in the 2024 State, Tribal or Territorial Veterans Cemeteries Next of Kin/Family Member Satisfaction Survey, while Question 34 was asked of funeral directors in the 2024 Funeral Director Satisfaction Survey.

Stacked Bar Graphs

Stacked bar graphs are used in this report to illustrate the results of survey items with a continuous response scale (e.g., “Strongly agree” to “Strongly disagree”). The graphs depict the frequency of positive responses to an item, while maintaining the distinction between the degree of endorsement (e.g., “Agree” and “Strongly agree”). In each stacked bar graph, the percentage of participants responding positively to the item is depicted across all state, tribal or territorial Veterans cemeteries survey participants.

Question 46/34: The overall appearance of the state, tribal or territorial Veterans cemetery is excellent.



A survey year key is located at the bottom of the graph. When data are available, the graph will display data from the current year and the previous year. According to the key in this example, 2024 data are shown by the top blue bars (darkest shade), 2023 data are shown by the middle green bars (medium shade), and 2022 data are shown by the orange bars (lightest shade).

The percentages to the right of the chart represent the percentage of participants who responded positively to the item (i.e., the sum of both moderate and strong positive responses). The percentages in the middle are the strong positive response (in this case, “Strongly agree”) and the percentages on the

Appendix C: User Guide

left are the moderate responses (in this case, “Agree”). For example, in the above graph 19.89% of all respondents selected “Agree” in 2024 and 78.20% selected “Strongly agree,” so in total, 98.09% of participants responded positively to this item.

When an NCA KPI target exists for an item, the KPI target is presented at the top left of the graph. This is meant to aid with the comparison between NCA’s KPI target on the item and the actual satisfaction survey data. In this example, the KPI target is 99.00%, while the actual satisfaction scores on this item have ranged from 97.85% to 98.55%.

Data Tables

Accompanying each stacked bar graph is a data table that presents detailed item-level results for the current year and the previous year (when available). The total number of respondents (n) and the percentage of respondents selecting each possible response option are provided.

	Year	n	Strongly agree	*Change Score	Agree	Neither agree nor disagree	Disagree	Strongly Disagree
Nevada	2024	367	78.20%	-0.62%	19.89%	1.63%	0.27%	0.00%
	2023	373	78.82%	3.53%	19.03%	1.34%	0.54%	0.27%
	2022	344	75.29%	0.05%	23.26%	1.16%	0.29%	0.00%
All State / Tribal Cemeteries	2024	8505	82.57%	1.09%	15.97%	1.03%	0.22%	0.20%
	2023	8200	81.48%	-1.08%	16.67%	1.49%	0.24%	0.12%
	2022	8700	82.56%	2.26%	15.99%	1.08%	0.22%	0.15%
Southern Nevada Veterans Memorial Cemetery	2024	295	77.63%	-2.30%	20.68%	1.36%	0.34%	0.00%
	2023	279	79.93%	7.73%	18.28%	1.43%	0.36%	0.00%
	2022	241	72.20%	0.68%	25.73%	1.66%	0.41%	0.00%
Northern Nevada Veterans Memorial Cemetery	2024	72	80.56%	5.03%	16.67%	2.78%	0.00%	0.00%
	2023	94	75.53%	-6.99%	21.28%	1.06%	1.06%	1.06%
	2022	103	82.52%	-2.57%	17.48%	0.00%	0.00%	0.00%

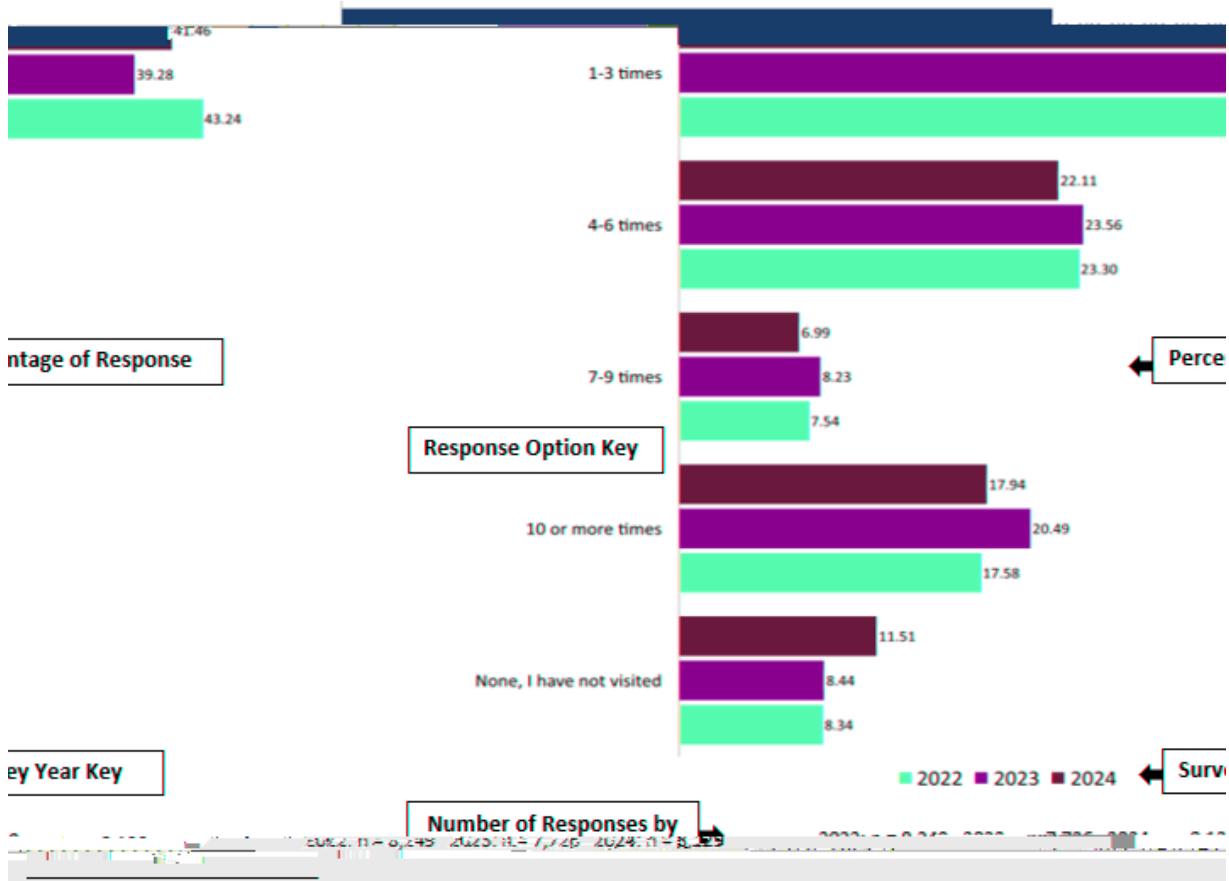
Change scores represent the difference between the percentages of participants selecting the most positive response option (e.g., “Strongly agree,” “Very satisfied”) for the row year versus the previous year. For example, in the above table 78.20% of respondents selected “Strongly agree” in 2024, while 78.82% selected this option in 2023. The change score was calculated as follows: $78.20\% - 78.82\% = -0.62\%$. Although 2021 data are not presented in the table, the 2022 change score represents the difference between the percentage of respondents selecting “Strongly agree” in 2022 and in 2021.

Positive change scores indicate an improvement since the previous year, while negative change scores indicate a decline in the percentage of participants who selected the most positive response option.

All cemeteries with 30 or more responses from next of kin and funeral directors are reported. Individual cemetery reports were not produced for cemeteries that did not meet this threshold. All cemeteries’ responses are included in the total sample for the national and State-level reports.

Standard Bar Graphs

While stacked bar graphs are used for all items that are assessed on a continuous scale (e.g., “Strongly agree” to “Strongly disagree”), standard bar graphs are used for all items assessed on a nominal scale (i.e., categorical responses with no rank order such as Veteran status, race, ethnicity, type of communication, etc.).



Standard bar graphs list all possible response options along the vertical axis. If available, data are presented for the current year and the two previous years. The color to designate each year’s data is presented in the survey year key. In the above example, 2024 data are represented by the top blue bars, 2023 data are represented by the middle green bars, and 2022 data are represented by the bottom yellow bars. Thus, 41.46% of respondents selected 1-3 times in 2024, 39.28% selected 1-3 times in 2023, and 43.24% selected 1-3 times in 2022.

The graph above depicts an example item in which respondents could select only one option, so that for each year, data will sum to approximately 100% across the possible response options (the total may vary slightly due to rounding).

Items on which respondents were instructed to “Mark all that apply” may also be depicted with standard bar graphs, but percentages may not sum to 100%. Despite this difference, the graphs can be interpreted in the same manner.

Data tables are not provided for these items because the standard bar graphs depict the full range of response options, unlike the stacked bar graphs that present only the positive response options.

Since a data table is not provided, the total number of respondents for each of the three years is presented at the bottom of the graph.

Appendix D: Question Locator

SECTION DESCRIPTION

- Appendix D provides a reference chart that lists each survey item and the corresponding report page number where its survey data can be found.

Appendix D: Question Locator

Questions for All Participants

Question #		Question Text	Report Page #
NOK	FD		Report Page #
41	29	The quality of service received from cemetery staff is excellent.	10 – 11
46	34	The overall appearance of the state, tribal or territorial Veterans cemetery is excellent.	12 – 13
14	26	The committal shelter used for the service was private, clean, and free of safety hazards.	15 – 16
40	28	There are sufficient signs within the state, tribal or territorial Veterans cemetery to assist visitors.	17 – 18
39	25	The upkeep of the headstones, markers, or columbarium niche covers is excellent.	19 – 20
49	36	I would recommend the state, tribal or territorial Veterans cemetery to Veteran families during their time of need.	21 – 22
51	38	I am willing to rely on state, tribal or territorial governments to maintain national cemeteries as national shrines in the future.	28 – 29
50	37	I am willing to rely on state, tribal or territorial Veterans cemetery to meet the burial needs of Veterans in the future.	30 – 31
48	27	The state, tribal or territorial Veterans cemetery honors all Veterans and their service to our nation.	32 – 33
42	30	The state, tribal or territorial Veterans cemetery staff was courteous.	94 – 95
43	31	The state, tribal or territorial Veterans cemetery staff was professional in terms of being knowledgeable, helpful, and responsive.	96 - 97
45	33	The information kiosks (i.e., gravesite locators) are helpful to me.	98 – 99
47	35	Overall, I am satisfied with my experience at the state, tribal or territorial Veterans cemetery.	100 – 101
52	39	My experiences with the state, tribal or territorial Veterans cemetery exceeded my expectations.	102 – 103

Appendix D: Question Locator

Questions for Next of Kin

Question #	Question Text	Report Page #
STVC NOK		Report Page #
1	Why did you choose to inter your loved one in a state, tribal or territorial Veterans cemetery? (Mark all that apply)	34
2	Prior to your time of need, were you aware of the benefits related to burial in a state, tribal or territorial Veterans cemetery?	37
3	How did you learn of these benefits prior to your time of need? (Mark all that apply)	38
4	Prior to the time of need, what is the BEST way for the state, tribal or territorial Veterans cemetery to convey information regarding benefits? (Mark only one)	39
5	Did the funeral director provide information about burial and memorial benefits available for Veterans? (Mark all that apply)	40
6	Was a committal service held at the state, tribal or territorial Veterans cemetery for your loved one?	41
7	How satisfied were you with the available dates and times offered for the scheduling of your committal service?	42
8	To what extent were you informed of the details (e.g., length of service, use of committal shelters) related to the committal service prior to attending the service?	43
9	Prior to the service for your loved one, did you view the NCA videos illustrating different committal service options at state, tribal or territorial Veterans cemeteries?	73
10	The video(s) helped me understand the burial process at the state, tribal or territorial Veterans cemetery.	74
11	Was your experience at the cemetery similar to the video on service options you viewed?	75
12	At the committal service, did your family have any of the following special needs or requests? (Mark all that apply)	70
13	Was the cemetery able to accommodate these special needs or requests to your satisfaction?	71
15	If your loved one received military funeral honors, how satisfied were you with the honors received?	76
16	Overall, how satisfied were you with the committal service at the state, tribal or territorial Veterans cemetery?	23
17	How many times have you visited the cemetery where your loved one was interred?	119
18	How far do you reside from the cemetery?	120
19	Do any of the following factors limit the number of times you visit the state, tribal or territorial Veterans cemetery where your loved one is interred? (Mark all that apply)	121
20	Overall, how satisfied were you with the information provided throughout your experience with the state, tribal or territorial Veterans cemetery?	36
21	Looking back at your overall experiences with the state, tribal or territorial Veterans cemetery, which items would you have liked more information about? (Mark all that apply)	56
23	Were the inscription options for the headstone, marker, or columbarium niche cover explained to you?	89
24	Did you feel you had sufficient time to make a decision on the headstone, marker, or columbarium niche cover inscription?	90
25	How satisfied were you with the amount of time it took for the permanent headstone, marker, or columbarium niche cover to be in place?	24
26	Overall, how satisfied were you with the quality and appearance of the headstone, marker, or columbarium niche cover when it arrived?	91
27	When the headstone, marker, or columbarium niche cover arrived, was the inscription accurate?	92

Appendix D: Question Locator

Questions for Next of Kin

Question #	Question Text	Report Page #
STVC NOK		Report Page #
28	Did you receive a certificate signed by the President of the United States honoring the Veteran's service?	44
29	How satisfied were you with the quality of the certificate signed by the President of the United States honoring the Veteran's service?	45
30	Why were you not satisfied with the quality of the certificate signed by the President of the United States honoring the Veteran's service? (Mark all that apply)	46
31	Are you aware of the Veterans Legacy Memorial (VLM) web site www.va.gov/remember/ ?	48
32	How easy was the VLM site to navigate?	49
33	Have you added content to a Veteran page on the VLM site? (Mark all that apply)	50
34	Are you aware of the NCA Pre-Need Eligibility Process?	51
35	How did you become aware of the Pre-Need opportunity? (Mark all that apply)	52
36	Have you applied for Pre-Need Eligibility?	53
37	Were you satisfied with the length of time it took to receive a certificate of eligibility?	54
44	The appearance of my loved one's gravesite/columbaria is excellent.	14
53	Had I been able, I would have chosen to inter my loved one at a VA national cemetery rather than the state, tribal or territorial Veterans cemetery.	105
54	Please choose any of the following reasons to describe why you would have preferred interment in a VA national cemetery rather than a state, tribal or territorial Veterans cemetery. (Mark all that apply)	106
55	Have you visited a VA national cemetery?	107
56	Based on your visit, the appearance of the state, tribal or territorial Veterans cemetery compares favorably to the VA national cemetery.	108
57	Based on your visit, the quality of service at the state, tribal or territorial Veterans cemetery compares favorably to the VA national cemetery.	109
58	The honor of being interred at a state, tribal or territorial Veterans cemetery is equivalent to that of being interred at a VA national cemetery.	110
59	Are you aware of the PACT Act (The Sergeant First Class Heath Robinson Honoring our Promise to Address Comprehensive Toxics Act) and the expanded eligibility of VA health care for Veterans with toxic exposure?	47
60	Was your loved one your.....	123
61	Are you a Veteran married/partnered to a Veteran?	125
62	Are you a Veteran?	124
63	What is your gender?	126
64	Did your loved one describe themselves as.....?	131
65	What language do you mainly speak at home?	132
66	In what year were you born? (Age group)	146
67	Are you Hispanic or Latino?	133
68	Are you...? (Mark all that apply)	137
69	In what belief tradition was the burial conducted?	122
70	Have you or your loved one used any other VA Benefits? (Mark all that apply)	55

Appendix D: Question Locator

Questions for Funeral Directors

Question #	Question Text	Report Page #
FD		Report Page #
GEN FD Q1	Do you inform families of Veterans of their potential burial and memorial benefits from the VA for which they might be eligible?	112
GEN FD Q2	Are you aware there are resources available for Funeral Directors on the NCA Website?	113
GEN FD Q3	Do you typically provide information resources on military honors to next of kin?	114
GEN FD Q4	Are you aware of the NCA Pre-Need Eligibility process?	115
GEN FD Q5	How often do your customers request “green” (i.e., environmentally sensitive) burials?	116
GEN FD Q6	Did you offer livestreaming of committal services at cemeteries?	117
2	How far is your funeral home from the state, tribal or territorial Veterans cemetery with which you most frequently did business?	147
3	How long has your funeral home worked with the state, tribal or territorial Veterans cemetery?	148
4	Of the eligible Veteran families you serve, approximately what percent choose burial in the state, tribal or territorial Veterans cemetery?	149
5	How would you characterize the overall communication from the state, tribal or territorial Veterans cemetery to your funeral home?	59
6	Do you feel that you are well informed by the state, tribal or territorial Veterans cemetery of its policies and procedures?	60
7	In general, of the following services, which one provides you the MOST information about state, tribal or territorial Veterans cemetery policies and procedures? (Mark only one)	61
8	About which state, tribal or territorial Veterans cemetery policies or procedures do you feel you could use more information? (Mark all that apply)	62
9	What is the best way for the state, tribal or territorial Veterans cemetery to communicate with your funeral home regarding changes in its policies and procedures? (Mark only one)	66
10	Overall, how satisfied are you with the communication between your funeral home and the state, tribal or territorial Veterans cemetery?	58
11	Do you understand the eligibility requirements for burial in a state, tribal or territorial Veterans cemetery, including eligibility for National Guard, Reservists, and Veteran dependents?	63
12	Do you understand the inscription options for the headstone, marker, or columbarium niche cover available to next of kin?	64
13	How satisfied are you with the state, tribal or territorial Veterans cemetery available dates and times to schedule your committal service and/or interment?	78
14	How easy is the process of scheduling an interment at the state, tribal or territorial Veterans cemetery?	25
15	How long does it typically take to confirm the scheduling of an interment with the state, tribal or territorial Veterans cemetery?	81
16	Overall, how satisfied were you with the length of time you were on the phone to schedule an interment with the state, tribal or territorial Veterans cemetery?	26
17	How do you compare the ease of scheduling between a state, tribal or territorial Veterans cemetery with another cemetery type?	79
18	During committal services, how often do you receive the support you need from cemetery staff?	80
19	Generally, how often do committal services at the state, tribal or territorial Veterans cemetery start on time?	82
20	If you are delayed in arriving at the state, tribal or territorial Veterans cemetery for a scheduled service, how successful is the cemetery in adjusting the schedule to accommodate the family?	83
21	How easy is it to schedule military honors at the state, tribal or territorial Veterans cemetery?	84
22	Are you aware of any state, tribal or territorial Veterans cemetery information resources on military honors?	150
23	To what extent is the quality of military honors acceptable?	85

Appendix D: Question Locator

Question #	Question Text	Report Page #
FD		Report Page #
24	Do you inform or provide information to your clients about the Veterans Legacy Memorial Program (www.va.gov/remember)?	65
32	The state, tribal or territorial Veterans cemetery hours of operation meet my needs for scheduling services.	67

Appendix E: Response Rates

SECTION DESCRIPTION

- This appendix provides detailed information about the response rates for each cemetery included in the 2024 State, Tribal or Territorial Veterans Cemeteries Next of Kin/Family Member Satisfaction Survey and the 2024 Funeral Director Satisfaction Survey.

Appendix E: Response Rates

National Response Rates

Nationally, the survey yielded a response rate of 35.75% (44.53% for next of kin and 22.06% funeral directors). The response rate is calculated by dividing the number of completed questionnaires by the number of eligible questionnaires.

The funeral director response rate is reported only at the national level.

Eligible questionnaires were those that were returned completed and those that were not returned. Ineligible questionnaires were those that were returned undeliverable. 1,050 undeliverable pieces of mail (3.36%) were received over the course of the 2024 survey. The following number of surveys were defined as undeliverable and not delivered to the respondent and returned to the post office:

Undeliverable Reason	Number of Surveys Returned/Percent			
	Next of Kin		Funeral Directors	
Not deliverable as addressed	253	42.66%	144	31.51%
Attempted - not known	116	19.56%	69	15.10%
Insufficient address	64	10.79%	39	8.53%
No such number	36	6.07%	30	6.56%
No mail receptacle	33	5.56%	114	24.95%
Vacant	30	5.06%	32	7.00%
Unable to forward	20	3.37%	4	0.88%
Unclaimed	10	1.69%	7	1.53%
Undeliverable as addressed	6	1.01%	1	0.22%
Deceased	6	1.01%	0	0.00%
No such street	6	1.01%	3	0.66%
Return to sender	4	0.67%	4	0.88%
Refused	3	0.51%	4	0.88%
No comment	3	0.51%	2	0.44%
Moved and left no address	1	0.17%	0	0.00%
Recipient unknown/Wrong address	1	0.17%	0	0.00%
Illegible	1	0.17%	1	0.22%
Not at this address	0	0.00%	3	0.66%
Total	593	100.00%	457	100.00%

Appendix E: Response Rates

The table below presents information about the overall response rates for the next of kin and funeral director surveys.

Survey Response Rates			
	Next of Kin	Funeral Directors	Total
Total Sample	19,010	12,280	31,290
Undeliverable	593	457	1,050
Total Eligible Questionnaires	18,417	11,823	30,240
Total Returned Surveys	8,202	2,608	10,810
English Surveys Returned	8,169	2,594	10,763
Spanish Surveys Returned	33	14	47
Total Response Rate (Returned/Eligible)	44.53%	22.06%	35.75%

The table below presents the response rates for next of kin and funeral directors by cohort.

Response Rate by Cohort				
	Next of Kin		Funeral Directors	
	Cohort 1	Cohort 2	Cohort 1	Cohort 2
Total Sample	9,525	9,485	12,195	85
Undeliverable	343	250	446	11
Total Eligible Questionnaires	9,182	9,235	11,749	74
Total Returned Surveys	4,068	4,134	2,594	14
Total Response Rate (Returned/Eligible)	44.30%	44.76%	22.08%	18.92%

NoK Cohort 1: English surveys, 1/1/2023-6/30/2023 interments; NoK Cohort 2: English surveys, 7/1/2023-12/31/2023 interments and Spanish surveys, 1/1/2023-12/31/2023 interments; FD Cohort 1: English surveys, 1/1/2023-12/31/2023 interments; FD Cohort 2: Spanish surveys, 1/1/2023-12/31/2023 interments

The table below presents survey returns by completion method.

Survey Returns by Web and Mail					
		Next of Kin		Funeral Directors	
Web Completes	English	1,240	15.12%	498	19.10%
	Spanish	6	0.07%	1	0.04%
	Total	1,246	15.19%	499	19.13%
Paper Completes	English	6,929	84.48%	2,096	80.37%
	Spanish	27	0.33%	13	0.50%
	Total	6,956	84.81%	2,109	80.87%
Total Returned Surveys		8,202	100.00%	2,608	100.00%

*18,940 English-language NOK and 70 Spanish-language survey NOK questionnaires were mailed for this survey; 12,195 English-language FD and 85 Spanish-language FD survey questionnaires were mailed for this survey.

Appendix E: Response Rates

Cemetery Reports

All cemeteries with 30 or more responses from next of kin and funeral directors are reported. Individual cemetery reports were not produced for cemeteries that did not meet this threshold. All cemeteries' responses are included in the total sample for the national and state-level reports.

Appendix E: Response Rates

The table below presents response rates for each state, tribal or territorial Veterans cemetery included in the 2024 NCA Survey of Customer Satisfaction. The names of cemeteries listed in italics are tribal cemeteries.

Cemetery Name	Next of Kin			Funeral Directors
	Surveys Sent	Returned n	Response Rate	Returned n
Alabama State Veterans Cemetery - Spanish Fort	206	93	45.15%	4
Albert G. Horton Jr. Memorial Veterans Cemetery	690	264	38.26%	7
<i>All Nations Veterans Cemetery</i>	0	0	N/A	0
Angel Fire State Veterans Cemetery	0	0	N/A	2
<i>Apsaalooke Veterans Cemetery</i>	0	0	N/A	1
Arizona Veterans Memorial Cemetery at Camp Navajo	51	25	49.02%	3
Arizona Veterans Memorial Cemetery at Marana	172	83	48.26%	4
Arkansas State Veterans Cemetery - Birdeye	0	0	N/A	4
Arkansas Veterans Cemetery at North Little Rock	291	100	34.36%	8
Atlantic Garden Veterans Cemetery	88	38	43.18%	1
<i>Big Sandy Rancheria Veterans Cemetery</i>	0	0	N/A	1
Brigadier General William C. Doyle Veterans Memorial Cemetery	1,126	483	42.90%	34
California Central Coast Veterans Cemetery	204	100	49.02%	2
Central Louisiana Veterans Cemetery	99	38	38.38%	3
Central Texas State Veterans Cemetery	542	209	38.56%	11
Central Wisconsin Veterans Memorial Cemetery	169	78	46.15%	5
Cheltenham Veterans Cemetery	414	163	39.37%	5
Coastal Bend Veterans Cemetery	246	105	42.68%	4
Coastal Carolina State Veterans Cemetery	164	66	40.24%	3
Colonel Raymond F. Gates Memorial Cemetery	6	1	16.67%	1
Connecticut State Veterans Cemetery - Middletown	309	120	38.83%	11
Crownsville Veterans Cemetery	345	145	42.03%	7
Delaware Veterans Memorial Cemetery New Castle County - Bear	0	0	N/A	2
Delaware Veterans Memorial Cemetery Sussex County - Millsboro	195	75	38.46%	0
Donel Kinnard Memorial State Veterans Cemetery	144	54	37.50%	3
East Hawaii Veterans Cemetery – 1	0	0	N/A	0
East Hawaii Veterans Cemetery – 2	0	0	N/A	0
East Tennessee State Veterans Cemetery (Lyons View)	64	19	29.69%	0
East Tennessee State Veterans Cemetery II (John Sevier)	299	137	45.82%	8
Eastern Carolina State Veterans Cemetery	152	62	40.79%	11
Eastern Montana State Veterans Cemetery	17	11	64.71%	0

Appendix E: Response Rates

The table below presents response rates for each state, tribal or territorial Veterans cemetery included in the 2024 NCA Survey of Customer Satisfaction. The names of cemeteries listed in italics are tribal cemeteries.

Cemetery Name	Next of Kin			Funeral Directors
	Surveys Sent	Returned n	Response Rate	Returned n
Eastern Shore Veterans Cemetery	112	41	36.61%	1
Fort Stanton State Veterans Cemetery	0	0	N/A	0
Gallup State Veterans Cemetery	0	0	N/A	0
Garrison Forest Veterans Cemetery	507	171	33.73%	3
Georgia Veterans Memorial Cemetery - Glennville	146	66	45.21%	3
Georgia Veterans Memorial Cemetery - Milledgeville	153	57	37.25%	4
Guam Veterans Cemetery	0	0	N/A	0
Hawaii State Veterans Cemetery	250	120	48.00%	1
<i>Houlton Band of Maliseet Indians Veterans Cemetery</i>	0	0	N/A	0
Idaho State Veterans Cemetery	371	188	50.67%	6
Idaho State Veterans Cemetery - Blackfoot	58	31	53.45%	2
Indiana Veterans Memorial Cemetery	157	65	41.40%	7
Iowa Veterans Cemetery	280	121	43.21%	8
Kansas Veterans Cemetery at Fort Dodge	46	19	41.30%	0
Kansas Veterans Cemetery at Fort Riley	131	56	42.75%	2
Kansas Veterans Cemetery at Wakeeney	42	22	52.38%	0
Kansas Veterans Cemetery at Winfield	150	63	42.00%	7
Kauai Veterans Cemetery	0	0	N/A	0
Kentucky Veterans Cemetery - Central	320	124	38.75%	13
Kentucky Veterans Cemetery - North	104	41	39.42%	4
Kentucky Veterans Cemetery - Northeast	165	63	38.18%	5
Kentucky Veterans Cemetery - Southeast	20	10	50.00%	2
Kentucky Veterans Cemetery - West	194	93	47.94%	7
<i>Lakota Freedom Veterans Cemetery</i>	0	0	N/A	1
Lanai Veterans Cemetery	0	0	N/A	0
<i>Leech Lake Veterans Cemetery</i>	0	0	N/A	0
M.J. Dolly Cooper Veterans Cemetery	232	86	37.07%	8
Maine Veterans Memorial Cemetery - Civic Center Drive	120	57	47.50%	0
Maine Veterans Memorial Cemetery - Mt. Vernon Road	160	66	41.25%	3
Massachusetts State Veterans Cemetery - Agawam	347	163	46.97%	4
Massachusetts State Veterans Cemetery - Winchendon	144	67	46.53%	2
Maui Veterans Cemetery	0	0	N/A	0

Appendix E: Response Rates

The table below presents response rates for each state, tribal or territorial Veterans cemetery included in the 2024 NCA Survey of Customer Satisfaction. The names of cemeteries listed in italics are tribal cemeteries.

Cemetery Name	Next of Kin			Funeral Directors
	Surveys Sent	Returned n	Response Rate	Returned n
<i>Metlakatla Veterans Memorial Cemetery</i>	0	0	N/A	0
Middle Tennessee State Veterans Cemetery	337	134	39.76%	6
Minnesota State Veterans Cemetery – Duluth	151	98	64.90%	2
Minnesota State Veterans Cemetery - Little Falls	251	133	52.99%	14
Minnesota State Veterans Cemetery – Preston	162	100	61.73%	3
Minnesota State Veterans Cemetery - Redwood Falls	25	18	72.00%	1
Mississippi Veterans Memorial Cemetery - Newton	122	47	38.52%	3
Missouri State Veterans Cemetery – Bloomfield	133	49	36.84%	5
Missouri State Veterans Cemetery - Fort Leonard Wood	156	65	41.67%	4
Missouri State Veterans Cemetery - Higginsville	203	101	49.75%	12
Missouri State Veterans Cemetery - Jacksonville	145	77	53.10%	3
Missouri Veterans Cemetery – Springfield	377	176	46.68%	6
Molokai Veterans Cemetery	0	0	N/A	0
Montana State Veterans Cemetery	180	95	52.78%	2
<i>Monte Calvario Veterans Cemetery</i>	0	0	N/A	0
Nebraska Veterans Cemetery at Alliance	37	21	56.76%	3
New Hampshire State Veterans Cemetery	435	209	48.05%	6
North Dakota Veterans Cemetery	231	120	51.95%	4
North Mississippi Veterans Memorial Cemetery – Kilmichael	53	23	43.40%	4
Northeast Louisiana Veterans Cemetery	127	55	43.31%	5
Northern California Veterans Cemetery	170	73	42.94%	4
Northern Maine Veterans Cemetery	110	51	46.36%	0
Northern Nevada Veterans Memorial Cemetery	173	72	41.62%	1
Northern Wisconsin Veterans Memorial Cemetery	163	106	65.03%	3
Northwest Louisiana Veterans Cemetery	171	58	33.92%	4
Ohio Veterans Home Cemetery	0	0	N/A	6
Oklahoma State – Ardmore	0	0	N/A	2
Oregon Trail Veterans Cemetery	136	62	45.59%	2
Pennsylvania Soldiers and Sailors Home Cemetery - Erie	0	0	N/A	3
Rhode Island Veterans Cemetery	499	185	37.07%	2
Rio Grande Valley State Veterans Cemetery	148	57	38.51%	4

Appendix E: Response Rates

The table below presents response rates for each state, tribal or territorial Veterans cemetery included in the 2024 NCA Survey of Customer Satisfaction. The names of cemeteries listed in italics are tribal cemeteries.

Cemetery Name	Next of Kin			Funeral Directors
	Surveys Sent	Returned n	Response Rate	Returned n
Rocky Gap Veterans Cemetery	172	83	48.26%	3
Saipan Veterans Cemetery – CNMI	0	0	N/A	0
<i>San Carlos Apache Tribal Veterans Cemetery</i>	0	0	N/A	0
Sandhills State Veterans Cemetery	233	81	34.76%	6
<i>Seminole Nation and Veterans Memorial Cemetery</i>	0	0	N/A	1
<i>Sicangu Akicita Owicaha Veterans Cemetery</i>	0	0	N/A	0
<i>Sisseton-Wahpeton Oyate Veterans Cemetery</i>	0	0	N/A	0
South Dakota Veterans Cemetery	142	80	56.34%	5
Southeast Louisiana Veterans Cemetery	233	94	40.34%	11
Southern Arizona Veterans' Memorial Cemetery	133	68	51.13%	1
Southern Maine Veterans Cemetery	149	56	37.58%	1
Southern Minnesota State Veterans Cemetery	0	0	N/A	2
Southern Nevada Veterans Memorial Cemetery	796	308	38.69%	4
Southern Wisconsin Veterans Memorial Cemetery	495	235	47.47%	10
Southwest Louisiana Veterans Cemetery	122	47	38.52%	6
Southwest Virginia Veterans Cemetery	109	46	42.20%	6
Sunset Veterans Cemetery	0	0	N/A	3
Tennessee State Veterans Cemetery at Parkers Crossroads	94	42	44.68%	5
Texas State Veterans Cemetery at Abilene	150	65	43.33%	6
Utah State Veterans Cemetery	5	2	40.00%	1
Vermont Veterans Memorial Cemetery	0	0	N/A	0
Veterans Memorial Cemetery of Western Colorado	171	79	46.20%	1
Virginia Veterans Cemetery at Amelia	198	91	45.96%	6
Washington State Veterans Cemetery - Medical Lake	256	123	48.05%	4
West Hawaii State Veterans Cemetery	0	0	N/A	0
West Tennessee State Veterans Cemetery	515	179	34.76%	9
Western Carolina State Veterans Cemetery	0	0	N/A	9
Western Montana Veterans Cemetery	140	79	56.43%	1
<i>White Eagle Cemetery</i>	0	0	N/A	0
<i>Yurok Veterans Cemetery</i>	0	0	N/A	0

Appendix F: Survey Results by Question

- This appendix provides the 2024 State, Tribal or Territorial Veterans Cemeteries Next of Kin/Family Member Satisfaction Survey and the 2024 Funeral Director Satisfaction Survey results by question.

Appendix F: Survey Results by Question (Next of Kin)

Survey Results by Question: Next of Kin

1. Why did you choose to inter your loved one in a state, tribal or territorial Veterans cemetery? (Mark all that apply)	Texas	All State / Tribal Cemeteries
	n=436	n=8,201
My loved one wanted to be interred in a state, tribal or territorial Veterans cemetery	62.61%	57.91%
My loved one wanted to be close to other relatives or friends already buried in the cemetery	16.51%	20.25%
The cemetery location will make it easy to visit my loved one's gravesite	33.94%	28.92%
It was a more affordable burial option	26.38%	26.79%
The cemetery's reputation in the local Veteran Community	24.31%	21.31%
It was recommended by a VA outreach officer and/or at a VA outreach event	5.05%	3.05%
It was recommended by the funeral director	6.88%	9.07%
It was recommended by someone I trust (e.g. friend, relative, Veterans Service Officer, etc.)	11.70%	12.38%
Other (specify)	6.65%	7.05%
2. Prior to your time of need, were you aware of the benefits related to burial in a state, tribal or territorial Veterans cemetery?	Texas	All State / Tribal Cemeteries
	n=430	n=7,897
Yes	77.67%	74.72%
No	22.33%	25.28%
3. How did you learn of these benefits prior to your time of need? (Mark all that apply)	Texas	All State / Tribal Cemeteries
	n=334	n=5,901
Family member/friend	44.91%	47.52%
Pre-Need Burial Eligibility Determination	9.88%	10.22%
Funeral home	16.17%	15.46%
Military discharge-related materials	23.95%	20.74%
Other Veteran/active duty member	18.56%	17.27%
VA/NCA pamphlet, brochure, newsletter	7.19%	5.63%
VA/NCA website	3.59%	3.05%
VA/NCA social media (Facebook or X, formerly known as Twitter)	<1%	<1%
Veterans Service Organization	17.96%	15.23%
Other VA Organization	3.29%	2.37%
Local news	4.79%	2.41%
Professional/military association meetings	2.99%	2.29%
Other (specify)	4.49%	5.61%

Appendix F: Survey Results by Question (Next of Kin)

4. Prior to the time of need, what is the BEST way for the state, tribal or territorial Veterans cemetery to convey information regarding benefits? (Mark only one)	Texas	All State / Tribal Cemeteries
	n=376	n=7,081
Email	28.46%	29.29%
Newsletter/flyer	26.60%	30.45%
Local newspaper/television news reports	19.15%	16.76%
VA/NCA Social Media (Facebook or X, formerly known as Twitter)	7.71%	7.30%
Professional/military association meetings	9.31%	8.64%
Other (specify)	8.78%	7.56%
5. Did the funeral director provide information about burial and memorial benefits available for Veterans? (Mark all that apply)	Texas	All State / Tribal Cemeteries
	n=436	n=8,202
Not applicable: Funeral Director not used	15.14%	14.06%
Funeral Director provided information about VA burial benefits for Veterans	58.72%	57.05%
Funeral Director provided information about VA memorial benefits for Veterans	33.26%	30.14%
No, the Funeral Director did not provide information about either VA burial or memorial benefits	13.30%	16.00%
6. Was a committal service held at the state, tribal or territorial Veterans cemetery for your loved one?	Texas	All State / Tribal Cemeteries
	n=427	n=7,909
Yes, and I was involved in planning it	60.42%	57.96%
Yes, but I was not involved in planning it	22.72%	23.05%
No, the committal service was not held	12.18%	15.10%
Don't know/Can't recall	4.68%	3.89%
7. How satisfied were you with the available dates and times offered for the scheduling of your committal service?	Texas	All State / Tribal Cemeteries
	n=253	n=4,498
Very satisfied	87.75%	84.64%
Somewhat satisfied	9.49%	11.34%
Neither satisfied nor dissatisfied	1.58%	1.65%
Somewhat dissatisfied	<1%	1.98%
Very dissatisfied	<1%	<1%

Appendix F: Survey Results by Question (Next of Kin)

8. To what extent were you informed of the details (e.g. length of service, use of committal shelters) related to the committal service prior to attending the service?	Texas	All State / Tribal Cemeteries
	n=253	n=4,495
Very informed	87.35%	84.34%
Somewhat informed	11.07%	12.79%
Neither informed nor uninformed	1.19%	1.33%
Somewhat uninformed	0.00%	1.11%
Very uninformed	<1%	<1%
9. Prior to the service for your loved one, did you view the NCA videos illustrating different committal service options at state, tribal or territorial Veterans cemeteries?	Texas	All State / Tribal Cemeteries
	n=246	n=4,462
Yes, the Funeral Director provided it	8.94%	6.81%
Yes, but it was not provided by the Funeral Director	2.85%	3.07%
No	88.21%	90.12%
10. The video(s) helped me understand the burial process at the state, tribal or territorial Veterans cemetery.	Texas	All State / Tribal Cemeteries
	n=28	n=423
Strongly agree	75.00%	56.97%
Agree	21.43%	33.33%
Neither agree nor disagree	3.57%	9.22%
Disagree	0.00%	<1%
Strongly disagree	0.00%	<1%
11. Was your experience at the cemetery similar to the video on service options you viewed?	Texas	All State / Tribal Cemeteries
	n=28	n=418
Yes	96.43%	96.41%
No	3.57%	3.59%

Appendix F: Survey Results by Question (Next of Kin)

12. At the committal service, did your family have any of the following special needs or requests? (Mark all that apply)	Texas	All State / Tribal Cemeteries
	n=251	n=4,446
Visit the grave	29.08%	29.35%
View the burial	27.89%	19.12%
Special religious practices	14.34%	15.00%
Special cultural practices	2.79%	1.75%
Additional seating at the committal service	3.59%	6.07%
Handicapped accommodations	4.38%	5.29%
No, my family did not have any specific needs or requests	59.36%	58.77%
13. Was the cemetery able to accommodate these special needs or requests to your satisfaction?	Texas	All State / Tribal Cemeteries
	n=100	n=1,814
No, and I did not understand why	0.00%	1.65%
No, and I understand why	1.00%	2.59%
Yes, somewhat	5.00%	5.68%
Yes, completely	94.00%	90.08%
14. The committal shelter used for the service was private, clean, and free of safety hazards.	Texas	All State / Tribal Cemeteries
	n=348	n=6,283
Strongly agree	91.38%	87.06%
Agree	8.05%	9.66%
Neither agree nor disagree	<1%	3.06%
Disagree	0.00%	<1%
Strongly disagree	0.00%	<1%
15. If your loved one received military funeral honors, how satisfied were you with the honors received?	Texas	All State / Tribal Cemeteries
	n=263	n=4,676
Very satisfied	94.68%	93.14%
Somewhat satisfied	3.42%	4.19%
Neither satisfied nor dissatisfied	<1%	1.09%
Somewhat dissatisfied	1.14%	<1%
Very dissatisfied	<1%	<1%

Appendix F: Survey Results by Question (Next of Kin)

16. Overall, how satisfied were you with the committal service at the state, tribal or territorial Veterans cemetery?	Texas	All State / Tribal Cemeteries
	n=353	n=6,349
Very satisfied	94.90%	92.36%
Somewhat satisfied	4.53%	5.75%
Neither satisfied nor dissatisfied	<1%	<1%
Somewhat dissatisfied	0.00%	<1%
Very dissatisfied	<1%	<1%
17. How many times have you visited the cemetery where your loved one was interred?	Texas	All State / Tribal Cemeteries
	n=433	n=8,129
1-3 times	41.34%	41.46%
4-6 times	18.24%	22.11%
7-9 times	8.55%	6.99%
10 or more times	24.25%	17.94%
None, I have not visited	7.62%	11.51%
18. How far do you reside from the cemetery?	Texas	All State / Tribal Cemeteries
	n=433	n=8,101
Less than 15 miles	22.17%	20.95%
15 to 29 miles	24.25%	25.31%
30 to 44 miles	15.94%	17.31%
45 to 59 miles	10.16%	9.78%
60 to 75 miles	5.77%	5.94%
More than 75 miles	21.71%	20.73%
19. Do any of the following factors limit the number of times you visit the state, tribal or territorial Veterans cemetery where your loved one is interred? (Mark all that apply)	Texas	All State / Tribal Cemeteries
	n=208	n=8,202
Distance to the cemetery	74.52%	73.06%
Access to transportation	13.94%	12.32%
Health status	28.37%	23.44%
Other (specify)	9.13%	11.93%
None of these factors limit my visits	51.38%	50.96%

Appendix F: Survey Results by Question (Next of Kin)

20. Overall, how satisfied were you with the information provided throughout your experience with the state, tribal or territorial Veterans cemetery?	Texas	All State / Tribal Cemeteries
	n=434	n=8,129
Very satisfied	94.47%	87.56%
Somewhat satisfied	4.15%	8.59%
Neither satisfied nor dissatisfied	1.38%	2.62%
Somewhat dissatisfied	0.00%	<1%
Very dissatisfied	0.00%	<1%
21. Looking back at your overall experiences with the state, tribal or territorial Veterans cemetery, which items would you have liked more information about? (Mark all that apply)	Texas	All State / Tribal Cemeteries
	n=422	n=7,902
None, I was well informed	77.96%	74.15%
Details of the committal service	5.21%	7.73%
Floral policy	9.00%	7.07%
Military funeral honors	4.50%	5.39%
Headstone or marker inscription options	4.03%	6.47%
Location of gravesite	3.79%	4.57%
Certificate signed by the President of the United States honoring the Veteran's service	6.16%	6.86%
Layout of cemetery (Maps)	4.03%	3.89%
Timeline of replacement of headstone/marker	3.44%	4.52%
Directions to Cemetery	1.42%	1.53%
Other (specify)	1.18%	2.33%
23. Were the inscription options for the headstone, marker, or columbarium niche cover explained to you?	Texas	All State / Tribal Cemeteries
	n=426	n=8,044
Yes	91.55%	86.70%
No	3.52%	7.40%
Not Sure/Don't know	4.93%	5.91%
24. Did you feel you had sufficient time to make a decision on the headstone, marker, or columbarium niche cover inscription?	Texas	All State / Tribal Cemeteries
	n=422	n=7,933
Yes	95.50%	91.83%
No	4.50%	8.17%

Appendix F: Survey Results by Question (Next of Kin)

25. How satisfied were you with the amount of time it took for the permanent headstone, marker, or columbarium niche cover to be placed?	Texas	All State / Tribal Cemeteries
	n=411	n=7,661
Very satisfied	90.27%	81.88%
Somewhat satisfied	6.08%	11.13%
Neither satisfied nor dissatisfied	3.41%	4.76%
Somewhat dissatisfied	<1%	1.61%
Very dissatisfied	0.00%	<1%
26. Overall, how satisfied were you with the quality and appearance of the headstone, marker, or columbarium niche cover when it arrived?	Texas	All State / Tribal Cemeteries
	n=398	n=7,091
Very satisfied	94.97%	91.72%
Somewhat satisfied	3.52%	5.42%
Neither satisfied nor dissatisfied	1.01%	1.23%
Somewhat dissatisfied	<1%	1.04%
Very dissatisfied	0.00%	<1%
27. When the headstone, marker, or columbarium niche cover arrived, was the inscription accurate?	Texas	All State / Tribal Cemeteries
	n=409	n=7,530
Yes	92.67%	88.19%
No	1.96%	3.20%
Don't know	5.38%	8.61%
28. Did you receive a certificate signed by the President of the United States honoring the Veteran's service?	Texas	All State / Tribal Cemeteries
	n=334	n=6,169
Yes	48.20%	43.85%
No	38.32%	40.02%
Don't Know	13.47%	16.13%

Appendix F: Survey Results by Question (Next of Kin)

29. How satisfied were you with the quality of the certificate signed by the President of the United States honoring the Veteran’s service?	Texas	All State / Tribal Cemeteries
	n=154	n=2,639
Very satisfied	85.71%	84.39%
Somewhat satisfied	4.55%	7.81%
Neither satisfied nor dissatisfied	9.74%	6.37%
Somewhat dissatisfied	0.00%	<1%
Very dissatisfied	0.00%	<1%
30. Why were you not satisfied with the quality of the certificate signed by the President of the United States honoring Veteran’s service? (Mark all that apply)	Texas	All State / Tribal Cemeteries
	n=10	n=116
Name was misspelled	0.00%	10.34%
Envelope was bent/torn	10.00%	11.21%
Poor print quality	10.00%	8.62%
Other (specify)	80.00%	76.72%
31. Are you aware of the Veterans Legacy Memorial (VLM) web site www.va.gov/remember ?	Texas	All State / Tribal Cemeteries
	n=421	n=7,931
Yes, and I have visited the site	10.21%	7.92%
Yes, but I have not visited the site	19.00%	17.08%
No. This is the first I have heard of it	70.78%	75.00%
32. How easy was the VLM site to navigate?	Texas	All State / Tribal Cemeteries
	n=41	n=606
Very easy	51.22%	55.28%
Easy	41.46%	33.33%
Neither easy nor difficult	2.44%	9.74%
Difficult	4.88%	1.32%
Very difficult	0.00%	<1%

Appendix F: Survey Results by Question (Next of Kin)

33. Have you added content to a Veteran page on the VLM site? (Mark all that apply)	Texas	All State / Tribal Cemeteries
	n=43	n=628
Yes	23.26%	28.34%
No. The content submission process was too difficult	25.58%	26.11%
No. I'm not comfortable sharing content on a Veteran's page	41.86%	44.43%
No. Other (specify)	51.16%	41.88%
34. Are you aware of the NCA Pre-Need Eligibility process?	Texas	All State / Tribal Cemeteries
	n=416	n=7,765
Yes	17.55%	17.39%
No	82.45%	82.61%
35. How did you become aware of the Pre-Need opportunity? (Mark all that apply)	Texas	All State / Tribal Cemeteries
	n=73	n=1,350
Family member/friends	39.73%	38.00%
Funeral home	26.03%	22.74%
Military discharge related materials	21.92%	16.30%
Other Veterans/Active-duty members	15.07%	15.41%
Pre-Need Burial Eligibility Determination	9.59%	20.07%
Veterans Service Organization	9.59%	17.26%
VA/NCA pamphlet, newsletter, brochure	4.11%	8.07%
VA/NCA website	5.48%	6.07%
Other VA organization	1.37%	2.96%
Professional/military association meetings	1.37%	2.96%
Local news	2.74%	2.00%
VA/NCA social media (Facebook or X, formerly known as Twitter)	0.00%	<1%
Other (specify)	4.11%	7.04%
36. Have you applied for Pre-Need Eligibility?	Texas	All State / Tribal Cemeteries
	n=71	n=1,273
Yes	42.25%	49.49%
No	57.75%	50.51%

Appendix F: Survey Results by Question (Next of Kin)

37. Were you satisfied with the length of time it took to receive a certificate of eligibility?	Texas	All State / Tribal Cemeteries
	n=26	n=588
Yes	92.31%	92.35%
No	0.00%	1.02%
Have not received yet	7.69%	6.63%
39. The upkeep of the headstones, markers, or columbarium niche covers is excellent	Texas	All State / Tribal Cemeteries
	n=416	n=7,502
Strongly agree	81.49%	75.99%
Agree	17.55%	20.90%
Neither agree nor disagree	<1%	2.36%
Disagree	<1%	<1%
Strongly disagree	0.00%	<1%
40. There are sufficient signs within the state, tribal or territorial Veterans cemetery to assist visitors	Texas	All State / Tribal Cemeteries
	n=421	n=7,703
Strongly agree	71.26%	63.04%
Agree	23.28%	28.37%
Neither agree nor disagree	3.80%	5.98%
Disagree	1.66%	2.18%
Strongly disagree	0.00%	<1%
41. The quality of service received from the state, tribal or territorial Veterans cemetery staff is excellent	Texas	All State / Tribal Cemeteries
	n=423	n=7,819
Strongly agree	82.51%	75.23%
Agree	14.89%	20.51%
Neither agree nor disagree	2.60%	3.30%
Disagree	0.00%	<1%
Strongly disagree	0.00%	<1%

Appendix F: Survey Results by Question (Next of Kin)

42. The state, tribal or territorial Veterans cemetery staff was courteous	Texas	All State / Tribal Cemeteries
	n=419	n=7,810
Strongly agree	86.87%	81.37%
Agree	12.41%	16.38%
Neither agree nor disagree	<1%	1.78%
Disagree	0.00%	<1%
Strongly disagree	0.00%	<1%
43. The state, tribal or territorial Veterans cemetery staff was professional in terms of being knowledgeable, helpful, and responsive	Texas	All State / Tribal Cemeteries
	n=418	n=7,772
Strongly agree	84.21%	79.35%
Agree	14.59%	17.06%
Neither agree nor disagree	1.20%	2.83%
Disagree	0.00%	<1%
Strongly disagree	0.00%	<1%
44. The appearance of my loved one's gravesite/columbarium is excellent.	Texas	All State / Tribal Cemeteries
	n=415	n=7,582
Strongly agree	82.17%	78.01%
Agree	15.66%	17.99%
Neither agree nor disagree	1.93%	2.95%
Disagree	<1%	<1%
Strongly disagree	0.00%	<1%
45. The information kiosks (i.e., gravesite locators) are helpful to me	Texas	All State / Tribal Cemeteries
	n=356	n=6,425
Strongly agree	69.10%	61.40%
Agree	22.75%	25.42%
Neither agree nor disagree	7.87%	11.28%
Disagree	<1%	1.32%
Strongly disagree	0.00%	<1%

Appendix F: Survey Results by Question (Next of Kin)

46. The overall appearance of the state, tribal or territorial Veterans cemetery is excellent	Texas	All State / Tribal Cemeteries
	n=426	n=7,910
Strongly agree	87.09%	83.12%
Agree	12.91%	15.52%
Neither agree nor disagree	0.00%	<1%
Disagree	0.00%	<1%
Strongly disagree	0.00%	<1%
47. Overall, I am satisfied with my experience at the state, tribal or territorial Veterans cemetery	Texas	All State / Tribal Cemeteries
	n=424	n=7,958
Strongly agree	85.85%	79.73%
Agree	13.21%	17.96%
Neither agree nor disagree	<1%	1.58%
Disagree	<1%	<1%
Strongly disagree	0.00%	<1%
48. The state, tribal or territorial Veterans cemetery honors all Veterans and their service to our nation	Texas	All State / Tribal Cemeteries
	n=412	n=7,712
Strongly agree	87.38%	80.41%
Agree	12.14%	17.18%
Neither agree nor disagree	<1%	2.01%
Disagree	0.00%	<1%
Strongly disagree	0.00%	<1%
49. I would recommend the state, tribal or territorial Veterans cemetery to Veteran families during their time of need	Texas	All State / Tribal Cemeteries
	n=425	n=7,978
Strongly agree	88.94%	83.42%
Agree	10.35%	15.23%
Neither agree nor disagree	<1%	1.09%
Disagree	0.00%	<1%
Strongly disagree	0.00%	<1%

Appendix F: Survey Results by Question (Next of Kin)

50. I am willing to rely on state, tribal or territorial Veterans cemetery to meet the burial needs of Veterans in the future.	Texas	All State / Tribal Cemeteries
	n=419	n=7,714
Strongly agree	85.68%	79.09%
Agree	12.41%	18.42%
Neither agree nor disagree	1.67%	2.05%
Disagree	<1%	<1%
Strongly disagree	0.00%	<1%
51. I am willing to rely on state, tribal or territorial governments to maintain national cemeteries as national shrines in the future	Texas	All State / Tribal Cemeteries
	n=422	n=7,823
Strongly agree	83.89%	78.58%
Agree	14.45%	18.88%
Neither agree nor disagree	1.42%	2.25%
Disagree	0.00%	<1%
Strongly disagree	<1%	<1%
52. My experiences with the state, tribal or territorial Veterans cemetery exceeded my expectations	Texas	All State / Tribal Cemeteries
	n=424	n=7,947
Strongly agree	80.19%	69.88%
Agree	16.98%	22.94%
Neither agree nor disagree	2.59%	6.08%
Disagree	<1%	<1%
Strongly disagree	0.00%	<1%
53. Had I been able, I would have chosen to inter my loved one at a VA national cemetery rather than the state, tribal or territorial Veterans cemetery.	Texas	All State / Tribal Cemeteries
	n=418	n=7,756
Strongly agree	8.61%	8.43%
Agree	6.22%	5.40%
Neither agree nor disagree	51.20%	49.79%
Disagree	27.03%	28.02%
Strongly disagree	6.94%	8.35%

Appendix F: Survey Results by Question (Next of Kin)

54. Please choose any of the following reasons to describe why you would have preferred interment in a VA national cemetery rather than a state, tribal or territorial Veterans cemetery. (Mark all that apply)	Texas	All State / Tribal Cemeteries
	n=61	n=998
My loved one wanted to be interred in a VA national cemetery	59.02%	59.82%
Other family members are interred in a VA national cemetery	31.15%	22.34%
Others recommended the VA national cemetery	14.75%	12.42%
There is no cost to inter my loved one at a national cemetery	24.59%	23.75%
A national cemetery is more prestigious than a state, tribal or territorial Veterans cemetery	19.67%	18.64%
The appearance and quality of service at a national cemetery is superior to the appearance and quality of service at a state, tribal or territorial Veterans cemetery	19.67%	19.74%
Other (specify)	4.92%	6.41%
55. Have you visited a VA national cemetery?	Texas	All State / Tribal Cemeteries
	n=392	n=7,565
Yes	56.38%	58.07%
No	43.62%	41.93%
56. Based on your visit, the appearance of the state, tribal or territorial Veterans cemetery compares favorably to the VA national cemetery.	Texas	All State / Tribal Cemeteries
	n=214	n=4,272
Strongly agree	69.16%	61.42%
Agree	24.77%	28.42%
Neither agree nor disagree	5.14%	8.87%
Disagree	<1%	1.03%
Strongly disagree	0.00%	<1%
57. Based on your visit, the quality of service at the state, tribal or territorial Veterans cemetery compares favorably to the VA national cemetery.	Texas	All State / Tribal Cemeteries
	n=217	n=4,230
Strongly agree	59.45%	53.43%
Agree	24.42%	27.19%
Neither agree nor disagree	15.67%	18.35%
Disagree	<1%	<1%
Strongly disagree	0.00%	<1%

Appendix F: Survey Results by Question (Next of Kin)

58. The honor of being interred at a state, tribal or territorial Veterans cemetery is equivalent to that of being interred at a VA national cemetery.	Texas	All State / Tribal Cemeteries
	n=390	n=7,191
Strongly agree	52.31%	48.16%
Agree	30.00%	32.14%
Neither agree nor disagree	16.15%	17.58%
Disagree	1.54%	1.89%
Strongly disagree	0.00%	<1%
59. Are you aware of the PACT Act (The Sergeant First Class Heath Robinson Honoring our Promise to Address Comprehensive Toxics Act) and the expanded eligibility of VA health care for Veterans with toxic exposure?	Texas	All State / Tribal Cemeteries
	n=420	n=7,862
Yes	28.81%	23.39%
No	32.62%	36.71%
Don't know what this is	38.57%	39.90%
60. Was your loved one your...	Texas	All State / Tribal Cemeteries
	n=426	n=7,994
Spouse	61.74%	51.30%
Partner	<1%	<1%
Parent	28.64%	35.39%
Child	2.11%	1.74%
Other relative	6.57%	10.63%
Not a relative	<1%	<1%
61. Are you a Veteran married/partnered to a Veteran?	Texas	All State / Tribal Cemeteries
	n=427	n=7,941
Yes	25.76%	24.49%
No	74.24%	75.51%
62. Are you a Veteran?	Texas	All State / Tribal Cemeteries
	n=424	n=8,039
Yes	21.23%	19.46%
No	78.77%	80.54%

Appendix F: Survey Results by Question (Next of Kin)

63. What is your gender?	Texas	All State / Tribal Cemeteries
	n=424	n=8,034
Male	27.59%	29.23%
Female	71.70%	70.30%
Unspecified or Another Gender Identity	0.00%	0.00%
Choose not to answer	<1%	<1%
64. Did your loved one describe themselves as...?	Texas	All State / Tribal Cemeteries
	n=421	n=7,937
Male	73.40%	72.53%
Female	25.65%	26.66%
Unspecified or Another Gender Identity	0.00%	<1%
Choose not to answer	<1%	<1%
65. What language do you mainly speak at home?	Texas	All State / Tribal Cemeteries
	n=414	n=7,974
English	96.62%	99.03%
Spanish	2.90%	<1%
Chinese	0.00%	<1%
Tagalog	0.00%	<1%
Vietnamese	0.00%	0.00%
Arabic	0.00%	<1%
Some other language (specify)	<1%	<1%
66. In what year were you born?	Texas	All State / Tribal Cemeteries
	n=405	n=7,620
18-29	0.00%	<1%
30-39	<1%	<1%
40-49	3.21%	4.00%
50-59	14.81%	12.02%
60-69	29.63%	30.22%
70+	52.10%	52.68%

Appendix F: Survey Results by Question (Next of Kin)

67. Are you Hispanic or Latino?	Texas	All State / Tribal Cemeteries
	n=420	n=7,843
Yes	21.43%	3.49%
No	74.05%	92.69%
Choose not to answer	4.52%	3.81%
68. Are you...? (Mark all that apply)	Texas	All State / Tribal Cemeteries
	n=386	n=7,022
White	86.53%	89.87%
Black or African American	10.36%	14.16%
American Indian or Alaskan Native	1.55%	2.42%
Asian	3.63%	2.99%
Native Hawaiian or Pacific Islander	1.04%	<1%
Choose not to answer	6.74%	4.61%
69. In what belief tradition was the burial conducted?	Texas	All State / Tribal Cemeteries
	n=414	n=7,788
Christian	62.32%	63.30%
Catholic	24.15%	21.25%
Muslim	0.00%	<1%
Jewish	<1%	<1%
Buddhist	0.00%	<1%
Hindu	0.00%	0.00%
Atheist	0.00%	<1%
Agnostic	<1%	<1%
None	5.31%	8.95%
Other (specify)	3.86%	1.99%
Choose not to answer	3.62%	3.25%

Appendix F: Survey Results by Question (Next of Kin)

70. Have you or your loved one used any other VA Benefits? (Mark all that apply)	Texas	All State / Tribal Cemeteries
	n=436	n=8,202
Bereavement Counseling	2.75%	1.85%
Dependency and Indemnity Compensation (DIC)	7.80%	6.58%
Housebound Allowance	2.06%	1.78%
Aid and Attendance	6.19%	5.10%
VA Life Insurance	7.11%	6.25%
Pension	20.41%	15.46%
Education benefits	14.68%	10.14%
Other (specify)	9.40%	11.96%
Have not used other VA benefits	43.58%	48.32%

Note: STVC NOK Q71 on the 2024 State, Tribal or Territorial Veterans Cemeteries Next of Kin/Family Member Satisfaction Survey is an optional free text question for next of kin to elaborate on any question or aspect of their experience they want to.

Appendix F: Survey Results by Question (Funeral Directors)

Survey Results by Question: Funeral Directors

GEN FD Q1. Do you inform families of Veterans of their potential burial and memorial benefits from the VA for which they might be eligible?	Texas	All State / Tribal Cemeteries
	n=24	n=2,265
Yes	100.00%	98.28%
No	0.00%	1.72%
GEN FD Q2. Are you aware there are resources available for Funeral Directors on the NCA website?	Texas	All State / Tribal Cemeteries
	n=23	n=2,257
Yes	73.91%	81.44%
No	26.09%	18.56%
GEN FD Q3. Do you typically provide information resources on military honors to next of kin?	Texas	All State / Tribal Cemeteries
	n=24	n=2,262
Yes	95.83%	95.00%
No	4.17%	5.00%
GEN FD Q4. Are you aware of the NCA Pre-Need Eligibility process?	Texas	All State / Tribal Cemeteries
	n=22	n=2,238
Yes	59.09%	56.39%
No	40.91%	43.61%
GEN FD Q5. How often do your customers request “green” (i.e., environmentally sensitive) burials?	Texas	All State / Tribal Cemeteries
	n=24	n=2,258
Very often	0.00%	<1%
Sometimes	8.33%	6.51%
Rarely	29.17%	44.20%
Never	62.50%	48.41%
GEN FD Q6. Did you offer livestreaming of committal services at cemeteries?	Texas	All State / Tribal Cemeteries
	n=24	n=2,241
Yes	25.00%	29.23%
No	75.00%	70.77%

Appendix F: Survey Results by Question (Funeral Directors)

2. How far is your funeral home from the state, tribal or territorial Veterans cemetery with which you most frequently did business?	Texas	All State / Tribal Cemeteries
	n=25	n=612
Less than 15 miles	8.00%	12.42%
15 to 29 miles	20.00%	23.37%
30 to 44 miles	16.00%	18.79%
45 to 59 miles	16.00%	15.69%
60 to 75 miles	28.00%	14.05%
More than 75 miles	12.00%	15.69%
3. How long has your funeral home worked with the state, tribal or territorial Veterans cemetery?	Texas	All State / Tribal Cemeteries
	n=25	n=610
Less than 1 year	0.00%	1.48%
1 to 4 years	0.00%	6.72%
5 to 8 years	16.00%	9.51%
9 to 12 years	0.00%	8.03%
13 years or more	76.00%	65.74%
Don't know	8.00%	8.52%
4. Of the eligible Veteran families you serve, approximately what percent choose burial in the state, tribal or territorial Veterans cemetery?	Texas	All State / Tribal Cemeteries
	n=24	n=610
1-4%	20.83%	30.66%
5-9%	12.50%	14.75%
10-14%	0.00%	11.64%
15-24%	4.17%	9.67%
25-49%	16.67%	11.97%
50-74%	29.17%	13.28%
75-100%	16.67%	8.03%
5. How would you characterize the overall communication from the state, tribal or territorial Veterans cemetery to your funeral home?	Texas	All State / Tribal Cemeteries
	n=25	n=606
Excellent	80.00%	74.75%
Good	20.00%	21.45%
Fair	0.00%	3.47%
Poor	0.00%	<1%

Note: Question 1 on the Funeral Director Survey asks respondents to identify the cemetery with which it does the most business. This information is used to associate respondents' information with the appropriate cemetery.

Appendix F: Survey Results by Question (Funeral Directors)

6. Do you feel that you are well informed by the state, tribal or territorial Veterans cemetery of its policies and procedures?	Texas	All State / Tribal Cemeteries
	n=25	n=607
Yes, well informed	84.00%	78.75%
Yes, somewhat well informed	12.00%	18.95%
No, not well informed	4.00%	2.31%
7. In general, of the following services, which one provides you the MOST information about state, tribal or territorial Veterans cemetery policies and procedures? (Mark only one)	Texas	All State / Tribal Cemeteries
	n=25	n=594
Outreach by cemetery staff	52.00%	63.80%
State, tribal or territorial/VA/NCA Website	32.00%	21.89%
Veterans Service Officers	0.00%	7.24%
Professional associations/conventions/meetings	12.00%	4.04%
Local newspaper/television news reports	0.00%	<1%
Other (specify)	4.00%	2.69%
8. About which state, tribal or territorial Veterans cemetery policies or procedures do you feel you could use more information? (Mark all that apply)	Texas	All State / Tribal Cemeteries
	n=25	n=606
None, I feel well informed	68.00%	70.96%
Scheduling process	8.00%	9.08%
Eligibility requirements for burial in a state, tribal or territorial Veterans cemetery	4.00%	11.39%
Presidential Memorial Certificate (the certificate signed by the President of the United States honoring the Veteran's service)	12.00%	10.23%
Military funeral honors	8.00%	7.10%
Floral policy	0.00%	6.44%
Headstone, marker, or columbarium niche cover inscription options	4.00%	5.78%
Other (specify)	0.00%	1.32%
9. What is the best way for the state, tribal or territorial Veterans cemetery to communicate with your funeral home regarding changes in its policies and procedures? (Mark only one)	Texas	All State / Tribal Cemeteries
	n=21	n=577
Email	71.43%	62.56%
Phone	0.00%	10.92%
Letter	23.81%	20.80%
Fax	0.00%	2.95%
State, tribal or territorial website	4.76%	1.91%
Newsletter or flyer	0.00%	<1%

Appendix F: Survey Results by Question (Funeral Directors)

10. Overall, how satisfied are you with the communication between your funeral home and the state, tribal or territorial Veterans cemetery?	Texas	All State / Tribal Cemeteries
	n=25	n=610
Very satisfied	84.00%	79.18%
Somewhat satisfied	12.00%	15.08%
Neither satisfied nor dissatisfied	0.00%	4.10%
Somewhat dissatisfied	4.00%	1.31%
Very dissatisfied	0.00%	<1%
11. Do you understand the eligibility requirements for burial in a state, tribal or territorial Veterans cemetery, including eligibility for National Guard, Reservists, and Veteran dependents?	Texas	All State / Tribal Cemeteries
	n=25	n=609
Yes	96.00%	89.49%
No	4.00%	10.51%
12. Do you understand the inscription options for the headstone, marker or columbarium niche cover available to next of kin?	Texas	All State / Tribal Cemeteries
	n=25	n=602
Yes	100.00%	91.86%
No	0.00%	8.14%
13. How satisfied are you with the state, tribal or territorial Veterans cemetery available dates and times to schedule your committal service and/or interment?	Texas	All State / Tribal Cemeteries
	n=25	n=624
Very satisfied	72.00%	66.99%
Somewhat satisfied	20.00%	24.04%
Neither satisfied nor dissatisfied	8.00%	5.93%
Somewhat dissatisfied	0.00%	2.08%
Very dissatisfied	0.00%	<1%
14. How easy is the process of scheduling an interment at the state, tribal or territorial Veterans cemetery?	Texas	All State / Tribal Cemeteries
	n=25	n=605
Very hard	0.00%	<1%
Somewhat hard	0.00%	1.16%
Neither easy nor hard	0.00%	6.12%
Somewhat easy	20.00%	25.62%
Very easy	80.00%	66.78%

Appendix F: Survey Results by Question (Funeral Directors)

15. How long does it typically take to confirm the scheduling of an interment with the state, tribal or territorial Veterans cemetery?	Texas	All State / Tribal Cemeteries
	n=25	n=597
Less than 1 hour	68.00%	54.61%
1 to 2 hours	8.00%	24.62%
2 to 3 hours	8.00%	4.86%
3 to 4 hours	4.00%	3.35%
4 to 5 hours	0.00%	3.35%
5 to 6 hours	4.00%	1.68%
1 to 2 days	8.00%	6.53%
More than 2 days	0.00%	1.01%
16. Overall, how satisfied were you with the length of time you were on the phone to schedule an interment with the state, tribal or territorial Veterans cemetery?	Texas	All State / Tribal Cemeteries
	n=24	n=602
Very satisfied	70.83%	73.26%
Somewhat satisfied	25.00%	19.10%
Neither satisfied nor dissatisfied	4.17%	6.48%
Somewhat dissatisfied	0.00%	1.00%
Very dissatisfied	0.00%	<1%
17. How do you compare the ease of scheduling between a state, tribal or territorial Veterans cemetery with another cemetery type?	Texas	All State / Tribal Cemeteries
	n=25	n=617
Easier	44.00%	28.36%
About the same	52.00%	60.94%
Harder	4.00%	10.70%
18. During committal services, how often do you receive the support you need from cemetery staff?	Texas	All State / Tribal Cemeteries
	n=25	n=603
Always	80.00%	78.28%
For the most part	12.00%	18.08%
Occasionally	4.00%	2.82%
Never	4.00%	<1%
19. Generally, how often do committal services at the state, tribal or territorial Veterans cemetery start on time?	Texas	All State / Tribal Cemeteries
	n=25	n=605
Always	88.00%	78.35%
For the most part	12.00%	20.50%
Occasionally	0.00%	<1%
Never	0.00%	<1%

Appendix F: Survey Results by Question (Funeral Directors)

20. If you are delayed in arriving at the state, tribal or territorial Veterans cemetery for a scheduled service, how successful is the cemetery in adjusting the schedule to accommodate the family?	Texas	All State / Tribal Cemeteries
	n=15	n=401
Very successful	80.00%	67.83%
Somewhat successful	13.33%	22.69%
Neither successful nor unsuccessful	6.67%	5.74%
Somewhat unsuccessful	0.00%	2.74%
Very unsuccessful	0.00%	1.00%
21. How easy is it to schedule military honors at the state, tribal or territorial Veterans cemetery?	Texas	All State / Tribal Cemeteries
	n=25	n=603
Very easy	72.00%	71.14%
Somewhat easy	24.00%	20.73%
Neither easy nor hard	4.00%	6.14%
Somewhat hard	0.00%	1.82%
Very hard	0.00%	<1%
22. Are you aware of any state, tribal or territorial Veterans cemetery information resources on military honors?	Texas	All State / Tribal Cemeteries
	n=25	n=601
Yes	60.00%	69.72%
No	8.00%	15.31%
Don't know	32.00%	14.98%
23. To what extent is the quality of military honors acceptable?	Texas	All State / Tribal Cemeteries
	n=25	n=606
Very acceptable	96.00%	87.62%
Somewhat acceptable	4.00%	10.07%
Neither acceptable nor unacceptable	0.00%	1.82%
Somewhat unacceptable	0.00%	<1%
Very unacceptable	0.00%	0.00%
24. Do you inform or provide information to your clients about the Veterans Legacy Memorial Program (www.va.gov/remember)?	Texas	All State / Tribal Cemeteries
	n=25	n=616
Yes	24.00%	30.68%
No	36.00%	48.54%
Don't know	40.00%	20.78%

Appendix F: Survey Results by Question (Funeral Directors)

25. The upkeep of the headstones, markers, or columbarium niche covers is excellent	Texas	All State / Tribal Cemeteries
	n=25	n=589
Strongly agree	92.00%	73.17%
Agree	8.00%	24.28%
Neither agree nor disagree	0.00%	2.21%
Disagree	0.00%	<1%
Strongly disagree	0.00%	0.00%
26. The committal shelter used for the service was private, clean, and free of safety hazards	Texas	All State / Tribal Cemeteries
	n=25	n=593
Strongly agree	92.00%	75.38%
Agree	8.00%	23.10%
Neither agree nor disagree	0.00%	1.18%
Disagree	0.00%	<1%
Strongly disagree	0.00%	<1%
27. The state, tribal or territorial Veterans cemetery honors all Veterans and their service to our nation	Texas	All State / Tribal Cemeteries
	n=25	n=597
Strongly agree	92.00%	75.21%
Agree	8.00%	22.61%
Neither agree nor disagree	0.00%	1.51%
Disagree	0.00%	<1%
Strongly disagree	0.00%	<1%
28. There are sufficient signs within the state, tribal or territorial Veterans cemetery to assist visitors	Texas	All State / Tribal Cemeteries
	n=25	n=593
Strongly agree	84.00%	70.99%
Agree	16.00%	23.78%
Neither agree nor disagree	0.00%	4.05%
Disagree	0.00%	<1%
Strongly disagree	0.00%	<1%

Appendix F: Survey Results by Question (Funeral Directors)

29. The quality of service received from state, tribal or territorial Veterans cemetery staff is excellent.	Texas	All State / Tribal Cemeteries
	n=25	n=597
Strongly agree	88.00%	74.20%
Agree	12.00%	22.61%
Neither agree nor disagree	0.00%	1.84%
Disagree	0.00%	1.01%
Strongly disagree	0.00%	<1%
30. The state, tribal or territorial Veterans cemetery staff was courteous	Texas	All State / Tribal Cemeteries
	n=25	n=598
Strongly agree	88.00%	74.41%
Agree	12.00%	22.07%
Neither agree nor disagree	0.00%	2.17%
Disagree	0.00%	<1%
Strongly disagree	0.00%	<1%
31. The state, tribal or territorial Veterans cemetery staff was professional in terms of being knowledgeable, helpful, and responsive	Texas	All State / Tribal Cemeteries
	n=25	n=599
Strongly agree	88.00%	75.79%
Agree	8.00%	21.20%
Neither agree nor disagree	4.00%	1.84%
Disagree	0.00%	1.00%
Strongly disagree	0.00%	<1%
32. The state, tribal or territorial Veterans cemetery hours of operation meet my needs for scheduling services	Texas	All State / Tribal Cemeteries
	n=25	n=599
Strongly agree	76.00%	67.61%
Agree	20.00%	25.04%
Neither agree nor disagree	4.00%	4.67%
Disagree	0.00%	2.00%
Strongly disagree	0.00%	<1%

Appendix F: Survey Results by Question (Funeral Directors)

33. The information kiosks (i.e., gravesite locators) are helpful to me.	Texas	All State / Tribal Cemeteries
	n=22	n=450
Strongly agree	72.73%	64.89%
Agree	18.18%	22.44%
Neither agree nor disagree	9.09%	12.22%
Disagree	0.00%	<1%
Strongly disagree	0.00%	0.00%
34. The overall appearance of the state, tribal or territorial Veterans cemetery is excellent	Texas	All State / Tribal Cemeteries
	n=25	n=595
Strongly agree	92.00%	75.29%
Agree	8.00%	21.85%
Neither agree nor disagree	0.00%	2.02%
Disagree	0.00%	<1%
Strongly disagree	0.00%	<1%
35. Overall, I am satisfied with my experience at the state, tribal or territorial Veterans cemetery	Texas	All State / Tribal Cemeteries
	n=25	n=600
Strongly agree	84.00%	73.50%
Agree	16.00%	23.33%
Neither agree nor disagree	0.00%	2.17%
Disagree	0.00%	<1%
Strongly disagree	0.00%	<1%
36. I would recommend the state, tribal or territorial Veterans cemetery to Veteran families during their time of need	Texas	All State / Tribal Cemeteries
	n=25	n=600
Strongly agree	92.00%	75.33%
Agree	8.00%	22.33%
Neither agree nor disagree	0.00%	2.00%
Disagree	0.00%	<1%
Strongly disagree	0.00%	<1%

Appendix F: Survey Results by Question (Funeral Directors)

37. I am willing to rely on the state, tribal or territorial Veterans cemetery to meet the burial needs of Veterans in the future	Texas	All State / Tribal Cemeteries
	n=25	n=603
Strongly agree	88.00%	73.30%
Agree	12.00%	22.89%
Neither agree nor disagree	0.00%	3.15%
Disagree	0.00%	<1%
Strongly disagree	0.00%	<1%
38. I am willing to rely on the state, tribal or territorial governments to maintain the cemeteries as national shrines in the future	Texas	All State / Tribal Cemeteries
	n=25	n=599
Strongly agree	92.00%	73.29%
Agree	8.00%	24.04%
Neither agree nor disagree	0.00%	2.00%
Disagree	0.00%	<1%
Strongly disagree	0.00%	<1%
39. My experiences with the state, tribal or territorial Veterans cemetery exceeded my expectations	Texas	All State / Tribal Cemeteries
	n=25	n=601
Strongly agree	84.00%	62.40%
Agree	16.00%	27.45%
Neither agree nor disagree	0.00%	8.49%
Disagree	0.00%	1.00%
Strongly disagree	0.00%	<1%

Note: Question 40 on the 2024 Funeral Director Satisfaction Survey is an optional free text question for funeral directors to elaborate on any question or aspect of their experience they want to.