



Prepare with Pedro!

SUPER-PREPARED PENGUIN EXPANSION PACK



FEMA P-2318 / Jan 2023



**American
Red Cross**

Prepare with Pedro!

SUPER-PREPARED PENGUIN EXPANSION PACK

Letter to Grown-Ups

From tornadoes to tsunamis, floods to fires, Pedro the Penguin helps kids — and the grown-ups in their lives — learn how to prepare for and stay safe during a disaster. Disasters can be scary, but children are better at adapting to situations when they know what to expect.



Kids can play the *Prepare with Pedro: An Adventure in Emergency Preparedness* game on their own, with a friend, with a grown-up, or with classmates! As they play, they will learn:


- How to identify different disasters, including disasters in their area
- How to prepare before and stay safe during a disaster

With the *Super-Prepared Penguin Expansion Pack*, kids will learn how to respond to hazard watches (when a storm or hazard might happen) and warnings (when a storm or hazard is happening in your area now). The expansion pack also adds four additional hazards — flash floods, pandemics, power outages, and volcanic eruptions — for children to learn about.

If you don't already have the original *Prepare with Pedro: An Adventure in Emergency Preparedness* game, you can order a copy at <https://orders.gpo.gov/icpd/ICPD>. Add the new flash flood, pandemic, power outage, and volcanic eruption hazard pieces into the original game.

Note that there are safety action pieces from the original game that you will need for these hazards as well.

Want more Pedro the Penguin fun? Pedro also stars in disaster preparedness activity books, storybooks, videos, and more! Download and order more Prepare with Pedro materials at ready.gov/kids and redcross.org.



Let's Play!

What's Included?


Game Pieces

4 Hazard Pieces



Hazards are events that may lead to emergencies and disasters. A hazard is a source of danger, like a flood. This expansion pack includes four additional hazards.

9 Action Pieces



Also called “safety actions.” Actions are what you can do to prepare BEFORE and stay safe DURING an emergency. Some actions can help you prepare for more than one hazard, like making a kit with emergency supplies. This expansion pack includes nine additional actions.

1 Watch Piece



You may receive a watch when a storm or hazard might happen.

1 Warning Piece



You may receive a warning when a storm or hazard is happening in your area now!


Instructions

- 1 Instruction Sheet** Use this instruction sheet to learn how to play new games.
- 1 Answer Key** Use the answer key to check your work. The answer key also includes extra preparedness tips for certain hazards and actions.


What's New?

If you enjoyed playing the original Prepare with Pedro game, Pedro has even more to share with you about being ready for emergencies and staying safe.

In this Expansion Pack, Pedro helps children learn about four new hazards: flash floods, pandemics, power outages, and volcanic eruptions. The Expansion Pack also includes pieces for watches and warnings:



Watches are issued when there might be a storm or hazard, so you know to be prepared.



Warnings are issued when an emergency is already happening or about to happen, so you can take action to stay safe.

Learning Objective

Kids can use the new “watch” and “warning” pieces to arrange the actions for hazards based on these categories. Children will be able to critically consider the timing aspect of a watch or warning and select the actions to take when they receive an alert for a hazard.

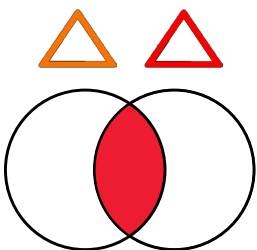


These new additions make the Prepare with Pedro game more complex! Be sure to consider how much your child already knows, and give extra support as they build up their knowledge of watches and warnings.

More Ways to Play

Want a new challenge? Here are more ways to play! You will need the game pieces from the original game set to play all these new ways. Remember, the actions can help you prepare for a hazard or stay safe during an emergency.

You can keep score for some of the challenges if you want by giving a point for each correct answer. Use a piece of paper or the Penguin Points Score Sheet (included in the original game) to keep track of your points. Whoever has the most points at the end wins!



Compare and contrast the actions that Pedro can use for watches and warnings. Draw two circles to make a Venn diagram. Place the watch and warning pieces at the top of each circle. Then, choose a hazard. Place the action pieces in the correct Venn diagram circle. (Remember, an action may help you prepare for both watches and warnings!)



Race your friends! Pick a hazard and see who can find all the actions first.



Share what you know! Pick a hazard piece and share what you know about it. (What is it? Have you experienced it? Have you seen it on the news? Is it something that could happen in your area?)



Grade a friend! Select a hazard for the person to your right. That player must find the correct actions for the hazard you pick. Once they've found the actions, evaluate the pieces and decide if they are correct. Check the answer key.



Act it out! Place all the actions pieces face down and have one person draw one. This person must act out the action. (Don't say what it is!) The others must guess what the action is. Once they guess correctly, they must list the hazards that they could use the action for.



What hazards might happen at the same time? What actions would help you prepare for both? What actions would help you prepare for one of the hazards?

The *Prepare with Pedro: Super-Prepared Penguin Expansion Pack* was created by the Federal Emergency Management Agency (FEMA) in partnership with the American Red Cross.

© 2022 by The American National Red Cross. The Red Cross emblem and the American Red Cross name are trademarks of The American National Red Cross and protected by various national statutes.

The FEMA Family characters are ©2022 by the Federal Emergency Management Agency. The FEMA Family characters, DHS Seal, and FEMA Logo are properties of the Department of Homeland Security and are licensed for use herein.

Prepare with Pedro!

SUPER-PREPARED PENGUIN EXPANSION PACK

Answer Key

Check your answers here. There's also a little extra information to help get you even more prepared, no matter what comes your way.

Some safety actions can help you for ALL hazards. Some safety actions can help you for SOME hazards. The safety actions below can help you with all hazards, including hazards in the Prepare with Pedro: Adventures in Preparedness game.

These actions help you prepare for all hazards:

Safety actions to take BEFORE an emergency:



Gather supplies, food, and water.



Make and test your family emergency plan.



Practice emergency drills.



Follow instructions from officials.



Ask what disasters may happen where you live.



Put an emergency kit in your car.

Safety actions to take DURING an emergency:



**Text, don't
call, to check
on loved ones.**



**Stay calm.
Take big,
slow breaths.**



**Name
your
feelings.**



**Follow
instructions
from officials.**

Safety actions to take AFTER an emergency:



**Check on people
you care about.**



Flash Flood

When a lot of rain falls or a river overflows, that can cause a flood. Floods that happen very quickly are called flash floods.

These are actions you can use to prepare for a flash flood. Remember to use the actions for ALL hazards, too!

Safety actions to take BEFORE a flash flood:

See the safety actions for ALL hazards!


Safety actions to take DURING a flash flood:



Don't play in flood waters.



Turn around. Don't drown.®



Stay off bridges over fast water.

Good to Know:

Playing or swimming in flood water can make you sick. The water may have unsafe things, like germs, that you cannot see.

Just six inches of flood water can knock you off your feet. A foot of water can carry away a car.

Stay off bridges over fast-moving water. Flood water can wash bridges away without warning.



Pandemic

A pandemic is a disease outbreak that happens in many different countries. Pandemics happen when germs spread and make many people sick.

These are actions you can use to prepare for a pandemic. Remember to use the actions for ALL hazards, too!

Safety actions to take **BEFORE** a pandemic:



Cover coughs and sneezes.



Wash your hands.

Safety actions to take **DURING** a pandemic:




Cover coughs and sneezes.



Wash your hands.



Cover your mouth and nose with a mask when in public.



Stay away from crowds.



Power Outage

A power outage is when the electricity goes out.

These are actions you can use to prepare for a power outage. Remember to use the actions for ALL hazards, too!

Safety actions to take BEFORE a power outage:




Be prepared to evacuate to a safer place.

Safety actions to take DURING a power outage:



Unplug appliances.



When in doubt, throw it out.

Good to Know:

While you can sometimes stay at home, it may be too hot or cold to stay there for long, and you will need to evacuate to a building that has power. You may also need electricity for medical equipment.

Open the refrigerator and freezer only if you really need to. With no power, the food gets warmer every time the door is opened. If food gets too warm (over 40 degrees F), it's unsafe to eat and could make you sick. That food needs to be thrown away.



Volcanic Eruption

A volcano is an opening in the Earth's crust that allows molten rock, gases, and debris to escape to the surface.


These are actions you can use to prepare for a volcanic eruption. Remember to use the actions for ALL hazards, too!

Safety actions to take BEFORE a volcanic eruption:



Be prepared to evacuate to a safer place.

Safety actions to take DURING a volcanic eruption:



Stay away from the eruption.



Help adults cover doors, windows, and vents.

Good to Know:

Take shelter from volcanic ash temporarily if you cannot evacuate. Cover ventilation openings and seal doors and windows.


Look out for a flowing river of mud (mudflow). Look upstream before you cross any bridges to make sure a mudflow is not coming. If it is, do not cross the bridge. The mudflow could destroy it.

Prepare with Pedro!


SUPER-PREPARED PENGUIN EXPANSION PACK

Game Pieces


Use scissors to cut carefully along the lines to cut out the pieces.




Flash Flood




Pandemic




Power Outage



Volcanic Eruption



Watch



Warning




Cover your mouth and nose with a mask when in public.



Ask what disasters may happen where you live.



Put an emergency kit in your car.




Stay away from the eruption.






**Check on people
you care about.**




**Wash your
hands.**



**Cover coughs
and sneezes.**



**When in doubt,
throw it out.**



**Stay away
from crowds.**

Left blank

