

# Prepare with Pedro!


WINTER STORM ❄️



FEMA P-2385 / Aug 2024



American Red Cross



Hi! I'm Pedro!  
I'm learning how  
to prepare for  
emergencies.



Prepare means “get ready.”

You get ready for things all the time — like when you put on a jacket and grab an umbrella to get ready for a rainy day.

I want to be ready for any emergency, so I'm learning how to help stay safe when emergencies happen.



You can prepare  
for emergencies, too!  
Just follow me!

Important words to know: **WINTER STORM,**  
**WINTER STORM WATCH, WINTER STORM WARNING**



Pedro was visiting his friend Jackson on his family's farm during the winter. They were outside feeding animals and it was very cold.

"Do you think it could snow today?" asked Pedro.

"It could," said Jackson. "We should check to see if there will be winter storm weather."

"What's a winter storm?" asked Pedro.




“A **WINTER STORM** can bring extreme cold and high winds to our community,” said Jackson’s aunt. “It can come as freezing rain, sleet, snow and blizzards.”

“There will either be a Winter Storm Watch or a Winter Storm Warning,” said Jackson.

“What’s the difference?” asked Pedro.


“A **WINTER STORM WATCH** is when there could be serious winter weather within 12–36 hours,” said Jackson.




“A **WINTER STORM WARNING** is when we will get a lot of snow or other winter weather within 12–24 hours,” said Jackson’s aunt.

“That sounds like it can all happen so fast,” said Pedro. “How do you know when a watch or warning is happening?”

“Great question, Pedro!” said Jackson. “You’ll hear about a watch or warning through a phone alert, the local TV or radio station or from a grown-up.”



“Okay! What do we do now?” asked Pedro.



“Well, we’ve already done a few things to **BE PREPARED** for a winter storm on our farm,” said Jackson. “We made sure our home and our barn can stay warm for ourselves and for our animals and we made sure to have extra supplies like food and water.”





Before my mom was deployed with the Air Force, we made a plan of safe places to go if our home got too cold during a winter storm, like a friend’s house or the local library.”

“Now it’s time to **TAKE ACTION**,” said Jackson’s grandma. “It’s safest to go inside when it’s really cold so we can stay warm.”



“If we were to go outside again, we’d be sure to wear many layers of warm clothing and we’d want to keep our nose, ears, cheeks, chin, fingers and toes covered,” said Jackson’s uncle.





“It’s also important to check in on our neighbors,” said Jackson’s grandma. “We make sure they have what they need to help stay safe and warm during a winter storm.”





A few weeks later...

Pedro was working on a puzzle when he saw a winter storm watch on the TV.



He went to check his supplies and warm clothes and then went to call his neighbors to check in on them.



“I’m so glad I’m already prepared for and know how to take action during a winter storm!” said Pedro.




Thanks to Jackson and his family, Pedro already knew how to help stay safe. Be sure to share everything you’ve learned with your grown-ups, so you can help stay safe like Pedro!




## Chill Out with Pedro!



Wow!  
Practicing for emergencies is exciting. But it makes me feel nervous, too. So I take big, slow breaths to calm down.



Breathe in slowly through your nose, like me.




Then breathe out slowly through your mouth.

After just five or six breaths, I feel better and start to relax. Try it yourself and see!



# Dear Grown-ups,

We hope that your child has enjoyed learning how to prepare for an emergency! To learn more, please visit: [redcross.org/youthprep](https://www.redcross.org/youthprep) and [ready.gov/kids](https://www.ready.gov/kids).



## Pedro's Safety Checklist

- Make a household emergency plan that everyone understands.
- Make a household emergency supplies kit and keep it updated.
- Start saving for an emergency fund.

**Did you know that there are nearly 350,000 home fires each year in the United States? That's nearly 1,000 each and every day!**

- Practice your home fire escape drill — be sure you can get outside in 2 minutes or less!
- Test all smoke alarms once a month.



**American Red Cross**



**FEMA**

The Prepare with Pedro: Hurricane book is a publication created by the American Red Cross in partnership with the Federal Emergency Management Agency's Individual and Community Preparedness Division.

© 2023 by The American Red Cross. The Red Cross emblem and the American Red Cross name are trademarks of The American National Red Cross and protected by various national statutes. © 2018, 2023 by The Federal Emergency Management Agency. The FEMA Family characters, DHS Seal, FEMA Logo are properties of the Department of Homeland Security and are licensed for use herein.