

NWS GRAND JUNCTION COLORADO



A L O O K BACK AT **OCTOBER 2024** WEATHER ACROSS E UTAH / W COLORADO

The month of October started hot, with high temperatures in the 80s persisting to the middle of the month. In Grand Junction alone, 10 record highs were either tied or broken during the first 15 days of the month. The days that didn't at least tie the record saw highs fall only a single degree short. This was all thanks to stubborn high pressure overhead and the storm track being pushed northward toward the Canadian border. However, things finally started to change in the middle of the month as the first fall storm of the season set its sights on the Western Slope. Temperatures cooled to near normal values, with widespread valley rain and mountain snow between the 16th and the 20th. The San Juans saw the most snow from this first system, with widespread totals of 1-2 feet above 8000 feet in elevation. A short lived break moved in for the last week of the month, with sunshine and a gradual warm up to near-record temperatures once again. However, the next fall storm was already waiting in the wings. Mountain snow and valley rain made their return on the 28th, with all the mountain ranges of eastern Utah and western Colorado joining in on substantial early season snow accumulations. This storm kept precipitation around through Halloween and the end of the month. And behind this system, much colder air moved in and settled right down. The coldest lows of the month occurred Halloween morning, with Halloween night being chilling in more ways than one.

OCTOBER 2024

CLIMATE SUMMARY



TABLE OF CONTENTS

NOTE: all data mentioned is collected from our automated observing stations from 10 airports across the area. Some observers in more remote areas OCTOBER have measured warmer or colder temperatures, or more or less precipitation than mentioned in this summary.

PAGE #	PAGE TITLE
1	Cover / Monthly Weather Synopsis
2	Table of Contents
3	Story of the Month
4	Temperatures
5	Precipitation
6	Total Monthly Precipitation
7	Monthly Precipitation Departure from Normal
8	Daily Records Report
9	Daily Records Report con't
10	Drought Conditions, as of October 29 th
11	Snowpack Update, as of November 1 st
12	November Climate Outlook

STORY OF THE MONTH **OCTOBER HEAT**

The month of October started off with a prolonged period of unusual late fall heat. This heat wave started in late September and continued through the first half of October, with records tied or broken almost daily across eastern Utah and western Colorado. In Grand Junction alone, 10 record highs were set during the first 15 days of the month. And on the days where records weren't set, we ran only 1 degree shy of the record. Luckily, a substantial pattern shift finally brought cooler and wetter weather for the end of the month, finally breaking the heat streak.

8 NEW RECORDS
10.1.2024
RECORD TYPE: DAILY HIGH

NATIONAL WEATHER SERVICE
Grand Junction

Western Colorado:

Collbran <small>Records since 1900</small>	86	85 <small>(1983)</small>	Northdale <small>Records since 1930</small>	85	83 <small>(1980)</small>
Colorado NM <small>Records since 1940</small>	90	88 <small>(2003)</small>	Ridgway <small>Records since 1982</small>	83	83 <small>(2015)</small>
Cortez <small>Records since 1911</small>	90	88 <small>(2010)</small>	Shoshone <small>Records since 1910</small>	87	85 <small>(1934)</small>
Grand Jct <small>Records since 1893</small>	89	88 <small>(2015)</small>	Vail <small>Records since 1985</small>	73	73 <small>(2010)</small>

Eastern Utah:

Arches NP Headquarters <small>Records since 1980</small>	95	95 <small>(2003)</small>	Canyonlands The Needles <small>Records since 1965</small>	91	91 <small>(2003)</small>
Canyonlands The Neck <small>Records since 1965</small>	88	86 <small>(1978)</small>	Dinosaur NM <small>Records since 1916</small>	90	87 <small>(1993)</small>

O C T O B E R
2 0 2 4

TEMPERATURES



Location	Average Temp (°F) (VS Normal)	Warmest Temp (°F)	Coldest Temp (°F)
Aspen, CO	48.7 (+4.3)	78 on 10/4	18 on 10/31
Cortez, CO	54.6 (+5.6)	87 on 10/1	22 on 10/31
Craig, CO	50.9 (+6.5)	84 on 10/4	31 on 10/31
Durango, CO	53.2 (+6.1)	84 on 10/1	20 on 10/31
Grand Junction, CO	62.0 (+8.8)	89 on 10/1, 2	36 on 10/31
Meeker, CO	50.0 (+4.3)	83 on 10/4	25 on 10/25, 31
Montrose, CO	56.6 (+5.9)	85 on 10/4	27 on 10/31
Rifle, CO	55.8 (+6.3)	87 on 10/1	28 on 10/31
Canyonlands Airport, UT	60.3 (+6.1)	90 on 10/4	32 on 10/31
Vernal, UT	54.9 (+6.1)	83 on 10/2, 3, 4	28 on 10/31



O C T O B E R
2 0 2 4

PRECIPITATION



Location	Total Precipitation (in.)	Departure from Normal (in.)
Aspen, CO	0.74	-0.59
Cortez, CO	3.11	+2.05
Craig, CO	2.01	+0.53
Durango, CO	1.64	+0.23
Grand Junction, CO	0.91	-0.08
Meeker, CO	2.83	+1.23
Montrose, CO	0.59	-0.39
Rifle, CO	1.99	+0.72
Canyonlands Airport, UT	0.55	-0.29
Vernal, UT	1.29	+0.22

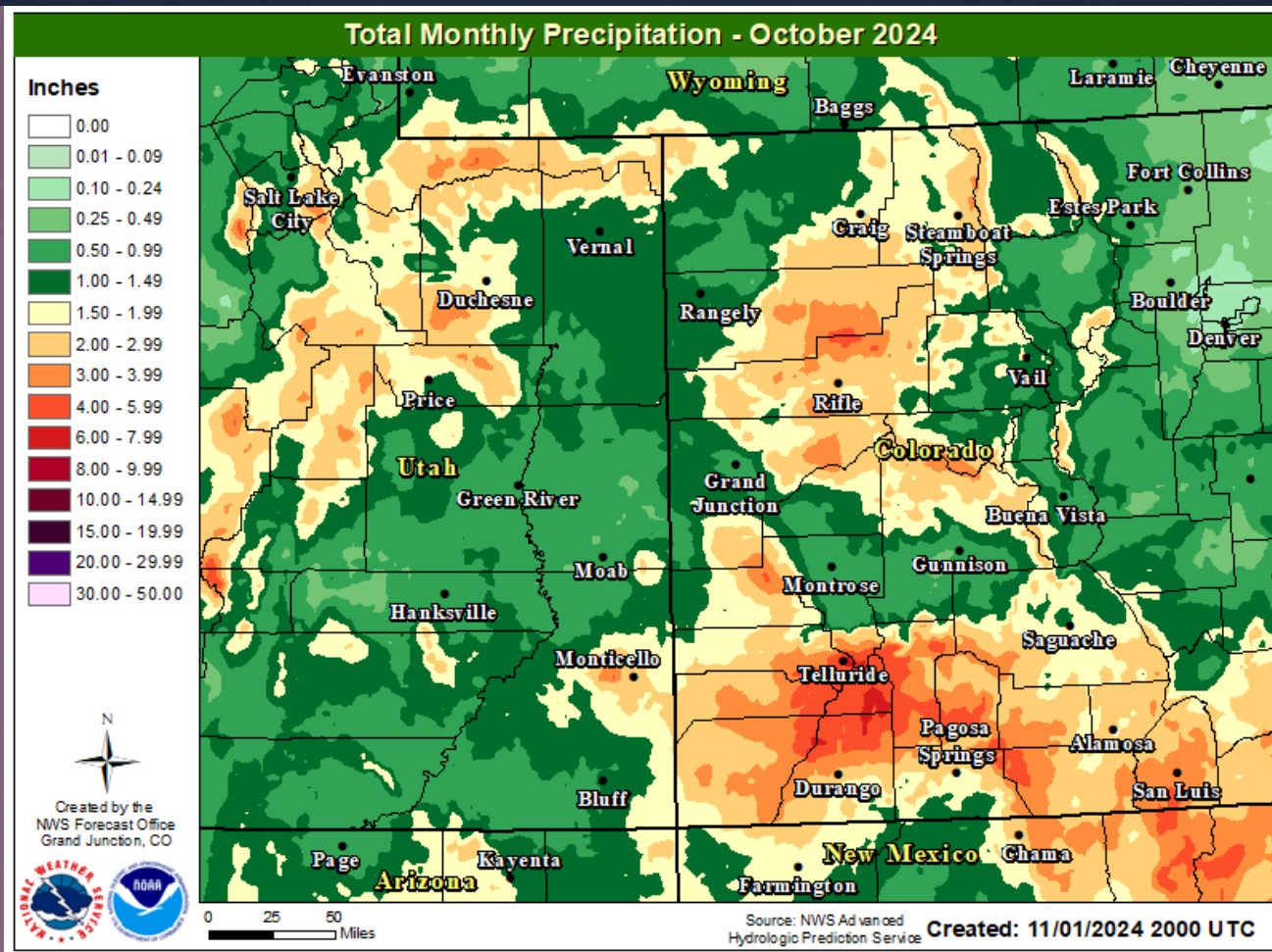


OCTOBER 2024

CLIMATE SUMMARY



TOTAL MONTHLY PRECIPITATION



OCTOBER 2024

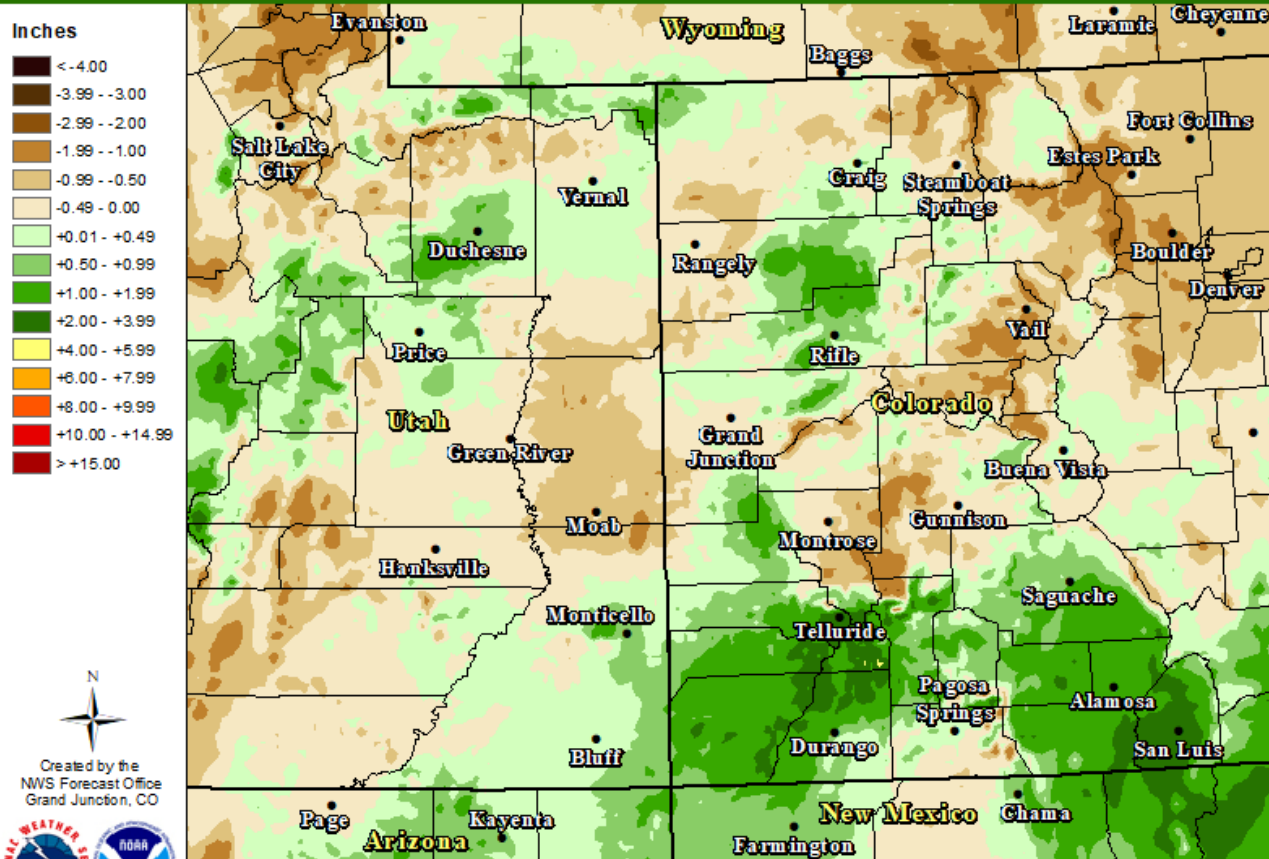
CLIMATE SUMMARY



TOTAL MONTHLY PRECIPITATION

DEPARTURE FROM NORMAL

Total Monthly Precipitation Departure From Normal - October 2024



Source: NWS Advanced Hydrologic Prediction Service
Created: 11/01/2024 2000 UTC

OCTOBER 2024

CLIMATE SUMMARY



DAILY RECORDS REPORT

A total of 12 daily records were set across the primary climate sites

Site	Date	Record Type	New Record	Previous Record
Grand Junction, CO	October 1st	High Max Temperature	89F	88F in 2003
Grand Junction, CO	October 2nd	High Max Temperature	89F	87F in 2000
Grand Junction, CO	October 3rd	High Min Temperature	87F	86F in 1963
Grand Junction, CO	October 4th	High Max Temperature	87F	96F in 1922
Grand Junction, CO	October 5th	High Max Temperature	87F	86F in 1947
Grand Junction, CO	October 9th	High Max Temperature	85F	83F in 1980
Grand Junction, CO	October 10th	High Max Temperature	85F	85F in 1910

High Max

Low Max

Precip

High Min

Low Min

OCTOBER 2024

CLIMATE SUMMARY



DAILY RECORDS REPORT

A total of 12 daily records were set across the primary climate sites

Site	Date	Record Type	New Record	Previous Record
Grand Junction, CO	October 11th	High Min Temperature	56F	56F in 1945
Grand Junction, CO	October 12th	High Max Temperature	83F	83F in 1975
Grand Junction, CO	October 13th	High Max Temperature	84F	83F in 1950
Grand Junction, CO	October 14th	High Min Temperature	84F	83F in 1948
Grand Junction, CO	October 29th	Daily Max Precipitation	0.46 inches	0.39 inches in 2013

High Max

Low Max

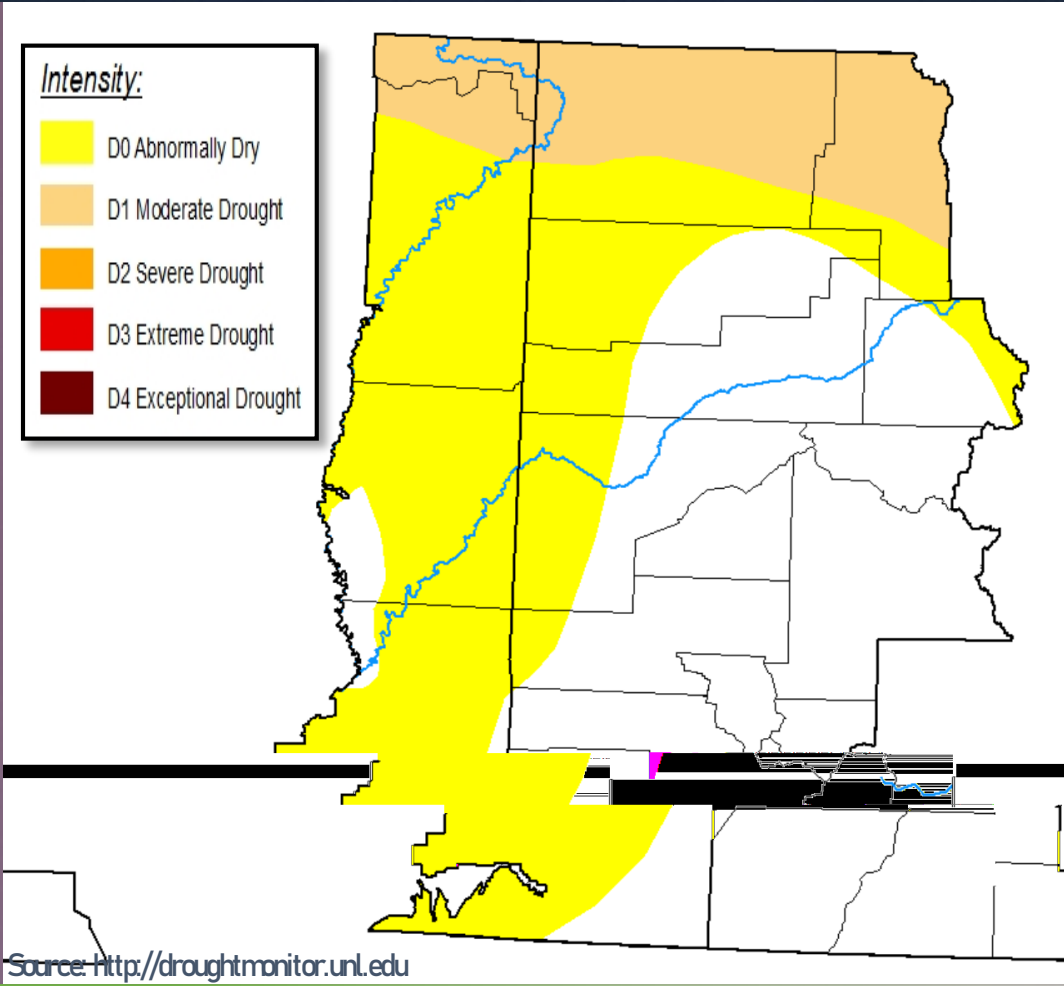
Precip

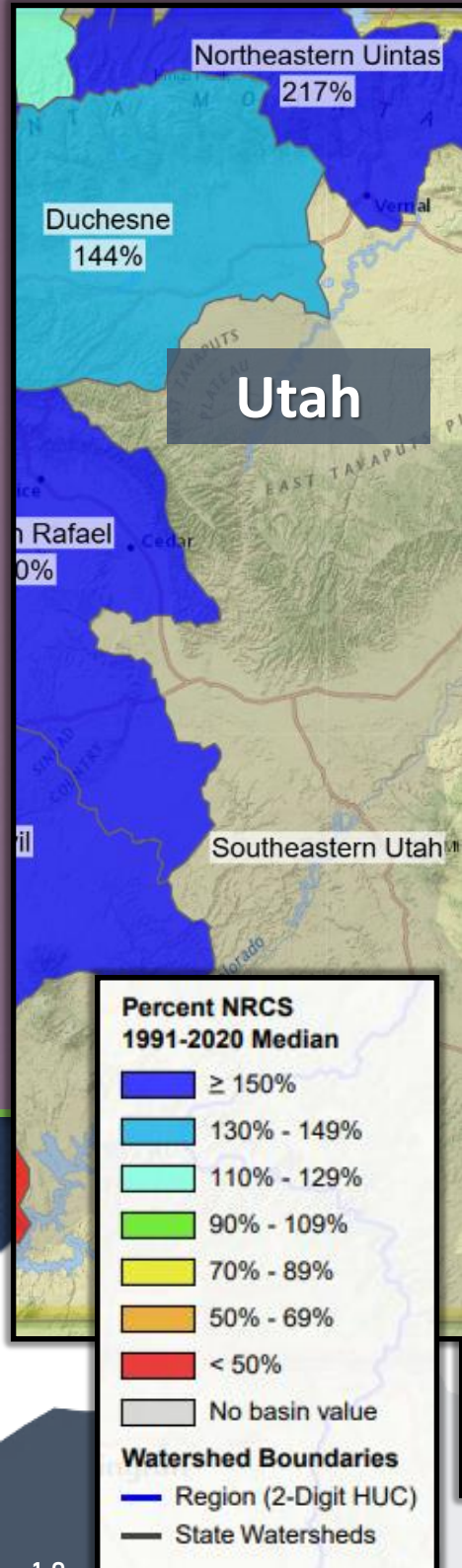
High Min

Low Min

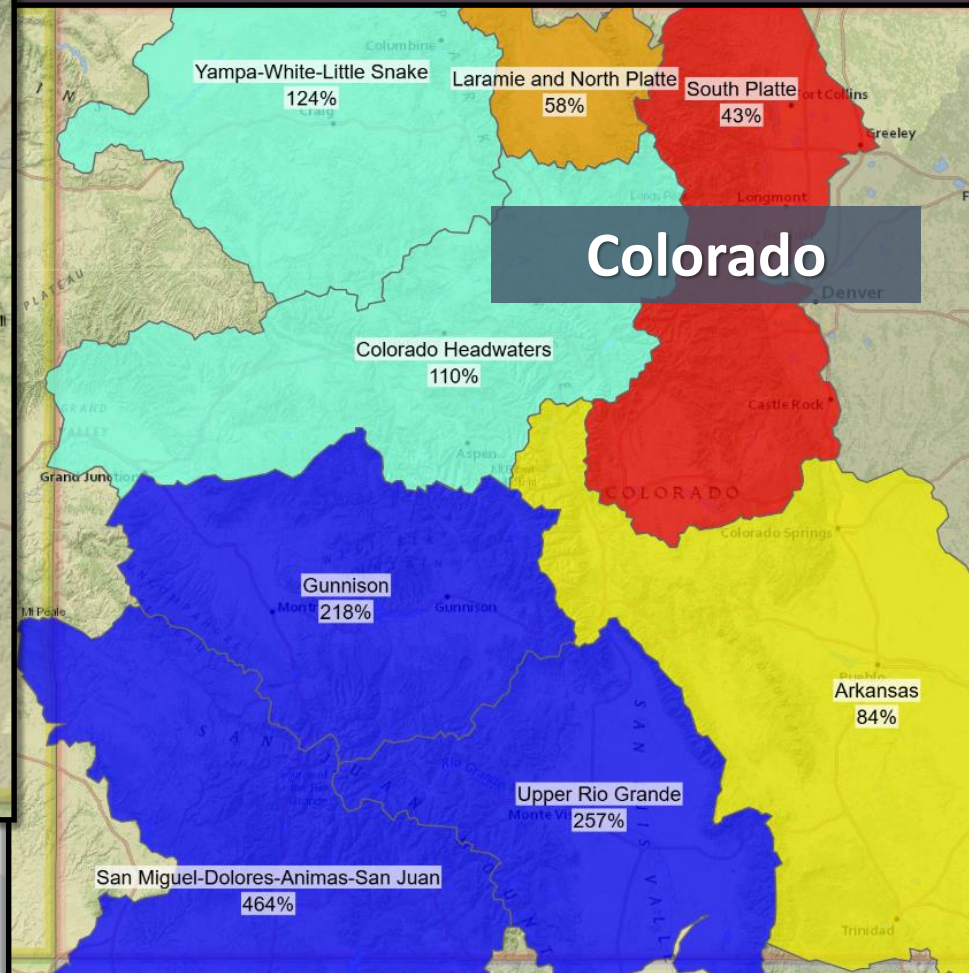


The unusually dry and warm first half of the month of October brought drought degradation much of eastern Utah and western Colorado, especially the northern half where Moderate (D1) drought remains. However, several late month storms brought plentiful moisture to the southern and central Colorado mountains, removing drought completely there.





Snowpack season has officially begun for much of eastern Utah and all of western Colorado. Northeastern Utah basins have fared the best so far, with the Duchesne and Northeastern Uinta Basins running 140-220% of normal. In western Colorado, the southern mountains have fared the best, with the San Miguel-Dolores-Animas-San Juan Basin already at 460-470% of normal. The Gunnison Basin is at 215-225% of normal. Meanwhile, the central and northern basins are still above normal, though not quite so anomalously. The Yampa-White-Little Snake Basin is sitting at 120-130% of normal, while the Colorado Headwaters are at 110% of normal. This is still early season though, so stay tuned.



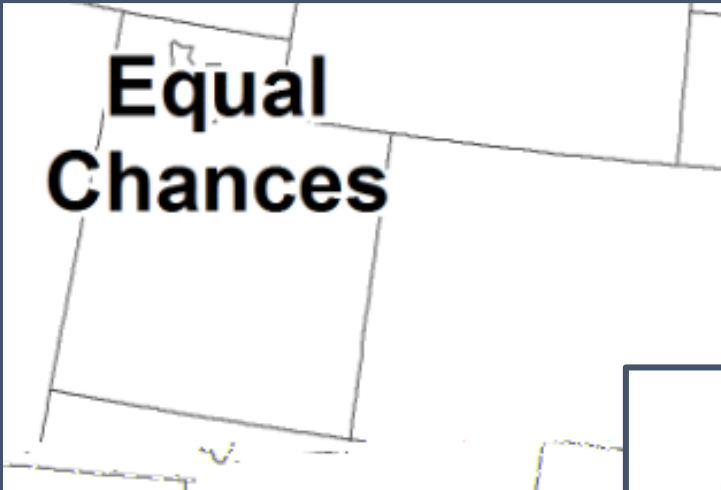
NOVEMBER
2 0 2 4

OUTLOOK

TEMPERATURES & PRECIPITATION




The latest guidance from the Climate Prediction Center is favoring equal chances of above or below normal temperatures for eastern Utah and western Colorado during the month of November. In addition, guidance is favoring equal chances of above or below normal precipitation for November as well. Seems that we are finally free of the hot and dry pattern that has characterized the last several months.



**Equal
Chances**

Precipitation

Temperatures



**Equal
Chances**