

# NWS GRAND JUNCTION COLORADO



## A L O O K BACK AT **SEPTEMBER 2024** WEATHER ACROSS E UTAH / W COLORADO

The month of September started off generally warm and dry in the first few days, with only afternoon showers or thunderstorms forming over the higher terrain. However, moisture gradually increased from the 3<sup>rd</sup> onward, bringing increasing coverage of showers and storms, as well as an increased threat for severe weather. A few storms produced some severe winds and hail of around an inch. Conditions dried out again briefly for the first weekend of the month, with a gradual warming trend. The 2<sup>nd</sup> week of the month saw the return of moisture and increased shower and storm coverage for the first half of the week, then dry and hot conditions that brought increased fire weather concerns. Temperatures cooled and winds relaxed, leading to a pleasant weekend. Like a broken record, moisture and strong to severe weather returned to kick off the middle week of the month, but these storms were associated with a strong cold front and ushered in some much cooler weather. From the 17<sup>th</sup> to the 22<sup>nd</sup>, we saw our first taste of Fall, with below normal temperatures, mountain snows, and fall color at the higher elevations. High pressure moved in for the last week of the month, with a warming trend kicking in. By the 25<sup>th</sup> of the month, temperatures were tying record highs, and by the end of the month they were outdoing the previous records by several degrees. So the month of September gave us monsoonal storms, fall-like snow and cold, and summertime heat and dryness.



# SEPTEMBER 2024

## CLIMATE SUMMARY



# TABLE OF CONTENTS

*NOTE: all data mentioned is collected from our automated observing stations from 10 airports across the area. Some observers in more remote areas September have measured warmer or colder temperatures, or more or less precipitation than mentioned in this summary.*

PAGE #	PAGE TITLE
1	Cover / Monthly Weather Synopsis
2	Table of Contents
3	Story of the Month
4	Temperatures
5	Precipitation
6	Total Monthly Precipitation
7	Monthly Precipitation Departure from Normal
8	Daily Records Report
9	Drought Conditions, as of October 1st
10	October Climate Outlook

# STORY OF THE MONTH

# SEPTEMBER ROLLERCOASTER

September's weather was all over the place this year, with lingering monsoonal conditions and strong to severe thunderstorms to start the month, the first snowfall of the year in the mountains, and then record setting heat to finish off the month.



Hail accumulation on Rio Blanco Hill, Sept. 4<sup>th</sup> via CDOT



Snow on the San Juans, with fall color, Sept. 17th via CDOT





SEPTEMBER  
2024

# TEMPERATURES



Location	Average Temp (°F) (VS Normal)	Warmest Temp (°F)	Coldest Temp (°F)
Aspen, CO	57.1 <b>(+1.0)</b>	80 on 9/1	32 on 9/18
Cortez, CO	64.3 <b>(+2.9)</b>	89 on 9/4, 30	39 on 9/18, 21
Craig, CO	60.8 <b>(+3.7)</b>	89 on 9/3, 28	33 on 9/23
Durango, CO	61.7 <b>(+2.2)</b>	88 on 9/4	36 on 9/18
Grand Junction, CO	73.4 <b>(+6.3)</b>	93 on 9/3	49 on 9/18
Meeker, CO	59.3 <b>(+0.8)</b>	86 on 9/1	31 on 9/19
Montrose, CO	65.6 <b>(+2.4)</b>	88 on 9/1, 3	40 on 9/18
Rifle, CO	66.4 <b>(+3.9)</b>	91 on 9/8, 27, 29	39 on 9/18, 19
Canyonlands Airport, UT	71.6 <b>(+3.3)</b>	94 on 9/3, 8	44 on 9/18
Vernal, UT	65.9 <b>(+3.9)</b>	90 on 9/1, 2	40 on 9/13, 14, 18



SEPTEMBER  
2024

# PRECIPITATION



Location	Total Precipitation (in.)	Departure from Normal (in.)
Aspen, CO	1.13	-0.30
Cortez, CO	0.57	-1.01
Craig, CO	0.31	-1.44
Durango, CO	0.82	-1.17
Grand Junction, CO	0.27	-0.92
Meeker, CO	0.60	-1.08
Montrose, CO	0.78	-0.39
Rifle, CO	0.57	-0.77
Canyonlands Airport, UT	0.01	-0.88
Vernal, UT	0.10	-1.12



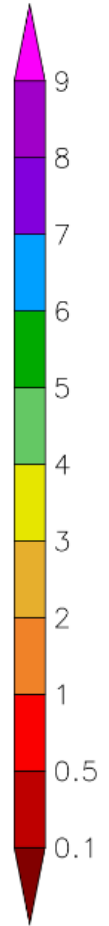
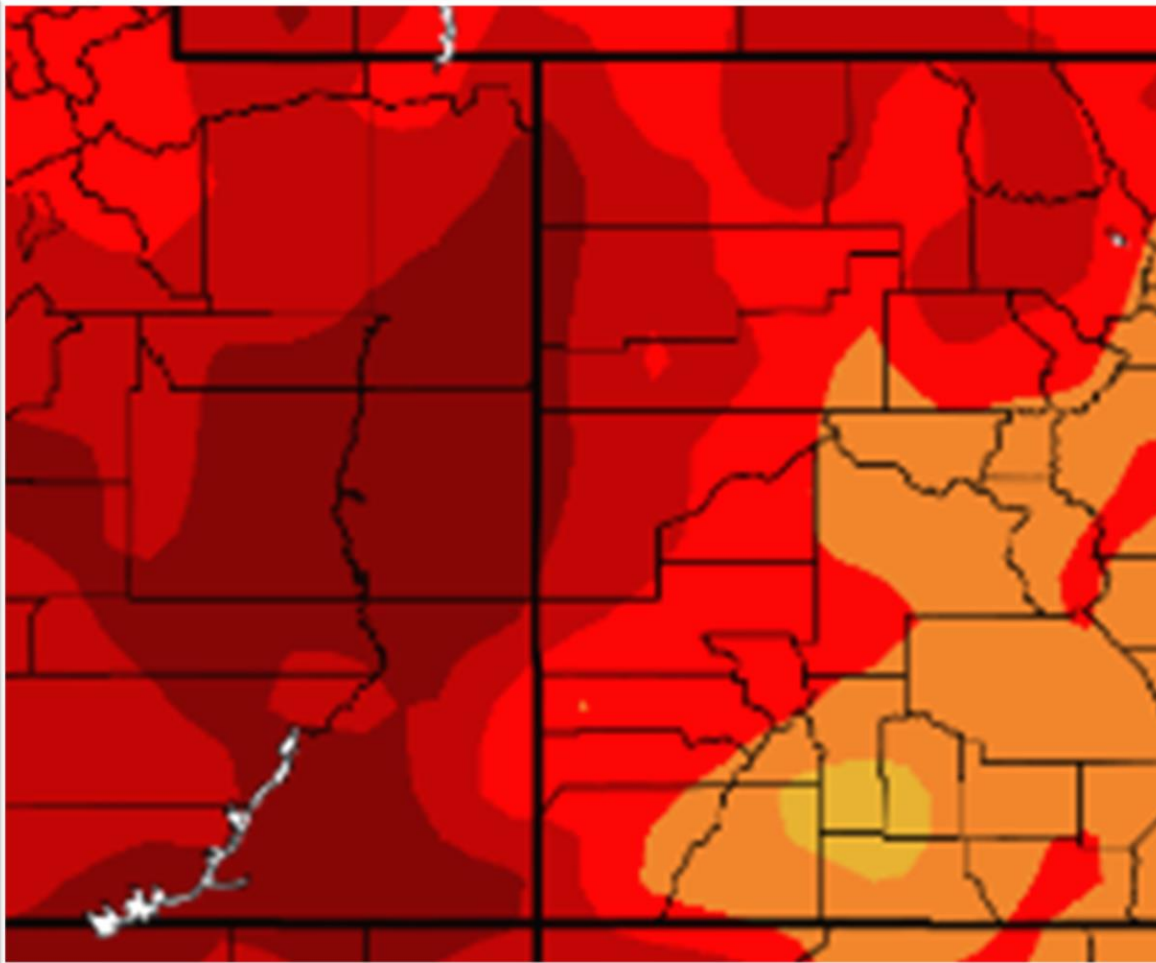
# SEPTEMBER 2024

## CLIMATE SUMMARY



TOTAL  
MONTHLY

# PRECIPITATION



# SEPTEMBER 2024

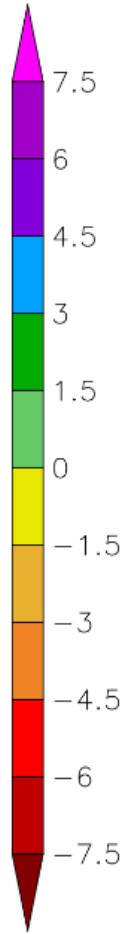
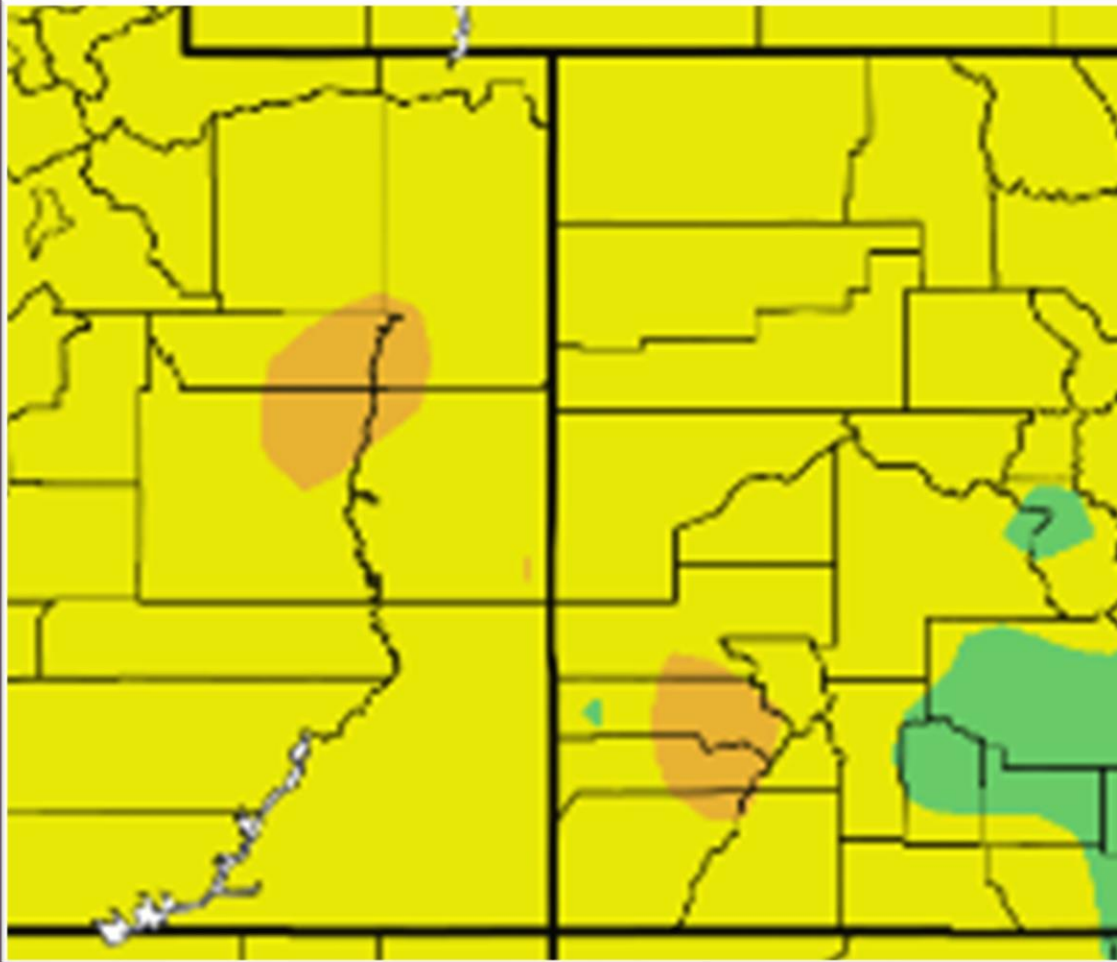
## CLIMATE SUMMARY



TOTAL  
MONTHLY

# PRECIPITATION

DEPARTURE FROM NORMAL



# SEPTEMBER 2024

## CLIMATE SUMMARY



# DAILY RECORDS REPORT

*A total of 7 daily records were set across the primary climate sites*

Site	Date	Record Type	New Record	Previous Record
Grand Junction, CO	September 4th	High Min Temperature	70F	69F in 1950
Grand Junction, CO	September 25th	High Max Temperature	89F	89F in 2001
Grand Junction, CO	September 26th	High Min Temperature	92F	89F in 1966
Grand Junction, CO	September 27th	High Max Temperature	92F	90F in 2010
Grand Junction, CO	September 28th	High Max Temperature	92F	89F in 2010
Grand Junction, CO	September 29th	High Max Temperature	91F	89F in 2010
Grand Junction, CO	September 30 <sup>th</sup>	High Max Temperature	92F	89F in 2023

High Max

Low Max

Precip

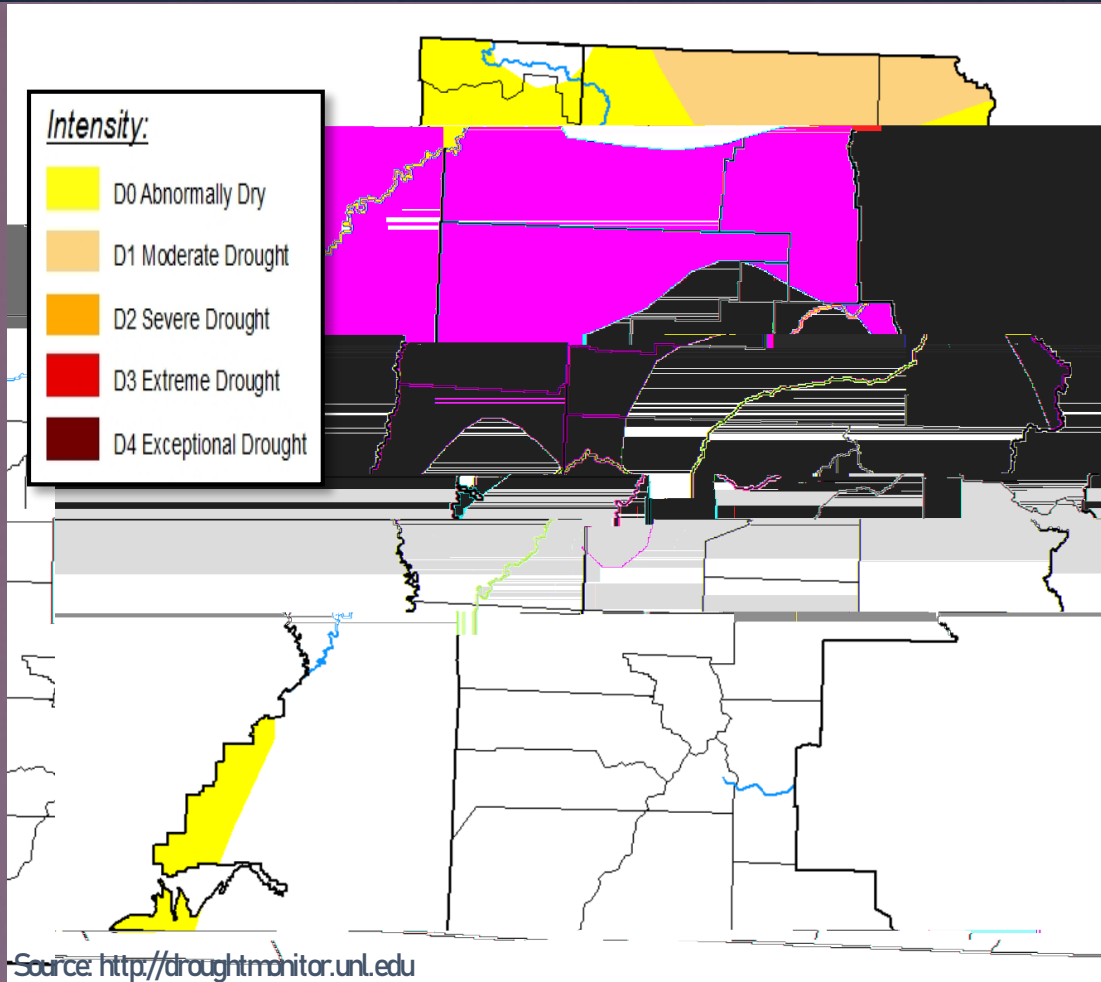
High Min

Low Min





*Unfortunately, the month of September saw much below normal precipitation across the majority of eastern Utah and western Colorado. This has led to degradation mainly north of the I-70 corridor, with the filling in of Abnormally Dry (D0) conditions and the introduction of Moderate (D1) drought in northwestern Colorado along the Wyoming border.*



OCTOBER  
2024

# OUTLOOK

TEMPERATURES & PRECIPITATION



*The latest guidance from the Climate Prediction Center (CPC) indicates that above normal temperatures are again very likely (70-80%) for all of eastern Utah and western Colorado during the month of October. Guidance regarding precipitation is currently indicating below normal precipitation is likely (50-60%) for all of eastern Utah and western Colorado for the month of October.*



**Above**

**Temperatures**



**Precipitation**

**Below**