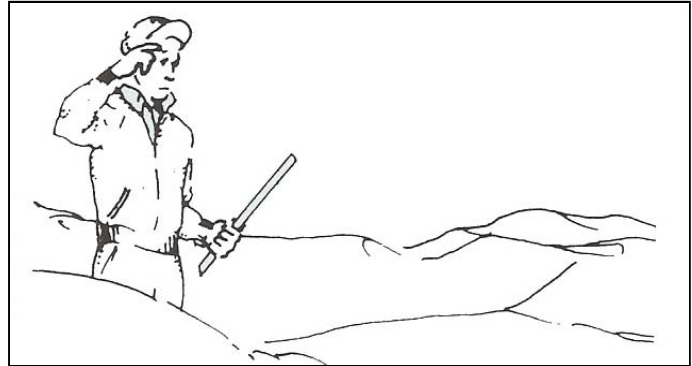



Measuring Snowfall for the National Weather Service - Green Bay

Guidelines for our Weather Spotter Teams

Use good judgment in selecting spots where the snow is least affected by drifting.



Take several measurements where the snow is least affected by drifting (don't include deep drifts), then find the average. Report to the nearest tenth of an inch.



Use of a "snow board" can help. Brush off the board after each event.

Contact us:

- After 2 inches of snow falls
- After 4 inches of snow falls (and every two hours thereafter if the snow continues)
- If significant freezing drizzle/freezing rain is occurring
- If significant blowing/drifting snow is occurring
- Storm total -- **Important!**
- Dense fog with visibility less than ¼ mile.

Submit a report to the NWS:

Online — <http://weather.gov/grb> (Under "Current Hazards")
Toll-Free Storm Spotter Hotline (Trained spotters only)


*Use either of the above methods to ensure forecasters receive the info **immediately!***

When contacting us, tell us:

- * Who you are
- * Where you are
- * What you measured
(and timeframe it fell)
- * Current weather

NWS Green Bay Home Page:
<http://weather.gov/grb>

 Follow us on Twitter

 Follow us on Facebook



Thank you for your assistance!