



NATIONAL WEATHER SERVICE

*Houston/Galveston, TX*

# HEAT STATS

Updated 11/19/2023 | Records back to 1888

**112°F**  
8/27/2023  
8/20/2023

**Warmest High Temperature**

**87°F**  
6/24/1906  
6/23/1906

**Warmest Low Temperature**

Earliest First 90°F Day	Latest First 90°F Day	Average First 90°F Day	Average Last 90°F Day	Earliest Last 90°F Day	Latest Last 90°F Day
1/8/1999	6/14/1895	4/30	10/12	9/2/1974	11/16/1921

Earliest First 100°F Day	Average First 100°F Day	Latest Last 100°F Day
5/27/1906	7/12	10/6/1892

**102**

**Average Number of 90° Days**

**152**  
2011

**Highest Number of 90° Days**

**99**  
6/6 - 9/12-2023  
6/26 - 10/2/1910

**Highest # Consecutive 90° Days**

**54**

**Average Number of 95° Days**

**117**  
2011

**Highest Number of 95° Days**

**75**  
6/5 - 8/18/2022

**Highest # Consecutive 95° Days**

**15**

**Average Number of 100° Days**

**75**  
2023

**Highest Number of 100° Days**

**50**  
7/9 - 8/27/2023

**Highest # Consecutive 100° Days**

**80%**

**Percent of Years that hit 100°**

City of College Station





NATIONAL WEATHER SERVICE

*Houston/Galveston, TX*

# HEAT STATS

Updated 11/19/2023 | Records back to 1888

## 109°F

8/27/2023, 8/24/2023  
8/27/2011, 9/4/2000

### Warmest High Temperature

## 84°F

9/1/2020

### Warmest Low Temperature

Earliest First  
90°F Day

2/20/1986

Latest First  
90°F Day

6/15/1897

Average First  
90°F Day

5/6

Average Last  
90°F Day

10/7

Earliest Last  
90°F Day

9/3/1935

Latest Last  
90°F Day

10/29/1991

Earliest First 100°F Day

6/2/2011

Average First 100°F Day

7/19

Latest Last 100°F Day

9/27/2005

## 95

Average  
Number of  
90° Days

## 142

2011

Highest  
Number of  
90° Days

## 81

6/12 – 8/31/1890

Highest #  
Consecutive  
90° Days

## 33

Average  
Number of  
95° Days

## 108

2011

Highest  
Number of  
95° Days

## 67

7/9 – 9/13/2023

Highest #  
Consecutive  
95° Days

## 4

Average  
Number of  
100° Days

## 46

2011

Highest  
Number of  
100° Days

## 24

8/1 – 8/24/2011

Highest #  
Consecutive  
100° Days

## 56%

Percent of  
Years that hit  
100°

# City of Houston





NATIONAL WEATHER SERVICE

*Houston/Galveston, TX*

# HEAT STATS

Updated 11/19/2022 | Records back to 1930

**109°F**

8/27/2023

**Warmest High Temperature**

**84°F**

8/22/2023

9/1/2020

**Warmest Low Temperature**



Houston/Hobby

Earliest First 90°F Day	Latest First 90°F Day	Average First 90°F Day	Average Last 90°F Day	Earliest Last 90°F Day	Latest Last 90°F Day
3/15/2008	6/18/1935	5/6	10/8	9/17/1987	11/5/2017

Earliest First 100°F Day	Average First 100°F Day	Latest Last 100°F Day
5/31/1998	7/15	9/21/2005

**89**

**Average Number of 90° Days**

**135**

2022 2023

**Highest Number of 90° Days**

**69**

7/7 - 9/13/2023

**Highest # Consecutive 90° Days**

**27**

**Average Number of 95° Days**

**97**

2023

**Highest Number of 95° Days**

**67**

7/9 - 9/13/2023

**Highest # Consecutive 95° Days**

**2**

**Average Number of 100° Days**

**39**

2023

**Highest Number of 100° Days**

**18**

8/4 - 8/21/2023

**Highest # Consecutive 100° Days**

**45%**

**Percent of Years that hit 100°**



NATIONAL WEATHER SERVICE

*Houston/Galveston, TX*

# HEAT STATS

Updated 11/19/2023 | Records back to 1943

# 107°F

9/5/2000

**Warmest High Temperature**

# 87°F

8/11/2023  
(multiple days in 2019 & 2023)

**Warmest Low Temperature**

Earliest First 90°F Day

4/5/1982

Latest First 90°F Day

10/31/1947

Average First 90°F Day

5/24

Average Last 90°F Day

10/2

Earliest Last 90°F Day

10/31/1947

Latest Last 90°F Day

11/4/1988

Earliest First 100°F Day

6/25/2012

Average First 100°F Day

8/11

Latest Last 100°F Day

9/24/2005

# 79

**Average Number of 90° Days**

# 126

2019

**Highest Number of 90° Days**

# 83

6/26 – 9/16/2000

**Highest # Consecutive 90° Days**

# 7

**Average Number of 95° Days**

# 45

2023

**Highest Number of 95° Days**

# 21

7/27 – 8/16/2023

**Highest # Consecutive 95° Days**

# 0

**Average Number of 100° Days**

# 7

2023

**Highest Number of 100° Days**

# 4

8/27 – 8/30/2023

**Highest # Consecutive 100° Days**

# 21%

**Percent of Years that hit 100°**

# Palacios





NATIONAL WEATHER SERVICE

Houston/Galveston, TX

# HEAT STATS

Updated 11/19/2023 | Records back to 1874

Earliest First 90°F Day	Latest First 90°F Day	Average First 90°F Day	Average Last 90°F Day	Earliest Last 90°F Day	Latest Last 90°F Day
4/5/1982	8/24/1910	6/21	9/9	7/30/1914	10/15/2017

# 104°F

9/5/2000

## Warmest High Temperature

# 87°F

8/31 – 9/3/2020

## Warmest Low Temperature

# 26

### Average Number of 90° Days

# 108

2022

### Highest Number of 90° Days

# 68

7/8 – 9/13/2023

### Highest # Consecutive 90° Days

# 2

### Average Number of 95° Days

# 34

1875

### Highest Number of 95° Days

# 14

7/10 – 8/23/1875

### Highest # Consecutive 95° Days


Galveston has only hit 100°F or higher 10 times on record:

104	9/5/2000
101	8/27/2023
101	9/25/2005
101	9/4/2000
101	7/16/1932
100	6/25/2012
100	8/27/2011
100	8/31/2000
100	7/8/1939
100	8/25/1924



# City of Galveston

# City of College Station



**11°F**

2/15/1899

**Coldest High Temperature**

**-3°F**

1/31/1949

**Coldest Low Temperature**



NATIONAL WEATHER SERVICE

*Houston/Galveston, TX*

## **COLD STATS**

Updated 11/19/2023 | Records back to 1888

Earliest First 32°F Night	Latest First 32°F Night	Average First 32°F Night	Average Last 32°F Night	Earliest Last 32°F Night	Latest Last 32°F Night
10/28/1957	3/05/1932	11/27	3/1	1/8/2017	4/13/1940

Earliest First 25°F Night	Average First 25°F Night	Latest Last 25°F Night
11/4/1901	12/27	3/26/1955

**52**

**Average Number of 40° Nights**

**81**

1979

**Highest Number of 40° Nights**

**27**

1/25 - 2/20/1895

**Highest # Consecutive 40° Nights**

**18**

**Average Number of 32° Nights**

**42**

1895

**Highest Number of 32° Nights**

**19**

2/1 - 2/19/1899

**Highest # Consecutive 32° Nights**

**5**

**Average Number of 25° Nights**

**19**

1895

**Highest Number of 25° Nights**

**11**

1/18 - 1/28/1940

**Highest # Consecutive 25° Nights**

**86%**

**Percent of Years that hit 25°**



NATIONAL WEATHER SERVICE

*Houston/Galveston, TX*

# COLD STATS

Updated 11/19/2023 | Records back to 1889

**20°F**  
2/13/1899

**Coldest High Temperature**

**5°F**  
1/18/1930

**Coldest Low Temperature**

Earliest First 32°F Night	Latest First 32°F Night	Average First 32°F Night	Average Last 32°F Night	Earliest Last 32°F Night	Latest Last 32°F Night
10/20/1989	3/9/1932	12/09	2/15	12/11/1944	4/10/1973

Earliest First 25°F Night	Average First 25°F Night	Latest Last 25°F Night
11/15/1969	1/4	3/20/1923

**39**

**Average Number of 40° Nights**

**81**  
1978

**Highest Number of 40° Nights**

**18**  
12/11 – 12/28/1989  
1/25 – 2/11/2978  
1/18 – 2/4/1966

**Highest # Consecutive 40° Nights**

**11**

**Average Number of 32° Nights**

**42**  
1978

**Highest Number of 32° Nights**

**11**  
12/21 – 12/31/1983  
1/18 – 1/28/1940

**Highest # Consecutive 32° Nights**

**2**

**Average Number of 25° Nights**

**12**  
1989

**Highest Number of 25° Nights**


**10**  
1/18 – 1/27/1940

**Highest # Consecutive 25° Nights**

**57%**

**Percent of Years that hit 25°**

City of Houston





NATIONAL WEATHER SERVICE

*Houston/Galveston, TX*

# COLD STATS

Updated 11/19/2023 | Records back to 1930

**25°F**

2/1/1951

**Coldest High Temperature**

**5°F**

1/23/1940

**Coldest Low Temperature**

Earliest First 32°F Night	Latest First 32°F Night	Average First 32°F Night	Average Last 32°F Night	Earliest Last 32°F Night	Latest Last 32°F Night
11/3/1951	2/12/2006	12/14	2/9	11/13/2019	4/13/1940

Earliest First 25°F Night	Average First 25°F Night	Latest Last 25°F Night
11/25/1938	1/8	3/19/1934

**34**

**Average Number of 40° Nights**

**71**

1978

**Highest Number of 40° Nights**

**20**

1/13 - 2/1/1948

**Highest # Consecutive 40° Nights**

**8**

**Average Number of 32° Nights**

**27**

1940

**Highest Number of 32° Nights**

**12**

1/18 - 1/29/1940

**Highest # Consecutive 32° Nights**

**2**

**Average Number of 25° Nights**

**11**

1963

**Highest Number of 25° Nights**

**7**


1/18 - 1/24/1940

**Highest # Consecutive 25° Nights**

**52%**

**Percent of Years that hit 25°**

Houston/Hobby







NATIONAL WEATHER SERVICE

Houston/Galveston, TX

# COLD STATS

Updated 11/19/2023 | Records back to 1943

**24°F**

2/15/2021

**Coldest High Temperature**

**9°F**

12/13/1989

**Coldest Low Temperature**

Earliest First  
32°F Night

10/31/1993

Latest First  
32°F Night

2/3/1989

Average First  
32°F Night

12/10

Average Last  
32°F Night

2/9

Earliest Last  
32°F Night

12/18/1981

Latest Last  
32°F Night

4/3/1987

Earliest First 25°F Night

11/18/1959

Average First 25°F Night

1/6

Latest Last 25°F Night

3/4/2002

**35**

**Average Number of 40° Nights**

**65**

1978

**Highest Number of 40° Nights**

**19**

12/8 - 12/26/1989

**Highest # Consecutive 40° Nights**

**9**

**Average Number of 32° Nights**

**20**

1989, 1979  
1963, 1951

**Highest Number of 32° Nights**

**7**

1/29 - 2/4/1951

**Highest # Consecutive 32° Nights**

**2**

**Average Number of 25° Nights**

**8**

1989, 1983

**Highest Number of 25° Nights**

**6**


1/29 - 2/3/1951

**Highest # Consecutive 25° Nights**


**55%**

**Percent of Years that hit 25°**

Palacios



# City of Galveston



**25°F**


2/12/1899  
2/7/1895

**Coldest High Temperature**

**8°F**

2/12/1899

**Coldest Low Temperature**



NATIONAL WEATHER SERVICE

*Houston/Galveston, TX*

## **COLD STATS**

Updated 11/19/2023 | Records back to 1874

Earliest First 32°F Night	Latest First 32°F Night	Average First 32°F Night	Average Last 32°F Night	Earliest Last 32°F Night	Latest Last 32°F Night
11/8/1959	3/9/1932	1/3	1/27	11/30/1877	3/20/1965

**15**

**Average Number of 40° Nights**

**44**

1978

**Highest Number of 40° Nights**

**13**

12/19 – 12/31/1983

**Highest # Consecutive 40° Nights**

Galveston has only hit 15°F or lower 10 times on record:

8	2/12/1899
10	2/13/1899
11	1/8/1886
13	1/18/1930
14	12/23/1989
14	12/25/1983
15	1/19/1940
15	2/8/1895
15	2/7/1895
15	1/9/1886

**4**

**Average Number of 32° Nights**

**14**

1963

**Highest Number of 32° Nights**

**10**

1/18 – 1/27/1940

**Highest # Consecutive 32° Nights**