



Drought Information Statement for Southeast LA and Southwest MS

Valid October 12th, 2023

Issued By: NWS New Orleans/Baton Rouge

Contact Information:

- This product will be updated Oct 19, 2023 or sooner if drought conditions change significantly.
- Please see all currently available products at <https://drought.gov/drought-information-statements>.
- Please visit <https://www.weather.gov/lix/DroughtInformationStatement> for previous statements.





U.S. Drought Monitor

Link to the [latest U.S. Drought Monitor](#) for SE Louisiana and SW Mississippi

- **Exceptional Drought remains in place across portions of South Central Louisiana and Southwest Mississippi.**
- **Drought intensity and extent**
 - **D4 (Exceptional Drought): Almost all of Southern LA and Far Southern MS**
 - **D3 (Extreme Drought): Much of LA and Southern MS**

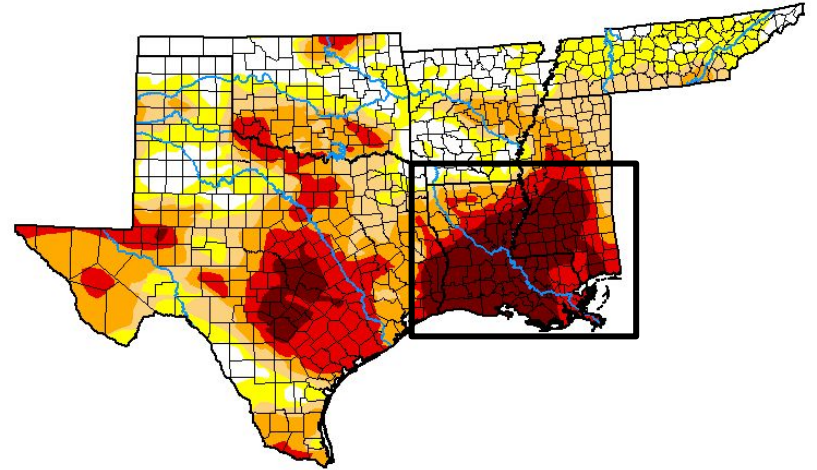


Image Caption: U.S. Drought Monitor valid Oct 10, 2023 at 7 AM CDT





Recent Change in Drought Intensity

Link to the latest [4-week change map](#) for SE Louisiana and SW Mississippi

- **One Week Drought Monitor Class Change**
 - **Drought Worsened: No worsening of drought conditions noted (Yellow)**
 - **No Change: Much of the area remains at the same drought level as the previous week (Gray)**
 - **Drought Improved: No Improvement was noted this week (Light Green)**

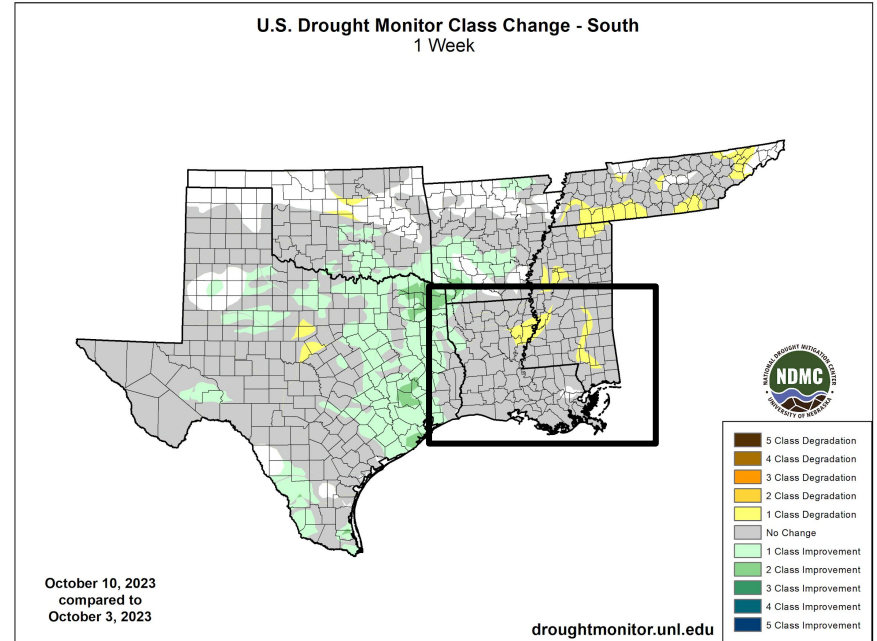


Image Caption: U.S. Drought Monitor 1-week change map Oct 10 , 2023 at 7AM CDT





Precipitation

- Little to no rain fell over the last week and the deficit remains in place across central LA and SW and Coastal MS.
- Much of the region remains at 25% to 50% of normal rainfall.
- There are some areas that are between 5% to 25% of normal.

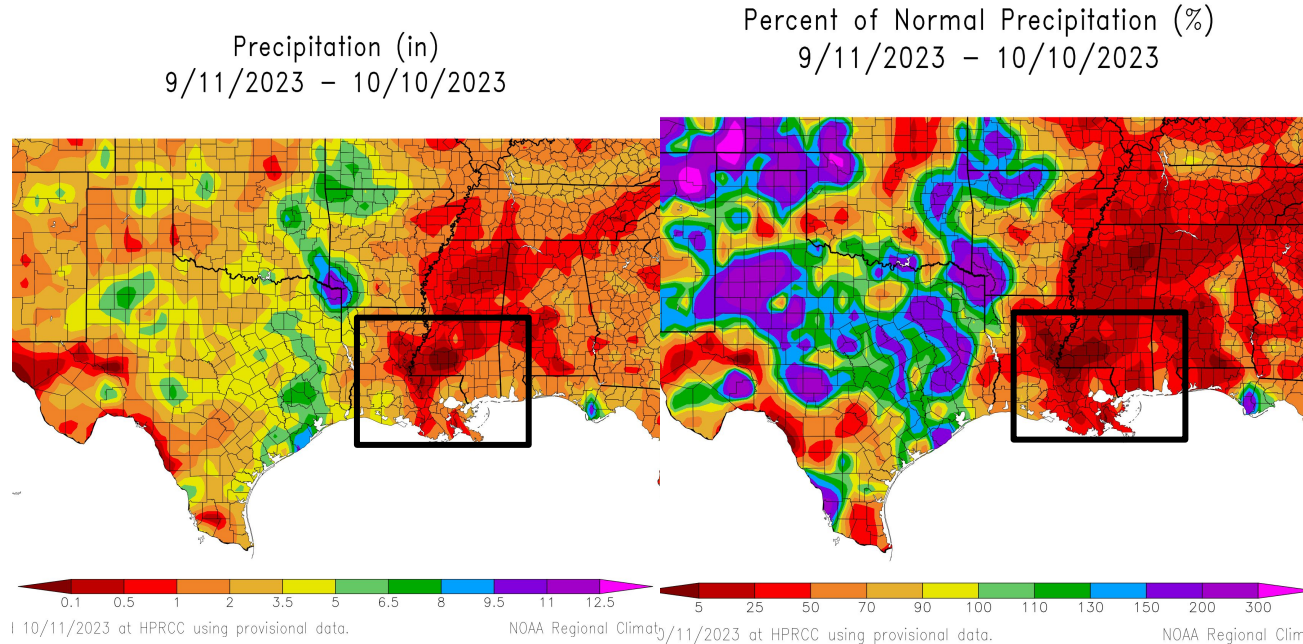


Image Captions:
 Left - Precipitation Amount for SE LA/S MS
 Right - Percent of Normal Precipitation for SE LA/S MS
 Data Courtesy High Plains Regional Climate Center.
 Data over the past 30 days ending Oct 11, 2023

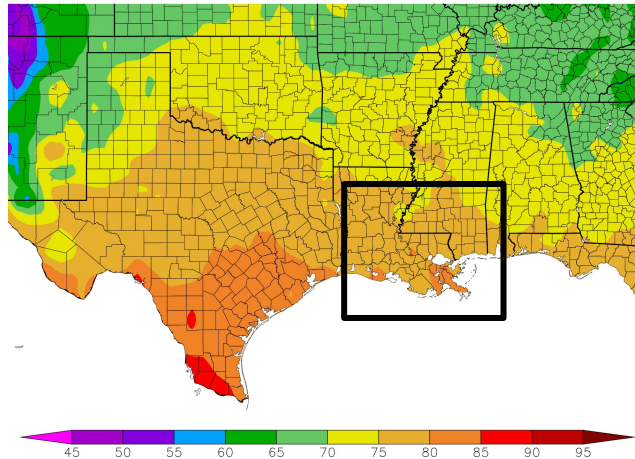




Temperature

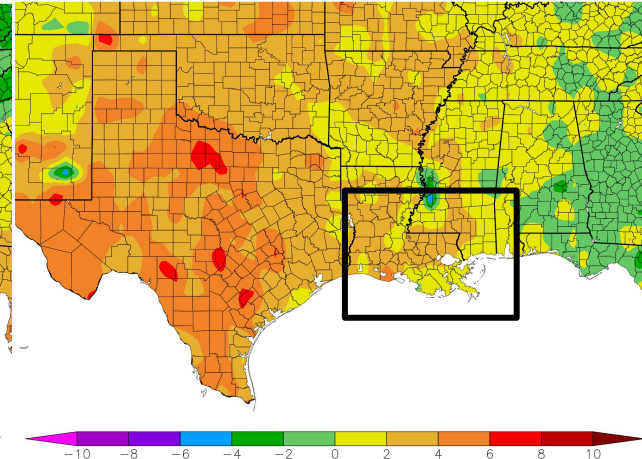
- With recent cold fronts, temperatures have been cooling off more regularly.
- Over the last month, average temperatures still continue to be 2 to 4 degrees above normal.
- Below normal temperatures this weekend into early/middle parts of next week.

Temperature (F)
9/11/2023 – 10/10/2023



d 10/11/2023 at HPRCC using provisional data.

Departure from Normal Temperature (F)
9/11/2023 – 10/10/2023



NOAA Regional Climated 10/11/2023 at HPRCC using provisional data.

NOAA Regional Clim

Image Captions:
Left - Average Temperature for SE LA/S MS
Right - Departure from Normal Temperature for SE LA/S MS
Data Courtesy High Plains Regional Climate Center.
Data over the past 30 days ending Oct 11, 2023





Agricultural Impacts

- Soil moisture remains depleted across LA and Southern MS
- There has been significant impacts to agriculture
 - Reduced crop yields
 - Heat stress on crops
 - Reduced irrigation
 - Livestock sales
 - Poor grazing pasture conditions

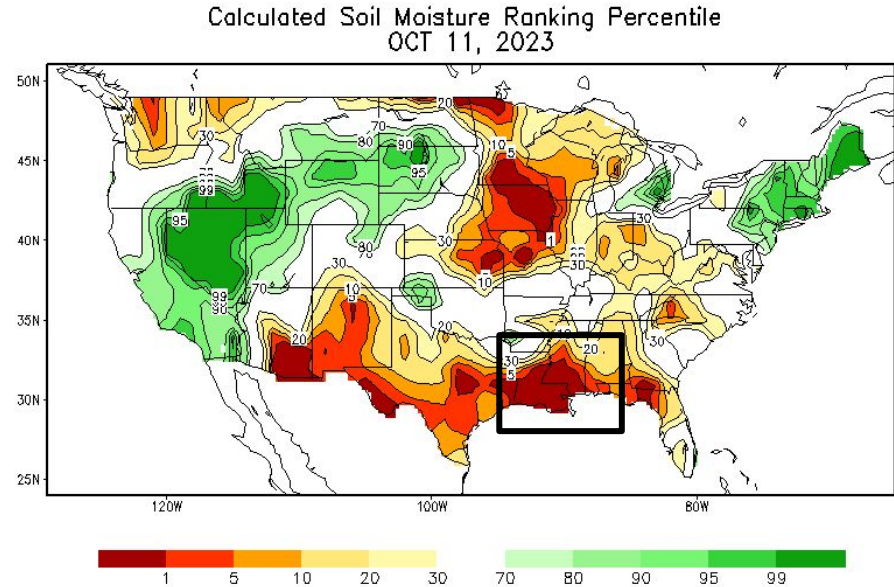


Image Captions: : CPC Calculated [Soil Moisture Ranking Percentile](#) valid Oct 11, 2023





Fire Hazard Impacts

Link to [Wildfire Potential Outlooks from the National Interagency Coordination Center](#).

- The updated Outlook for October has the wildfire potential remaining high.
- Burn bans remain in effect for all of LA and S MS
- Burning should be discouraged

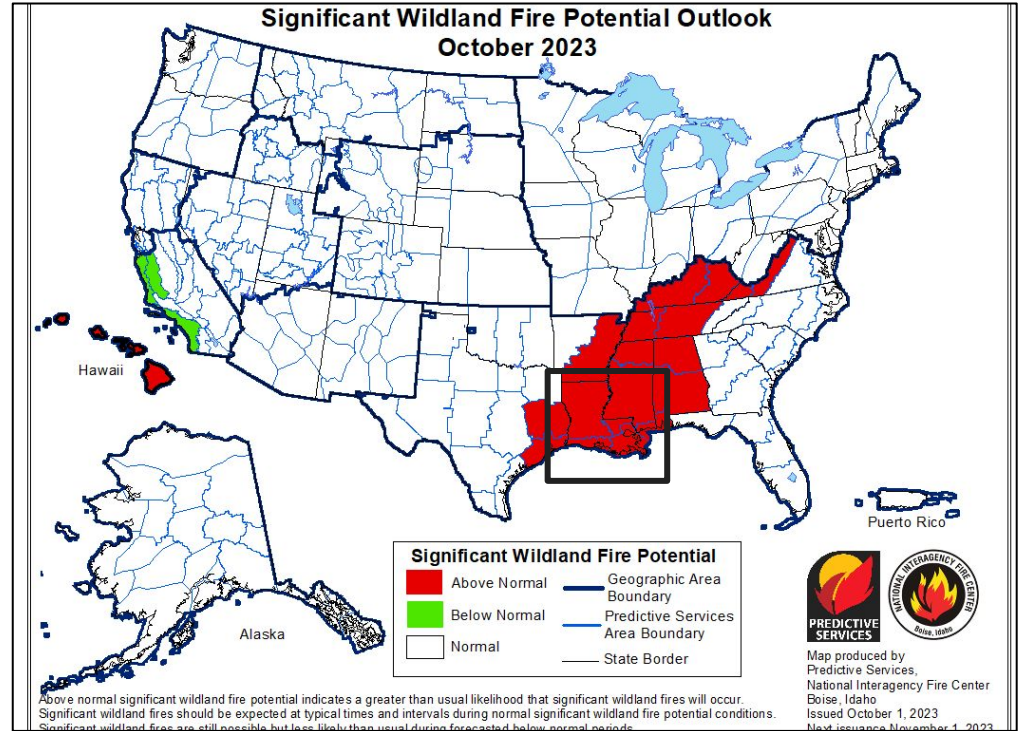


Image Caption: [Significant Wildland Fire Potential Monthly Outlook](#) for October 2023





Seven Day Precipitation Forecast

- After rain this mid week, high pressure builds in for the next 7 days.
- Rainfall amounts will be low, generally less than 0.25" expected.

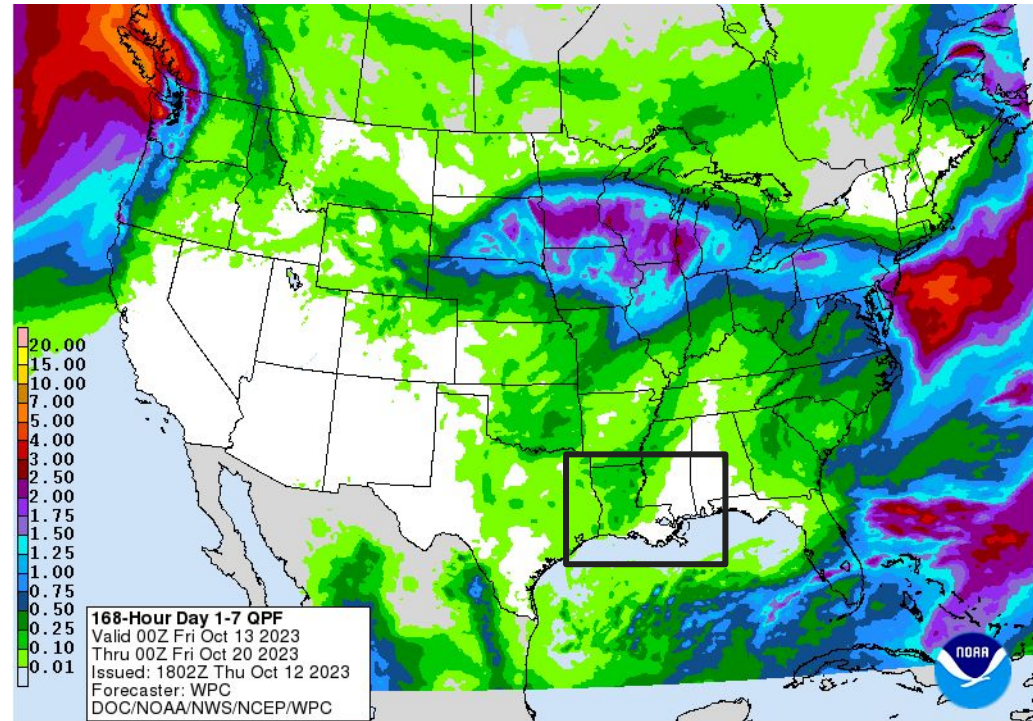


Image Caption: Weather Prediction Center [7-day precipitation forecast](#) valid Thursday Oct 12 to Thursday Oct 19.





Long-Range Outlooks

The latest monthly and seasonal outlooks can be found on the [CPC homepage](#)

- There is still confidence that slightly above normal temperatures will continue through October.
- There are equal chances that rainfall can be either above or below normal for Louisiana, slightly below normal chances for Mississippi.

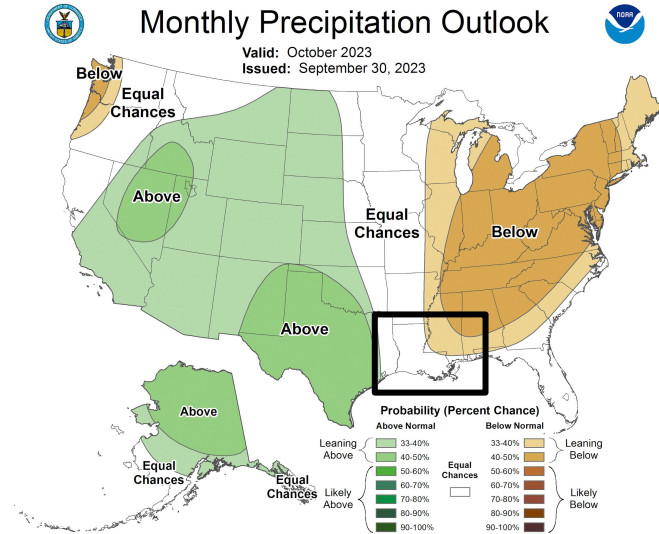
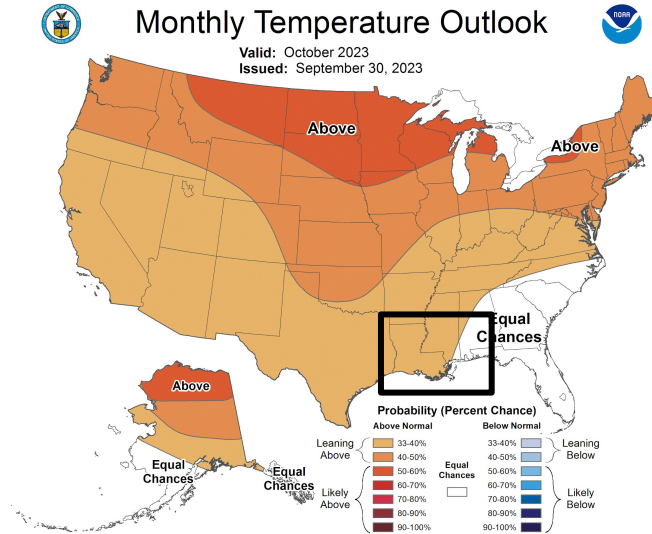


Image Captions:

Left - [Climate Prediction Center Monthly Temperature Outlook](#),

Right - [Climate Prediction Center Monthly Precipitation Outlook](#),

Valid October 2023





Drought Outlook

The latest monthly and seasonal outlooks can be found on the [CPC homepage](#)

- The Monthly Drought Outlook for October has the drought conditions persisting.
- October tends to be dry.
- Categories may improve or worsen at times depending on temperatures and rainfall

U.S. Monthly Drought Outlook Drought Tendency During the Valid Period

Valid for October 2023
Released September 30, 2023

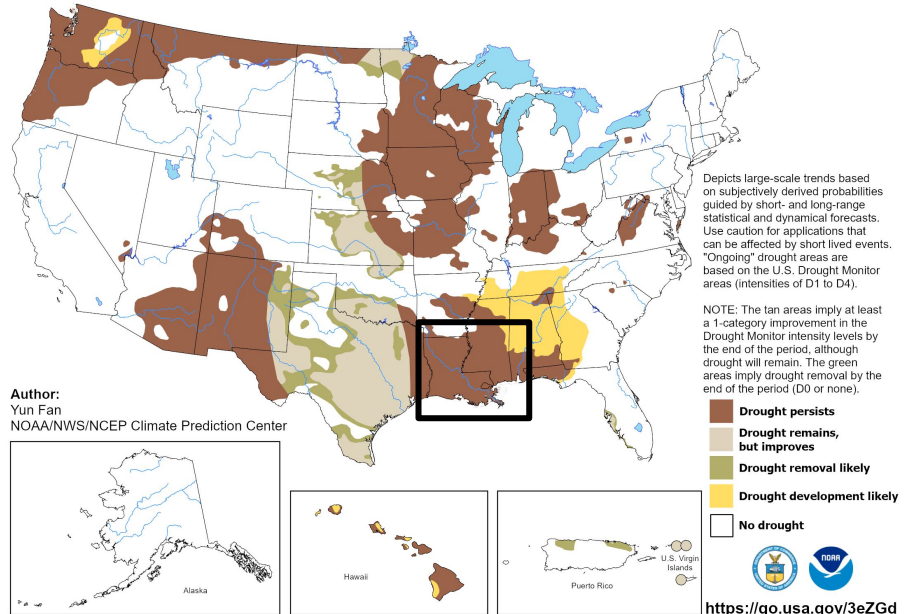


Image Caption:
Climate Prediction Center Monthly Drought Outlook Released Sep 30, 2023 valid for October 2023

Links to the latest:

- [Climate Prediction Center Monthly Drought Outlook](#)
- [Climate Prediction Center Seasonal Drought Outlook](#)





Summary of Impacts

Links: See/submit [Condition Monitoring Observer Reports \(CMOR\)](#) and view the [Drought Impacts Reporter](#)

Hydrologic Impacts

- Drinking water has been compromised for some communities along the Mississippi River due to salt water intrusion
- Recreational boating and commercial industry navigation impacted by low water levels

Agricultural Impacts

- Reports of poor crop conditions and decreased harvests
- Increased livestock sales due to lack of resources; poor grazing conditions

Fire Hazard Impacts

- A wildfire threat remains and burn bans will likely continue

Mitigation Actions

- Some areas are encouraging water voluntary water restrictions
- Mandatory may become necessary
- Water Conservation is encouraged in drought areas
- Please refer to your municipality, water provider, and local Emergency Management for mitigation information

Other Information

- Please encourage use of the CMOR (link above) to report drought impacts





For Questions or comments please contact:

julie.lesko@noaa.gov

