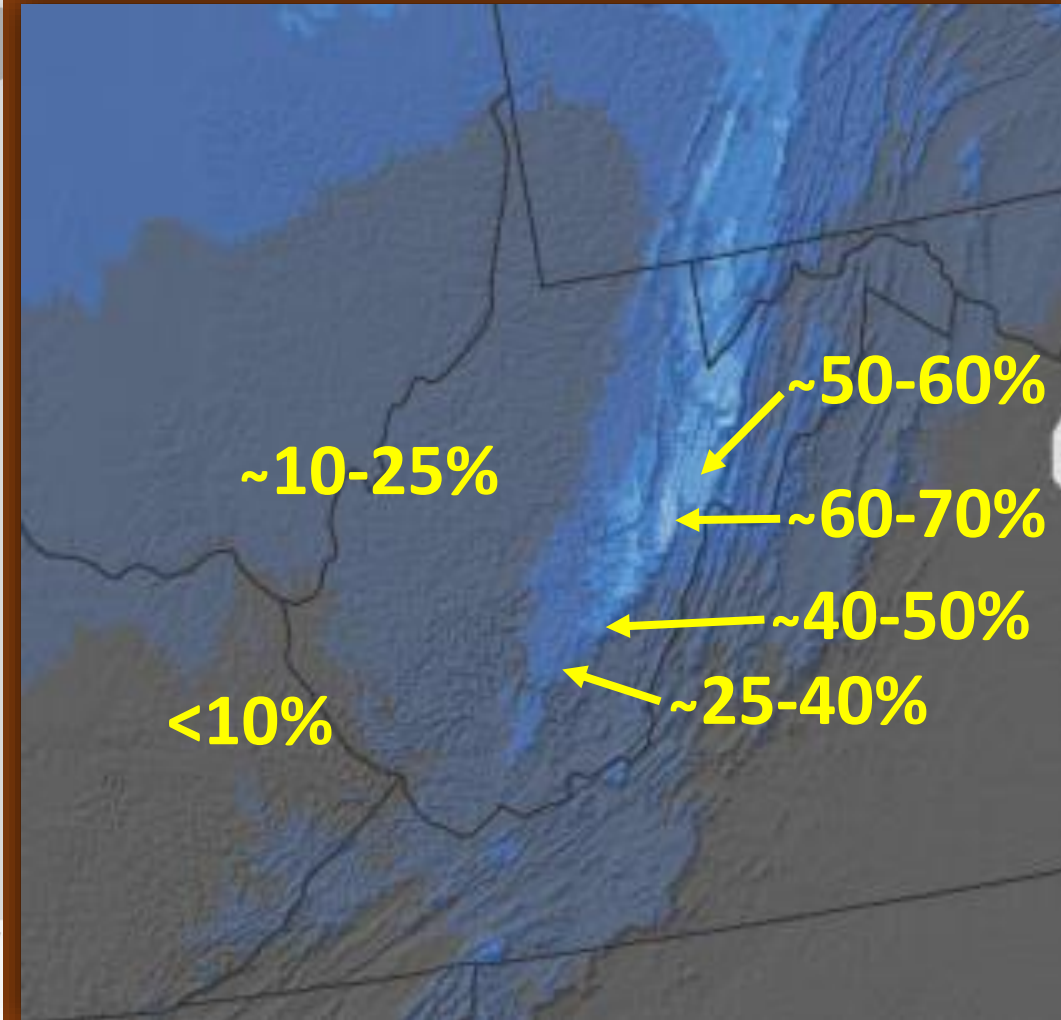
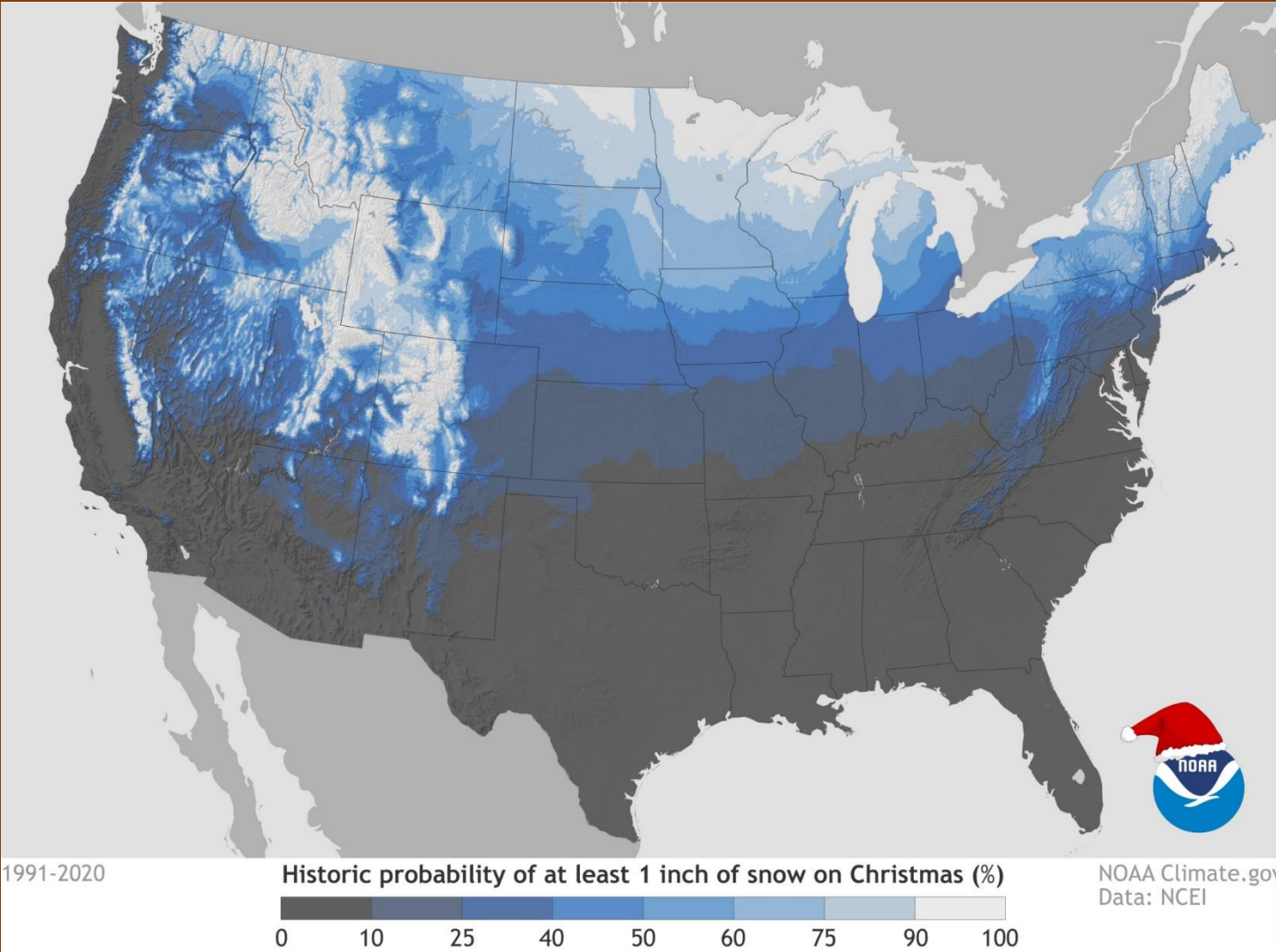




Historic Probability of a White Christmas

Climatological probability of at least 1" of snow being on the ground December 25 (based on the 1991-2020 U.S. Climate Normals).

Regional View – Probability of having a white Christmas is significantly higher in the mountains.





White Christmas History and Climatology for Charleston, WV



White Christmas History for Charleston, WV



No snow on ground and no new snow (47/70).

No snow on ground but new snowfall (7/70).

1 in to 3 in. snow depth (13/70).

Over 3 in. snow depth (3/70).



Source: Climate data from ACIS using ThreadEx station CRWthr. Design inspired by Ottawa Weather Records. Tree icons by Andrew King.


Charleston Christmas Day Climate Statistics

Normal High Temperature (°F)	45	Based on the 1991-2020 U.S. Climate Normals
Normal Low Temperature (°F)	28	
Probability of a White Christmas (%)	14	

A "White Christmas" is defined as having ≥ 1 " of snow on the ground.

Extremes

Warmest High Temperature (°F)	76 (1982)
Coldest High Temperature (°F)	5 (1983)
Coldest Low Temperature (°F)	-10 (1983)
Warmest Low Temperature (°F)	52 (1982)
Most Precipitation (Inches)	1.99 (2015)
Most Snowfall (Inches)	4.0 (1914)
Greatest Snow Depth (Inches)	5 (1966)



Christmas Day Climatology for Other Locations



Christmas Day Climate Statistics ----->		Beckley	Clarksburg	Elkins	Huntington	Parkersburg
Normal High Temperature (°F)	Based on the 1991-2020 U.S. Climate Normals	42	45	43	45	42
Normal Low Temperature (°F)		26	27	22	29	27
Probability of White Christmas (%)		26	21	35	9	16

A "White Christmas" is defined as having ≥ 1 " of snow on the ground.

Extremes	Beckley	Clarksburg	Elkins	Huntington	Parkersburg
Warmest High Temperature (°F)	66 (1966)	72 (1932)	68 (1982)	76 (1982)	70 (1982)
Coldest High Temperature (°F)	0 (1983)	8 (1983)	-6 (1983)	4 (1983)	4 (1983)
Coldest Low Temperature (°F)	-15 (1983)	-11 (1983)	-17 (1983)	-9 (1983)	-7 (1983)
Warmest Low Temperature (°F)	55 (2015)	51 (2021)	56 (1932)	56 (1982)	58 (1982)
Most Precipitation (Inches)	1.30 (1908)	1.35 (1986)	1.37 (2015)	1.71 (1987)	0.97 (1944)
Most Snowfall (Inches)	8.0 (1914)	3.0 (1985)	7.6 (1993)	4.0 (1969)	2.5 (1935)
Greatest Snow Depth (Inches)	13 (1963)	9 (1929)	8 (1969)	7 (2020)	5 (1963)