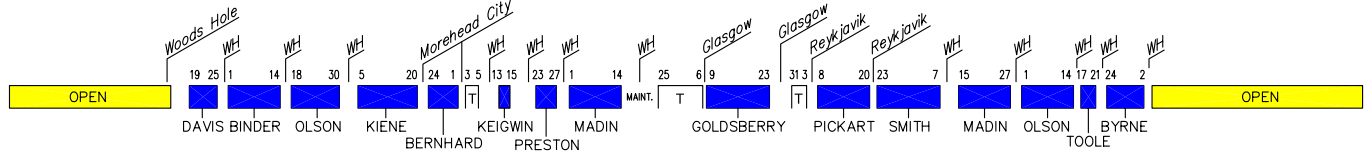


YEAR 2002 SHIP SCHEDULE - WOODS HOLE OCEANOGRAPHIC INSTITUTION

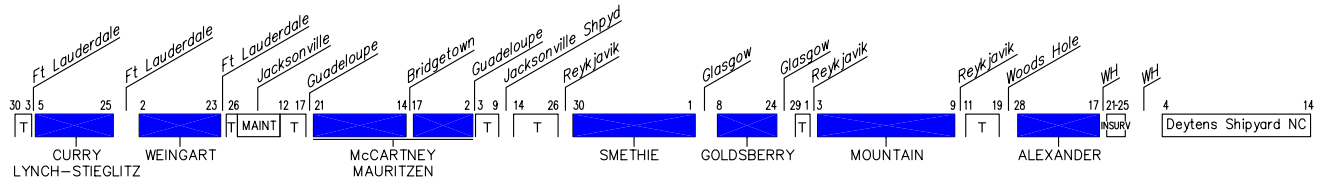
JAN FEB MAR APR MAY JUNE JULY AUG SEP OCT NOV DEC

OCEANUS



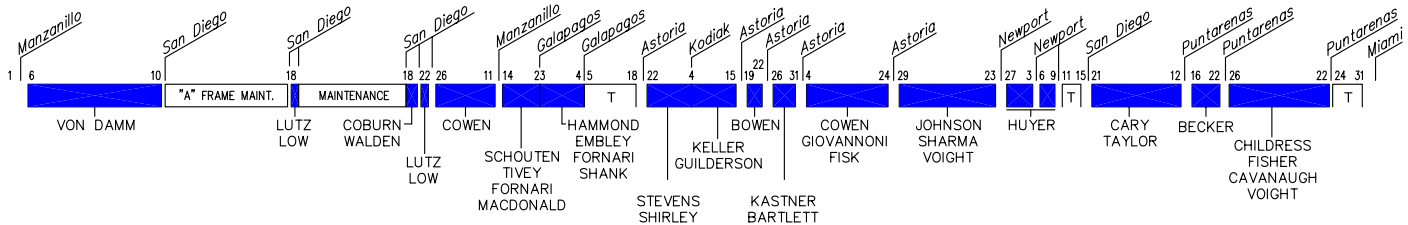
JAN FEB MAR APR MAY JUNE JULY AUG SEP OCT NOV DEC

KNORR




JAN FEB MAR APR MAY JUNE JULY AUG SEP OCT NOV DEC

ATLANTIS



JAN FEB MAR APR MAY JUNE JULY AUG SEP OCT NOV DEC

ROV



JAN FEB MAR APR MAY JUNE JULY AUG SEP OCT NOV DEC

Charge Days	NAVY	NOAA	NSF	Other	Total
OCEANUS	41	10	148	4	203
KNORR	81	-	175	-	256
ATLANTIS	1	61	236	-	298
ROV	1	1	93	-	95

[T] = TRANSIT

by direction of: Jonathan C. Alberts, Marine Operations Coordinator
Richard F. Pittenger, Vice President for Marine Operations

Betsy Doherty
31 DEC 02